

Mesoscale Field Theory for Quasicrystals

Marcello De Donno,¹ Luiza Angheluta,² Ken R. Elder,³ and Marco Salvalaglio^{1,4,*}

¹*Institute of Scientific Computing, TU Dresden, 01062 Dresden, Germany*

²*Njord Centre, Department of Physics, University of Oslo, 0371 Oslo, Norway*

³*Department of Physics, Oakland University, Rochester, Michigan 48309, USA*

⁴*Dresden Center for Computational Materials Science (DCMS), TU Dresden, 01062 Dresden, Germany*

We present a mesoscale field theory unifying the modeling of growth, elasticity, and dislocations in quasicrystals. The theory is based on the amplitudes entering their density-wave representation. We introduce a free energy functional for complex amplitudes and assume non-conserved dissipative dynamics to describe their evolution. Elasticity, including phononic and phasonic deformations, along with defect nucleation and motion, emerges self-consistently by prescribing only the symmetry of quasicrystals. Predictions on the formation of semi-coherent interfaces and dislocation kinematics are given.

I. INTRODUCTION

Quasicrystals (QCs) are aperiodic yet ordered arrangements that lack translational symmetry but still possess rotational symmetry. They exhibit distinctive, discrete diffraction patterns, which have been instrumental to their discovery [1, 2] and detection in both synthetic and natural materials [3–6]. QCs exhibit exotic features such as low friction and thermal conductivity, nonstick surface properties, and peculiar electronic properties [7, 8]. Importantly, quasicrystalline order can be found in various systems, spanning from solid-state materials to soft matter [9–15]. Moreover, QCs are intimately related to mathematical tiling concepts explored well before their discovery in actual materials [16, 17] and emerge in more exotic systems such as vibrating (macroscopic) granular materials [18] and quantum phase transitions [19].

QCs can be constructed via different procedures from a periodic hyperlattice [20, 21]. Via the *strip-projection* method, for instance, one considers the hyperlattice points within two parallel (flat) hypersurfaces (a hyper-strip) oriented with an irrational slope with respect to the hyperlattice orientations. The aperiodic structure is obtained by projecting the lattice positions on one of these hypersurfaces. A classic example is the 1D aperiodic arrangement corresponding to the Fibonacci sequence constructed from a 2D square lattice with this method [22]. Similarly, a 2D ten-fold QC [23] or the iconic 3D icosahedral QC [1] can be constructed from periodic lattices in 4D and 6D hyperspaces, respectively.

A natural description leveraging *discrete diffraction diagrams*, which is thus valid for both periodic crystals and QCs [24], is obtained via a smooth, dimensionless density field $\psi \equiv \psi(\mathbf{r})$ expanded in *density-waves* [20, 25]

$$\psi = \psi_0 + \sum_{n=1}^N \eta_n e^{i\mathbf{G}_n \cdot \mathbf{r}} + \text{c.c.}, \quad (1)$$

with i the imaginary unit, c.c. the complex conjugate and $\{\mathbf{G}_n\}$ the *discrete* set of reciprocal-space vectors, at

which diffraction peaks are expected [26]. The complex amplitude functions, $\eta_n = \phi_n e^{i\theta_n}$, are slowly varying (hydrodynamic) fields, and ψ_0 is the average density, which here is set to zero for simplicity. The amplitudes encode lattice deformations through their phases θ_n , defined differently for periodic crystals and QCs, as discussed in the following. Amplitudes remain slowly varying for small deformations, i.e., in elastic regimes and in the presence of isolated defects [27].

The density-wave representation (1) links directly to Landau's theories of phase transitions through free energy functionals $F[\psi]$. Free energies for bulk QCs have been discussed in seminal works [28, 29]. Approaches like the Swift-Hohenberg model [30, 31], the phase field crystal model (PFC) [32], as well as the classical density functional theory [33, 34], are based on free energies for smooth density fields where deformations and interfaces can also be described. Though primarily applied to ordered and periodic systems, they have yielded remarkable results for QCs too [35–40]. These methods, however, focus on microscopic length scales, preventing the description of large-scale systems and mechanical properties approaching continuum limits.

In this work, we introduce and demonstrate a self-consistent mesoscale field theory for QCs. This description focuses on complex amplitudes $\{\eta_n\}$, building on coarse-graining concepts introduced for microscopic densities in crystalline systems [27, 41, 42]. Accordingly, it allows one to describe macroscopic aspects, such as different phases and continuum elasticity, while naturally retaining microscopic details, such as the symmetry of QCs and its impact on dislocation nucleation, topological charge, and mechanical properties. Although we explicitly discuss minimal settings regarding simple QC symmetries and dynamical regimes, the formulation we introduce here can be extended and applied to more complex quasicrystalline systems and refined elasticity models. Still, we explicitly show that the proposed theory already provides novel predictions concerning defect arrangements in QCs. We present a free energy for the amplitudes representing the quasicrystalline order in Sect. II. In Sect. III, we discuss how such free en-

* marco.salvalaglio@tu-dresden.de

ergy naturally supports the description of dislocations in QCs. Details concerning the underlying elasticity theory are given in Sect. IV. We then apply the resulting theory, first to the characterization of dislocation arrangements at a small-angle grain boundary in Sect. V, clarifying a scenario that significantly deviates from periodic crystals, and then to the description of defect kinematics in Sect. VI. The main conclusions are summarized in Sect. VII.

II. FREE ENERGY

We start with the Swift-Hohenberg energy functional used in the classical PFC model [32],

$$F_\psi = \int_\Omega \left[\frac{A}{2} \psi (q^2 + \nabla^2)^2 \psi + \frac{B}{2} \psi^2 + \frac{C}{3} \psi^3 + \frac{D}{4} \psi^4 \right] d\mathbf{r}, \quad (2)$$

with q controlling the characteristic wave number for minimizers of F_ψ (e.g., enforcing a periodicity of $2\pi/q$ for stripe phases in 2D). For periodic crystals, a free energy functional F_η depending on amplitudes η_j can be derived using a renormalization group approach or simply by expressing ψ via the amplitude expansion (1) and integrating over the unit cell [27, 41]. It reads as

$$F_{\eta,P} = \int_\Omega \left[\sum_{n=1}^N A |\mathcal{G}_n \eta_n|^2 + \sum_{p=2}^P B_p \zeta_p \right] d\mathbf{r}, \quad (3)$$

with $P = 4$, $\mathcal{G}_n = \nabla^2 + 2i\mathbf{G}_n \cdot \nabla$, and the polynomial term of the energy density given by

$$\begin{aligned} \zeta_2 &= \sum_{p,q} \eta_p \eta_q \delta_{\mathbf{0}, \mathbf{G}_p + \mathbf{G}_q} = 2 \sum_{n=1}^N |\eta_n|^2 = \Phi, \\ \zeta_3 &= \sum_{p,q,r} \eta_p \eta_q \eta_r \delta_{\mathbf{0}, \mathbf{G}_p + \mathbf{G}_q + \mathbf{G}_r}, \\ \zeta_4 &= \sum_{p,q,r,s} \eta_p \eta_q \eta_r \eta_s \delta_{\mathbf{0}, \mathbf{G}_p + \mathbf{G}_q + \mathbf{G}_r + \mathbf{G}_s}, \end{aligned} \quad (4)$$

where the summations are from $-N$ to $+N$ excluding zero, $\eta_{-n} = \eta_n^*$, and $\mathbf{G}_{-n} = -\mathbf{G}_n$. Explicit expressions for ζ_l for various crystal symmetries can be found in Ref. [27]. We remark the presence of the Kronecker delta in these terms, meaning that products of the l amplitudes and their complex conjugate are included if and only if the vector sum of the corresponding reciprocal-space vectors (\mathbf{G}_n) is zero. This is known as resonance condition, where the corresponding product of Fourier modes loses the microscopic periodicity and, therefore, does not cancel out when integrated over the unit cell.

QCs are characterized by aperiodic lattices in direct and reciprocal space. For instance, 2D decagonal (\mathcal{D} , shown in Fig. 1a) and 3D icosahedral (\mathcal{I}) QCs are well described by the following sets of reciprocal-space vectors

[1, 23]:

$$\begin{aligned} \mathbf{G}_n^{\mathcal{D}} &= [\cos(2\pi n/5), \sin(2\pi n/5)], \\ \mathbf{G}_n^{\mathcal{I}} &= I_0 [\cos(2\pi n/5), \sin(2\pi n/5), 1/2], \\ \mathbf{G}_6^{\mathcal{I}} &= [0, 0, 1], \end{aligned} \quad (5)$$

for $1 \leq n \leq 5$ with $I_0 = 2/\sqrt{5}$. Evidently, these sets of vectors do not form periodic reciprocal lattices, as they feature more independent elements than the dimensionality of the system. These distinctive characteristics introduce two additional aspects concerning F_η : i) its original derivation relies on the existence of a well-defined unit cell, which does not apply to QCs; ii) there is no set of three or four \mathbf{G}_n as defined in Eq. (5) for which the resonance conditions in Eq. (4) are realized, meaning that the QC is not a stable phase according to the energy defined by Eqs. (3) and (4).

While a unit cell cannot be defined for QCs, quasi-unit-cell descriptions [44] featuring overlapping local motifs were proposed and verified experimentally [45]. Accordingly, we found that averaging the microscopic density ψ above a characteristic average width Λ results in a uniform field, justifying the coarse-graining underlying Eq. (3) for QCs too. A coarse-grained density field $\langle \psi \rangle$ can be evaluated by the Gaussian convolution in 2D [46, 47],

$$\langle \psi \rangle(\mathbf{r}) = \int d\mathbf{r}' \frac{\psi(\mathbf{r}')}{2\pi\alpha^2} \exp\left(-\frac{(\mathbf{r} - \mathbf{r}')^2}{2\alpha^2}\right), \quad (6)$$

where α is the coarse-graining length. Fig. 1b shows the result of applying Eq. (6) to the density of a decagonal QC for different values of α . For $\alpha \sim \Lambda = 12.5932$, relative changes in the macroscopic density decrease by three orders of magnitudes. It thus represents a suitable coarsening length for decagonal QCs. Interestingly, this value corresponds to the distance from the “center” of the QC to ten symmetric density maxima, as shown in Fig. 1c (see red dashed line). The existence of such a (finite) coarsening length justifies the construction of free energy for the amplitudes in analogy to previous works on periodic crystals [27]. Moreover, this free energy is shown below to be consistent with several aspects of QCs that are accessible from other theories. Lengths below Λ value cannot be described well by coarse-grained approaches, like our framework. We remark that, on the other hand, no upper bound exists for the validity of the proposed approach.

The limitation concerning resonance conditions can be overcome by increasing the degree of the free energy polynomial (P). This concept traces back to the first theories of QCs for bulk systems [28, 29]. For the decagonal or icosahedral quasicrystal, it is enough to consider $P = 6$, which corresponds to retaining the next two higher-order terms in the polynomial entering the Swift-Hohenberg energy functional. We remark that the highest order must be even to ensure the existence of a global minimum.

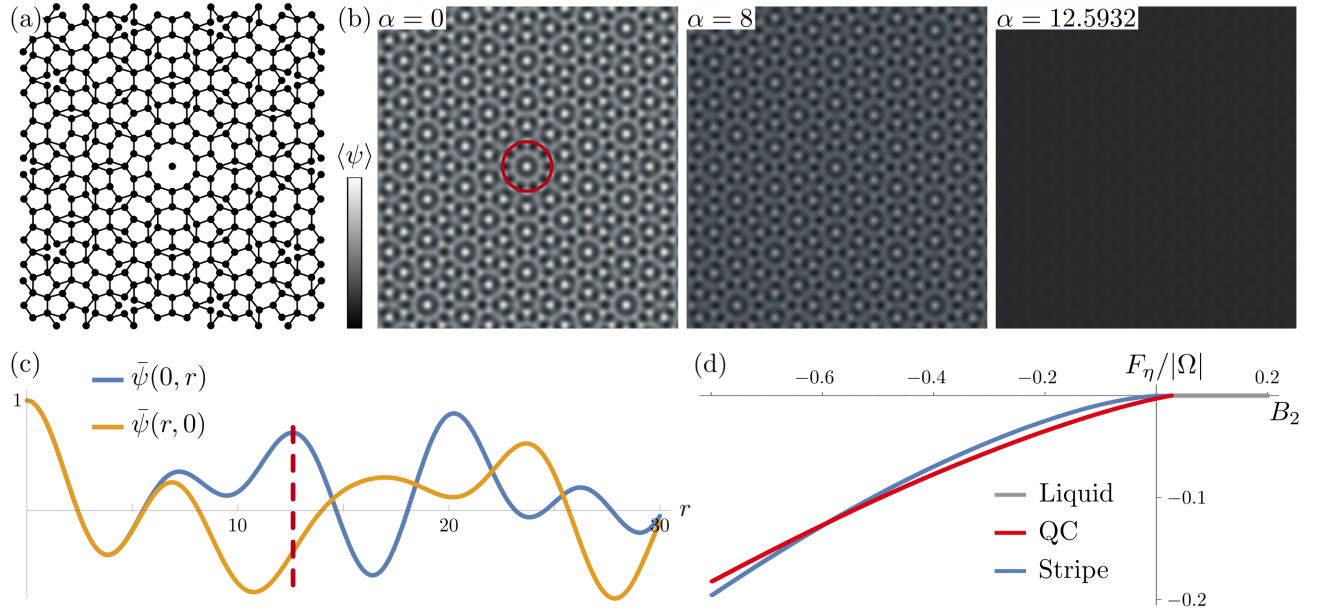


FIG. 1. *Decagonal QC phase as minimizer of the free energy (7).* (a) Tiling reconstructed from the density ψ as from Eq. (1) with $\mathbf{G}_n = \mathbf{G}_n^D$ and constant, equal (real) amplitudes (shown explicitly in panel (b) for $\alpha = 0$). See also the Supplemental Material (SM) [43] for further details on how the tiling is constructed. (b) Plots of the coarse-grained density $\langle\psi\rangle$ for different values of the coarsening length α in Eq. (6). The red circle has a radius of 12.5932. (c) Plots of the normalized density $\bar{\psi} = \psi/\psi_{\max}$ along the directions $x = 0$ (blue) and $y = 0$ (yellow). The density peak at $y \sim \Lambda = 12.5932$ is highlighted by the red dashed line. (d) Free energy density for different phases varying B_2 with $B_4 = 0$, $B_5 = -100$, $B_6 = 0.1$ (independent of A). The decagonal QC phase results the minimizer of the free energy (7) for $-0.6 \lesssim B_2 \lesssim 0$.

Explicitly, the free energy then results

$$F_{\eta,6} = \int_{\Omega} \left[\sum_{n=1}^N A |\mathcal{G}_n \eta_n|^2 + B_2 \zeta_2 + B_3 \zeta_3 + B_4 \zeta_4 + B_5 \zeta_5 + B_6 \zeta_6 \right] d\mathbf{r}, \quad (7)$$

with ζ_5 and ζ_6 obtained by extending the sums in Eq. (4) to products of five and six amplitudes, respectively. For decagonal QCs (\mathcal{D}), the newly introduced terms read:

$$\begin{aligned} \zeta_5^{\mathcal{D}} &= \left(\prod_{j=1}^5 \eta_j \right) + \text{c.c.}, \\ \zeta_6^{\mathcal{D}} &= 720 \sum_{\substack{j > i \\ k > j}} |\eta_i|^2 |\eta_j|^2 |\eta_k|^2 + \\ &\quad 180 \sum_{\substack{j > i \\ j \neq i}} |\eta_i|^4 |\eta_j|^2 + 20 \sum_i |\eta_i|^6. \end{aligned} \quad (8)$$

For icosahedral QCs (\mathcal{I}), there are no combinations of three or five $\mathbf{G}_n^{\mathcal{I}}$ with zero sum, meaning that $\zeta_3^{\mathcal{I}} = \zeta_5^{\mathcal{I}} = 0$. The explicit definition of $\zeta_6^{\mathcal{I}}$ follows by considering the expression for $\zeta_6^{\mathcal{D}}$ in Eq. (8) with an additional term reading $(\prod_{j=1}^6 \eta_j) + \text{c.c.}$, taking into account that the sum of the six vectors $\mathbf{G}_n^{\mathcal{I}}$ is zero. Although not specifically addressed here, we expect that for higher polynomial de-

grees P , the proposed free energy may describe even more complex QC symmetries as stable phases.

Fig. 1d shows that a decagonal QC phase minimizes the free energy (7) for some parameters. We vary B_2 , corresponding to a phenomenological temperature parameter in analogy with classical PFC models [32]. Consistently, for large B_2 , disordered/liquid phases are favored, while first QCs and then stripe phases minimize the free energy when decreasing B_2 . By considering $\psi_0 \neq 0$ and spatially dependent, the theory can be straightforwardly extended to admit phase coexistence [27, 48], whose discussion is however beyond the scope of the present work.

In its simplest form, the dynamics of the order parameter in the PFC model is given by the conservative evolution law

$$\frac{\partial \psi}{\partial t} = \nabla^2 \frac{\delta F_\psi}{\delta \psi}. \quad (9)$$

Under similar assumptions underlying the derivation of $F_{\eta,P}$ [27] the evolution law for amplitudes approximating Eq. (9) is

$$\frac{\partial \eta_j}{\partial t} = -|\mathbf{G}_j|^2 \frac{\delta F_{\eta,P}}{\delta \eta_j^*} = -|\mathbf{G}_j|^2 (A \mathcal{G}_n^2 \eta_n + \sum_{p=2}^P B_p \partial_{\eta_n^*} \zeta_p), \quad (10)$$

which describes the evolution of a QC similarly to periodic crystals. An additional timescale to properly account for elastic relaxation may also be considered,

leveraging the hydrodynamic formulation introduced in Ref. [49] that is compatible with the proposed free energy. We expect this extension to be relevant for fast dynamics and theoretical analysis of competitive relaxation mechanisms. However, focusing here on assessing the fundamental aspects of the proposed theory, we refrain from considering such an extension while targeting it in future works. Numerical examples are reported in the next sections, solving Eq. (10) via a standard Fourier pseudo-spectral method for spatial discretization [27]. Further details can be found in the Supplemental Material (SM) [43]. The datasets generated and analyzed during the current study are openly available in Ref. [50].

III. GROWTH AND DISLOCATIONS

The free energy, Eq. (7), and the corresponding dynamics, Eq. (10), enable the study of out-of-equilibrium settings, their evolution, and the deformation of QCs. Moreover, deformations and defects in QCs can be fully characterized via the phase of the complex amplitudes $\{\eta_n\}$.

We recall that, unlike periodic crystals, the full description of the order realized in QCs requires the definition of a periodic lattice in a higher-dimensional space [20, 21]. Namely, a QC in 2D is represented by a periodic hyper-lattice \mathcal{L} in a 4D hyper-space with coordinates $\tilde{\mathbf{r}} = \mathbf{r}^{\parallel} \oplus \mathbf{r}^{\perp}$, with $\mathbf{r}^{\parallel} = \mathbf{r}$ the coordinates the so-called *parallel* space ($\Omega^{\parallel} = \Omega$), the physical space of definition of the quasicrystal, and \mathbf{r}^{\perp} the coordinates of the so-called *perpendicular* space (Ω^{\perp}) [22], required to define \mathcal{L} in addition to Ω^{\parallel} .

Elastic deformation of \mathcal{L} can be generally described by the displacement field $\tilde{\mathbf{U}} = \mathbf{u} \oplus \mathbf{w}$ with \mathbf{u} corresponding to the displacements in Ω^{\parallel} , also called *phonons*, and \mathbf{w} being the displacements in Ω^{\perp} , called *phasons*. From the deformation of the periodic density $\tilde{\psi}(\tilde{\mathbf{r}} - \tilde{\mathbf{U}})$ of \mathcal{L} , the QC density $\psi = \tilde{\psi}(\tilde{\mathbf{r}})|_{\mathbf{r}^{\perp}=0}$ results

$$\psi = \sum_{n=1}^N \underbrace{\phi_n e^{-i\theta_n}}_{\eta_n} e^{i\mathbf{G}_n \cdot \mathbf{r}} + \text{c.c.}, \quad (11)$$

$$\theta_n = \arg(\eta_n) = \mathbf{G}_n^{\parallel} \cdot \mathbf{u} + \mathbf{G}_n^{\perp} \cdot \mathbf{w},$$

with $\mathbf{G}_n^{\parallel} = \mathbf{G}_n$ and \mathbf{G}_n^{\perp} can be constructed from \mathbf{G}_n^{\parallel} according to the QC rotational symmetry. Following Refs. [20, 25] for the decagonal QC we set $\mathbf{G}_n^{\perp} = a\mathbf{G}_{(3n \bmod 5)}^{\parallel}$ with $a = (1 + \sqrt{5})/2$. A refresher of the construction leading to the definition of direct- and reciprocal-space vectors for decagonal quasicrystals is reported in the SM [43] for completeness.

Note that the phase θ_n depends on both deformations \mathbf{u} and \mathbf{w} . Dislocations in QCs inherently induce both phononic and phasonic deformations [20, 25] as they correspond to topological defects in the phase θ_n with the

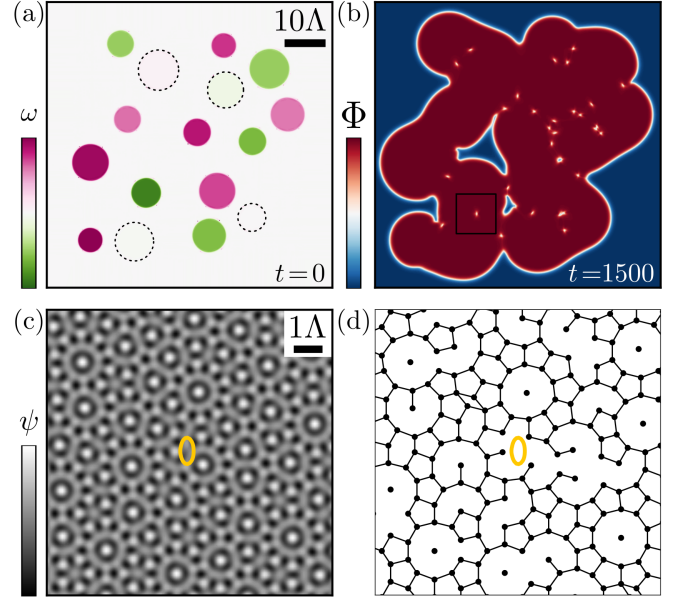


FIG. 2. *Growth of QCs seeds and defect nucleation.* (a) Rotation field ω at $t = 0$ initialized via amplitudes $\eta_n = \phi_n \exp(i(M(\beta)\mathbf{G}_n^{\parallel} - \mathbf{G}_n^{\parallel}) \cdot \mathbf{r})$ with $M(\beta)$ the standard rotation matrix [27] and $|\beta| \leq 5^\circ$. Grains with a small rotation are illustrated by dashed lines. (b) Representative stage of growth, illustrated by Φ . (c) and (d): ψ and tiling in the region marked by the black square in panel (b) with a (yellow) isoline at $\Phi/\Phi_{\max} = 0.7$ showing the defect location. Parameters as in Fig. 1d with $B_2 = 0.02$ and $A = 1$.

topological charge given by

$$\oint d\theta_n = -2\pi s_n = -(\mathbf{G}_n^{\parallel} \cdot \mathbf{b}^{\parallel} + \mathbf{G}_n^{\perp} \cdot \mathbf{b}^{\perp}), \quad (12)$$

s_n the winding (integer) number, $\mathbf{b}^{\parallel} = \oint d\mathbf{u}$ and $\mathbf{b}^{\perp} = \oint d\mathbf{w}$ Burgers vectors in Ω^{\parallel} and Ω^{\perp} , respectively.

An out-of-equilibrium system is illustrated in Fig. 2 by a numerical simulation. Slightly misoriented quasicrystalline seeds (i.e., rotated by some small angle β) are considered; see Fig. 2a. Using parameters that favor a QC phase, the initial seeds grow and eventually merge with the formation of topological defects (Fig. 2b), as indicated by localized regions where Φ decreases, pointing to a loss of quasicrystalline order. Figures 2c and 2d show the reconstructed density ψ and the tiling around a defect, deviating from the bulk, unperturbed phase (see Fig. 1). The proposed framework thus allows for the description of not only bulk systems but also complex scenarios in out-of-equilibrium settings, including interfaces, deformations, and defects. Note that Φ also enables easy detection of defects in QCs, not immediately accessible from the density or tiling considered by other theories.

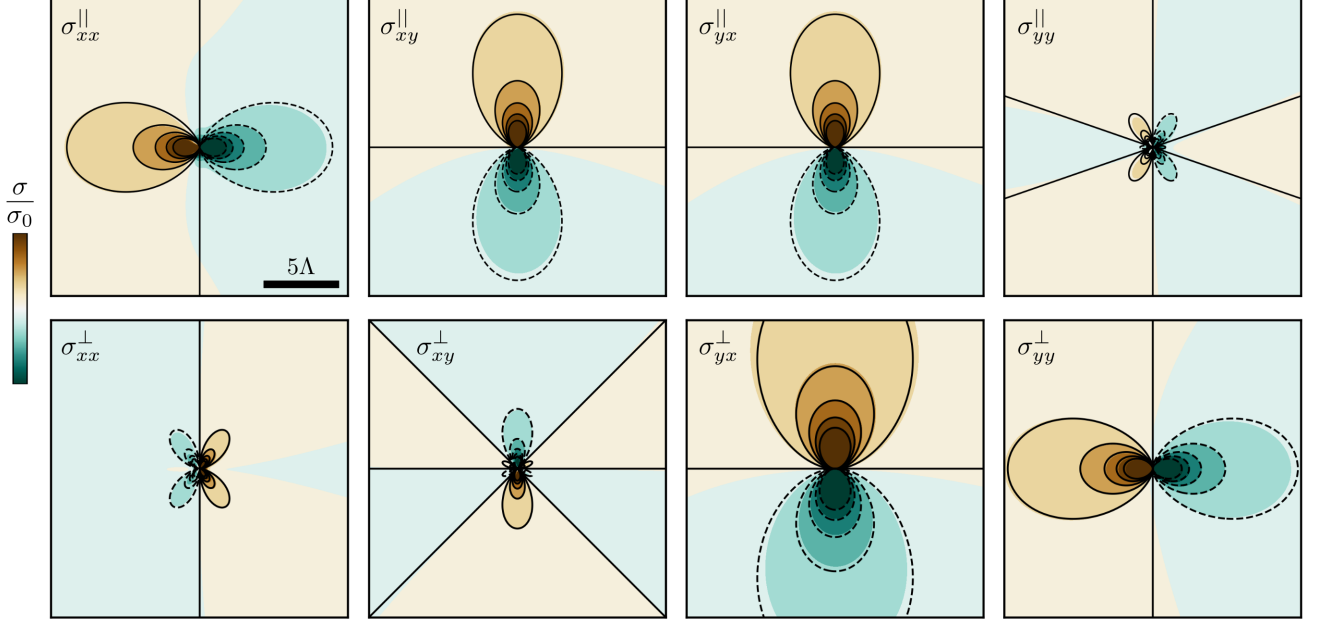


FIG. 3. Stress field of a dislocation in a decagonal QC. Components of the numerical stress field (Eq. (16), filled contour plot) are compared with the analytical stress fields (see SM [43], isolines) for a dislocation with Burgers vectors $\mathbf{b}^{\parallel} = \mathbf{b}^{\perp} = (0, -\frac{8}{5}\pi \sin(\frac{4}{5}\pi))$. Dashed isolines correspond to negative values. Simulation parameters are set as in Fig. 2.

IV. ELASTICITY

A self-consistent elasticity theory for QCs follows upon the deformation of ψ . The elastic energy, including all terms depending on deformation gradients, is

$$\mathcal{E} = \int e(\nabla \mathbf{u}, \nabla \mathbf{w}) \, d\mathbf{r} = \int A \sum_{n=1}^N |\mathcal{G}_n \eta_n|^2 \, d\mathbf{r}, \quad (13)$$

as can be obtained by considering amplitudes $\eta_n = \phi_n \exp(i\theta_n)$, with phase θ_n defined in Eq. (11), in the free energy $F_{\eta,P}$. The stress fields can be computed from $\{\eta_n\}$ by taking the variational of \mathcal{E} with respect to independent variations of the displacements, $\delta\mathcal{E} = \int (\sigma_{ij}^{\parallel} \partial_j \delta u_i + \sigma_{ij}^{\perp} \partial_j \delta w_i) \, d\mathbf{r}$, where summation over repeated indices is implied. In terms of amplitudes, $\delta\mathcal{E}$ becomes

$$\delta\mathcal{E} = 4A \sum_{n=0}^4 \int d\mathbf{r} \, \text{Im}[(\mathcal{G}_n^* \eta_n^*)(\mathcal{Q}_{n,j} \eta_n)] (\partial_j \delta \theta_n). \quad (14)$$

We remark that the expression above is general and, in analogy with the amplitude expansions (1), it holds for both periodic crystals and QCs. For the latter, using Eq. (11) to expand the amplitudes' phase θ_n , we obtain

$$\delta\mathcal{E} = 4A \sum_{n=0}^4 \int d\mathbf{r} \, \text{Im}[(\mathcal{G}_n^* \eta_n^*)(\mathcal{Q}_{n,j} \eta_n)] \cdot \left(G_{n,i}^{\parallel} \partial_j \delta u_i + G_{n,i}^{\perp} \partial_j \delta w_i \right), \quad (15)$$

where $\delta \mathbf{u}$ and $\delta \mathbf{w}$ are the infinitesimal variations of the displacements in Ω^{\parallel} and Ω^{\perp} subspace respectively. Thus, following from the definition of stress fields $\sigma_{ij}^{\parallel} = \delta F / \delta \partial_j u_i$ and $\sigma_{ij}^{\perp} = \delta F / \delta \partial_j w_i$, we obtain

$$\begin{aligned} \sigma_{ij}^S &= 4A \sum_{n=1}^N G_{n,i}^S \text{Im} \left[(\mathcal{G}_n^* \eta_n^*) ((\partial_j + i G_{n,j}^{\parallel}) \eta_n) \right] \\ &\approx 8\phi_0^2 A \sum_{n=1}^N G_{n,i}^S G_{n,j}^{\parallel} G_{n,k}^{\parallel} \partial_k \theta_n, \end{aligned} \quad (16)$$

with $S = (\parallel, \perp)$. The lowest order term reduces to the linear stress-strain relation. See also the SM [43] for the full step-by-step derivation of the expressions above.

For small distortions, the elastic energy density of QCs reduces to the quadratic form [51],

$$2e(\nabla \mathbf{u}, \nabla \mathbf{w}) = C_{ijkl} \varepsilon_{ij} \varepsilon_{kl} + K_{ijkl} \partial_j w_i \partial_l w_k + R_{ijkl} \varepsilon_{ij} \partial_l w_k + R'_{ijkl} \partial_j w_i \varepsilon_{kl}, \quad (17)$$

with $\varepsilon_{ij} = \frac{1}{2}[\partial_i u_j + \partial_j u_i] \equiv \varepsilon_{ij}^{\parallel}$ and $\partial_i w_j \equiv \varepsilon_{ij}^{\perp}$ the phononic and phasonic strains, respectively. The resulting constitutive relations are

$$\begin{aligned} \sigma_{ij}^{\parallel} &= C_{ijkl} \varepsilon_{kl}^{\parallel} + R_{ijkl} \varepsilon_{kl}^{\perp}, \\ \sigma_{ij}^{\perp} &= R'_{ijkl} \varepsilon_{kl}^{\parallel} + K_{ijkl} \varepsilon_{kl}^{\perp}. \end{aligned} \quad (18)$$

By comparing these expressions for the stress field or the elastic energy to their counterparts depending on amplitudes, Eqs. (16) and (17), the elastic constants \mathbf{C} , \mathbf{K} ,

and $\mathbf{R}' = \mathbf{R}^T$ thus result

$$\begin{aligned} C_{ijkl} &= 8A\phi_0^2 \sum_{n=1}^N G_{n,i}^{\parallel} G_{n,j}^{\parallel} G_{n,k}^{\parallel} G_{n,l}^{\parallel}, \\ R_{ijkl} &= 16A\phi_0^2 \sum_{n=1}^N G_{n,i}^{\parallel} G_{n,j}^{\parallel} G_{n,k}^{\parallel} G_{n,l}^{\perp}, \\ K_{ijkl} &= 16A\phi_0^2 \sum_{n=1}^N G_{n,i}^{\parallel} G_{n,j}^{\perp} G_{n,k}^{\parallel} G_{n,l}^{\perp}, \end{aligned} \quad (19)$$

consistent with known results for QCs [25, 51]. For instance, for decagonal QCs, $C_{ijkl} = \lambda \delta_{ij} \delta_{kl} + 2\mu(\delta_{ik} \delta_{jl} + \delta_{il} \delta_{jk})$ with $\mu = \lambda = 5A\phi_0^2$ (isotropic, with a ratio close to experiments, e.g. for Al–Ni–Co QCs [52]), $K_{ijkl} = K_1 \delta_{ik} \delta_{jl} + K_2(\delta_{ij} \delta_{kl} - \delta_{il} \delta_{jk})$ with $K_1 = 10(3 + \sqrt{5})A\phi_0^2$ and $K_2 = 0$, and $R_{1111} = R_{1122} = -R_{2211} = -R_{2222} = R_{1221} = R_{2121} = -R_{1212} = -R_{2112} = 5(1 + \sqrt{5})$, and 0 elsewhere [51]. Additionally, inverting the expression of θ_n in Eq. (11) allows us to determine directly phononic and phasonic strains from a set of complex amplitudes extending the formalism introduced in [42]. The corresponding equations are reported in the SM [43].

Similarly to the classical PFC model, the considered formulation shows limited control of the model parameter over the elastic constants. We remark that an extended set of elastic constants (i.e., $K_2 \neq 0$) can be considered by comparing to a more general elastic energy formulation for QCs [53]. Furthermore, the proposed theory can be extended towards different elastic materials upon considering more lengthscales in the differential operator in Eq. (7) [54] or replacing it with the definition of a correlation function (analogously to the so-called structural PFC model [55]). Such extensions are indeed compatible with coarse-graining and phase-stability concepts discussed in Sect. II, as well as a description of defects and out-of-equilibrium scenarios presented in Sect. III.

With the quantities derived in this section, we may assess the deformation of QCs described by amplitudes with known results from continuum mechanics. For the latter, we can consider the displacement field of a dislocation in an elastically-isotropic QC from Ref. [56], its derivation to obtain the analytic strain field, and then calculate the associated stress field via Eq. (18). We refer to such stress field, explicitly reported in the SM [43], as *analytic*, in contrast to the *numerical* stress field computed from amplitudes via Eq. (16). We consider in particular a dislocation dipole, with Burgers vectors $\mathbf{b}^{\parallel} = \mathbf{b}^{\perp} = [0, \pm \frac{8}{5}\pi \sin(\frac{4}{5}\pi)]$. This can be simulated by setting displacement field in the initial condition for amplitudes accordingly [27]. In Fig. 3, we show the *numerical* stress field of one of these dislocations. Peculiar features observed for the amplitude description of dislocations in crystals, such as an inherent regularization of the elastic field at the dislocation core [57, 58] are observed here as well. Moreover, the computed fields match almost perfectly the isolines corresponding to the *analytic* stress produced by the same configuration in the far field.

V. INSIGHTS ON SMALL-ANGLE GRAIN BOUNDARIES

The theory outlined in previous sections allows us to inspect non-trivial settings involving the interplay of growth and dislocation nucleation. In particular, we highlight here the description of defects and deformations during the growth and impingement of two slightly misoriented QCs (rotated $\pm\beta$), recently investigated in experiments [59]. A representative stage during growth is illustrated in Fig. 4a. From the phases θ_n , we can determine the (4D) Burgers vectors $\tilde{\mathbf{b}} = \mathbf{b}^{\parallel} \oplus \mathbf{b}^{\perp}$. Defects with (five) different orientations form, having two Burgers vector lengths: $|\tilde{\mathbf{b}}_1|^2 = \frac{16}{25}(5 - \sqrt{5})\pi^2$ for the lowest-energy defects, and $|\tilde{\mathbf{b}}_2|^2 = \frac{24}{25}(5 - \sqrt{5})\pi^2$ for the second-lowest energy. Moreover, stress fields computed via Eq. (16) are consistent with the ones obtained by deriving analytic displacements [56] and multiplying by elastic constants (19) for the same Burgers vectors (see also the SM [43]).

For periodic crystals, a straight semi-coherent interface hosting dislocations of the same kind is expected in the setting of Fig. 4a (see, e.g., Ref. [60]). A significantly different scenario thus emerges for QCs. Inherent phasonic deformations, absent in the initial rotation, are induced by defects as described by Eq. (11). Moreover, a rotation by -3β in Ω^{\perp} would be required to rotate the subspaces in a synchronized manner; we recall that $\mathbf{G}_n^{\perp} \propto \mathbf{G}_{(3n \bmod 5)}^{\parallel}$. A Ω^{\parallel} rotation of the QCs thus introduces a geometric frustration, accommodated by the nucleation of defects of different kinds and arranged over a more complex network [53]. For comparison, Fig. 4b shows that a straight, semi-coherent interface composed of defects of the same kind is indeed obtained by the additional -3β rotation in Ω^{\perp} . However, this setting does not correspond to a physical rotation of the QCs in Ω^{\parallel} , as it is visible in the inset in Fig. 4b, which deviates from a simple rotation of the structure in Fig. 1b. Due to such a nontrivial phononic-phasonic deformation, the orientations of the QCs are also varying in space and time, qualitatively reproducing the evidence in [59], and nucleation of additional defects at the surface occur at later stages, reminiscent of rearrangements mediated by phasons [38, 61].

VI. DEFECT KINEMATICS

Finally, we show that the proposed field theory also captures self-consistently the driving force for dislocation motion. Following the theoretical framework proposed for crystals [62–64], we can track Burgers vector densities \mathbf{B}^S for a dislocation at \mathbf{r}_0 via the zeros of η_n corresponding to singularities in the phases θ_n . In particular, we may express \mathbf{B}^S as superposition of Dirac-delta

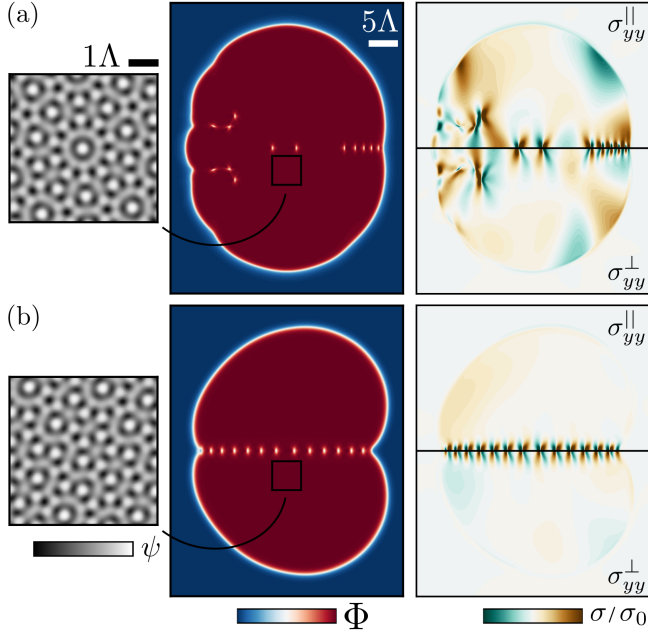


FIG. 4. *QC growth and semicoherent interfaces.* (a) Representative stage of the growth of two misoriented circular seeds ($\beta = \pm 4^\circ$ set as in Fig. 2) with radius 4Λ and center-to-center distance of 9Λ along the y -axis. (b) Growth as in (a) with an additional rotation -3β in Ω^\perp . Parameters as in Fig. 2. See also Supplemental Videos.

distributions $\delta(\eta_n)$,

$$\begin{aligned} \mathbf{B}^\parallel &= \mathbf{b}^\parallel \delta(\mathbf{r} - \mathbf{r}_0) = -\frac{4\pi}{N|\mathbf{b}^\parallel|^2} \sum_{n=1}^N \mathbf{G}_n^\parallel D_n \delta(\eta_n), \\ \mathbf{B}^\perp &= \mathbf{b}^\perp \delta(\mathbf{r} - \mathbf{r}_0) = -\frac{4\pi}{Na^2|\mathbf{b}^\perp|^2} \sum_{n=1}^N \mathbf{G}_n^\perp D_n \delta(\eta_n), \end{aligned} \quad (20)$$

following from Eq. (12) upon contracting with \mathbf{G}_n^S . $D_n = \frac{\epsilon_{ijk}}{2i} \partial_j \eta_n^* \partial_k \eta_n$ is the determinant of the coordinate transformation from \mathbf{r} to $[\text{Re}(\eta_n), \text{Im}(\eta_n)]$ [65]. \mathbf{B}^S and D_n follow the continuity equations

$$\begin{aligned} \partial_t D_n + \partial_j J_{n,j}^D &= 0, \\ \partial_t B_i^S + \partial_j J_{i,j}^{B,S} &= 0, \end{aligned} \quad (21)$$

with current densities [66]

$$\begin{aligned} J_{n,j}^D &= \epsilon_{jk} \text{Im}(\partial_t \eta_n \partial_k \eta_n^*), \\ J_{i,j}^{B,S} &= b_i^S v_j^S \delta(\mathbf{r} - \mathbf{r}_0), \end{aligned} \quad (22)$$

where \mathbf{v}^S is the dislocation velocity. Combining Eqs. (20) and (22), we can determine a general expression for the dislocation velocity in each subspace from \mathbf{J}_n^D and thus depending on amplitudes $\{\eta_n\}$ as well as their time evo-

lution ($N = 5$ hereafter),

$$\begin{aligned} v_j^\parallel &= \frac{2}{5|\mathbf{b}^\parallel|^2} \times \\ &\sum_{n=1}^5 \left((\mathbf{b}^\parallel \cdot \mathbf{G}_n^\parallel)^2 + (\mathbf{b}^\parallel \cdot \mathbf{G}_n^\parallel)(\mathbf{b}^\perp \cdot \mathbf{G}_n^\perp) \right) \frac{J_{n,j}^D}{D_n} \Big|_{\mathbf{r}=\mathbf{0}}, \\ v_j^\perp &= \frac{2}{5a^2|\mathbf{b}^\perp|^2} \times \\ &\sum_{n=1}^5 \left((\mathbf{b}^\perp \cdot \mathbf{G}_n^\perp)^2 + (\mathbf{b}^\parallel \cdot \mathbf{G}_n^\parallel)(\mathbf{b}^\perp \cdot \mathbf{G}_n^\perp) \right) \frac{J_{n,j}^D}{D_n} \Big|_{\mathbf{r}=\mathbf{0}}. \end{aligned} \quad (23)$$

As $\mathbf{b}^\perp \cdot \mathbf{G}_n^\perp = 2\pi - \mathbf{b}^\parallel \cdot \mathbf{G}_n^\parallel$ (Eq. (12) with $s_n = 1$), the defect velocities in each subspace are not independent, but rather constrained by

$$\mathbf{v}^\parallel |\mathbf{b}^\parallel|^2 + \mathbf{v}^\perp a^2 |\mathbf{b}^\perp|^2 = \frac{8\pi^2}{5} \sum_{n=1}^5 \frac{\mathbf{J}_n^D}{D_n}. \quad (24)$$

Furthermore, the geometrical condition

$$\begin{aligned} \frac{1}{|\mathbf{b}^\parallel|^2} \left((\mathbf{b}^\parallel \cdot \mathbf{G}_n^\parallel)^2 + (\mathbf{b}^\parallel \cdot \mathbf{G}_n^\parallel)(\mathbf{b}^\perp \cdot \mathbf{G}_n^\perp) \right) &= \\ \frac{1}{a^2|\mathbf{b}^\perp|^2} \left((\mathbf{b}^\perp \cdot \mathbf{G}_n^\perp)^2 + (\mathbf{b}^\parallel \cdot \mathbf{G}_n^\parallel)(\mathbf{b}^\perp \cdot \mathbf{G}_n^\perp) \right), \end{aligned} \quad (25)$$

$\forall n \in \{1, 2, \dots, 5\}$, is sufficient for these velocities to be equal. We note that having equal velocities in the two subspaces has often been assumed in the modeling of dislocation motion in QCs [67]. Here, specific conditions are identified to ensure or predict that this identity holds. In our numerical experiments (e.g., Figs. 2 and 4), we observed the nucleation of dislocations with the lowest and second-lowest energy, for which $|\mathbf{b}^\parallel \oplus \mathbf{b}^\perp|^2 = \frac{16}{25}(5 - \sqrt{5})\pi^2$ and $|\mathbf{b}^\parallel \oplus \mathbf{b}^\perp|^2 = \frac{24}{25}(5 - \sqrt{5})\pi^2$ respectively. For these dislocations, condition (25) holds, meaning that dislocations nucleating at interfaces between misoriented or mismatched grains enjoy the property $\mathbf{v}^\parallel = \mathbf{v}^\perp$. In this regime, from Eq. (24), we get an expression for the unique defect velocity

$$v_j = \frac{8\pi^2}{5(|\mathbf{b}^\parallel|^2 + a^2|\mathbf{b}^\perp|^2)} \sum_{n=1}^5 \frac{J_{n,j}^D}{D_n} \Big|_{\mathbf{r}=\mathbf{0}} = \frac{1}{2} \sum_{n=1}^5 \frac{J_{n,j}^D}{D_n} \Big|_{\mathbf{r}=\mathbf{0}}, \quad (26)$$

where we used $|\mathbf{b}^\parallel|^2 + a^2|\mathbf{b}^\perp|^2 = 16\pi^2/5$ for the dislocations in question. Evaluating the density current \mathbf{J}_n^D at \mathbf{r}_0 means evaluating $\partial_t \eta_n|_{\mathbf{r}=\mathbf{r}_0} \approx A G^2 \eta_n|_{\mathbf{r}=\mathbf{r}_0}$ from Eq. (10) with $\zeta_k|_{\mathbf{r}=\mathbf{r}_0} = 0$ due to amplitudes η_n vanishing at the core for $s_n \neq 0$ [64]. By approximating the singular part of the phase θ_n with the isotropic vortex ansatz $s_n \arctan(y/x)$ [62, 63, 68], we get

$$\begin{aligned} \frac{J_{n,j}^D}{D_n} \Big|_{\mathbf{r}=\mathbf{0}} &= \frac{8A}{s_n} \epsilon_{jl} G_{n,l}^\parallel G_{n,m}^\parallel \partial_m \theta_n \Big|_{\mathbf{r}=\mathbf{0}} \\ &= \frac{8A}{s_n} \epsilon_{jl} G_{n,l}^\parallel G_{n,m}^\parallel (G_{n,o}^\parallel \partial_m u_o + G_{n,o}^\perp \partial_m w_o) \Big|_{\mathbf{r}=\mathbf{0}}, \end{aligned} \quad (27)$$

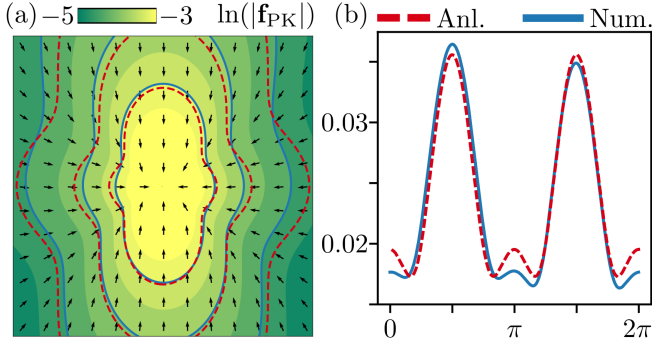


FIG. 5. Peach-Koehler force for selected dislocations in a decagonal QC. (a) \mathbf{f}_{PK} from Eq. (30), generated by a dislocation at the center of the panel on a test dislocation with opposite Burgers vector. Direction (arrows) and magnitude (filled contour plot and solid isolines) are obtained with the stress field computed from amplitudes via Eq. (16) (*Num.*). Dashed isolines are obtained with Eq. (18) exploiting analytic stress fields for dislocations reported in the SM [43] (*Anl.*). (b) Comparison between *Num.* (solid) and *Anl.* (dashed) $|\mathbf{f}_{\text{PK}}|$ varying the polar angle at a distance $5A$ from the center of panel (a).

where we used Eq. (11) to express the phase in terms of displacement fields. Then, we can rewrite Eq. (26) as

$$\begin{aligned} v_j &= 4A\epsilon_{jl} \sum_{n=1}^5 \frac{1}{s_n} G_{n,l}^{\parallel} G_{n,m}^{\parallel} (G_{n,o}^{\parallel} \partial_m u_o + G_{n,o}^{\perp} \partial_m w_o) \Big|_{\mathbf{r}=\mathbf{0}} \\ &= 4A\epsilon_{jl} \left[\left(\sum_{n=1}^5 \frac{G_{n,m}^{\parallel}}{s_n} \right) \sigma_{lm}^{\parallel} + \left(\sum_{n=1}^5 \frac{G_{n,m}^{\perp}}{s_n} \right) \sigma_{lm}^{\perp} \right]_{\mathbf{r}=\mathbf{0}}. \end{aligned} \quad (28)$$

By evaluating the sums

$$\begin{aligned} \sum_{n=1}^5 \frac{G_{n,m}^{\parallel}}{s_n} &= \frac{5}{4\pi} b_m^{\parallel}, \\ \sum_{n=1}^5 \frac{G_{n,m}^{\perp}}{s_n} &= \frac{5a^2}{4\pi} b_m^{\perp}, \end{aligned} \quad (29)$$

we finally obtain a Peach-Koehler (PK) type equation

$$v_i = M f_i^{\text{PK}} = \frac{5A}{\pi} \epsilon_{ij} \left(\sigma_{jk}^{\parallel} b_k^{\parallel} + a^2 \sigma_{jk}^{\perp} b_k^{\perp} \right), \quad (30)$$

with $M = 5A/\pi$, retaining a dependence on both phononic and phasonic deformation consistent with classical theories [67, 69].

An example of the PK force field evaluation is illustrated in Fig. 5. We compute \mathbf{f}_{PK} acting on a test dislocation with Burgers vector $\mathbf{b}^{\parallel} = \mathbf{b}^{\perp} = [0, \frac{8}{5}\pi \sin(\frac{4}{5}\pi)]$

and that is induced by stress field of an opposite-charged dislocation located at the origin. We report the result obtained by using the stress field computed from $\{\eta_n\}$ via Eq. (16) (*numerical*) and, for comparison, the prediction exploiting analytic stress field derived from the displacements in Ref. [56] (*analytic*); see full expressions in the SM [43]. Given a distribution of dislocations, we can then compute the PK force field based only on the symmetry of the QCs. Moreover, the compelling agreement between the *numerical* and *analytical* force fields further supports the consistency of the elasticity description for QCs achieved in the proposed theory with continuum mechanics while simultaneously capturing mesoscale aspects like defect formation and interaction with no additional tuning parameters.

VII. CONCLUSION

In summary, the proposed mesoscale field theory builds on the density-wave description of QCs. It focuses on the slowly-varying complex amplitudes of the characteristic Fourier modes of the microscopic density field. A free energy functional for these amplitudes is introduced. This newly proposed theory may be considered a mesoscale Landau theory for phase transition in QCs, including mechanics. Elasticity and dislocations, including phononic and phasonic deformations, follow from the symmetry of the microscopic quasicrystalline order and are shown to be consistent with classical continuum mechanics results. Using this approach, we shed light on the formation of semi-coherent interfaces between misoriented QCs. Dislocation kinematics is also shown to follow from the proposed equation of motion for the amplitude. A model closing the gap between micro- and macroscopic description of QCs is thus established. We expect this theory to pave the way for general mesoscale investigations of systems with quasicrystalline order.

VIII. ACKNOWLEDGEMENTS

M. D. D. and M. S. acknowledge funding by the Deutsche Forschungsgemeinschaft (DFG, German Research Foundation) Project No. 447241406, and the computing time made available to them on the high-performance computer at the NHR Center of TU Dresden. K. R. E. acknowledges support from the National Science Foundation (NSF) under Grant No. DMR-2006456.

[1] D. Levine and P. J. Steinhardt, Quasicrystals: A new class of ordered structures, *Phys. Rev. Lett.* **53**, 2477 (1984).

[2] D. Shechtman, I. Blech, D. Gratias, and J. W. Cahn, Metallic phase with long-range orientational order and no

- translational symmetry, *Phys. Rev. Lett.* **53**, 1951 (1984).
- [3] T. Ishimasa, H.-U. Nissen, and Y. Fukano, New ordered state between crystalline and amorphous in ni-cr particles, *Phys. Rev. Lett.* **55**, 511 (1985).
 - [4] D. D. P and P. J. Steinhardt, *Quasicrystals: The State of the Art* (World Scientific, Singapore, 1991).
 - [5] C. Janot, *Quasicrystals: A primer* (Oxford University Press, UK, 1994).
 - [6] L. Bindi, P. J. Steinhardt, N. Yao, and P. J. Lu, Natural quasicrystals, *Science* **324**, 1306 (2009).
 - [7] E. Maciá, The role of aperiodic order in science and technology, *Rep. Prog. Phys.* **69**, 397 (2005).
 - [8] J.-M. Dubois, Properties and applications of quasicrystals and complex metallic alloys, *Chemical Society Reviews* **41**, 6760 (2012).
 - [9] X. Zeng, G. Ungar, Y. Liu, V. Percec, A. E. Dulcey, and J. K. Hobbs, Supramolecular dendritic liquid quasicrystals, *Nature* **428**, 157 (2004).
 - [10] K. Hayashida, T. Dotera, A. Takano, and Y. Matsushita, Polymeric quasicrystal: Mesoscopic quasicrystalline tiling in *abc* star polymers, *Phys. Rev. Lett.* **98**, 195502 (2007).
 - [11] D. V. Talapin, E. V. Shevchenko, M. I. Bodnarchuk, X. Ye, J. Chen, and C. B. Murray, Quasicrystalline order in self-assembled binary nanoparticle superlattices, *Nature* **461**, 964 (2009).
 - [12] W. Steurer, Why are quasicrystals quasiperiodic?, *Chem. Soc. Rev.* **41**, 6719 (2012).
 - [13] T. Dotera, Quasicrystals in soft matter, *Isr. J. Chem.* **51**, 1197 (2011).
 - [14] J. Mikhalev, J. Roth, L. Helden, and C. Bechinger, Archimedean-like tiling on decagonal quasicrystalline surfaces, *Nature* **454**, 501 (2008).
 - [15] S. Förster, K. Meinel, R. Hammer, M. Trautmann, and W. Widdra, Quasicrystalline structure formation in a classical crystalline thin-film system, *Nature* **502**, 215 (2013).
 - [16] R. Penrose, The role of aesthetics in pure and applied mathematical research, *Bull. Inst. Math. Appl.* **10**, 266 (1974).
 - [17] P. J. Lu and P. J. Steinhardt, Decagonal and quasicrystalline tilings in medieval islamic architecture, *Science* **315**, 1106 (2007).
 - [18] A. Plati, R. Maire, E. Fayen, F. Boulogne, F. Restagno, F. Smallegange, and G. Foffi, Quasi-crystalline order in vibrating granular matter, *Nat. Phys.* **20**, 465 (2024).
 - [19] F. Mivehvar, H. Ritsch, and F. Piazza, Emergent quasicrystalline symmetry in light-induced quantum phase transitions, *Phys. Rev. Lett.* **123**, 210604 (2019).
 - [20] J. E. S. Socolar, T. C. Lubensky, and P. J. Steinhardt, Phonons, phasons, and dislocations in quasicrystals, *Phys. Rev. B* **34**, 3345 (1986).
 - [21] P. Bak, Icosahedral crystals: Where are the atoms?, *Phys. Rev. Lett.* **56**, 861 (1986).
 - [22] P. Guyot, Dislocations in quasicrystals, *Encyclopedia of Materials: Science and Technology*, 2291 (2001).
 - [23] L. Bendersky, Quasicrystal with one-dimensional translational symmetry and a tenfold rotation axis, *Phys. Rev. Lett.* **55**, 1461 (1985).
 - [24] Discrete diffraction diagrams became the defining property of crystals by the International Union of Crystallography since 1992, fostered by the discovery of QCs [70].
 - [25] D. Levine, T. C. Lubensky, S. Ostlund, S. Ramaswamy, P. J. Steinhardt, and J. Toner, Elasticity and dislocations in pentagonal and icosahedral quasicrystals, *Phys. Rev. Lett.* **54**, 1520 (1985).
 - [26] Note that the formulation in (1) with c.c. accounts for $\pm \mathbf{G}_n \forall n$.
 - [27] M. Salvalaglio and K. R. Elder, Coarse-grained modeling of crystals by the amplitude expansion of the phase-field crystal model: an overview, *Model. Simul. Mater. Sci. Eng.* **30**, 053001 (2022).
 - [28] N. D. Mermin and S. M. Troian, Mean-field theory of quasicrystalline order, *Phys. Rev. Lett.* **54**, 1524 (1985).
 - [29] R. Lifshitz and D. M. Petrich, Theoretical model for faraday waves with multiple-frequency forcing, *Phys. Rev. Lett.* **79**, 1261 (1997).
 - [30] J. Swift and P. C. Hohenberg, Hydrodynamic fluctuations at the convective instability, *Phys. Rev. A* **15**, 319 (1977).
 - [31] M. C. Cross and P. C. Hohenberg, Pattern formation outside of equilibrium, *Rev. Mod. Phys.* **65**, 851 (1993).
 - [32] K. R. Elder, M. Katakowski, M. Haataja, and M. Grant, Modeling Elasticity in Crystal Growth, *Phys. Rev. Lett.* **88**, 245701 (2002).
 - [33] T. V. Ramakrishnan and M. Yussouff, First-principles order-parameter theory of freezing, *Phys. Rev. B* **19**, 2775 (1979).
 - [34] H. L. Michael te Vrugt and R. Wittkowski, Classical dynamical density functional theory: from fundamentals to applications, *Advances in Physics* **69**, 121 (2020).
 - [35] K. Barkan, H. Diamant, and R. Lifshitz, Stability of quasicrystals composed of soft isotropic particles, *Phys. Rev. B* **83**, 172201 (2011).
 - [36] J. Rottler, M. Greenwood, and B. Ziebarth, Morphology of monolayer films on quasicrystalline surfaces from the phase field crystal model, *J. Phys. Cond. Matter* **24**, 135002 (2012).
 - [37] A. J. Archer, A. M. Rucklidge, and E. Knobloch, Quasicrystalline order and a crystal-liquid state in a soft-core fluid, *Phys. Rev. Lett.* **111**, 165501 (2013).
 - [38] C. V. Achim, M. Schmiedeberg, and H. Löwen, Growth modes of quasicrystals, *Phys. Rev. Lett.* **112**, 255501 (2014).
 - [39] K. Barkan, M. Engel, and R. Lifshitz, Controlled self-assembly of periodic and aperiodic cluster crystals, *Phys. Rev. Lett.* **113**, 098304 (2014).
 - [40] Q. Xue, S.-a. Gong, and S. Tang, Atomic-scale investigation of the pattern formation of quasicrystal growth by phase-field crystal simulations, *Cryst. Growth Des* **22**, 5497 (2022).
 - [41] N. Goldenfeld, B. P. Athreya, and J. A. Dantzig, Renormalization group approach to multiscale simulation of polycrystalline materials using the phase field crystal model, *Phys. Rev. E* **72**, 020601(R) (2005).
 - [42] M. Salvalaglio, A. Voigt, and K. R. Elder, Closing the gap between atomic-scale lattice deformations and continuum elasticity, *npj Comput. Mater.* **5**, 48 (2019).
 - [43] See supplemental material (SM) for: a review of the definitions of the hyperlattice \mathcal{L} and $\mathbf{G}_n^{\parallel}, \mathbf{G}_n^{\perp}$ for decagonal QCs; details for the construction of the tiling; numerical method; all derivation steps for strain and stress fields, and the analytic stress field for a dislocation in an isotropic QC; expressions for strain and rotation field from complex amplitudes.
 - [44] J. E. S. Socolar and P. J. Steinhardt, Quasicrystals. ii. unit-cell configurations, *Phys. Rev. B* **34**, 617 (1986).
 - [45] P. J. Steinhardt, H.-C. Jeong, K. Saitoh, M. Tanaka, E. Abe, and A. Tsai, Experimental verification of the

- quasi-unit-cell model of quasicrystal structure, *Nature* **396**, 55 (1998).
- [46] P. Hirvonen, V. Heinonen, H. Dong, Z. Fan, K. R. Elder, and T. Ala-Nissila, Phase-field crystal model for heterostructures, *Phys. Rev. B* **100**, 165412 (2019).
- [47] V. Skogvoll, A. Skaugen, and L. Angheluta, Stress in ordered systems: Ginzburg-landau-type density field theory, *Phys. Rev. B* **103**, 224107 (2021).
- [48] D.-H. Yeon, Z.-F. Huang, K. R. Elder, and K. Thornton, Density-amplitude formulation of the phase-field crystal model for two-phase coexistence in two and three dimensions, *Phil. Mag.* **90**, 237 (2010).
- [49] V. Heinonen, C. V. Achim, J. M. Kosterlitz, S.-C. Ying, J. Lowengrub, and T. Ala-Nissila, Consistent hydrodynamics for phase field crystals, *Phys. Rev. Lett.* **116**, 024303 (2016).
- [50] The dataset supporting this study is publicly accessible in the Zenodo repository at <https://doi.org/10.5281/zenodo.14050282>.
- [51] D. H. Ding, W. Yang, C. Hu, and R. Wang, Generalized elasticity theory of quasicrystals, *Phys. Rev. B* **48**, 7003 (1993).
- [52] M. A. Chernikov, H. R. Ott, A. Bianchi, A. Migliori, and T. W. Darling, Elastic moduli of a single quasicrystal of decagonal al-ni-co: Evidence for transverse elastic isotropy, *Phys. Rev. Lett.* **80**, 321 (1998).
- [53] Y. Hatwalne, H. R. Krishnamurthy, R. Pandit, and S. Ramaswamy, Small-angle grain boundaries in quasicrystals, *Phys. Rev. Lett.* **62**, 2699 (1989).
- [54] S. K. Mkhonta, K. R. Elder, and Z.-F. Huang, Exploring the complex world of two-dimensional ordering with three modes, *Phys. Rev. Lett.* **111**, 035501 (2013).
- [55] M. Greenwood, N. Provatas, and J. Rottler, Free energy functionals for efficient phase field crystal modeling of structural phase transformations, *Phys. Rev. Lett.* **105**, 045702 (2010).
- [56] P. De and R. A. Pelcovits, Linear elasticity theory of pentagonal quasicrystals, *Phys. Rev. B* **35**, 8609 (1987).
- [57] M. Salvalaglio, L. Angheluta, Z.-F. Huang, A. Voigt, K. R. Elder, and J. Viñals, A coarse-grained phase-field crystal model of plastic motion, *J. Mech. Phys. Solids* **137**, 103856 (2020).
- [58] L. Benoit-Maréchal and M. Salvalaglio, Gradient elasticity in Swift–Hohenberg and phase-field crystal models, *Model. Simul. Mater. Sci. Eng.* **32**, 055005 (2024).
- [59] I. Han, K. L. Wang, A. T. Cadotte, Z. Xi, H. Parsamehr, X. Xiao, S. C. Glotzer, and A. J. Shahani, Formation of a single quasicrystal upon collision of multiple grains, *Nature Communications* **12**, 5790 (2021).
- [60] S. Praetorius, M. Salvalaglio, and A. Voigt, An efficient numerical framework for the amplitude expansion of the phase-field crystal model, *Model. Simul. Mater. Sci. Eng.* **27**, 044004 (2019).
- [61] K. Nagao, T. Inuzuka, K. Nishimoto, and K. Edagawa, Experimental observation of quasicrystal growth, *Phys. Rev. Lett.* **115**, 075501 (2015).
- [62] A. Skaugen, L. Angheluta, and J. Viñals, Dislocation dynamics and crystal plasticity in the phase-field crystal model, *Phys. Rev. B* **97**, 054113 (2018).
- [63] M. Salvalaglio, A. Voigt, Z.-F. Huang, and K. R. Elder, Mesoscale defect motion in binary systems: Effects of compositional strain and cottrell atmospheres, *Phys. Rev. Lett.* **126**, 185502 (2021).
- [64] V. Skogvoll, L. Angheluta, A. Skaugen, M. Salvalaglio, and J. Viñals, A phase field crystal theory of the kinematics of dislocation lines, *J. Mech. Phys. of Solids* **166**, 104932 (2022).
- [65] This holds true in 2D, see Ref [64] for extensions to 3D.
- [66] V. Skogvoll, J. Rønning, M. Salvalaglio, and L. Angheluta, A unified field theory of topological defects and non-linear local excitations, *npj Comput. Mater.* **9**, 122 (2023).
- [67] T. C. Lubensky, S. Ramaswamy, and J. Toner, Dislocation motion in quasicrystals and implications for macroscopic properties, *Phys. Rev. B* **33**, 7715 (1986).
- [68] G. F. Mazenko, Vortex velocities in the $O(n)$ symmetric time-dependent ginzburg-landau model, *Phys. Rev. Lett.* **78**, 401 (1997).
- [69] E. Agiasofitou, M. Lazar, and H. Kirchner, Generalized dynamics of moving dislocations in quasicrystals, *J. Phys. Cond. Matter* **22**, 495401 (2010).
- [70] Report of the Executive Committee for 1991, *Acta Crystallographica Section A* **48**, 922 (1992).

SUPPLEMENTAL MATERIAL

Mesoscale Field Theory for Quasicrystals

Marcello De Donno,¹ Luiza Angheluta,² Ken R. Elder³, Marco Salvalaglio^{1,4,*}

¹*Institute of Scientific Computing, TU Dresden, 01062 Dresden, Germany*

²*Njord Centre, Department of Physics, University of Oslo, 0371 Oslo, Norway*

³*Department of Physics, Oakland University, Rochester, Michigan 48309, USA*

⁴*Dresden Center for Computational Materials Science (DCMS), TU Dresden, 01062 Dresden, Germany*

S-I. DEFINITIONS OF DIRECT- AND RECIPROCAL-SPACE VECTORS FOR DECAGONAL QUASICRYSTALS

In this work, we consider quasicrystals (QCs) described by the plane-wave expansion of the microscopic density field:

$$\psi = \psi_0 + \sum_n \eta_j e^{i\mathbf{G}_n \cdot \mathbf{r}} + \eta_j^* e^{-i\mathbf{G}_n \cdot \mathbf{r}}, \quad (\text{S-1})$$

where \mathbf{G}_n are reciprocal-lattice vectors producing the desired lattice structure and ψ_0 the average density. Following seminal works for the decagonal quasicrystal (see, for instance, Ref. [S1]), we consider a four-dimensional periodic hyperlattice \mathcal{L} , which allows us to obtain the quasicrystalline arrangement upon projection on a two-dimensional subspace. The latter is the physical space of the definition of QCs and is called parallel space (Ω^{\parallel}). The additional dimensions to be considered to define the periodic hyperlattice form another subspace of \mathcal{L} is called perpendicular space (Ω^{\perp}). We define five (four-dimensional) vectors $\tilde{\mathbf{b}}_m \in \mathcal{L}$, and five vectors $\tilde{\mathbf{G}}_n$ belonging to its reciprocal lattice:

$$\begin{aligned} \tilde{\mathbf{b}}_m &= \mathbf{b}_m^{\parallel} \oplus b\mathbf{b}_m^{\perp}, & m = 0, \dots, 4 \\ \tilde{\mathbf{G}}_n &= \mathbf{G}_n^{\parallel} \oplus a\mathbf{G}_n^{\perp}, & n = 0, \dots, 4 \end{aligned} \quad (\text{S-2})$$

where \mathbf{b}_m^{\parallel} and \mathbf{b}_m^{\perp} are vectors in parallel and perpendicular space, and \mathbf{G}_n^{\parallel} and \mathbf{G}_n^{\perp} are vectors in their respective reciprocal spaces. The symbol \oplus represents vector concatenation. The coefficients a, b allow the vectors in parallel and perpendicular space to have different norms, and we will determine their values shortly.

Owing to the symmetry of decagonal QCs, the vectors in parallel space (direct and reciprocal) are

$$\begin{aligned} \mathbf{b}_m^{\parallel} &= r [-\sin(2\pi m/5), \cos(2\pi m/5)], \\ \mathbf{G}_n^{\parallel} &= g [\cos(2\pi n/5), \sin(2\pi n/5)], \end{aligned} \quad (\text{S-3})$$

with r, g the length of the vectors. The vectors in perpendicular space (direct and reciprocal) can be constructed by a simple re-indexing of those in parallel space:

$$\begin{aligned} \mathbf{b}_m^{\perp} &= \mathbf{b}_{3m}^{\parallel}, \\ \mathbf{G}_n^{\perp} &= \mathbf{G}_{3n}^{\parallel}. \end{aligned} \quad (\text{S-4})$$

We remark that, due to the periodicity of the sinusoids used to construct the vectors in Eq. (S-3), a modulo five operation is implied in all the indices in Eqs. (S-3) and (S-4), i.e., $\mathbf{b}_{m+5i}^{\parallel} = \mathbf{b}_m^{\parallel} \forall i \in \mathbb{Z}$, and the same for the other vectors. In order to determine the coefficients a, b, g, r , we define the phase

$$\tilde{\theta}_{n-m} = \tilde{\mathbf{G}}_n \cdot \tilde{\mathbf{b}}_m = gr(\sin(2\pi(n-m)/5) + ab\sin(6\pi(n-m)/5)). \quad (\text{S-5})$$

By imposing

$$\begin{cases} \theta_1 = \theta_4 = gr(\sin(2\pi/5) - ab\sin(4\pi/5)) \equiv 0, \\ \theta_2 = -\theta_3 = gr(\sin(4\pi/5) + ab\sin(2\pi/5)) \equiv 2\pi, \end{cases} \quad (\text{S-6})$$

we get

$$\begin{cases} ab = \frac{1}{2}(1 + \sqrt{5}), \\ gr = \frac{2\pi}{5}\sqrt{10 - 2\sqrt{5}}. \end{cases} \quad (\text{S-7})$$

We choose to take $g = 1$, meaning that the reciprocal lattice vectors in parallel space have unit length, as usual in amplitude phase field crystal (PFC) models [S2]. We also take $b = 1$, meaning that the direct lattice vectors have the same length in both subspaces. Then, we are left with well-defined values for a and r , as determined in Eq. (S-7) with $g = b = 1$.

S-II. TILING

To obtain the tiling shown in Fig. 1 and 2 in the main text, we start from the density field reconstructed from the amplitudes according to Eq. (S-1). We numerically find all density maxima, and we discard those under an arbitrary threshold. We found that discarding maxima for which $\psi/\psi_{\max} < 0.5$ matches best other tiling representations of quasicrystals (see, e.g., Ref. [S3]). The coordinates of the density maxima remaining after thresholding are then the coordinates of the vertices we plot.

The length of the tile edge is once again arbitrary, as the QC presents a distribution of interatomic distances with multiple sharp peaks in non-commensurate positions. In our description, a tiling matching those in literature, with edges connecting most neighboring vertices and with no crossing edges, is obtained by choosing an edge length $l = 7.7 \pm 0.1$. The same value was used for the relaxed QC in Fig. 1 and the QC hosting defects in Fig. 2, resulting in broken edges for the latter.

S-III. NUMERICAL METHOD

We recall the equation for the dynamics of the amplitudes we introduced in the main text

$$\partial_t \eta_n = -\frac{\delta F_\eta}{\delta \eta_n^*} = A \mathcal{G}_n^2 \eta_n + \sum_{k=2}^P B_k \partial_{\eta_n^*} \zeta_k, \quad (\text{S-8})$$

to be solved for each amplitude η_n . The first term on the right-hand side consists of an operator \mathcal{O} linear in the amplitude, while the second term is a non-linear polynomial \mathcal{N} . We can thus rewrite Eq. (S-8) as

$$\partial_t \eta_n = \mathcal{O} \eta_n + \mathcal{N}. \quad (\text{S-9})$$

This equation is solved by a Fourier pseudo-spectral method [S2]. In brief, we may consider the (discrete) Fourier transform of terms in Eq. (S-9) and rewrite the equation for the coefficient of the Fourier modes. This results in the equation

$$\partial_t [\hat{\eta}_n]_k = \mathcal{O}_k [\hat{\eta}_n]_k + [\hat{\mathcal{N}}]_k, \quad (\text{S-10})$$

where $[\hat{\eta}_n]_k$ is the Fourier transform of the amplitudes, \mathcal{O}_k is a linear term consisting of a simple algebraic expression of the Fourier space coordinates \mathbf{k} (for instance, $[\nabla^2 \eta_n]_k = -|\mathbf{k}_n|^2 [\hat{\eta}_n]_k$), and $[\hat{\mathcal{N}}]_k$ the Fourier transform of \mathcal{N} . Knowing η_n at time t , and thus its Fourier transform as well as $[\hat{\mathcal{N}}]_k$, the amplitudes at the next timestep $t + \Delta t$ are given by the following approximation

$$[\hat{\eta}_n]_k(t + \Delta t) \approx [\hat{\eta}_n]_k(t) \exp(\mathcal{O}_k \Delta t) + \frac{[\hat{\mathcal{N}}]_k(t)}{\mathcal{O}_k} (\exp(\mathcal{O}_k \Delta t) - 1). \quad (\text{S-11})$$

We remark that the approximation is needed to account for the contribution of the non-linear part, while the linear term is exact. The solution in real space is then obtained by an inverse Fourier transform of $[\hat{\eta}_n]_k$. Our code is implemented in `python`, and it exploits the established Fast Fourier Transform algorithm FFTW [S4]. We use a timestep $\Delta t = 1$ and a uniform grid with ten mesh points per coarsening length Λ .

S-IV. ENERGY VARIATION AND STRESS FIELDS

In this Section, all the steps for deriving the stress fields for QCs are reported. The elastic energy is determined by the part of the free energy that depends on the gradient of displacement fields (in both Ω^{\parallel} and Ω^{\perp} for QCs):

$$\mathcal{E} = A \int d\mathbf{r} \sum_{n=0}^4 |\mathcal{G}_n \eta_n|^2, \quad (\text{S-12})$$

where we can rewrite the differential operator as

$$\mathcal{G}_n = \nabla^2 + 2\mathfrak{i}(\mathbf{G}_n \cdot \nabla) = \partial_j(\partial_j + 2\mathfrak{i}G_{n,j}). \quad (\text{S-13})$$

The variational of the amplitudes with respect to an arbitrary phase variation $\delta\theta_n$ is

$$\eta'_n = \eta_n e^{-\mathfrak{i}\delta\theta_n} \approx \eta'_n = \eta_n(1 - \mathfrak{i}\delta\theta_n) \quad \rightarrow \quad \delta\eta_n = -\mathfrak{i}\eta_n\delta\theta_n. \quad (\text{S-14})$$

For infinitesimal phase variations, we then have the following relations between derivatives:

$$\begin{aligned} \partial_j\delta\eta_n &= -\mathfrak{i}(\partial_j\eta_n)\delta\theta_n - \mathfrak{i}\eta_n(\partial_j\delta\theta_n)\nabla^2\delta\eta_n \\ &= -\mathfrak{i}(\nabla^2\eta_n)\delta\theta_n - 2\mathfrak{i}(\partial_j\eta_n)(\partial_j\delta\theta_n)\mathcal{G}_n\delta\eta_n \\ &= -\mathfrak{i}(\nabla^2\eta_n)\delta\theta_n - 2\mathfrak{i}(\partial_j\eta_n)(\partial_j\delta\theta_n) + 2(G_{n,j}\partial_j\eta_n)\delta\theta_n + 2\eta_n(G_{n,j}\partial_j\delta\theta_n). \end{aligned} \quad (\text{S-15})$$

By rearranging terms, we get

$$\mathcal{G}_n\delta\eta_n = -\mathfrak{i}(\mathcal{G}_n\eta_n)(\delta\theta_n) - 2\mathfrak{i}[(\partial_j + iG_{n,j})\eta_n](\partial_j\delta\theta_n) = -\mathfrak{i}(\mathcal{G}_n\eta_n)(\delta\theta_n) - 2\mathfrak{i}(\mathcal{Q}_{n,j}\eta_n)(\partial_j\delta\theta_n), \quad (\text{S-16})$$

where $\mathcal{Q}_{n,j} = \partial_j + \mathfrak{i}G_{n,j}$.

The variational of the elastic energy with respect to amplitude variations can then be written as

$$\delta\mathcal{E} = A \sum_{n=0}^4 \int d\mathbf{r} [(\mathcal{G}_n\eta_n)(\mathcal{G}_n^*\delta\eta_n^*) + (\mathcal{G}_n\delta\eta_n)(\mathcal{G}_n^*\eta_n^*)] = 2A \sum_{n=0}^4 \int d\mathbf{r} \text{Re} [(\mathcal{G}_n^*\eta_n^*)(\mathcal{G}_n\delta\eta_n)]. \quad (\text{S-17})$$

By using the identities reported above,

$$\begin{aligned} (\mathcal{G}_n^*\eta_n^*)(\mathcal{G}_n\delta\eta_n) &= -\mathfrak{i}(\mathcal{G}_n^*\eta_n^*)(\mathcal{G}_n\eta_n)(\delta\theta_n) - 2\mathfrak{i}(\mathcal{G}_n^*\eta_n^*)(\mathcal{Q}_{n,j}\eta_n)(\partial_j\delta\theta_n) \\ &= -\mathfrak{i}|\mathcal{G}_n\eta_n|^2(\delta\theta_n) - 2\mathfrak{i}(\mathcal{G}_n^*\eta_n^*)(\mathcal{Q}_{n,j}\eta_n)(\partial_j\delta\theta_n). \end{aligned} \quad (\text{S-18})$$

The first term is purely imaginary. Therefore, only the second term contributes to (S-17), and

$$\text{Re} [(\mathcal{G}_n^*\eta_n^*)(\mathcal{G}_n\delta\eta_n)] = 2 \text{Im} [(\mathcal{G}_n^*\eta_n^*)(\mathcal{Q}_{n,j}\eta_n)] (\partial_j\delta\theta_n). \quad (\text{S-19})$$

Thus, the variational of the elastic energy with respect to infinitesimal variations of the displacements is

$$\begin{aligned} \delta\mathcal{E} &= 4A \sum_{n=0}^4 \int d\mathbf{r} \text{Im} [(\mathcal{G}_n^*\eta_n^*)(\mathcal{Q}_{n,j}\eta_n)] (\partial_j\delta\theta_n) \\ &= 4A \sum_{n=0}^4 \int d\mathbf{r} \text{Im} [(\mathcal{G}_n^*\eta_n^*)(\mathcal{Q}_{n,j}\eta_n)] \left(G_{n,i}^{\parallel} \partial_j \delta u_i + G_{n,i}^{\perp} \partial_j \delta w_i \right). \end{aligned} \quad (\text{S-20})$$

where $\delta\mathbf{u}$ and $\delta\mathbf{w}$ are the infinitesimal variations of the displacements in Ω^{\parallel} and Ω^{\perp} subspace respectively. Thus, following from the definition of stress fields $\sigma_{ij}^{\parallel} = \delta F / \delta \partial_j u_i$ and $\sigma_{ij}^{\perp} = \delta F / \delta \partial_j w_i$, we obtain

$$\begin{aligned} \sigma_{ij}^{\parallel} &= 4A \sum_{n=0}^4 G_{n,i}^{\parallel} \text{Im} [(\mathcal{G}_n^*\eta_n^*)(\mathcal{Q}_{n,j}\eta_n)], \\ \sigma_{ij}^{\perp} &= 4A \sum_{n=0}^4 G_{n,i}^{\perp} \text{Im} [(\mathcal{G}_n^*\eta_n^*)(\mathcal{Q}_{n,j}\eta_n)], \end{aligned} \quad (\text{S-21})$$

as reported in the main text, with the lowest order term reducing to the linear stress-strain relation. We note that the general expression for the stress obtained by coarse-graining the stress of the PFC density [S2], instead of deriving it from the free energy depending on amplitudes, includes higher order terms w.r.t Eq. (16). However, it reduces to the fields considered here by neglecting the highest (fourth) order only, with the two equations thus delivering very similar estimations.

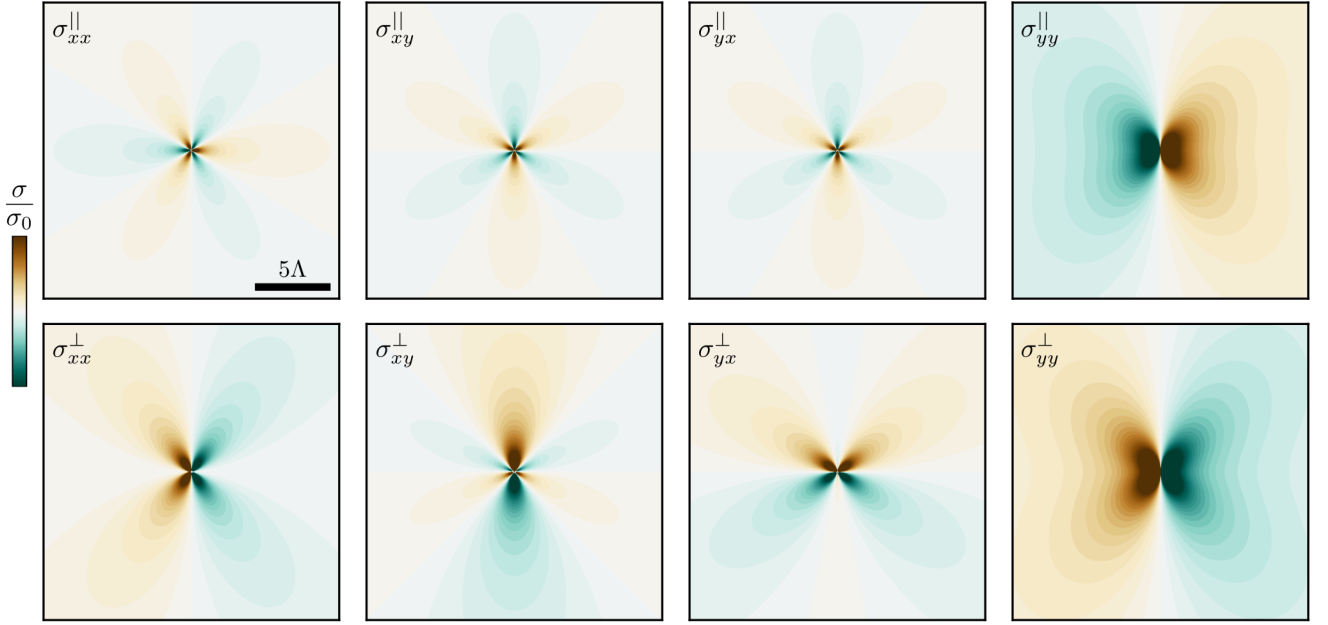


FIG. S-1. Components of the analytical stress field, Eqs. (S-25) and (S-26), for a dislocation with the Burgers vector observed along the grain boundary in Fig. 3 in the main text. The Burgers vectors are: $\mathbf{b}^{\parallel} = \left[0, \frac{2\pi}{5}\sqrt{2(\sqrt{5}+5)}\right]$, $\mathbf{b}^{\perp} = \left[0, -\frac{4\pi}{5}\sqrt{5-2\sqrt{5}}\right]$.

Analytic stress fields for a dislocation in an elastically isotropic quasicrystal

It is possible to derive analytical expressions for the stress field of dislocations in an elastically isotropic QC. We use the resulting expressions to assess the stress field of dislocations described by the proposed model. We consider a dislocation with Burgers vector \mathbf{b}^{\parallel} generating the displacement field \mathbf{u} in Ω^{\parallel} , and Burgers vector \mathbf{b}^{\perp} generating the displacement field \mathbf{w} in Ω^{\perp} . Expressions for these \mathbf{u} and \mathbf{w} have been reported in Ref. [S5]. Then, we can express the strains as [S1, S6]

$$\epsilon_{ij}^{\parallel} = \frac{1}{2}(\partial_i u_j + \partial_j u_i), \quad \epsilon_{ij}^{\perp} = \partial_i w_j. \quad (\text{S-22})$$

and

$$\begin{aligned} \sigma_{ij}^{\parallel} &= C_{ijkl}\epsilon_{kl}^{\parallel} + R_{ijkl}\epsilon_{kl}^{\perp}, \\ \sigma_{ij}^{\perp} &= R_{kl ij}\epsilon_{kl}^{\parallel} + K_{ijkl}\epsilon_{kl}^{\perp}, \end{aligned} \quad (\text{S-23})$$

with elastic constants reported in the main text:

$$\begin{aligned} C_{ijkl} &= 8A\phi_0^2 \sum_{n=1}^N G_{n,i}^{\parallel} G_{n,j}^{\parallel} G_{n,k}^{\parallel} G_{n,l}^{\parallel}, \\ R_{ijkl} &= 16A\phi_0^2 \sum_{n=1}^N G_{n,i}^{\parallel} G_{n,j}^{\parallel} G_{n,k}^{\parallel} G_{n,l}^{\perp}, \\ K_{ijkl} &= 16A\phi_0^2 \sum_{n=1}^N G_{n,i}^{\parallel} G_{n,j}^{\perp} G_{n,k}^{\parallel} G_{n,l}^{\perp}. \end{aligned} \quad (\text{S-24})$$

We refer to the expressions for the stress field obtained this way as *analytic*, which explicitly read

$$\begin{aligned}
\sigma_{xx}^{\parallel} &= \frac{5 \left(-8b_x^{\parallel}y(3x^2 + y^2) + 8b_y^{\parallel}x(x - y)(x + y) - 3(\sqrt{5} + 1)d_x^{\parallel}y(x^2 + y^2) + 3(\sqrt{5} + 1)d_y^{\parallel}x(x^2 + y^2) \right)}{96\pi(x^2 + y^2)^2}, \\
\sigma_{xy}^{\parallel} = \sigma_{yx}^{\parallel} &= \frac{5 \left(8b_x^{\parallel}x(x - y)(x + y) + 8b_y^{\parallel}y(x - y)(x + y) - 3(\sqrt{5} + 1)d_x^{\parallel}x(x^2 + y^2) - 3(\sqrt{5} + 1)d_y^{\parallel}y(x^2 + y^2) \right)}{96\pi(x^2 + y^2)^2}, \\
\sigma_{yy}^{\parallel} &= \frac{5 \left(8b_x^{\parallel}y(x - y)(x + y) + 8b_y^{\parallel}(x^3 + 3xy^2) + 3(\sqrt{5} + 1)d_x^{\parallel}y(x^2 + y^2) - 3(\sqrt{5} + 1)d_y^{\parallel}x(x^2 + y^2) \right)}{96\pi(x^2 + y^2)^2},
\end{aligned} \tag{S-25}$$

and

$$\begin{aligned}
\sigma_{xx}^{\perp} &= -\frac{5y \left(4(\sqrt{5} + 1)b_x^{\parallel}x^2 + 4(\sqrt{5} + 1)b_y^{\parallel}xy + 3(\sqrt{5} + 3)d_x^{\parallel}(x^2 + y^2) \right)}{48\pi(x^2 + y^2)^2}, \\
\sigma_{xy}^{\perp} &= \frac{5 \left(2(\sqrt{5} + 1)(x - y)(x + y)(b_x^{\parallel}x + b_y^{\parallel}y) - 3(\sqrt{5} + 3)d_y^{\parallel}y(x^2 + y^2) \right)}{48\pi(x^2 + y^2)^2}, \\
\sigma_{yx}^{\perp} &= \frac{5 \left(3(\sqrt{5} + 3)d_x^{\parallel}x(x^2 + y^2) - 2(\sqrt{5} + 1)(x - y)(x + y)(b_x^{\parallel}x + b_y^{\parallel}y) \right)}{48\pi(x^2 + y^2)^2}, \\
\sigma_{yy}^{\perp} &= \frac{5x \left(3(\sqrt{5} + 3)d_y^{\parallel}(x^2 + y^2) - 4(\sqrt{5} + 1)y(b_x^{\parallel}x + b_y^{\parallel}y) \right)}{48\pi(x^2 + y^2)^2}.
\end{aligned} \tag{S-26}$$

In Fig. S-1, we show the *analytic* stress components for a dislocation of the same type as those observed along the small angle grain boundary in Fig. 4 in the main text. It is found to match well the corresponding numerical simulation, similar to the prototypical case of the elastic field generated by a dislocation dipole (Fig. 3 in the main text).

S-V. STRAIN AND ROTATION FIELDS FROM COMPLEX AMPLITUDES

To obtain expressions for strain and rotation fields as a function of amplitudes, we consider phonon and phason displacement, \mathbf{u} and \mathbf{w} , as recalled above. This displacement field determines the phases of amplitude functions (see also the main text)

$$\eta_n = \phi_n \exp(-i\theta_n), \tag{S-27}$$

with ϕ_n real constants corresponding to the value of the amplitudes in the relaxed bulk. To simplify the notation in this section, we redefine the amplitude phases from the main text as:

$$\theta_n = \mathbf{k}_n \cdot \mathbf{u} + a\mathbf{q}_n \cdot \mathbf{w}, \tag{S-28}$$

so that $\mathbf{k}_n = \mathbf{G}_n^{\parallel}$, $\mathbf{q}_n = \mathbf{G}_n^{\perp}$, and $a = (1 + \sqrt{5})/2$ the geometrical factor determined in Section S-I.

To determine the components of the displacement field u^x, u^y, w^x, w^y , we may invert equation (S-28) extending a procedure established for periodic crystal [S7]. We consider four amplitudes indexed by four (different) indexes l, m, n, o and rewrite the algebraic problem in matrix form

$$\begin{vmatrix} \theta_l \\ \theta_m \\ \theta_n \\ \theta_o \end{vmatrix} = \begin{vmatrix} k_l^x & k_l^y & a q_l^x & a q_l^y \\ k_m^x & k_m^y & a q_m^x & a q_m^y \\ k_n^x & k_n^y & a q_n^x & a q_n^y \\ k_o^x & k_o^y & a q_o^x & a q_o^y \end{vmatrix} \cdot \begin{vmatrix} u^x \\ u^y \\ w^x \\ w^y \end{vmatrix}, \tag{S-29}$$

By solving such system of equations, we obtain expressions for the components of the displacement fields

$$u^x = \frac{1}{\kappa_0} \left(\theta_o(k_l^y q_m^y q_n^x - q_l^y k_m^y q_n^x - k_l^y q_m^x q_n^y + q_l^x k_m^y q_n^y + q_l^y q_m^x k_n^y - q_l^x q_m^y k_n^y) + \right. \\ \theta_m(k_l^y q_n^y q_o^x + q_l^y q_n^x k_o^y - q_l^x q_n^y k_o^y - q_l^y k_n^y q_o^x - k_l^y q_n^x q_o^y + q_l^x k_n^y q_o^y) + \\ \theta_l(q_m^x k_n^y q_o^x + k_m^y q_n^x q_o^y + q_m^x q_n^y k_o^y - k_m^y q_n^x q_o^x - q_m^x k_n^y q_o^y - q_m^y q_n^x k_o^x) + \\ \left. \theta_n(-k_l^y q_m^y q_o^x + q_l^y k_m^y q_o^x + k_l^y q_m^x q_o^y - q_l^x k_m^y q_o^y - q_l^y q_m^x k_o^y + q_l^x q_m^y k_o^y) \right), \quad (\text{S-30})$$

$$u^y = \frac{-1}{\kappa_0} \left(\theta_o(k_l^x q_m^y q_n^x - q_l^y k_m^x q_n^x - k_l^x q_m^x q_n^y + q_l^x k_m^x q_n^y + q_l^y q_m^x k_n^x - q_l^x q_m^y k_n^x) + \right. \\ \theta_m(k_l^x q_n^y q_o^x + q_l^y q_n^x k_o^x + q_l^x k_n^y q_o^y - q_l^y k_n^x q_o^x - q_l^x q_n^y k_o^x - k_l^x q_n^x q_o^y) + \\ \theta_l(q_m^x q_n^y k_o^x + q_m^y k_n^x q_o^x + k_m^x q_n^x q_o^y - q_m^x k_n^y q_o^y - k_m^y q_n^x q_o^x - q_m^y q_n^x k_o^x) + \\ \left. \theta_n(-k_l^x q_m^y q_o^x + q_l^y k_m^x q_o^x + k_l^x q_m^x q_o^y - q_l^x k_m^x q_o^y - q_l^y q_m^x k_o^x + q_l^x q_m^y k_o^x) \right), \quad (\text{S-31})$$

$$w^x = \frac{1}{a\kappa_0} \left(\theta_o(k_l^y k_m^x q_n^y - k_l^x k_m^y q_n^y - k_l^y q_m^y k_n^x + q_l^y k_m^y k_n^x + k_l^x q_m^y k_n^y - q_l^y k_m^x k_n^y) + \right. \\ \theta_m(k_l^y k_n^x q_o^y + q_l^y k_n^y k_o^x + k_l^x q_n^y k_o^y - k_l^x k_n^y q_o^x - k_l^y q_n^x k_o^y - q_l^y k_n^x k_o^y) + \\ \theta_l(k_m^x k_n^y q_o^y + k_m^y q_n^x k_o^x + q_m^y k_n^x k_o^y - k_m^y k_n^x q_o^y - q_m^x k_n^y k_o^x - k_m^y q_n^x k_o^y) + \\ \left. \theta_n(-k_l^y k_m^x q_o^y + k_l^x k_m^y q_o^y + k_l^y q_m^y k_o^x - q_l^y k_m^y k_o^x - k_l^x q_m^y k_o^y + q_l^y k_m^x k_o^y) \right), \quad (\text{S-32})$$

$$w^y = \frac{1}{a\kappa_0} \left(\theta_o(-k_l^y k_m^x q_n^x + k_l^x k_m^y q_n^x + k_l^y q_m^x k_n^x - q_l^x k_m^y k_n^x - k_l^x q_m^x k_n^y + q_l^x k_m^x k_n^y) + \right. \\ \theta_m(k_l^x k_n^y q_o^x + k_l^y q_n^x k_o^x + q_l^x k_n^x k_o^y - k_l^y k_n^x q_o^x - q_l^x k_n^y k_o^x - k_l^x q_n^x k_o^y) + \\ \theta_l(k_m^y k_n^x q_o^x + q_m^x k_n^y k_o^x + k_m^x q_n^y k_o^y - k_m^x k_n^y q_o^x - k_m^y q_n^x k_o^x - q_m^x k_n^y k_o^y) + \\ \left. \theta_n(k_l^y k_m^x q_o^x - k_l^x k_m^y q_o^x - k_l^y q_m^x k_o^x + q_l^x k_m^y k_o^x + k_l^x q_m^x k_o^y - q_l^x k_m^x k_o^y) \right), \quad (\text{S-33})$$

with

$$\kappa_0 = \det \begin{vmatrix} k_l^x & k_l^y & q_l^x & q_l^y \\ k_m^x & k_m^y & q_m^x & q_m^y \\ k_n^x & k_n^y & q_n^x & q_n^y \\ k_o^x & k_o^y & q_o^x & q_o^y \end{vmatrix}. \quad (\text{S-34})$$

We remark that for the decagonal QC described via five amplitudes, one can construct five solutions to Eq. (S-29) as only four amplitudes are needed; however, these solutions are all equivalent.

From the expression of the displacement, we may obtain expressions for the strain field. We write the strain tensor in matrix form, implying \mathbf{u} does not depend on the perpendicular space coordinates, and vice-versa for the perpendicular space displacement \mathbf{w} [S5]:

$$\epsilon_{ij} = \begin{vmatrix} \epsilon_{xx}^{\parallel} & \epsilon_{xy}^{\parallel} & 0 & 0 \\ \epsilon_{yx}^{\parallel} & \epsilon_{yy}^{\parallel} & 0 & 0 \\ 0 & 0 & \epsilon_{xx}^{\perp} & \epsilon_{xy}^{\perp} \\ 0 & 0 & \epsilon_{yx}^{\perp} & \epsilon_{yy}^{\perp} \end{vmatrix}, \quad (\text{S-35})$$

where $\epsilon_{ij}^{\parallel}$ and ϵ_{ij}^{\perp} are the components of the strain in parallel and perpendicular space, respectively, defined as in agreement with the classical theory of elasticity in QCs [S1, S6] as in Eq. (S-22). The space-dependence of the displacements obtained by solving Eq. (S-29) is fully contained in the phases θ_j . Therefore, spatial derivatives of

displacements can be computed by using expressions analogous to (S-30)–(S-33) featuring $\partial_i \theta_n$ terms instead of θ_n . Derivatives of the phases can be generally computed as [S7]

$$\frac{\partial \theta_j}{\partial x_i} = \frac{1}{|\eta_j|^2} \left(\frac{\partial \text{Im}(\eta_j)}{\partial x_i} \text{Re}(\eta_j) - \frac{\partial \text{Re}(\eta_j)}{\partial x_i} \text{Im}(\eta_j) \right), \quad (\text{S-36})$$

from which strain tensor components can be expressed in terms of the amplitudes and reciprocal-lattice vectors only. For instance,

$$\begin{aligned} \varepsilon_{xx}^{\parallel} = \partial_x u^x = \frac{1}{\kappa_0} & \left(\partial_x \theta_o (k_l^y q_m^y q_n^x - q_l^y k_m^y q_n^x - k_l^y q_m^x q_n^y + q_l^x k_m^y q_n^y + q_l^y q_m^x k_n^y - q_l^x q_m^y k_n^y) + \right. \\ & \partial_x \theta_m (k_l^y q_n^y q_o^x + q_l^y q_n^x k_o^y - q_l^x q_n^y k_o^y - q_l^y k_n^y q_o^x - k_l^y q_n^x q_o^y + q_l^x k_n^y q_o^y) + \\ & \partial_x \theta_l (q_m^y k_n^y q_o^x + k_m^y q_n^x q_o^y + q_m^x q_n^y k_o^y - k_m^y q_n^y q_o^x - q_m^x k_n^y q_o^y - q_m^y q_n^x k_o^y) + \\ & \left. \partial_x \theta_n (-k_l^y q_m^y q_o^x + q_l^y k_m^y q_o^x + k_l^y q_m^x q_o^y - q_l^x k_m^y q_o^y - q_l^y q_m^x k_o^y + q_l^x q_m^y k_o^y) \right), \end{aligned} \quad (\text{S-37})$$

while other components of the strain tensor can be obtained by proceeding analogously with other expressions and/or derivatives. Note that the resulting strain components are continuously defined everywhere except at the core of dislocation, where, however, the effective elastic constants vanish, owing to integrable elastic energy (see also additional discussions for equations with a similar form in Ref. [S2, S7]).

Similarly, the rotation fields can be derived from amplitudes. Using the expressions for the displacement derived above, one can compute them according to the following definitions

$$\omega^{\parallel} = \nabla \times \mathbf{u}, \quad \omega^{\perp} = \nabla \times \mathbf{w}, \quad (\text{S-38})$$

representing rotations in Ω^{\parallel} and Ω^{\perp} (planes), respectively. For Fig. 2 in the main text, we selected the amplitude indices $\{l, m, n, o\} = \{1, 2, 3, 4\}$, resulting in:

$$\begin{aligned} \omega^{\parallel} & \sim 0.38 \partial_x (\theta_1 + 0.618\theta_2 - 0.618\theta_3 - \theta_4) + 0.276 \partial_y (\theta_1 + 2.618\theta_2 + 2.618\theta_3 + \theta_4), \\ \omega^{\perp} & \sim 0.145 \partial_x (\theta_1 + 1.618\theta_2 - 1.618\theta_3 - \theta_4) + 0.447 \partial_y (\theta_1 + 0.382\theta_2 + 0.382\theta_3 + \theta_4). \end{aligned} \quad (\text{S-39})$$

-
- [S1] D. Levine, T. C. Lubensky, S. Ostlund, S. Ramaswamy, P. J. Steinhardt, and J. Toner, *Phys. Rev. Lett.* **54**, 1520 (1985).
[S2] M. Salvalaglio and K. R. Elder, *Model. Simul. Mater. Sci. Eng.* **30**, 053001 (2022).
[S3] C. V. Achim, M. Schmiedeberg, and H. Löwen, *Phys. Rev. Lett.* **112**, 255501 (2014).
[S4] L. Benoit-Maréchal and M. Salvalaglio, *Model. Simul. Mater. Sci. Eng.* **32**, 055005 (2024).
[S5] P. De and R. A. Pelcovits, *Phys. Rev. B* **35**, 8609 (1987).
[S6] D. H. Ding, W. Yang, C. Hu, and R. Wang, *Phys. Rev. B* **48**, 7003 (1993).
[S7] M. Salvalaglio, A. Voigt, and K. R. Elder, *npj Comput. Mater.* **5**, 48 (2019).