

Feasibility study of upper atmosphere density measurement on the ISS by observations of the CXB transmitted through the Earth rim

Takumi Kishimoto^a, Kumiko K. Nobukawa^a, Ayaki Takeda^b, Takeshi G. Tsuru^c, Satoru Katsuda^d, Nakazawa Kazuhiro^e, Koji Mori^b, Masayoshi Nobukawa^f, Hiroyuki Uchida^c, Yoshihisa Kawabe^a, Satoru Kuwano^a, Eisuke Kurogi^b, Yamato Ito^a, and Yuma Aoki^a

^aFaculty of Science and Engineering, Kindai University, 3-4-1 Kowakae, Higashi-Osaka 577-8502, Japan

^bDepartment of Applied Physics and Electronic Engineering, Faculty of Engineering, University of Miyazaki, 1-1 Gakuen Kibanadai Nishi, Miyazaki, Miyazaki 889-2192, Japan

^cDepartment of Physics, Faculty of Science, Kyoto University, Kitashirakawa Oiwake-cho, Sakyo-ku, Kyoto 606-8502, Japan

^dGraduate School of Science and Engineering, Saitama University, 255 Shimo-Ohkubo, Sakura, Saitama 338-8570, Japan

^eKobayashi-Maskawa Institute for the Origin of Particles and the Universe, Nagoya University, Furo-cho, Chikusa-ku, Nagoya, Aichi 464-8601, Japan

^fFaculty of Education, Nara University of Education, Takabatake-cho, Nara, Nara 630-8528, Japan

ABSTRACT

Measurements of the upper atmosphere at ~ 100 km are important to investigate climate change, space weather forecasting, and the interaction between the Sun and the Earth. Atmospheric occultations of cosmic X-ray sources are an effective technique to measure the neutral density in the upper atmosphere. We are developing the instrument SUIM dedicated to continuous observations of atmospheric occultations. SUIM will be mounted on a platform on the exterior of the International Space Station for six months and pointed at the Earth's rim to observe atmospheric absorption of the cosmic X-ray background (CXB). In this paper, we conducted a feasibility study of SUIM by estimating the CXB statistics and the fraction of the non-X-ray background (NXB) in the observed data. The estimated CXB statistics are enough to evaluate the atmospheric absorption of CXB for every 15 km of altitude. On the other hand, the NXB will be dominant in the X-ray spectra of SUIM. Assuming that the NXB per detection area of SUIM is comparable to that of the soft X-ray Imager onboard Hitomi, the NXB level will be much higher than the CXB one and account for $\sim 80\%$ of the total SUIM spectra.

Keywords: Upper atmosphere, International Space Station, SOI-CMOS image sensors

1. INTRODUCTION

Studying the upper atmosphere at the altitude of ~ 100 km is important from the perspectives of climate change, space weather forecasting, and the interaction between the Sun and the Earth [1, 2]. On the other hand, the data of the upper atmosphere around this altitude has been very limited because it is difficult to observe it by in-situ instruments like balloons or satellites. Determan et al. (2007) [3] demonstrated that atmospheric occultations of cosmic X-ray sources are a unique technique to measure the neutral density in the upper atmosphere by analyzing the data of the Crab Nebula and Cygnus X-2. Katsuda et al. (2021, 2023) [4, 5] measured the vertical density profile of the Mesosphere and Lower Thermosphere by systematical analysis of the data during the atmospheric

Further author information: (Send correspondence to T.K.)
T.K.: E-mail: kishimoto.takumi@kindai.ac.jp

occultations of the Crab Nebula observed by X-ray astronomy satellites. During atmospheric occultations, X-ray spectra alter due to photo-absorption by the atmosphere, and spectral-fitting derives atmospheric densities. However, the data obtained by X-ray astronomy satellites were sparse because X-ray astronomy satellites can observe atmospheric occultations for only short duration (typically 1 minutes every orbit) just before/after occultations of the solid Earth.

We are developing a new instrument dedicated to continuous observations of atmospheric occultations, Soipix for observing Upper atmosphere as Iss experiment Mission (SUIM). This instrument is planned to be mounted on the International Space Station for six months in 2025, utilizing a platform on the exterior of the ISS, the Materials International Space Station Experiment (MISSE). The X-ray detectors onboard SUIM are our developing new pixel imaging sensors, SOIPIX, which are based on Silicon-On-Insulator (SOI) CMOS technology. SUIM has a collimator placed in front of the detectors to observe atmospheric absorption of the cosmic X-ray background (CXB) in the energy range of 3–10 keV, with determining incident angles to measure atmospheric neutral density at each altitude in the range of 60–150 km. Figure 1 represents a schematic view of the SUIM observations. In this paper, we conduct a feasibility study of SUIM by estimating the CXB statistics that would be obtained during the six-month observation and also by predicting the fraction of Non X-ray background (NXB) in the observation data.

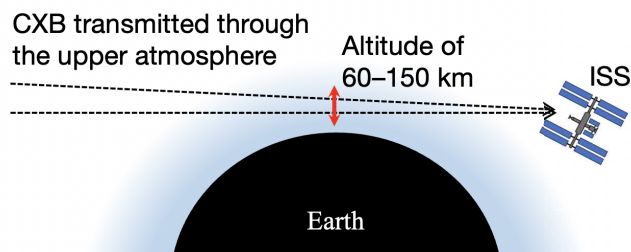


Figure 1. Schematic view of atmospheric observations by SUIM.

2. ESTIMATION OF CXB PHOTONS STATISTICS

Since the CXB is a diffuse emission, its statistics are proportional to the product of three parameters: the field of view (FOV), detection area, and effective observation time. In the following, we describe the three parameters in SUIM and then estimate the CXB statistics.

2.1 FOV and detection area of SUIM

The FOV and detection area are constrained by the detector configuration. Figure 2 shows the detector configuration and table 1 summarizes the parameters. SUIM will be equipped with the collimator with sixteen slits, eight for each X-ray detector. The slits will be aligned parallel to the Earth's horizon. Every 73 (vertical) \times 300 (horizontal) pixels on each detector will observe the atmosphere from each slit. The pixel size is 36 $\mu\text{m} \times 36 \mu\text{m}$, and the FOV per each pixel is 0.33 deg (vertical) \times 22.0 deg (horizontal). The vertical FOV corresponds to an altitude range of ~ 15 km.

2.2 Effective observation time of SUIM

The effective observation time is constrained by two factors: (1) the background count rate and (2) the fluctuation of the ISS attitude. The X-ray pixel detectors SOIPIX are sensitive to charged particles as well as X-rays and have a dead time of 400 μs at each incidence. It indicates that the higher the background count rate, the lower the detection efficiency. We simulated the detection efficiency of the CXB assuming the background count rate in the ISS orbit, based on the data of the Radiation Belt Monitor (RBM)*, which is equipped with the Monitor

*<https://data.darts.isas.jaxa.jp/pub/maxi/rbm/>

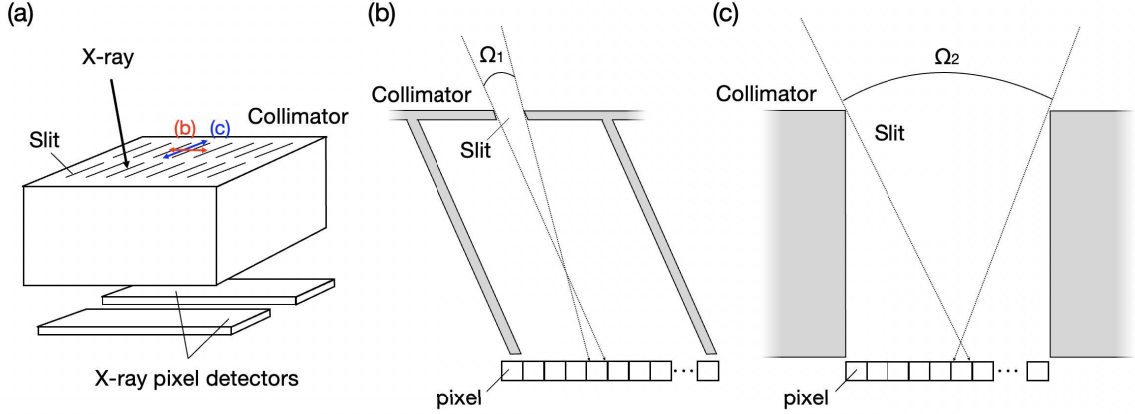


Figure 2. (a) Geometry of the collimator and two X-ray pixel detectors in SUIM. (b) Cross-sectional view perpendicular to a slit. (c) Cross-sectional view along a slit.

Table 1. Parameters of the SUIM detector

Parameters	Values
FOV per pixel (spatial resolution)	
Ω_1 (vertical)	0.33 deg (corresponds to ~ 15 km)
Ω_2 (horizontal)	22.0 deg
Detection area per pixel	$36 \mu\text{m} \times 36 \mu\text{m}$
Number of pixels per slit	73 (vertical) \times 300 (horizontal)
Number of slits per X-ray detector	8
Number of X-ray detectors	2

of All-sky X-ray Image (MAXI) on the ISS. Figure 3 indicates a histogram of the charged-particle count rate obtained by the MAXI/RBM for six months (gray). Although the mode is ~ 1 counts s^{-1} , but the background count rate can sometimes exceed 10^4 counts s^{-1} . We note that the charged particle count rate generally has a negative correlation with the Cut-off Rigidity (COR), but when the ISS passes near the poles, the charged-particle count rate can increase very rapidly due to Relativistic Electron Precipitation [6]. We simulated the detection efficiency of the CXB at each histogram bin and obtained the averaged observation efficiency in the ISS orbit to be $\sim 89\%$.

Since the attitude of the ISS is constantly fluctuating, the target altitude (verti) can be out of the FOV. We calculated the percentage of time in a day that the target altitude is in the FOV based on the actual ISS attitude data as represented by figure 4. We estimated that the target altitude is in the FOV for $\sim 81\%$ of the observation.

In addition to the above two factors, we also assume that SUIM may observe only at night. This is because MISSE has a resettable fuse that reduces power at high temperatures, and the temperatures may exceed acceptable limits during the day depending on the beta angle, which can makes observations unavailable. Taking into account all of the above, we estimate the effective observation time to be 5.7×10^6 s for a six-month exposure ($\sim 36\%$ of the total exposure time).

2.3 CXB photon statistics in six months

We adopt the CXB flux in the 3–10 keV band of 1.82×10^{-3} photon $\text{s}^{-1} \text{cm}^{-2} \text{deg}^{-2}$ according to Kushino et al (2002) [7]. Based on the FOV, detection area, and effective observation time of SUIM, we expect one photon

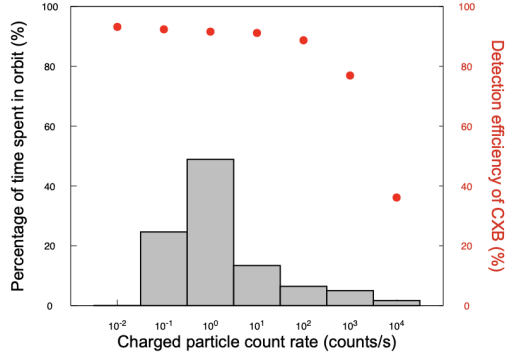


Figure 3. (gray) Histogram of charged-particle count rate in the ISS orbit. (red) Simulated detection efficiency of the CXB at each bin.

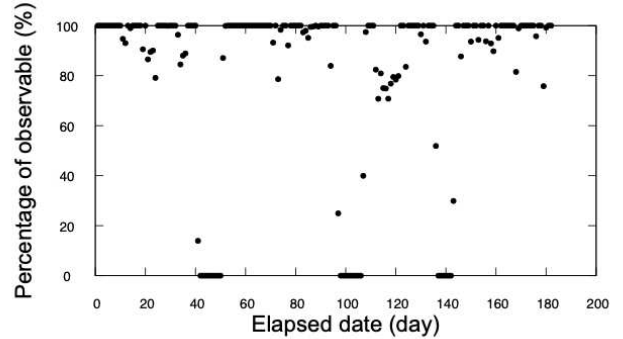


Figure 4. Percentage of time in a day that the target altitude is in the FOV assuming the actual ISS attitude data.

per pixel to be detected in six months. It indicates that 4.8×10^3 photons are expected to be obtained for every 15 km of altitude, which is enough statistics to evaluate the atmospheric absorption of the CXB.

3. ESTIMATION OF THE NXB FRACTION

An accurate estimation of the NXB in SUIM should require a particle simulation, but here we assume that the NXB per detection area of SUIM is comparable to that of the soft X-ray Imager (SXI) [8] onboard Hitomi [9], and compare the CXB level expected in SUIM with the NXB. Hitomi is an X-ray astronomy satellite in the low Earth orbit with an altitude of 575 km, and the SXI is an X-ray CCD camera. The NXB level of the SXI depends on COR [10]. Figure 5 shows the NXB spectra of the SXI scaled by the detection area of SUIM, compared with the CXB level expected in SUIM. The CXB level will be comparable to that of the NXB at ~ 3 keV, but the NXB will account for $\sim 80\%$ of the total SUIM spectrum above 3 keV. Hence it would be necessary to subtract estimated NXB spectra from the total ones to obtain atmospheric absorbed CXB spectra. The SUIM team is considering that, for example, a portion ($\sim 15\%$) of the detector could be shaded to measure only the NXB spectra.

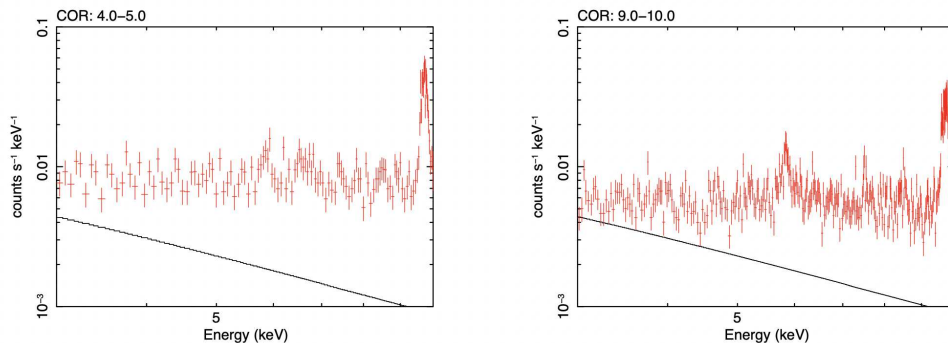


Figure 5. (red) NXB spectrum obtained by Hitomi/SXI¹⁰ at the COR of 4.0–5.0 GV (left) and 9.0–10.0 GV (right), scaled by the detection area of SUIM. (black) CXB level expected in SUIM.

4. CONCLUSION

We conducted the feasibility study of SUIM by estimating the CXB statistics and the fraction of NXB in the observed data. Based on the FOV, detection area, and effective observation time of SUIM, the CXB statistics during the six-month observation are estimated to be one photon per pixel, which would be enough statistics to

evaluate the atmospheric absorption of the CXB (4.8×10^3 photons for every 15 km of altitude). The problem will be the NXB level. Assuming that the NXB per detection area of SUIM is comparable to that of Hitomi/SXI, we predict that the NXB will be dominant ($\sim 80\%$) in the SUIM spectra above 3 keV, far beyond the CXB level. It would be necessary to take measures such as shading a portion ($\sim 15\%$) of the detector to measure only the NXB spectra and subtracting them from the observed total spectra.

ACKNOWLEDGMENTS

We are grateful to Satoshi Nakahira, Ken Ebisawa, and Mikio Morii for helpful advice on the MAXI data analysis and the background in the ISS orbit. This work was supported by Grants-in-Aid for Scientific Research from the Ministry of Education, Culture, Sports, Science and Technology (MEXT) of Japan, No. 23H00151, and MEXT Coordination Funds for Promoting Aerospace Utilization, Japan Grant Number JPJ000959. This work was also achieved by Murata Science and Education Foundation, and Mitsubishi Foundation.

REFERENCES

- [1] Roble, R. G. and Dickinson, R. E., “How will changes in carbon dioxide and methane modify the mean structure of the mesosphere and thermosphere?,” *Geophysical Research Letters* **16**, 1441 (1989).
- [2] Marubashi, K., “The space weather forecast program,” *Space Science Reviews* **51**, 197 (1989).
- [3] Determan, J. R. et al., “Measuring atmospheric density with x-ray occultation sounding,” *Journal of Geophysical Research* **112**, A06323 (2007).
- [4] Katsuda, S. et al., “New measurement of the vertical atmospheric density profile from occultations of the crab nebula with x-ray astronomy satellites suzaku and hitomi,” *Journal of Geophysical Research* **126**, A028886 (2021).
- [5] Katsuda, S. et al., “Long-term density trend in the mesosphere and lower thermosphere from occultations of the crab nebula with x-ray astronomy satellites,” *Journal of Geophysical Research* **128**, A030797 (2023).
- [6] Ueno, H. et al., “Radiation dose during relativistic electron precipitation events at the international space station,” *Space Weather* **18**, W002280 (2019).
- [7] Kushino, A. et al., “Study of the x-ray background spectrum and its large-scale fluctuation with asca,” *Publications of the Astronomical Society of Japan* **59**, 327 (2002).
- [8] Tanaka, T. et al., “Soft x-ray imager aboard hitomi (astro-h),” *Journal of Astronomical Telescopes, Instruments, and Systems* **4**, 011211 (2018).
- [9] Takahashi, T. et al., “Hitomi (astro-h) x-ray astronomy satellite,” *Journal of Astronomical Telescopes, Instruments, and Systems* **4**, 021402 (2018).
- [10] Nakajima, H. et al., “In-orbit performance of the soft x-ray imaging system aboard hitomi (astro-h),” *Astronomical Society of Japan* **70**, 21 (2018).