

Structure functions with higher-order stencils as a probe to separate small- and large-scale magnetic fields

Amit Seta ^{*} and Christoph Federrath

Research School of Astronomy and Astrophysics, Australian National University, Canberra, ACT 2611, Australia

Accepted XXX. Received YYY; in original form ZZZ

ABSTRACT

Magnetic fields are an energetically important component of star-formation galaxies, but it is often difficult to measure their properties from observations. One of the complexities stems from the fact that the magnetic fields, especially in spiral galaxies, have a two-scale nature: a large-scale field, coherent over kpc scales and a small-scale, random field with a scale of $\lesssim 100$ pc. Moreover, it is known that the strength of small- and large-scale fields are comparable and this makes it even harder to find their imprints in radio polarisation observations such as the Faraday rotation measure, RM, which is the integral over the path length of the product of the thermal electron density and the parallel component of the magnetic field to the line of sight. Here, we propose and demonstrate the use of second-order structure functions of RM computed with multiple higher-order stencils as a powerful analysis to separate the small- and large-scale magnetic field components. In particular, we provide new methods and calibrations to compute the scale and the strength of the large-scale magnetic field in the presence of small-scale magnetic fluctuations. We then apply the method to find the scale of large-scale magnetic fields in the nearby galaxies M51 and NGC 6946, using archival data and further discuss the need for computing the RM structure functions with higher-order stencils. With multiple modern radio polarisation observatories and eventually the Square Kilometre Array, RM observations will significantly improve in quantity and quality, and the higher-order stencil structure function techniques developed here can be used to extract information about multiscale magnetic fields in galaxies.

Key words: magnetic fields – polarization – galaxies: magnetic fields – galaxies: spiral – ISM: magnetic fields – methods: observational

1 INTRODUCTION

Magnetic fields play a dynamically important role in galaxies. They influence the star formation process (Padoan & Nordlund 2011; Federrath & Klessen 2012; Krumholz & Federrath 2019; Pattle et al. 2023), control the propagation of cosmic rays (Grenier et al. 2015; Shukurov et al. 2017; Seta et al. 2018; Sampson et al. 2023; Ruszkowski & Pfrommer 2023), alter the morphology and distribution of gas and gas flows (Shetty & Ostriker 2006; Planck Collaboration et al. 2016; Beattie et al. 2022), and may also play a role in the evolution of galaxies (Pakmor & Springel 2013; van de Voort et al. 2021; Whittingham et al. 2023). Despite their significance, estimating magnetic field properties, especially their scales, from observations alone is very difficult and typically requires input from theory, numerical simulations, or additional independent observations. The lack of information on magnetic field properties makes it challenging to fully account for their involvement in star formation and galaxy evolution – two outstanding problems in modern astrophysics.

Magnetic fields in galaxies are mainly studied through polarimetric observations in radio, submillimeter, and far-infrared wavebands. The primary reasons for difficulties in estimating magnetic fields from these observations are twofold. First, in almost all of these

observations, the observable also depends on quantities other than magnetic fields. For instance, the observed synchrotron intensity depends on both the cosmic ray electrons and the magnetic field component perpendicular to the line of sight. Thus, to estimate magnetic fields from synchrotron intensity, assumptions or additional observations about the cosmic ray electron density are required (Seta & Beck 2019). Furthermore, recent simulations (Seta & Federrath 2022; Gent et al. 2023; Das & Gronke 2024) and observations (Bracco et al. 2020; Borlaff et al. 2021; Campbell et al. 2022) suggest that magnetic fields vary with the phase of the interstellar medium (ISM), and the associated quantities in the observables also typically exhibit variations with the ISM phase (e.g., cosmic ray propagation varies with the ISM phase and structure; see Bustard & Zweibel 2021; Butsky et al. 2024; Armillotta et al. 2024). These variations add further complexity to existing methods for extracting magnetic fields from observations.

Secondly, these observations provide integrated quantities along the line of sight, and thus knowledge of the path length of emission is necessary to convert these observables to magnetic field properties. Additionally, for observables that depend on the magnetic field component parallel to the line of sight (e.g., Zeeman and Faraday rotation measurements), the integration along the path length can lead to cancellation, and thus knowledge about the magnetic field scale is required to estimate even the magnetic field strength. With these

* E-mail: amit.seta@anu.edu.au

caveats in mind, the present work aims to develop a novel technique to extract magnetic field scales in galaxies from observations.

Magnetic fields in galaxies are naturally connected to velocity fields, which, especially in disc galaxies, include both systematic differential rotation and random, turbulent motions. Turbulence in galaxies is driven on a range of scales by a variety of mechanisms (Elmegreen 2009; Konstandin et al. 2012; Federrath et al. 2017), from stellar feedback on smaller scales (sub-pc for stellar outflows and ≈ 100 pc for supernova explosions; see Mac Low & Klessen 2004) to gravitational instabilities at larger kpc scales (Krumholz et al. 2018). Broadly, this introduces two-scale magnetic fields: small and large. Moreover, magnetic fields are known to be much weaker in the early Universe ($\approx 10^{-10}$ μG ; see Subramanian 2016) compared to the present-day field strength in galaxies (≈ 5 μG ; see Beck 2016). This amplification is explained via a dynamo mechanism, which is the conversion of galaxies' turbulent kinetic energy to magnetic energy (Ruzmaikin et al. 1988; Beck et al. 1996; Brandenburg & Subramanian 2005; Federrath 2016; Rincon 2019; Shukurov & Subramanian 2021; Schekochihin 2022). Conventionally, the dynamos are divided into two types: small-scale and large-scale dynamos, each generating fields at a separate range of scales, further emphasising the broad two-scale nature of galactic magnetic fields.

Galactic turbulence amplifies magnetic fields via the turbulent (or fluctuation or small-scale) dynamo, producing random, small-scale (smaller than or comparable to the driving scale of turbulence, usually ≈ 100 pc scale) magnetic fields, and this process has been extensively studied via numerical simulations (Haugen et al. 2004; Schekochihin et al. 2004; Federrath et al. 2011, 2014; Seta et al. 2020; Seta & Federrath 2021a, 2022; Kriel et al. 2022; Gent et al. 2023; Sur & Subramanian 2024). In disc galaxies, the turbulent dynamo generated small-scale field coupled with density stratification along the disc height (α) and differential (Ω) rotation is further amplified and ordered to generate large-scale (usually \approx a few kpc scales) magnetic fields via the α - Ω (or mean field or large-scale) dynamo¹ (Ruzmaikin et al. 1988; Beck et al. 1996; Brandenburg & Subramanian 2005; Rincon 2019; Shukurov & Subramanian 2021). The large-scale dynamo is seen in some kpc scale supernova-driven turbulence simulations (Gressel et al. 2008; Gent et al. 2013; Bendre et al. 2015), but is yet to be observed in full ≈ 30 kpc disc galaxy simulations (see recent reviews by Brandenburg & Ntormousi 2023; Korpi-Lagg et al. 2024, for numerical challenges in modelling dynamos). When all the ingredients required for both types of dynamos (initial weak fields, turbulence, density stratification, and differential rotation) are numerically modelled in simulations, the dynamo-generated magnetic fields show a two-scale nature (e.g. see fig. 4 and fig. 5 in Gent et al. 2013). It is usually difficult to separate these two fields, even more so in observations, which is the central problem addressed in this paper.

One of the promising observational probes of magnetic fields in galaxies is the Faraday rotation measure, RM. When linearly polarised light passes through a magnetised plasma, its observed polarisation angle, ψ_{obs} , is rotated as a function of wavelength (mostly at radio wavelengths), λ , as

$$\frac{\psi_{\text{obs}}}{\text{rad}} = \frac{\psi_{\text{src}}}{\text{rad}} + \frac{\text{RM}}{\text{rad m}^{-2}} \frac{\lambda^2}{\text{m}^2}, \quad (1)$$

¹ It is difficult for the large-scale, α - Ω dynamo to operate in irregular and elliptical galaxies because of the lack of significant differential rotation, but the small-scale dynamo can still be active (Moss & Shukurov 1996; Seta et al. 2021) and magnetic fields are observed in such galaxies (Mao et al. 2008, 2012; Shah & Seta 2021; Mahony et al. 2022; Livingston et al. 2022).

where ψ_{src} is the intrinsic polarisation angle of light at the source, and RM is defined as (Klein & Fletcher 2015; Ferrière et al. 2021)

$$\frac{\text{RM}}{\text{rad m}^{-2}} = C \int_{\text{src}}^{\text{obs}} \left(\frac{n_e(\ell)}{\text{cm}^{-3}} \right) \left(\frac{\mathbf{B}(\ell)}{\mu\text{G}} \right) \cdot \left(\frac{d\ell}{\text{pc}} \right), \quad (2)$$

where $C = 0.812$ in units of $\text{rad m}^{-2} \text{ cm}^3 \mu\text{G}^{-1} \text{pc}^{-1}$, n_e is the thermal electron density, \mathbf{B} is the total magnetic field (vector sum of small- and large-scale components), and ℓ is the vector distance of the emitting region from the observer, along the line of sight (LOS). Therefore, the scalar product between \mathbf{B} and ℓ means that RM is only directly sensitive to the LOS component of the magnetic field. The polarised light can be from a point, external source (such as pulsars, fast radio bursts, and extragalactic radio sources) or an extended, diffuse medium (such as the ISM or the intracluster medium). The RM can be measured by determining the slope of the observed polarisation angle and the square of the wavelength of light (Eq. 1) or, more accurately, using the RM synthesis technique (Burn 1966; Brentjens & de Bruyn 2005). This technique accounts for gaps in the data and also takes into consideration the varying integration limits in Eq. 2 as a function of the LOS distance in the case of a diffuse medium. The properties of an ensemble of RMs sampling an ensemble of LOSs are affected by both the small- and large-scale magnetic fields, and in this paper, we propose how the second-order structure functions of RM, when computed with multiple higher-order stencils (Seta et al. 2023), can differentiate between the small- and large-scale magnetic field components (the technique could also be applied more generally to a variety of datasets, as described in Cho 2019) and especially helps us to determine the properties of the large-scale field in the presence of small-scale magnetic fluctuations.

The rest of the paper is organised as follows. In Sec. 2 we describe and motivate the numerical model that the new technique is based on. The results from the numerical experiments used to test and calibrate the technique are presented in Sec. 3. We then apply the new technique to observations of the nearby spiral galaxies M51 (Mao et al. 2015) and NGC 6946 (Beck 2007), and provide further discussions in Sec. 4. Finally, we summarise our work and conclude in Sec. 5.

2 METHOD

We use simple numerical experiments to construct a thermal electron density (n_e), as well as small (\mathbf{b})- and large (\mathbf{B}_0)-scale components of magnetic fields with controllable (known) properties. We then generate RM from them and compute the second-order structure functions of RM, $\text{RMSF}^{(n_{\text{pts}})}$, evaluated with a n -point stencil. Finally, the properties of magnetic fields, especially the large-scale field, are extracted from these multi-point second-order structure functions and compared against the known properties of the generated fields to develop a new method/technique that can be applied to observations. In Sec. 2.1, we discuss the method to construct the small- and large-scale magnetic fields and the thermal electron density with given properties, and in Sec. 2.2, we describe the method to compute second-order structure functions of RM with different numbers of points in their stencils. The adopted notation and the range of parameter values used throughout this work are summarised in Table 1.

Table 1. Description of notation used throughout and range of parameter values.

Notation	Description [range of values if it is a parameter]
n_{grid}^3	number of grid points in numerical experiments [512 ³ , 256 ³ , 128 ³]
L	side length of the numerical domain
\mathbf{B}	total magnetic field
\mathbf{B}_0	large-scale magnetic field
B_0	strength of \mathbf{B}_0 [(0.0, 0.03, 0.06, 0.12, 0.25, 0.5, 1.0, 2.0, 4.0, 8.0, 16.0) times the strength of the small-scale field]
k_{B_0}	wavenumber of \mathbf{B}_0 [(2, 4, 8, 16) in units of $2\pi/L$]
ℓ_{B_0}	scale of \mathbf{B}_0 , $2\pi/k_{B_0}$
\mathbf{b}	small-scale magnetic field
b_{rms}	root mean square strength of \mathbf{b} [(0.0, 0.03, 0.06, 0.12, 0.25, 0.5, 1.0, 2.0, 4.0, 8.0, 16.0) times B_0]
k_b	minimum wavenumber of \mathbf{b} [(32, 64, 128) in units of $2\pi/L$]
ℓ_b	maximum (\sim characteristic) scale of \mathbf{b} , $2\pi/k_b$
$\mathcal{P}(b)$	power spectrum of \mathbf{b} from k_b to wavenumber $n_{\text{grid}}/2$ [power law: $k^{0.00}$, $k^{-1.00}$, $k^{-1.67}$, $k^{-2.00}$, $k^{-3.00}$, $k^{-4.00}$]
n_e	thermal electron density
$\langle n_e \rangle$	mean of n_e
k_{n_e}	minimum wavenumber of n_e [(2, 64) in units of $2\pi/L$]
ℓ_{n_e}	maximum (\sim characteristic) scale of n_e , $2\pi/k_{n_e}$
$\mathcal{P}(n_e)$	power spectrum of n_e from k_{n_e} to wavenumber $n_{\text{grid}}/2$ [power law: $k^{0.00}$, $k^{-1.00}$, $k^{-1.67}$, $k^{-2.00}$, $k^{-3.00}$, $k^{-4.00}$]
RM	rotation measure
SF	second-order structure function
$\text{RMSF}^{(n_{\text{pts}})}$	second-order structure function of RM computed using n -point stencil [$n_{\text{pts}} = 2, 3, 4, 5, 6, 7, 8, 9, 10, 11$]
σ_{RM}	standard deviation of RM (second saturation)
σ_{RM_b}	standard deviation of RM with $\mathbf{B}_0 = 0$ (first saturation)
β_{LS}	slope of $\text{RMSF}^{(n_{\text{pts}})}$ at larger scales (second rise)
ℓ_{LS}	extrapolated scale for $\text{RMSF}^{(n_{\text{pts}})}$ at larger scales (second rise) to intersect σ_{RM_b}

2.1 Construction of small- and large-scale magnetic fields and thermal electron density

On a triply periodic, cartesian, uniform grid with side length L , sampled with n_{grid}^3 points, we define the total magnetic field as

$$\mathbf{B} = \mathbf{B}_0 + \mathbf{b} \quad (3)$$

$$= B_0 \sin(2\pi k_{B_0} x) \hat{\mathbf{z}} + \mathbf{GRF}(b_{\text{rms}}, k_b, \mathcal{P}(b)), \quad (4)$$

where B_0 is the strength of the large-scale field along the z -direction, k_{B_0} is the wavenumber of the large-scale field, \mathbf{GRF} implies Gaussian random field vector (x , y , and z components) generated with mean zero, root mean square strength b_{rms} , minimum wavenumber (\sim characteristic scale) of the small-scale Gaussian random field denoted by k_b , a fixed power spectrum, $\mathcal{P}(b)$, and maximum wavenumber always fixed to $n_{\text{grid}}/2$. The total magnetic field is divergence-free by construction, as the divergence of the mean field is trivially zero, and for the Gaussian random field, the divergence is constructed to be zero via a Helmholtz decomposition where we only keep modes transverse to the local wave vector, using the TurbGen turbulence generator (Federrath et al. 2010, 2021, 2022).

For the thermal electron density, we generate a random lognormal field using a scalar Gaussian random field, GRF, with mean zero, a known standard deviation, $\sigma(\text{GRF})$, and a given power spectrum, as

$$n_e = \exp(\sigma(\text{GRF}) \times \text{GRF}). \quad (5)$$

This operation preserves the spectral features (Vio et al. 2001), which in turn allows us to control the spectral properties of n_e , i.e., the minimum wavenumber, k_{n_e} , and power spectrum, $\mathcal{P}(n_e)$. The magnitude of n_e is then finally normalised to have a mean $\langle n_e \rangle$.

For both the thermal electron density and the small-scale magnetic fields, the power spectra, $\mathcal{P}(n_e)$ and $\mathcal{P}(b)$, are assumed to be a power law in wavenumber, $k^{-\alpha}$, with a fixed exponent, α , which is varied in the range $\alpha = [0.00, -4.00]$. All wavenumbers, k , are in units of $2\pi/L$, such that $k = 1$ implies fluctuations on scale L ,

$k = 2$ implies fluctuations on scale $L/2$, and so on (this implies that the actual value of L is not important). For the large-scale field, the minimum k_{B_0} is chosen to be 2 to ensure that the correlation scale of the large-scale magnetic field, and by extension the total magnetic field, is always smaller than the numerical domain, L . Using the generation process described here, we can control all the properties of the constructed thermal electron density, as well as the small- and large-scale magnetic fields, with parameters varying over a reasonable range, given in Table 1.

2.2 RM structure functions with higher-order stencils

With the constructed n_e and \mathbf{B} , RMs are computed using Eq. 2, assuming a uniform density of emitting sources and that the emission traverses the path length equal to L . From the RM map (a two-dimensional map with n_{grid}^2 cells), the second-order RM structure function with n -points in the stencil (superscript) is computed as (Cho 2019; Seta et al. 2023)

$$\text{RMSF}^{(n_{\text{pts}})}(r) = \left\langle \left| \sum_{m=0}^{n_{\text{pts}}-1} (-1)^m C_m^{n_{\text{pts}}-1} \text{RM}(\mathbf{x} + (n_h - m)\mathbf{r}) \right|^2 \right\rangle_{\mathbf{x}}, \quad (6)$$

where \mathbf{x} is the two-dimensional position vector on the RM map over which the average, $\langle \rangle_{\mathbf{x}}$, is computed, $r = |\mathbf{r}|$ is the separation/scale, $C_m^{n_{\text{pts}}-1} = \binom{n_{\text{pts}}-1}{m}$ is the binomial coefficient, $n_h = n_{\text{pts}}/2$ if n_{pts} is even and $(n_{\text{pts}} - 1)/2$ if n_{pts} is odd.

At very high values of separation, $r \rightarrow \infty$, or more precisely at scales larger than the correlation length of RM (Eq. 4 in Seta et al. 2023), $\text{RMSF}^{(n_{\text{pts}})}$ saturates to

$$\text{RMSF}^{(n_{\text{pts}})}(r \rightarrow \infty) = \sum_{m=0}^{n_{\text{pts}}-1} \left(C_m^{n_{\text{pts}}-1} \right)^2 \sigma_{\text{RM}}^2, \quad (7)$$

where σ_{RM} denotes the standard deviation of RMs.

For the commonly used 2-point stencil ($n_{\text{pts}} = 2$), Eq. 6 gives the familiar formula,

$$\text{RMSF}^{(2_{\text{pts}})}(r) = \left\langle |\text{RM}(\mathbf{x} + \mathbf{r}) - \text{RM}(\mathbf{x})|^2 \right\rangle_{\mathbf{x}}, \quad (8)$$

and Eq. 7 gives the well-known saturation level,

$$\text{RMSF}^{(2_{\text{pts}})}(r \rightarrow \infty) = 2\sigma_{\text{RM}}^2. \quad (9)$$

Second-order structure functions (SFs) with the 2-point stencil are widely used in astrophysics and cosmology (see references in [Sinha & Garrison 2020](#)) and also in RM studies ([Minter & Spangler 1996](#); [Haverkorn et al. 2006](#); [Beck 2007](#); [Haverkorn et al. 2008](#); [Stil et al. 2011](#); [Anderson et al. 2015](#); [Mao et al. 2015](#); [Livingston et al. 2021](#); [Raycheva et al. 2022](#); [Loi et al. 2022](#); [Vanderwoude et al. 2024](#)).

However, just the 2-point stencil might not provide accurate results when the region is not well sampled (usually the case with RM observations) and/or the slopes of the power spectrum of the underlying n_e and \mathbf{b} are steep. The level of steepness for which the second-order structure function analysis provides accurate results depends on n_{pts} , and thus it is advisable to compute multiple structure functions with varying numbers of points per stencil to study the convergence properties of SF (see Sec. 2 and Fig. 5 in [Seta et al. 2023](#)). This was shown for RMs computed for purely small-scale, Gaussian random magnetic fields and a lognormal n_e in [Seta et al. \(2023\)](#), while here we demonstrate how using multiple structure functions computed with different numbers of points per stencils can disentangle the small- and large-scale magnetic field properties from RM observations.

We generate RM maps and compute $\text{RMSF}^{(n_{\text{pts}})}$ with $n_{\text{pts}} = 2$ to $n_{\text{pts}} = 11$ for all possible combinations of the parameters listed in Table 1. In Sec. 3, we show a subset of these results, first assuming a constant n_e , to show the power of structure functions with higher-order stencils in separating small- and large-scale magnetic fields (Sec. 3.1), and then describe the method to extract the scale (Sec. 3.2) and strength (Sec. 3.3) of the large-scale magnetic field in the presence of small-scale magnetic fluctuations. Finally, in Sec. 3.4 we discuss how the properties of n_e affect the analysis, showing that the results are qualitatively the same. Overall, the results and methods translate well for all parameter combinations in Table 1.

3 RESULTS

3.1 Imprint of small- and large-scale magnetic fields on second-order RM structure functions

For a set of parameters, we show $\text{RMSF}^{(n_{\text{pts}})}$ for different n_{pts} in Fig. 1, where the x -axis ranges from $r/L = 1/n_{\text{grid}}$ (smallest possible separation) to $r/L = 1/2$ (maximum distinct separation between points in a triply periodic domain, this factor of 2 applies to all the input scales and carries throughout the text). For all the cases, the structure functions are first normalised by σ_{RM_b} (standard deviation of RM with zero mean field), which is independent of n_{pts} , and then we apply a n_{pts} -dependent normalisation of $\text{RMSF}^{(n_{\text{pts}})}(r \rightarrow \infty)$ (factor $\sum_{m=0}^{n_{\text{pts}}-1} (C_m^{n_{\text{pts}}-1})^2$ from Eq. 7). The usual 2-point stencil shows that the structure function rises and saturates at a large scale, $r/L \approx (2k_{B_0})^{-1} = \ell_{B_0}/2$. However, all the SFs with higher-order stencils reveal the two-scale nature of the input field, where the structure function first rises with a slope that is determined by the small-scale power spectrum (see Fig. 5 in [Seta et al. 2023](#)), then saturates around the small-scale field scale, $r/L \approx (2k_b)^{-1} = \ell_b/2$, at a value of ≈ 1 ($= \sigma_{\text{RM}_b}$, as per normalisation), then rises again to saturate at the large-scale field scale $r/L \approx (2k_{B_0})^{-1} = \ell_{B_0}/2$. Furthermore,

with a higher number of points in the stencil, the first saturation at the value 1 between the scales $r/L = \ell_b/2$ and $r/L = \ell_{B_0}/2$ is for a larger range of scales, with the highest seen for $n_{\text{pts}} = 11$ in Fig. 1. Thus, higher-order stencils are required to bring out the two-scale nature of magnetic fields from the second-order RM structure functions.

Usually from observations, it is difficult to compute RM structure functions at very small scales (limited by the resolution and number of sources per square degree in the sky) and also at very large scales due to the lack of a significant number of data points at such high separations (e.g. periphery of a spiral galaxy; furthermore, the detection becomes harder there). The small-scale issue is discussed in [Seta et al. \(2023\)](#) and here we primarily discuss the large-scale field question, i.e., we aim to devise a method to find large-scale field properties from the structure functions, showing the two-scale nature.

First, we fit the ‘second rise’ after $r/L = \ell_b/2$ with a straight-line on the log-log scale of Fig. 1 and obtain the slope as β_{LS} . Then we extrapolate that line to intersect at $\text{RMSF}^{(n_{\text{pts}})} / \sum_{m=0}^{n_{\text{pts}}-1} (C_m^{n_{\text{pts}}-1})^2 = \sigma_{\text{RM}_b}$ and obtain the extrapolated scale as ℓ_{LS} (this is just an intermediate scale required for the method and may not be physically important). Both quantities, β_{LS} and ℓ_{LS} , depend on n_{pts} and increase with n_{pts} . Fig. 1 shows that ℓ_{LS} (the marked small vertical dashed line) tends to approach a typical scale as $n_{\text{pts}} \rightarrow \infty$. We model this behaviour to find the scale of the large-scale field in Sec. 3.2.

Next, in Fig. 2, we show how the normalised $\text{RMSF}^{(11_{\text{pts}})}$ (most accurate in the SF series) varies with the scale and strength of the large-scale field. For a fixed ratio of large- to small-scale field strength, B_0/b_{rms} , as the scale of the large-scale field increases (or k_{B_0} decreases), the level of saturation after the second rise and the slope (dashed-dotted line of respective colour) remains the same, but ℓ_{LS} moves towards larger scales in a systematic way as shown in Fig. 2 (a). For a fixed k_{B_0} , in Fig. 2 (b), we show that when the strength of the large-scale field is increased, the saturation level after the second rise (or σ_{RM}) increases monotonically with B_0/b_{rms} . For both the scale and strength variations, the SF values below the scale $r/L = \ell_b/2$ are unchanged as those are unaffected by the changes in the large-scale field. Also, their first saturation level is always at σ_{RM_b} (for a varying range of scales, depending on the separation between the small- and large-scale field).

3.2 Finding the scale of the large-scale magnetic field

Fig. 3 shows the slope of the second rise, β_{LS} , identified in Fig. 2 (a), for two different field strength ratios, $B_0/b_{\text{rms}} = 4$ (a) and $B_0/b_{\text{rms}} = 1$ (b), and varying scale of the large-scale field, k_{B_0} . In all cases, it follows a functional form of $a_{\beta_{\text{LS}}} (1 - n_{\text{pts}}^{b_{\beta_{\text{LS}}}})$, where $a_{\beta_{\text{LS}}}$ and $b_{\beta_{\text{LS}}}$ are determined by fitting. We find that the two fit parameters neither vary significantly with the strength nor the scale of the large-scale field. This confirms that the slope of the second rise primarily depends on n_{pts} . Thus, the determination of this slope, β_{LS} , provides a standardisation for the technique.

We now discuss the scale, ℓ_{LS} , at which the second rise intersects $\text{RMSF}^{(n_{\text{pts}})} / \sum_{m=0}^{n_{\text{pts}}-1} (C_m^{n_{\text{pts}}-1})^2 = \sigma_{\text{RM}_b}$ (short vertical dashed lines in Figs. 1 and 2 (a)). Fig. 4 shows the scale, ℓ_{LS} , normalised to the large-scale field scale, $2\ell_{\text{LS}}/(2k_{B_0})^{-1}$, for $B_0/b_{\text{rms}} = 4$ (a), 1 (b), 0.25 (c), and 0.12 (d), and different k_{B_0} . We see that as $n_{\text{pts}} \rightarrow \infty$, $2\ell_{\text{LS}}/(2k_{B_0})^{-1} \rightarrow 1$. To determine the number of points required for $2\ell_{\text{LS}}/(2k_{B_0})^{-1} \rightarrow 1$, we fit the trend with $a_{\ell_{\text{LS}}} [1 - b_{\ell_{\text{LS}}} \exp(n_{\text{pts}}/n_{\text{pts,crit}})]$. We find that $a_{\ell_{\text{LS}}}$ and $b_{\ell_{\text{LS}}}$ are both ≈ 1 and do not depend on the scale or the strength of the field. The minimum number of points ($n_{\text{pts,crit}}$) required for $2\ell_{\text{LS}}/(2k_{B_0})^{-1} \rightarrow 1$ does

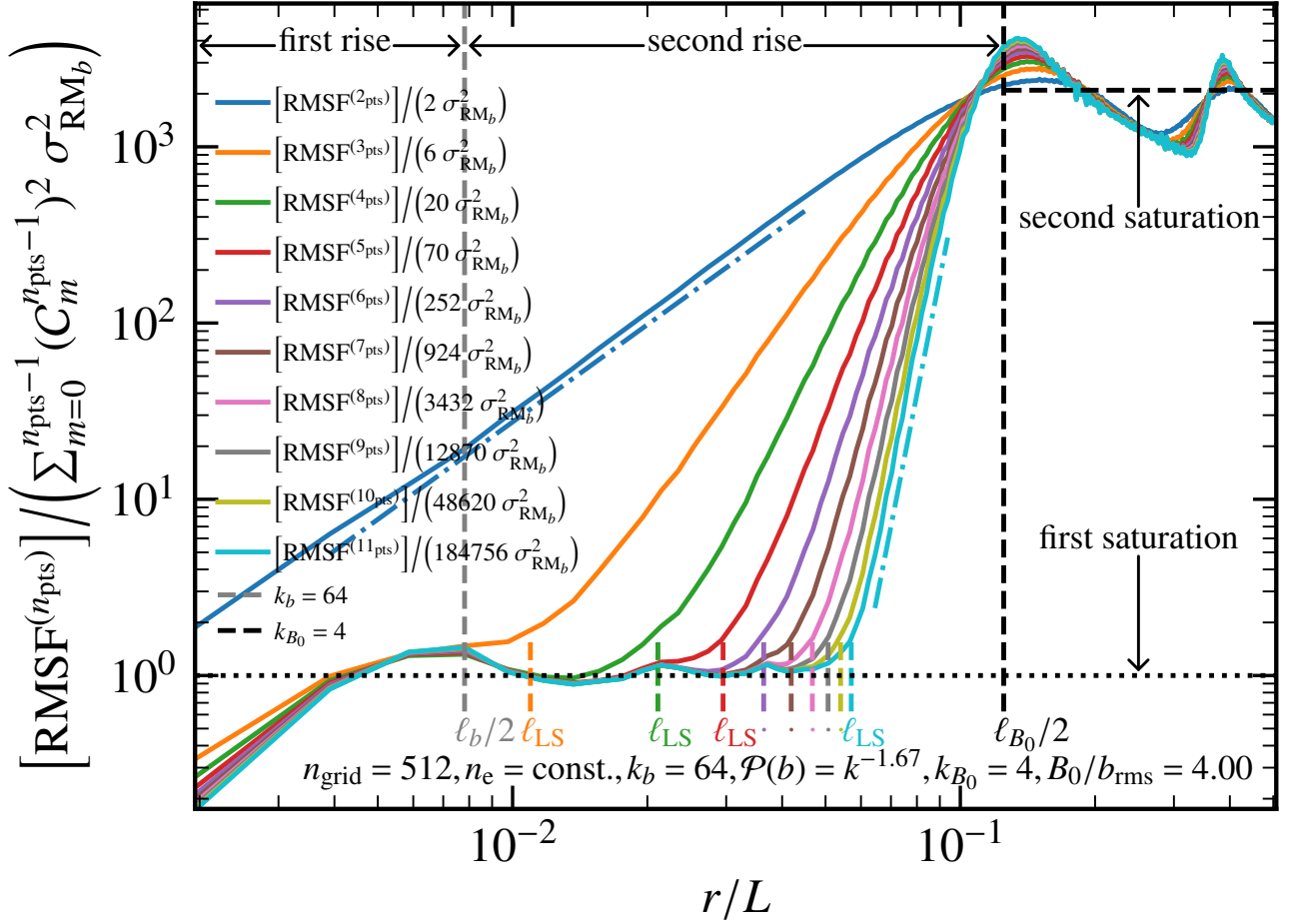


Figure 1. Second-order structure function of RM, $\text{RMSF}^{(n_{\text{pts}})}$, computed for a given parameter combination (listed at the bottom of the plot) with $n_{\text{pts}} = [2, 11]$ number of points per stencils (different colours), normalised by σ_{RM_b} (standard deviation of RM when the large-scale field, $B_0 = 0$) and normalised by $\sum_{m=0}^{n_{\text{pts}}-1} (C_m^{n_{\text{pts}}-1})^2$ from Eq. 7. Except for the commonly used 2-point stencil SF, all other SFs show signatures of the two-scale magnetic field, i.e., $\text{RMSF}^{(n_{\text{pts}})}$ first rises till $r/L \approx (2k_b)^{-1} = \ell_b/2$ (dashed grey line), then saturates at 1 (first saturation), then rises again (second rise) till $r/L \approx (2k_{B_0})^{-1} = \ell_{B_0}/2$ (dashed black line), and then saturates again (second saturation). The scale range for the first saturation and by extension the two-scale nature shows up better with increasing n_{pts} . The second rise (selected based on the y-range) is fitted with a straight line in the log-log scale (shown for $n_{\text{pts}} = 2$ as the dashed-dotted dark blue line, and for $n_{\text{pts}} = 11$ as the dashed-dotted light blue line). This fitted line is then extrapolated to a y-value of 1 using the fitted slope, β_{LS} , to obtain ℓ_{LS} (shown as the short vertical dashed lines for each n_{pts} in their respective colour, marked ℓ_{LS} or \cdot). This n_{pts} -dependent scale will be used to obtain the scale of the large-scale field in Sec. 3.2.

not significantly depend on k_{B_0} , but depends on B_0/b_{rms} for strong large-scale fields, with $n_{\text{pts,crit.}} = 8 \pm 2$ for $B_0/b_{\text{rms}} = 4$ but $n_{\text{pts,crit.}}$ is roughly constant (≈ 3) for $B_0/b_{\text{rms}} \lesssim 1$. Thus, ℓ_{LS} can be fully determined with this relation, by either using a combination of ℓ_{LS} , $n_{\text{pts,crit.}}$, and a measurement at a single value of n_{pts} , or by using measurements for at least two values of n_{pts} , which does not require knowledge of $n_{\text{pts,crit.}}$. The latter approach is more generic and robust as it does not depend on assuming B_0/b_{rms} (the ℓ_{LS} vs. n_{pts} curve is just extrapolated to $n_{\text{pts}} \rightarrow \infty$), but the former could be useful when it is not possible to obtain reliable RMSFs with varying n_{pts} (as we do in Sec. 4.1).

3.3 Finding the strength of the large-scale magnetic fields

Having determined the scale of the large-scale magnetic field in the previous subsection, we now discuss the method to determine its strength. We saw in Fig. 1 that the RMSF shows two saturation (or plateau) regions. First, between the scales $\ell_b/2$ and $\ell_{B_0}/2$, the plateau

gives σ_{RM_b} (standard deviation of RM for $B_0 = 0$) and the scale range of this plateau is decided based on n_{pts} . Second saturation, on scales greater than $\ell_{B_0}/2$, is referred to as σ_{RM} . From Fig. 2 (b) it is clear that the ratio of these two quantities is correlated to the ratio of field strengths, B_0/b_{rms} . In Fig. 5, we show $(2k_b L)^{-1} (\sigma_{\text{RM}}^2 / \sigma_{\text{RM}_b}^2 - 1)$ as a function of B_0/b_{rms} for all values of k_{B_0} and three different values of $k_b = 32$ (a), 64 (b), and 128 (c). This quantity does not depend on the value of k_{B_0} and k_b and varies as $\approx (B_0/b_{\text{rms}})^2$. Thus, knowing the two saturation regions, i.e., the first RMSF plateau on smaller scales and the second plateau on larger scales, as well as k_b and L , we can determine the ratio B_0/b_{rms} . Computing b_{rms} from σ_{RM_b} (Eq. 10 in Seta & Federrath 2021b), we can then estimate B_0 .

In summary, we have described methods to compute the scale (Sec. 3.2) and strength (Sec. 3.3) of the large-scale magnetic fields from the RMSF with higher-order stencils. However, we did so by assuming the thermal electron density, n_e , to be constant. We now discuss how n_e properties alter these inferences.

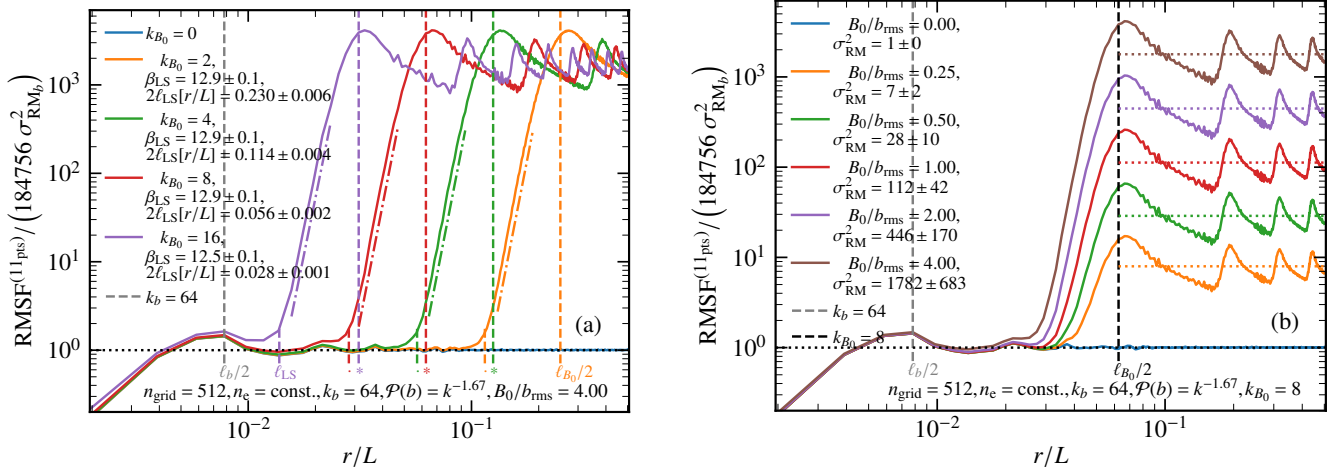


Figure 2. The variation of the second-order RM structure function, $\text{RMSF}^{(n_{\text{pts}})}$, for the highest number of points per stencil, $n_{\text{pts}} = 11$, with the scale (a) and strength (b) of the large-scale field for otherwise the same parameter combination. (a): With the change in the scale of the large-scale field, $k_{B_0} = 2, 4, 8, 16$ (long vertical line of different colours, scale marked as $\ell_{B_0}/2$ or $*$), the slope of the second rise (dashed line of respective colours), β_{LS} , roughly remains the same, but the extrapolated scale, ℓ_{LS} (short dashed vertical lines of respective colours, marked as ℓ_{LS} or \cdot), shifts systematically with k_{B_0} . (b): Varying the strength of B_0 , the second saturation level ($\sigma_{\text{RM}}^2/\sigma_{\text{RM},b}^2$) shifts to larger values with increasing B_0/b_{rms} . We use these trends to devise a method to derive the scale and strength of the large-scale magnetic field in Sec. 3.2 and Sec. 3.3, respectively.

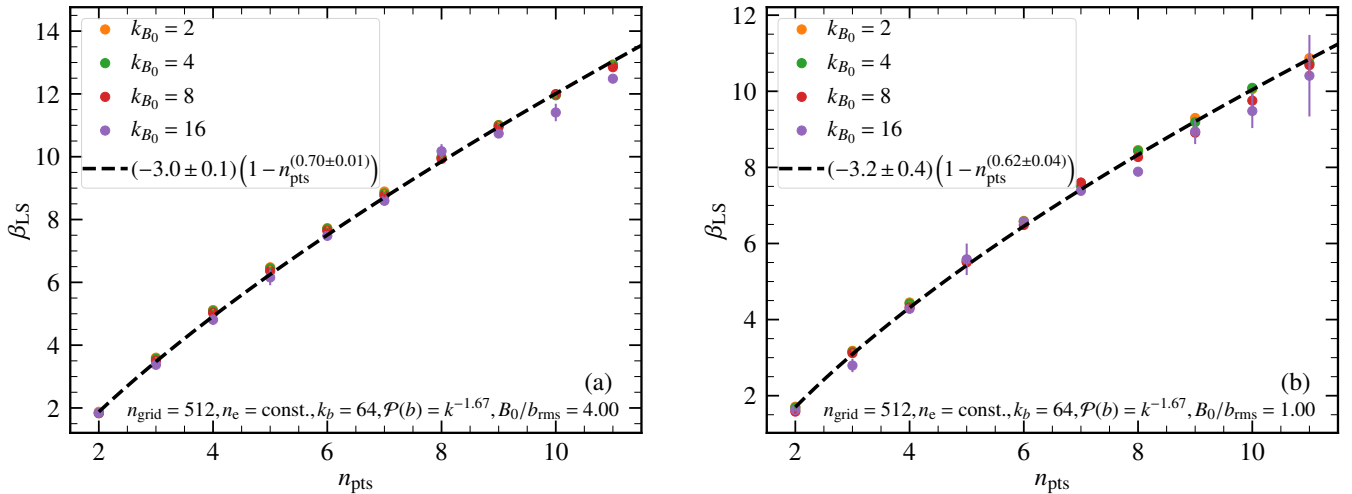


Figure 3. Slope of the second rise in RMSF, β_{LS} , as a function of n_{pts} , for different k_{B_0} (colours), and two relative field strengths, $B_0/b_{\text{rms}} = 4$ (a) and $B_0/b_{\text{rms}} = 1$ (b). The data points are fitted with $a\beta_{\text{LS}}(1 - n_{\text{pts}}^{b\beta_{\text{LS}}})$ (dashed black line), showing that $a\beta_{\text{LS}}$ and $b\beta_{\text{LS}}$ do not vary significantly with B_0/b_{rms} .

3.4 Influence of the thermal electron density distribution

To study the influence of n_e on the methods devised above, we construct a log-normal n_e distribution with a power-law Fourier spectrum, $\mathcal{P}(n_e)$, starting at wavenumber k_{n_e} till $n_{\text{grid}}/2$, normalised to a value $\langle n_e \rangle$ (see Eq. 5). Fig. 6 shows $\text{RMSF}^{(11\text{pts})}$ for various slopes of $\mathcal{P}(n_e)$ and $k_{n_e} = 64 (= k_b \text{ or } \ell_b = \ell_{n_e})$, small-scale, representing the small-scale clumpy medium in and around HII regions; panel a), and $= 2$ (large-scale, representing the large-scale diffuse component; panel b). For $k_b = 64$ (Fig. 6 (a)), any non-uniform thermal electron density leads to a change in magnitude of the structure function as fluctuations in n_e also contribute to fluctuations in RM, and thus by extension, the level of $\sigma_{\text{RM},b}$ increases with n_e , but the large-scale features of the RMSF remain largely unchanged. On the other extreme, when $k_{n_e} = 2$ (Fig. 6 (b), large-scale n_e fluctuations), between $r/L = (2k_b)^{-1} = \ell_b/2$ and $r/L = (2k_{B_0})^{-1} = \ell_{B_0}/2$, we see

that $\text{RMSF}^{(11\text{pts})}$ no longer remains flat and its slope in that range changes with the slope of $\mathcal{P}(n_e)$ in a systematic way (smaller slope of RMSF corresponds to a steeper $\mathcal{P}(n_e)$). However, even for this case, the large-scale properties of RMSF do not depend significantly on the properties of n_e distribution. Furthermore, for these cases, the actual value of $\langle n_e \rangle$ is not important because of the normalisation in computed RMSFs (see y-axis in Fig. 6).

In galaxies, it is expected that the relevant scale of n_e is likely larger than the scale of the small-scale magnetic fields, but still smaller than the scale of the large-scale fields (Gaensler et al. 2008; Schnitzeler 2012). In those cases, the structure function in between the scales $r/L = \ell_b/2$ and $r/L = \ell_{B_0}/2$ would show a mix of both a rising slope on smaller scales (just after $r/L = \ell_b/2$) like in Fig. 6 (b) and a flat region on larger scales (just before $r/L = \ell_{B_0}/2$) like in Fig. 6 (a). But in all of those scenarios, the large-scale properties of RMSF are

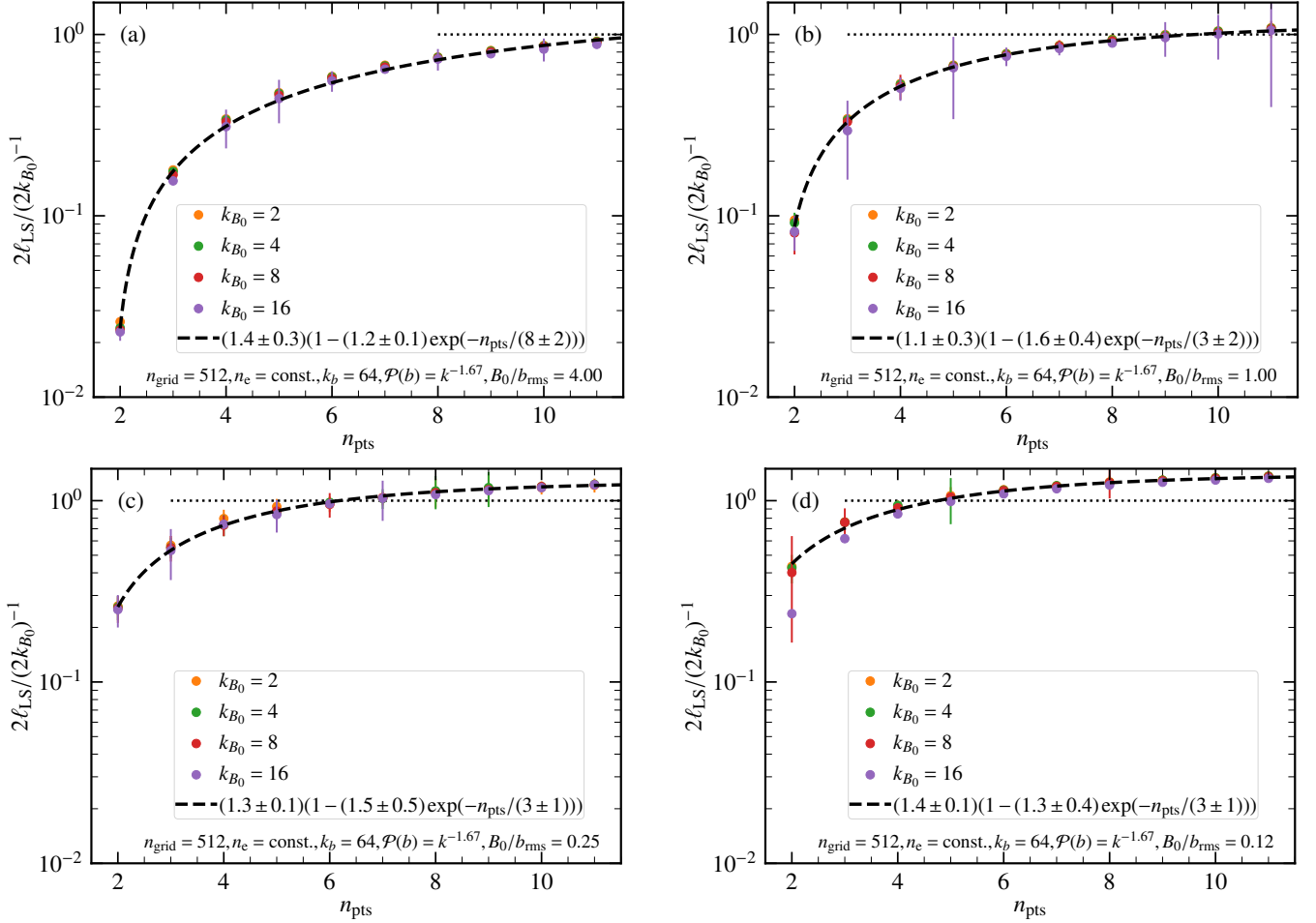


Figure 4. Twice the extrapolated scale, ℓ_{LS} , normalised by half the large-scale field scale, $(2k_{B_0})^{-1} = \ell_{B_0}/2$, as a function of n_{pts} , for different k_{B_0} (colours), and four relative field strengths, $B_0/b_{\text{rms}} = 4$ (a), 1 (b), 0.25 (c), and 0.12 (d). For all the cases, the ratio $2\ell_{\text{LS}}/(2k_{B_0})^{-1}$ does not vary much with k_{B_0} and approaches 1 as $n_{\text{pts}} \rightarrow \infty$. The data fits well with the functional form $a_{\ell_{\text{LS}}}(1 - b_{\ell_{\text{LS}}}\exp(n_{\text{pts}}/n_{\text{pts,crit.}}))$, with $a_{\ell_{\text{LS}}}$ and $b_{\ell_{\text{LS}}}$ being statistically independent of B_0/b_{rms} . The critical value, $n_{\text{pts,crit.}}$, depends somewhat on B_0/b_{rms} for strong large-scale field cases but is obtained to be roughly constant (≈ 3) for $B_0/b_{\text{rms}} \leq 1$. However, if ℓ_{LS} is measured for at least two values of n_{pts} , then $n_{\text{pts,crit.}}$ can be determined independently, and the functional form of $2\ell_{\text{LS}}/(2k_{B_0})^{-1}$ is fully determined.

not largely affected by n_e properties, and the methods to compute the scale and strength of the large-scale magnetic fields in the presence of small-scale magnetic fluctuations described in Sec. 3.2 and Sec. 3.3, respectively, are still applicable.

4 DISCUSSION

We now apply the methods developed above to existing observational data of second-order RM structure functions (with 2 points per stencils) for two nearby spiral galaxies, M51 and NGC 6946 (Sec. 4.1), and then discuss possible additional effects not covered here in Sec. 4.2.

4.1 Large-scale magnetic field in M51 and NGC 6946

We extract the scale of the large-scale magnetic fields in the disk and halo of two nearby, face-on galaxies, M51 and NGC 6946. We use WebPlotDigitizer (<https://automeris.io/>) to extract the second-order RMSF with 2 points per stencil published in Mao et al. (2015) for M51 (their fig. 18 for the disk and fig. 19 for the halo),

and Beck (2007) for NGC 6946 (their fig. 13). Both datasets are $\text{RMSF}^{(2_{\text{pts}})}$ [$\text{rad}^2 \text{m}^{-4}$] as a function of the angular separation on the sky, θ [deg]. We convert angular separation into physical separation using a distance of 8.58 Mpc for M51 (McQuinn et al. 2016) and 5.9 Mpc for NGC 6946 (Karachentsev et al. 2004).

Fig. 7 shows $\text{RMSF}^{(2_{\text{pts}})}$ (normalised by 2 according to Eq. 7) as a function of angular (x -axis at the bottom) and physical (x -axis at the top) separation for both galaxies. The structure functions either show a small-scale rise (slope), saturate, and then the large-scale second rise (slope) or just saturation and then a large-scale rise (in the range 5–10 kpc). Thus, it is difficult to ascertain the properties of the small-scale field (e.g., k_b and $\mathcal{P}(b)$) from this data. Also, since none of the structure-functions shows a second saturation on a larger scale, it is difficult to estimate the strength of the large-scale field using the methods described in Sec. 3.3 and Fig. 5. However, given the first saturation (used to determine σ_{RM_b}) and the second rise on the larger scale is present in all the curves, using the method developed in Sec. 3.2, the scale of the large-scale field, $\ell_{B_0} = 2\pi/k_{B_0}$, in the disk and halo of both these galaxies can be estimated.

We first determine the plateau/saturation region to estimate σ_{RM_b} for each case. Given, the uncertainties associated with estimating

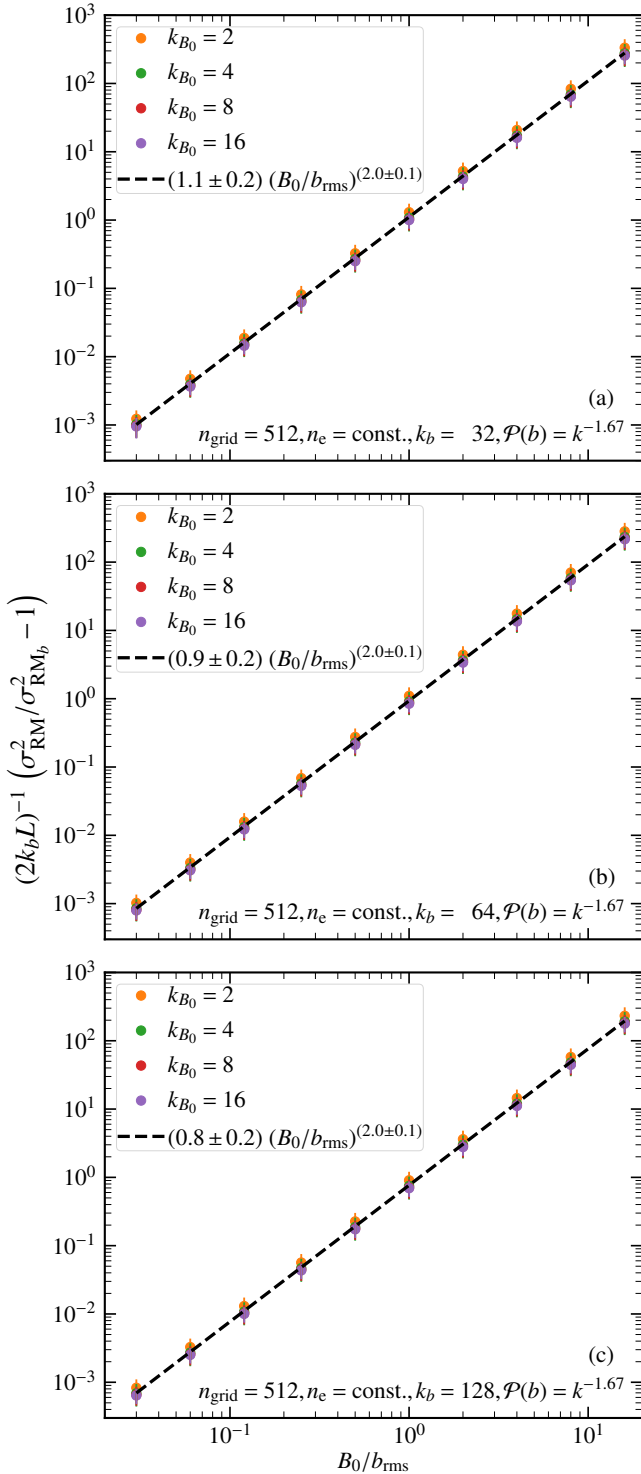


Figure 5. The ratio of large-scale (second) saturation level, σ_{RM} , to the small-scale (first) saturation level, σ_{RM_b} , normalised by the product of the small-scale field scale and the size of the domain ($k_b L$), averaged over all n_{pts} (whenever the two-scale nature is seen) with n_{pts} -dependent normalisation included in the $\text{RMSF}^{(n_{\text{pts}})}$ (the factor $\sum_{m=0}^{n_{\text{pts}}-1} (C_m^{n_{\text{pts}}-1})^2$ from Eq. 7) as a function of the relative field strength, B_0/b_{rms} , for $k_b = 32$ (a), 64 (b), and 128 (c). For all cases, we see $(2k_b L)^{-1} (\sigma_{\text{RM}}^2 / \sigma_{\text{RM}_b}^2 - 1) \approx (B_0/b_{\text{rms}})^2$. Thus, knowing k_b , σ_{RM_b} , and σ_{RM} , one can determine B_0/b_{rms} . Then using σ_{RM_b} again, b_{rms} can be determined (Sec. 3.3), and finally, B_0 can be estimated.

the scale of the small-scale field (see Sec. 3.2 for its necessity), the start of the saturation is determined based on fitting a straight line to the data before the large-scale second rise. Then, the saturated value of $\text{RMSF}^{(2_{\text{pts}})}/2$ is computed and that corresponds to σ_{RM_b} . Then the large-scale rise is fitted with a straight line in log-log space and the fitted line is extrapolated to σ_{RM_b} to estimate the scale ℓ_{LS} . To convert ℓ_{LS} to ℓ_{B_0} requires knowing B_0/b_{rms} , which cannot be constrained from the data in Fig. 7 as the $\text{RMSF}^{(2_{\text{pts}})}$ never saturates a second time on larger scales (as in Fig. 1 and Fig. 2).

From observations and analyses other than RM structure functions, it is known that the ratio of large- to small-scale magnetic fields, $B_0/b_{\text{rms}} \approx 0.1$ –1 in both M51 (Fletcher et al. 2011; Mao et al. 2015; Kierdorf et al. 2020) and NGC 6946 (Beck & Hoernes 1996; Beck 2007; Williams et al. 2024). Thus, we use the equation in Fig. 4 (b) (which is very similar to the equations in Fig. 4 (c) and Fig. 4 (d) with the same $n_{\text{pts,crit.}}$, but we use the equation in Fig. 4 (b) as it has a higher level of uncertainty in the parameters) to determine ℓ_{B_0} from ℓ_{LS} (i.e., $n_{\text{pts}} = 2$ and the critical number of points for saturation, $n_{\text{pts,crit.}} = 3$) as

$$\ell_{B_0} = \frac{4 \ell_{\text{LS}}}{2\pi(1.1 \pm 0.3)(1 - (1.6 \pm 0.4) \exp(-2/(3 \pm 2)))}. \quad (10)$$

For M51, we obtain $\ell_{B_0} = 30 \pm 4$ kpc in the disk and 47 ± 33 kpc in the halo, and for NGC 6946, we find $\ell_{B_0} = 26 \pm 2$ kpc in the disk and 36 ± 2 kpc in the halo.

For both cases, the scale of the large-scale magnetic field in the disk is a factor of 3–6 times higher than previously discussed for these systems (Beck 2007; Fletcher et al. 2011) and more generally for spiral galaxies (Beck 2016). Thus, it is most likely overestimated here. The scale of large-scale magnetic fields in the halo of spiral galaxies is also likely overestimated when compared to results from edge-on spiral galaxies (Krause et al. 2018; Mora-Partiarroyo et al. 2019; Krause et al. 2020). However, it is known that the circumgalactic medium (CGM; ~ 100 kpc around the central galaxy) hosts magnetic fields (Heesen et al. 2023; Jung et al. 2023; Ramesh et al. 2023) and if the estimated scale in the halo has contributions from the much larger-scale field in the CGM (large-scale field in the CGM can be due to strong galactic outflows; see Pakmor et al. 2020), the scale of the large-scale magnetic field might be in the range of values obtained here. It is important to model and study the scale of the magnetic fields in galaxies, especially in the more diffuse halo/CGM, to account for the impact of magnetic fields on galaxy evolution, and to properly interpret radio polarisation observations for high-redshift galaxies (Farnes et al. 2014; Malik et al. 2020; Lan & Prochaska 2020; Shah & Seta 2021).

Estimating the scale of magnetic fields from the observed RMs and using the second-order RM structure function computed from those observations requires further work. First and most essential, it requires computing multiple second-order RM structure functions with varying number points in their stencils. Here, we only use the available 2-point stencil data for M51 and NGC 6946, but we need to use higher-order stencils ($n_{\text{pts}} = 3, 4, 5 \dots$) to allow for a better scale separation (c.f., Fig. 1), and to remove the necessity of assuming a particular B_0/b_{rms} , as with multiple points per stencil, the RMSF can be extrapolated to $n_{\text{pts}} \rightarrow \infty$ ($n_{\text{pts,crit.}}$ determined from the data itself). Second, we need to use a single mathematical model to capture the two-scale nature of RMSF (e.g. Fig. 1)², possibly four power laws with three breaks, to better estimate its various properties required by

² Even though the discussion in this paper is about two-scale magnetic fields in galaxies, the RM structure function for a galaxy cluster might also show

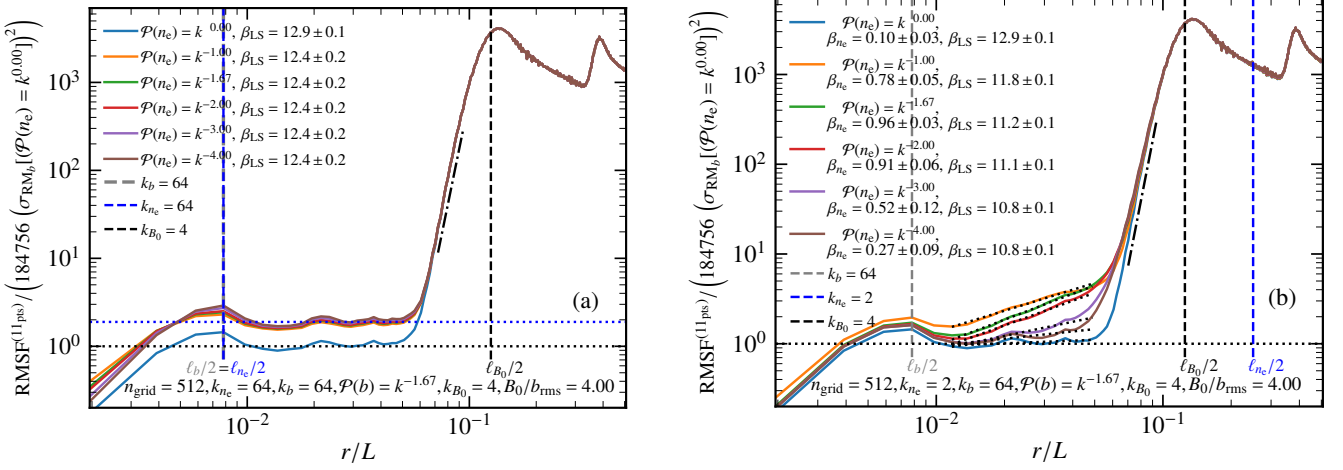


Figure 6. RMSF with an 11-point stencil, $\text{RMSF}^{(11\text{pts})}$, for the parameter combination given in the lower legend of each panel, and the following different properties of the log-normal thermal electron density: power-law slope of the n_e spectrum (different colour) and scale of n_e , $k_{n_e} = 64$ (small-scale; panel a) and $k_{n_e} = 2$ (large-scale; panel b). The corresponding scale of the small-scale field, $\ell_b/2$, the thermal electron density, $\ell_{n_e}/2$, and the large-scale field, $\ell_{B_0}/2$, are shown in grey, blue, and black dashed lines, respectively. For $k_{n_e} = 64$, the only difference is the level of first saturation, which shifts to a larger level (dotted blue line) as the variation in n_e also contributes to fluctuations in RM. For $k_{n_e} = 2$, the first saturation shows a slope (β_{n_e}) that depends on the slope of $\mathcal{P}(n_e)$. Thus, this property may be used to constrain the slope of $\mathcal{P}(n_e)$ (given magnetic field properties are known). However, for both cases, the large-scale features in the RMSF, and by extension the methods developed in Sec. 3.2 and Sec. 3.3, are not significantly affected by the specific details of the n_e distribution.

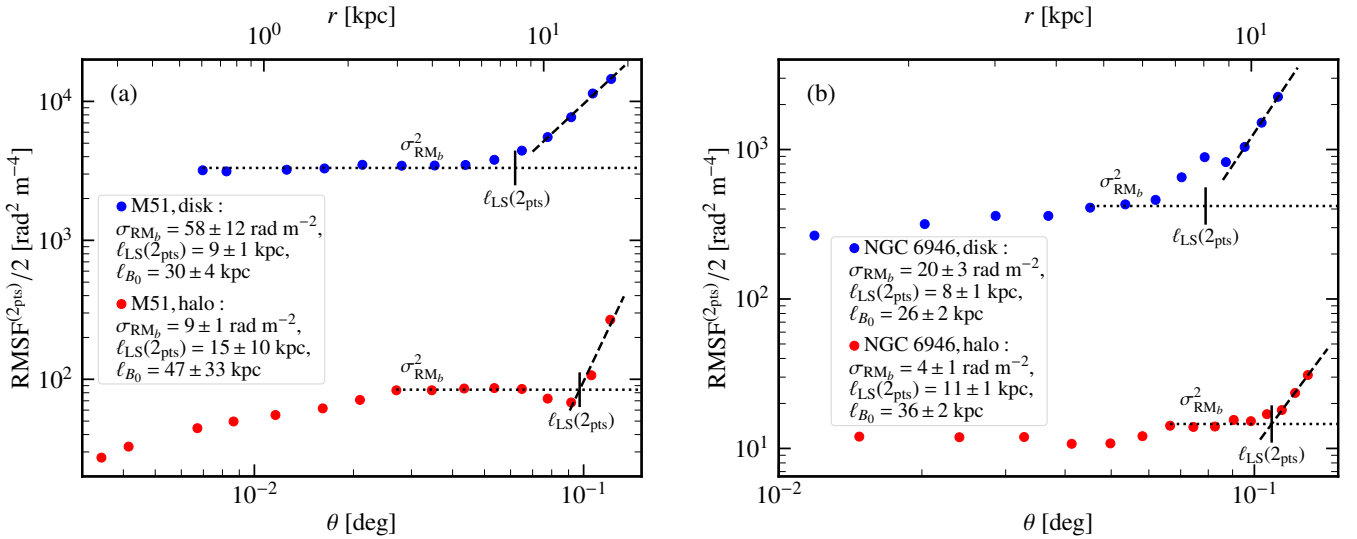


Figure 7. The second-order RM structure function computed with a 2-point stencil, $\text{RMSF}^{(2\text{pts})}$, for the disk and halo of two nearby, face-on galaxies, M51 and NGC 6946, taken from Mao et al. (2015) and Beck (2007), respectively. In some cases (e.g., for the halo of M51), the RMSF shows a two-scale nature, i.e., it rises, saturates, and then rises again. However, the large-scale (second) saturation is not obtained for any of these, and thus the strength of the large-scale field cannot be determined from this data. Moreover, the first saturation, $\sigma_{\text{RM}_b}^2$, (obtained by fitting a flat line to the data before the second rise; dotted black line and marked $\sigma_{\text{RM}_b}^2$) and the rise on large scales (obtained by fitting a straight line in log-log space; dashed black line) can be used to obtain $\ell_{\text{LS}}(2\text{pts})$ (vertical solid black line and marked $\ell_{\text{LS}}(2\text{pts})$) for all cases. Since from other independent observations and analyses (Beck 2007; Fletcher et al. 2011; Mao et al. 2015; Williams et al. 2024), it is known that $B_0/b_{\text{rms}} \approx 0.1\text{--}1$ for these galaxies, we can apply Eq. 10 (also see Fig. 4 (b, c, and d)), to obtain the scale of the large-scale field, ℓ_{B_0} , in the disk and the halo. The scale of the large-scale field in the disk is overestimated and the scale of the large-scale halo field may also be overestimated, at least when compared to existing literature. This might be due to the use of 2 points in the stencils and further demonstrates the need to perform the analysis with multiple RMSF computed with higher-order stencils, and sensitive data on larger scales, for accurately determining the properties of multi-scale magnetic fields in galaxies.

the methods described in Sec. 3.2 and Sec. 3.3. Third, we need more sensitive data at higher separations (far into the CGM) to capture the

a two-scale nature (Loi et al. 2022), and this analysis is in principle also applicable there.

second saturation level on larger scales. Here, we merely demonstrate the working principle of the RMSF methods by using M51 and NGC 6946 data to motivate the need for computing second-order RM structure functions with higher-order stencils when both large- and small-scale magnetic fields are present. Also, such enhancements

might need a larger number of RM observations with a higher spatial and spectral resolution. These are more readily available now with the Polarisation Sky Survey of the Universe’s Magnetism (POSSUM; Gaensler et al. 2010) using the Australian Square Kilometre Array Pathfinder (ASKAP; Hotan et al. 2021), and will improve further with the upcoming Square Kilometre Array (SKA; Heald et al. 2020).

4.2 Missing physical and observational effects

Throughout the modelling, analysis, and development of the methods to extract the scale and strength of magnetic fields from RMSF, we assumed some simplifications and, here, we discuss them and their possible implications.

Regarding magnetic field modelling, we assumed a simple one-scale large-scale field and a Gaussian random small-scale field. In principle, the large-scale field itself might be multi-scale in nature, with power distributed over a range of scales (Gent et al. 2013). In that case, the method might not work if the overlap is large between the small- and large-scale fields, not allowing for a separation. However, if the underlying fields do have sufficient scale separation ($\gtrsim 2$ – 4), the methods developed here should work.

We assumed a sinusoidal form for the large-scale field (the results remain the same when a saw-tooth form is used), but the large-scale field might have a more complicated functional form, possibly due to the intricacies of the large-scale dynamo and also as discussed with several empirical large-scale magnetic field models (Shukurov et al. 2019; Beck et al. 2019; Ma et al. 2020). The small-scale field is assumed to be a Gaussian random field without coherent structures, but it can be non-Gaussian with spatially intermittent, filamentary structures as suggested by numerical magnetohydrodynamic simulations (Seta et al. 2020; Seta & Federrath 2021a) and hinted by filaments seen in recent observations (Zaroubi et al. 2015; Turic et al. 2021). However, for a large ratio of path length to the scale of the random field, the small-scale structure might not matter much for the RM due to the central limit theorem (assuming thermal electron density and magnetic fields are uncorrelated).

For the RM computation, we assumed that magnetic fields and thermal electron densities are uncorrelated. If they are correlated, magnetic field strengths estimated using RMs can be overestimated by a factor of 2–3 (Beck et al. 2003). However, this may only be important for smaller (usually sub-kpc) path lengths (Seta & Federrath 2021b) and might not matter much here, since we always integrate over path lengths greater than the scale of the large-scale field (a few kpc). We further assume that there is a uniform density of RM, but given a sufficient number of data points, the structure function analysis will not be affected significantly by this (Stutzki et al. 1998, also see Appendix F in Seta et al. 2023 for a numerical demonstration). Moreover, we have assumed that the emitted synchrotron emission is primarily Faraday rotated by the medium, but more generally, the synchrotron emission and Faraday rotation might occur together within the same volume of the galaxy (Van Eck et al. 2017; Thomson et al. 2019; Ferrière 2020), leading to imprints of a *mixed and patchy signal* in RM observations. This might affect our results and we plan to characterise the level of this effect in our future studies.

Overall, the modelling used here allowed us to explore a large parameter space (Table 1) in a flexible way to devise new methods to extract large-scale magnetic field properties from second-order RM structure function in the presence of small-scale magnetic fluctuations, and we aim to include some of these additional effects in our future work.

5 SUMMARY AND CONCLUSION

Magnetic fields in disk galaxies are known to have a two-scale nature, a large-scale field (usually coherent over a few kpcs) and a small-scale, fluctuating component (usually on $\lesssim 100$ s of pc scales). From observations, it is usually difficult to separate the imprints of the large-scale component in the presence of small-scale fluctuations. Here, we use the second-order structure function (SF) of an observable, Faraday rotation measure (RM, Eq. 2), with higher-order stencils, to separate the signatures of small- and large-scale magnetic fields, and to determine their properties.

We employ numerical experiments with controlled properties of the magnetic field (both small- and large-scale with varying scale separation) and the thermal electron density, to develop a new method to extract large-scale field properties from the second-order RM structure function, RMSF. We model the magnetic field by combining a single-scale, large-scale component (strength B_0 , characteristic wavenumber k_{B_0} , and related characteristic scale ℓ_{B_0}) with a small-scale, Gaussian fluctuating component (strength b_{rms} , characteristic wavenumber k_b , related characteristic scale ℓ_b , and power-law spectrum $\mathcal{P}(b)$) (see Sec. 2.1). We then compute the RMSF (n_{pts}), with a varying number of points per stencil, $n_{\text{pts}} = 2$ to 11 (Sec. 2.2), for a range of parameter combinations given in Table 1. Based on this, we now summarise the new method developed to extract the scale and strength of the large-scale magnetic field.

First, for a constant thermal electron density, we show that the RMSF reveals the two-scale nature if a sufficiently high number of points per stencil is used. We recover the input field structure, which is seen in the RMSF by a first rise (probe of the slope of the small-scale magnetic field power spectrum, discussed in Seta et al. (2023)), then saturation after scale $\ell_b/2$ to a level σ_{RM_b} (standard deviation of RM only considering the small-scale field), followed by another rise on larger scales within the range $\ell_b/2$ and $\ell_{B_0}/2$ (second rise), and finally saturation on large scales, greater than $\ell_{B_0}/2$ (giving the total σ_{RM}). This two-scale nature is better captured by RMSFs with a higher number of points per stencil, in comparison to the widely-used 2-point-stencil case (Fig. 1).

The second rise in the RMSF can be fitted with a line in log-log space, and this line is extrapolated to σ_{RM_b} (the first saturation), which gives the intermediate scale ℓ_{LS} . This scale depends on the number of points per stencil and monotonically increases with n_{pts} . In the theoretical limit of $n_{\text{pts}} \rightarrow \infty$, the ratio $2\ell_{\text{LS}}/(2k_{B_0})^{-1} \rightarrow 1$, and in practice, using a couple n_{pts} , ℓ_{B_0} can be determined from the universal functional form (Fig. 4). Second, the ratio of σ_{RM} (the second saturation level on larger scales) to σ_{RM_b} (the first saturation level on smaller scales) can be used to determine the strength of the large-scale magnetic field via the universal relation $(2k_b L)^{-1} (\sigma_{\text{RM}}^2/\sigma_{\text{RM}_b}^2 - 1) \approx (B_0/b_{\text{rms}})^2$ that we found in Fig. 5 (Sec. 3.3). Thus, knowing $\ell_b/2$ (from the scale at which the first saturation takes place) and b_{rms} (from the level of first saturation, σ_{RM_b}), one can determine B_0 . In Sec. 3.4, we tested and determined that the large-scale properties of the RMSF are not significantly altered by using a log-normal thermal electron density distribution (as opposed to a constant value of n_e) of varying scale and slope of its power spectrum.

In Sec. 4.1, we apply the developed methods to find the scale of the large-scale magnetic fields in the two nearby, face-on spiral galaxies, M51 and NGC 6946, by using RMSF data with 2 points per stencil from Mao et al. (2015) and Beck (2007), respectively. We find the large-scale field obtained in the disks of these galaxies (~ 30 kpc, see Fig. 7) to be likely overestimated by a factor of 3–6, and the large-scale field in the galaxy halos (~ 40 – 50 kpc; see Fig. 7 (a)) are

also likely overestimated. However, if the halo field has significant contributions from the circumgalactic medium of these galaxies, the scales may be in the expected range. We use these two galaxies as example applications to demonstrate the basic workings of the new method and to motivate the need for RMSFs with higher-order stencils. We further discuss possible missing effects in Sec. 4.2.

In summary, we developed new methods based on the second-order RM structure function computed with higher-order stencils that allow the user to recover key properties of multi-scale magnetic fields in galaxies, in particular, the scale and strength of the large-scale magnetic field in the presence of small-scale magnetic fluctuations.

ACKNOWLEDGEMENTS

We thank Rainer Beck for very useful comments and suggestions on the paper. We further thank the anonymous referee for their fast and productive report. AS acknowledges that this work has benefited from discussions during the program ‘‘Towards a Comprehensive Model of the Galactic Magnetic Field’’, at Nordita in April 2023, partly supported by the NordForsk and Royal Astronomical Society. C. F. acknowledges funding provided by the Australian Research Council (Discovery Project DP230102280), and the Australia-Germany Joint Research Cooperation Scheme (UA-DAAD). We further acknowledge high-performance computing resources provided by the Leibniz Rechenzentrum and the Gauss Centre for Supercomputing (grants pr32lo, pr48pi and GCS Large-scale project 10391), the Australian National Computational Infrastructure (grant ek9) and the Pawsey Supercomputing Centre (project pawsey0810) in the framework of the National Computational Merit Allocation Scheme and the ANU Merit Allocation Scheme.

DATA AVAILABILITY

The data underlying this article will be shared on reasonable request to the corresponding author, Amit Seta (amit.seta@anu.edu.au). The data used in Fig. 7 (a) and Fig. 7 (b) was taken from Mao et al. (2015) and Beck (2007), respectively.

REFERENCES

- Anderson C. S., Gaensler B. M., Feain I. J., Franzen T. M. O., 2015, *Astrophys. J.*, **815**, 49
- Armillotta L., Ostriker E. C., Kim C.-G., Jiang Y.-F., 2024, *Astrophys. J.*, **964**, 99
- Beattie J. R., Mocz P., Federrath C., Klessen R. S., 2022, *Mon. Not. R. Astron. Soc.*, **517**, 5003
- Beck R., 2007, *Astron. Astrophys.*, **470**, 539
- Beck R., 2016, *Ann. Rev. Astron. Astrophys.*, **24**, 4
- Beck R., Hoernes P., 1996, *Nature*, **379**, 47
- Beck R., Brandenburg A., Moss D., Shukurov A., Sokoloff D., 1996, *Ann. Rev. Astron. Astrophys.*, **34**, 155
- Beck R., Shukurov A., Sokoloff D., Wielebinski R., 2003, *Astron. Astrophys.*, **411**, 99
- Beck R., Chamandy L., Elson E., Blackman E. G., 2019, *Galaxies*, **8**, 4
- Bendre A., Gressel O., Elstner D., 2015, *Astronomische Nachrichten*, **336**, 991
- Borlaff A. S., et al., 2021, *Astrophys. J.*, **921**, 128
- Bracco A., Jelić V., Marchal A., Turić L., Erceg A., Miville-Deschênes M. A., Bellomi E., 2020, *Astron. Astrophys.*, **644**, L3
- Brandenburg A., Ntormousi E., 2023, *Ann. Rev. Astron. Astrophys.*, **61**, 561
- Brandenburg A., Subramanian K., 2005, *Phys. Rep.*, **417**, 1
- Brentjens M. A., de Bruyn A. G., 2005, *Astron. Astrophys.*, **441**, 1217
- Burn B. J., 1966, *Mon. Not. R. Astron. Soc.*, **133**, 67
- Bustard C., Zweibel E. G., 2021, *Astrophys. J.*, **913**, 106
- Butsky I. S., Hopkins P. F., Kempinski P., Ponnada S. B., Quataert E., Squire J., 2024, *Mon. Not. R. Astron. Soc.*, **528**, 4245
- Campbell J. L., et al., 2022, *Astrophys. J.*, **927**, 49
- Cho J., 2019, *Astrophys. J.*, **874**, 75
- Das H. K., Gronke M., 2024, *Mon. Not. R. Astron. Soc.*, **527**, 991
- Elmegreen B. G., 2009, in Andersen J., Nordströara m B., Bland-Hawthorn J., eds, *Vol. 254, The Galaxy Disk in Cosmological Context*. pp 289–300 ([arXiv:0810.5406](https://arxiv.org/abs/0810.5406)), doi:10.1017/S1743921308027713
- Farnes J. S., O’Sullivan S. P., Corrigan M. E., Gaensler B. M., 2014, *Astrophys. J.*, **795**, 63
- Federrath C., 2016, *Journal of Plasma Physics*, **82**, 535820601
- Federrath C., Klessen R. S., 2012, *Astrophys. J.*, **761**, 156
- Federrath C., Roman-Duval J., Klessen R. S., Schmidt W., Mac Low M.-M., 2010, *Astron. Astrophys.*, **512**, A81
- Federrath C., Chabrier G., Schober J., Banerjee R., Klessen R. S., Schleicher D. R. G., 2011, *Phys. Rev. Lett.*, **107**, 114504
- Federrath C., Schober J., Bovino S., Schleicher D. R. G., 2014, *Astrophys. J.*, **797**, L19
- Federrath C., et al., 2017, in Crocker R. M., Longmore S. N., Bicknell G. V., eds, *IAU Symposium Vol. 322, The Multi-Messenger Astrophysics of the Galactic Centre*. pp 123–128 ([arXiv:1609.08726](https://arxiv.org/abs/1609.08726)), doi:10.1017/S1743921316012357
- Federrath C., Klessen R. S., Iapichino L., Beattie J. R., 2021, *Nature Astronomy*, **5**, 365
- Federrath C., Roman-Duval J., Klessen R. S., Schmidt W., Mac Low M. M., 2022, TG: Turbulence Generator, Astrophysics Source Code Library, record ascl:2204.001
- Ferrière K., 2020, *Plasma Physics and Controlled Fusion*, **62**, 014014
- Ferrière K., West J. L., Jaffe T. R., 2021, *Mon. Not. R. Astron. Soc.*, **507**, 4968
- Fletcher A., Beck R., Shukurov A., Berkhuijsen E. M., Horellou C., 2011, *Mon. Not. R. Astron. Soc.*, **412**, 2396
- Gaensler B. M., Madsen G. J., Chatterjee S., Mao S. A., 2008, *PASA*, **25**, 184
- Gaensler B. M., Landecker T. L., Taylor A. R., POSSUM Collaboration 2010, in *American Astronomical Society Meeting Abstracts #215*. p. 470.13
- Gent F. A., Shukurov A., Sarson G. R., Fletcher A., Mantere M. J., 2013, *Mon. Not. R. Astron. Soc.*, **430**, L40
- Gent F. A., Mac Low M.-M., Korpi-Lagg M. J., Singh N. K., 2023, *Astrophys. J.*, **943**, 176
- Grenier I. A., Black J. H., Strong A. W., 2015, *Ann. Rev. Astron. Astrophys.*, **53**, 199
- Gressel O., Elstner D., Ziegler U., Rüdiger G., 2008, *Astron. Astrophys.*, **486**, L35
- Haugen N. E., Brandenburg A., Dobler W., 2004, *Phys. Rev. E*, **70**, 016308
- Haverkorn M., Gaensler B. M., Brown J. C., Bizunok N. S., McClure-Griffiths N. M., Dickey J. M., Green A. J., 2006, *Astrophys. J. Lett.*, **637**, L33
- Haverkorn M., Brown J. C., Gaensler B. M., McClure-Griffiths N. M., 2008, *Astrophys. J.*, **680**, 362
- Heald G., et al., 2020, *Galaxies*, **8**, 53
- Heesen V., et al., 2023, *Astron. Astrophys.*, **670**, L23
- Hotan A. W., et al., 2021, *PASA*, **38**, e009
- Jung S. L., McClure-Griffiths N. M., Pakmor R., Ma Y. K., Hill A. S., Van Eck C. L., Anderson C. S., 2023, *Mon. Not. R. Astron. Soc.*, **526**, 836
- Karachentsev I. D., Karachentseva V. E., Huchtmeier W. K., Makarov D. I., 2004, *AJ*, **127**, 2031
- Kierdorf M., et al., 2020, *Astron. Astrophys.*, **642**, A118
- Klein U., Fletcher A., 2015, *Galactic and Intergalactic Magnetic Fields*. Springer Praxis Books, Springer International Publishing, Heidelberg, Germany
- Konstandin L., Federrath C., Klessen R. S., Schmidt W., 2012, doi:10.1017/jfm.2011.503, **692**, 183
- Korpi-Lagg M. J., Mac Low M.-M., Gent F. A., 2024, *Living Reviews in Computational Astrophysics*, **10**, 3
- Krause M., et al., 2018, *Astron. Astrophys.*, **611**, A72
- Krause M., et al., 2020, *Astron. Astrophys.*, **639**, A112

- Kriel N., Beattie J. R., Seta A., Federrath C., 2022, *Mon. Not. R. Astron. Soc.*, **513**, 2457
- Krumholz M. R., Federrath C., 2019, *Frontiers in Astronomy and Space Sciences*, **6**, 7
- Krumholz M. R., Burkhardt B., Forbes J. C., Crocker R. M., 2018, *Mon. Not. R. Astron. Soc.*, **477**, 2716
- Lan T.-W., Prochaska J. X., 2020, *Mon. Not. R. Astron. Soc.*, **496**, 3142
- Livingston J. D., McClure-Griffiths N. M., Gaensler B. M., Seta A., Alger M. J., 2021, *Mon. Not. R. Astron. Soc.*, **502**, 3814
- Livingston J. D., McClure-Griffiths N. M., Mao S. A., Ma Y. K., Gaensler B. M., Heald G., Seta A., 2022, *Mon. Not. R. Astron. Soc.*, **510**, 260
- Loi F., et al., 2022, *Astron. Astrophys.*, **660**, A48
- Ma Y. K., Mao S. A., Ordog A., Brown J. C., 2020, *Mon. Not. R. Astron. Soc.*, **497**, 3097
- Mac Low M.-M., Klessen R. S., 2004, *Reviews of Modern Physics*, **76**, 125
- Mahony E. K., et al., 2022, *Mon. Not. R. Astron. Soc.*, **509**, 1690
- Malik S., Chand H., Seshadri T. R., 2020, *Astrophys. J.*, **890**, 132
- Mao S. A., Gaensler B. M., Stanimirović S., Haverkorn M., McClure-Griffiths N. M., Staveley-Smith L., Dickey J. M., 2008, *Astrophys. J.*, **688**, 1029
- Mao S. A., et al., 2012, *Astrophys. J.*, **759**, 25
- Mao S. A., Zweibel E., Fletcher A., Ott J., Tabatabaei F., 2015, *Astrophys. J.*, **800**, 92
- McQuinn K. B. W., Skillman E. D., Dolphin A. E., Berg D., Kennicutt R., 2016, *Astrophys. J.*, **826**, 21
- Minter A. H., Spangler S. R., 1996, *Astrophys. J.*, **458**, 194
- Mora-Partiarroyo S. C., et al., 2019, *Astron. Astrophys.*, **632**, A11
- Moss D., Shukurov A., 1996, *Mon. Not. R. Astron. Soc.*, **279**, 229
- Padoan P., Nordlund Å., 2011, *Astrophys. J.*, **730**, 40
- Pakmor R., Springel V., 2013, *Mon. Not. R. Astron. Soc.*, **432**, 176
- Pakmor R., et al., 2020, *Mon. Not. R. Astron. Soc.*, **498**, 3125
- Pattle K., Fissel L., Tahani M., Liu T., Ntormousi E., 2023, in Inutsuka S., Aikawa Y., Muto T., Tomida K., Tamura M., eds, *Astronomical Society of the Pacific Conference Series Vol. 534, Protostars and Planets VII*. p. 193 ([arXiv:2203.11179](https://arxiv.org/abs/2203.11179)), doi:10.48550/arXiv.2203.11179
- Planck Collaboration et al., 2016, *Astron. Astrophys.*, **586**, A138
- Ramesh R., Nelson D., Heesen V., Brüggem M., 2023, *Mon. Not. R. Astron. Soc.*, **526**, 5483
- Raycheva N. C., et al., 2022, *Astron. Astrophys.*, **663**, A170
- Rincon F., 2019, *Journal of Plasma Physics*, **85**, 205850401
- Ruszkowski M., Pfrommer C., 2023, *A&ARv*, **31**, 4
- Ruzmaikin A. A., Sokoloff D. D., Shukurov A. M., eds, 1988, *Magnetic fields of galaxies Astrophysics and Space Science Library Vol. 133*, doi:10.1007/978-94-009-2835-0.
- Sampson M. L., Beattie J. R., Krumholz M. R., Crocker R. M., Federrath C., Seta A., 2023, *Mon. Not. R. Astron. Soc.*, **519**, 1503
- Schekochihin A. A., 2022, *Journal of Plasma Physics*, **88**, 155880501
- Schekochihin A. A., Cowley S. C., Taylor S. F., Maron J. L., McWilliams J. C., 2004, *Astrophys. J.*, **612**, 276
- Schnitzeler D. H. F. M., 2012, *Mon. Not. R. Astron. Soc.*, **427**, 664
- Seta A., Beck R., 2019, *Galaxies*, **7**, 45
- Seta A., Federrath C., 2021a, *Physical Review Fluids*, **6**, 103701
- Seta A., Federrath C., 2021b, *Mon. Not. R. Astron. Soc.*, **502**, 2220
- Seta A., Federrath C., 2022, *Mon. Not. R. Astron. Soc.*, **514**, 957
- Seta A., Shukurov A., Wood T. S., Bushby P. J., Snodin A. P., 2018, *Mon. Not. R. Astron. Soc.*, **473**, 4544
- Seta A., Bushby P. J., Shukurov A., Wood T. S., 2020, *Phys. Rev. Fluids*, **5**, 043702
- Seta A., Rodrigues L. F. S., Federrath C., Hales C. A., 2021, *Astrophys. J.*, **907**, 2
- Seta A., Federrath C., Livingston J. D., McClure-Griffiths N. M., 2023, *Mon. Not. R. Astron. Soc.*, **518**, 919
- Shah H., Seta A., 2021, *Mon. Not. R. Astron. Soc.*, **508**, 1371
- Shetty R., Ostriker E. C., 2006, *Astrophys. J.*, **647**, 997
- Shukurov A., Subramanian K., 2021, *Astrophysical Magnetic Fields: From Galaxies to the Early Universe*. Cambridge Astrophysics, Cambridge University Press
- Shukurov A., Snodin A. P., Seta A., Bushby P. J., Wood T. S., 2017, *Astrophys. J. Lett.*, **839**, L16
- Shukurov A., Rodrigues L. F. S., Bushby P. J., Hollins J., Rachen J. P., 2019, *Astron. Astrophys.*, **623**, A113
- Sinha M., Garrison L. H., 2020, *Mon. Not. R. Astron. Soc.*, **491**, 3022
- Stil J. M., Taylor A. R., Sunstrum C., 2011, *Astrophys. J.*, **726**, 4
- Stutzki J., Bensch F., Heithausen A., Ossenkopf V., Zielinsky M., 1998, *Astron. Astrophys.*, **336**, 697
- Subramanian K., 2016, *Reports on Progress in Physics*, **79**, 076901
- Sur S., Subramanian K., 2024, *Mon. Not. R. Astron. Soc.*, **527**, 3968
- Thomson A. J. M., et al., 2019, *Mon. Not. R. Astron. Soc.*, **487**, 4751
- Turić L., et al., 2021, *Astron. Astrophys.*, **654**, A5
- van de Voort F., Bieri R., Pakmor R., Gómez F. A., Grand R. J. J., Marinacci F., 2021, *Mon. Not. R. Astron. Soc.*, **501**, 4888
- Van Eck C. L., et al., 2017, *Astron. Astrophys.*, **597**, A98
- Vanderwoude S., et al., 2024, *AJ*, **167**, 226
- Vio R., Andreani P., Wamsteker W., 2001, *PASP*, **113**, 1009
- Whittingham J., Sparre M., Pfrommer C., Pakmor R., 2023, *Mon. Not. R. Astron. Soc.*, **526**, 224
- Williams A. L., Heald G., Wilcots E. M., Zweibel E. G., 2024, *Astrophys. J.*, **961**, 238
- Zaroubi S., et al., 2015, *Mon. Not. R. Astron. Soc.*, **454**, L46

This paper has been typeset from a $\text{\TeX}/\text{\LaTeX}$ file prepared by the author.