

Quantum correction to the orbital Hall effect

Hong Liu,^{1,2} James H. Cullen,¹ Daniel P. Arovas,³ and Dimitrie Culcer^{1,2}

¹*School of Physics, The University of New South Wales, Sydney 2052, Australia*

²*ARC Centre of Excellence in Low-Energy Electronics Technologies,*

UNSW Node, The University of New South Wales, Sydney 2052, Australia

³*Department of Physics, University of California at San Diego, La Jolla, California 92093, USA*

(Dated: August 13, 2024)

The orbital Hall effect (OHE) typically is evaluated using an intuitive approach based on semiclassical considerations. Here we provide a full quantum mechanical evaluation of the orbital current, including all matrix elements of the position operator. We recover previous results and find an additional quantum correction due to the non-commutativity of the position and velocity operators. We evaluate the full OHE for the topological antiferromagnet CuMnAs showing that the quantum correction dominates the response and changes its sign. We discuss implications for experiment.

Introduction. The non-equilibrium properties of Bloch electrons' orbital angular momentum (OAM) [1, 2] have come under intense scrutiny with the advent of orbitronics [3–5], whose focus is generating non-equilibrium OAM densities and currents [6–22]. A significant technological motivation behind recent efforts is the electrical manipulation of magnetic degrees of freedom [23–33], with an emphasis on weakly spin-orbit coupled materials [34–40]. From a fundamental science perspective, the OHE has been proposed as one of the mechanisms behind the observed valley Hall effect [41–45], and attempts to disentangle these two effects are now underway [11, 46, 47].

Determining the OAM and OHE involves working with the position operator, which is challenging in extended systems [48–54]. The main obstacle is the band-diagonal elements of the position operator. This obstacle can be circumvented in equilibrium, since the equilibrium OAM involves only inter-band matrix elements of the position operator. At present, the approach universally adopted for non-equilibrium systems is to start from the equilibrium OAM matrix elements and combine those with a non-equilibrium distribution found using standard methods such as the Boltzmann equation or the Kubo formula [5, 7, 9, 11, 13, 14, 23, 38, 41, 46, 55–63]. This includes earlier work by some of us [7]. We argue that this approach, which has never been justified on fundamental grounds, is incomplete and misses important terms, a fact that can be seen already at the operator level. In the modern theory of orbital magnetization [2] the OAM is expressed as the expectation value of the symmetrized vector product of the position and velocity operators. To be consistent with the modern theory, the orbital current needs to be evaluated as the full quantum mechanical expectation value of the product of the OAM and velocity operators, including the band-diagonal terms in the position operator, and this needs to be found explicitly for a non-equilibrium system.

In this paper we present a full quantum mechanical evaluation of the non-equilibrium expectation value of the orbital current operator, including all matrix elements of the position operator. Our principal finding is the full expression for the orbital current in response

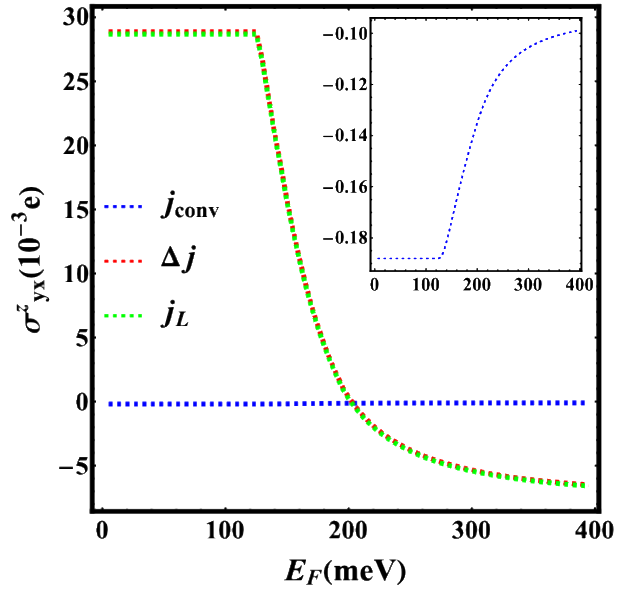


Figure 1. The intrinsic OHE for CuMnAs [Eq. 6] with OAM polarization along \hat{z} and electric field along \hat{x} . The orbital current j_L is given by the conventional contribution j_{conv} plus the quantum correction Δj . The parameters are $t = 0.08$ eV and $\tilde{t} = 1$ eV, $\alpha_R = 0.8$, $\alpha_D = 0$, and $\mathbf{h}_{\text{AFM}} = (0.85, 0, 0)$ eV.

to an electric field, which is given by $j_L = j_{\text{conv}} + \Delta j$ and is shown in Fig. 1 for CuMnAs. Here j_{conv} is the conventional orbital current, which has been evaluated to date, and is based on the equilibrium OAM and the non-equilibrium distribution. The *quantum correction* Δj consists of contributions from: (i) the electron group velocity leading to band off-diagonal matrix elements of the OAM; (ii) inter-band coherence terms induced by the band-diagonal part of the position operator; and (iii) the non-commutativity of the position and velocity operators. We develop a quantum kinetic equation for the density matrix and evaluate the full OHE for the tight-binding band structure of the topological antiferromagnet CuMnAs, where Δj provides the dominant contribu-

tion to the OHE, such that the resulting OHE has the opposite sign to the conventional formula. Our result is general and applies to all solids, having important implications for the interpretation of experiments. We focus on the intrinsic case and in closing discuss generalizations to disordered systems under certain approximations. We stress that our concern is with the *evaluation* of the orbital current, not its definition, which we take to be the usual product of the OAM and velocity operators.

OAM and orbital current operators. We begin by considering a generalized dipole operator $\hat{d}^A = \frac{1}{2}\{\hat{A}, \hat{r}\}$, where \hat{A} represents a general operator which may be a scalar such as charge, a vector component of spin, velocity, *etc.* The expectation value of such an operator is $\text{Tr}(\hat{d}^A \hat{\rho})$ with $\hat{\rho}$ the density matrix. We define the OAM operator as the symmetrized combination $\hat{L} = \frac{1}{2}(\hat{r} \times \hat{v} + \hat{v} \times \hat{r})$, with \hat{v} the velocity operator, and we work in the Hilbert space spanned by Bloch wavefunctions $|\Psi_{m\mathbf{k}}\rangle = e^{i\mathbf{k}\cdot\mathbf{r}}|u_{m\mathbf{k}}\rangle$. Determining the OAM expectation value is tantamount to substituting the appropriate velocity component for \hat{A} above, whereupon the correct expression for the equilibrium OAM in the modern theory immediately emerges.

The orbital current operator is $\hat{j}_\delta^\alpha = \frac{1}{2}\{\hat{L}_\alpha, \hat{v}_\delta\}$ and its expectation value is $\text{Tr}(\hat{j}_\delta^\alpha \hat{\rho})$. Using the cyclic property of the trace we decompose the orbital current operator into a dipole-like part and a commutator part as follows:

$$j_\delta^\alpha = \frac{1}{8}\epsilon_{\alpha\beta\gamma} \text{Tr} \left(\left\{ \{\hat{r}_\beta, \hat{\rho}\}, \{\hat{v}_\gamma, \hat{v}_\delta\} \right\} + \left\{ \hat{\rho}, [\hat{v}_\gamma, [\hat{r}_\beta, \hat{v}_\delta]] \right\} \right). \quad (1)$$

This decomposition helps fix the conventional orbital current and shed light onto the additional terms. The first term contains the conventional orbital current j_{conv} . This can be obtained immediately by retaining only the inter-band terms in \hat{r}_β , \hat{v}_γ and \hat{v}_δ . The *quantum correction* stems from: (i) the band-diagonal terms in the velocity operators; (ii) the band-diagonal terms in the position operator, and (iii) the commutator $[\hat{r}_\beta, \hat{v}_\delta]$ in the second term, which reflects the non-commutativity of the position and velocity operators. In the crystal momentum representation the commutator matrix elements are

$$i[\hat{r}_\beta, \hat{v}_\delta]_{\mathbf{k}}^{nm} = \left(\frac{\partial v_\delta}{\partial k_\beta} \right)_{\mathbf{k}}^{nm} - i[\mathcal{R}_\beta, v_\delta]_{\mathbf{k}}^{nm} \equiv \left(\frac{Dv_\delta}{Dk_\beta} \right)_{\mathbf{k}}^{nm}, \quad (2)$$

where $\mathcal{R}_\beta^{lm} = i\langle u_l | \frac{\partial u_m}{\partial k_\beta} \rangle$ is the Berry connection, which reflects the wave vector dependence of the basis functions. The velocity operator in turn has matrix elements

$$\hbar[\hat{v}_\delta]_{\mathbf{k}}^{mn} = \frac{\partial \varepsilon_m}{\partial k_\delta} \delta_{mn} + i\mathcal{R}_\delta^{mn}(\varepsilon_m - \varepsilon_n), \quad (3)$$

where $\varepsilon_m = \varepsilon_{m\mathbf{k}}$ is the band energy at wavevector \mathbf{k} .

To evaluate the full OHE we require the non-equilibrium correction to the density matrix in an electric field, for which we turn to linear response theory following the approach of Refs. [64, 65]. The single-particle density operator obeys the quantum Liouville equation,

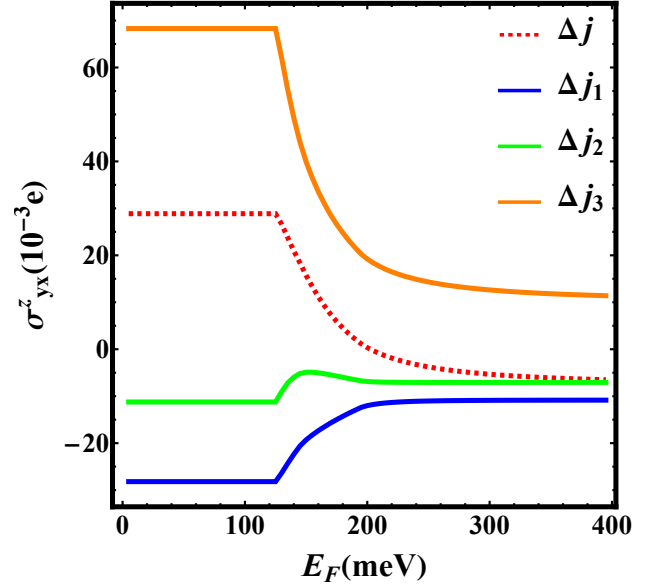


Figure 2. The quantum correction Δj is decomposed as $\Delta j = \Delta j_1 + \Delta j_2 + \Delta j_3$. Δj_1 is from the group velocity, Δj_2 is from the band-diagonal part of position operator, and Δj_3 is from the non-commutativity of the position and velocity operators. We have used the same parameters as in Fig. 1.

$\partial \hat{\rho} / \partial t + (i/\hbar)[\hat{H}, \hat{\rho}] = 0$, where $\hat{H} = \hat{H}_0 + \hat{H}_E$. Here \hat{H}_0 is the band Hamiltonian and $\hat{H}_E = e\mathbf{E} \cdot \hat{\mathbf{r}}$ is potential due to the external electrical field. At this stage we focus on intrinsic effects and do not consider disorder scattering, which will be discussed in closing. In the crystal momentum representation the equilibrium density matrix has the diagonal form $\rho_{0\mathbf{k}}^{mn} = f_m \delta_{mn}$, where $f_m \equiv f(\varepsilon_{m\mathbf{k}})$ is the Fermi-Dirac distribution for band m . In an electric field the density matrix can be written as $\hat{\rho} = \rho_0 + \rho_E$, and, in linear response, it has been shown that [64]

$$\rho_{E\mathbf{k}}^{mn} = \frac{f(\varepsilon_{m\mathbf{k}}) - f(\varepsilon_{n\mathbf{k}})}{\varepsilon_{m\mathbf{k}} - \varepsilon_{n\mathbf{k}}} e\mathbf{E} \cdot \mathcal{R}_{\mathbf{k}}^{mn}. \quad (4)$$

Once $\rho_{E\mathbf{k}}^{mn}$ is found the quantum correction can be written as $\Delta j = \Delta j_1 + \Delta j_2 + \Delta j_3$, where

$$\Delta j_{\delta,1}^\alpha = \frac{1}{2} \epsilon_{\alpha\beta\gamma} \sum_{m,\mathbf{k}} \left\{ \mathcal{R}_\beta, \rho_{E\mathbf{k}} \right\}^{mm} v_\delta^{mm} v_l^{mm} \quad (5)$$

$$\Delta j_{\delta,2}^\alpha = \frac{i}{4} \epsilon_{\alpha\beta\gamma} \sum_{m,n,\mathbf{k}} \frac{2eE_\mu \left[\frac{Dv_\delta}{Dk_\mu} \right]^{mn} + \{\hbar v_\beta, \rho_{E\mathbf{k}}\}^{mn}}{\varepsilon_n - \varepsilon_m} \{v_\gamma, v_\delta\}^{nm}$$

$$\Delta j_{\delta,3}^\alpha = \frac{i}{4} \epsilon_{\alpha\beta\gamma} \sum_{m,n,\mathbf{k}} \left[v_\gamma, \frac{Dv_\delta}{Dk_\beta} \right]_{\mathbf{k}}^{mn} \rho_{E\mathbf{k}}^{nm},$$

where we have abbreviated $[\Xi_\beta^0]^{mn} = \frac{1}{2}\mathcal{R}_\beta^{mn}(f_m + f_n)$, and $m \neq n$ is understood in all the summations. The result is gauge invariant, as shown in the Supplement. The OAM polarization is taken to be along the α -direction while the transport direction is denoted by δ . The three

terms entering the quantum correction reflect inter-band coherence induced by the electric field. Δj_1 has the same structure as j_{conv} , except that the electron group velocity appears instead of the inter-band velocity. Δj_2 is the result of restoring the band-diagonal matrix elements of the position operator on the left side of Eq. 1. Finally, Δj_3 reflects the non-commutativity of the position and velocity operators, which will be discussed below.

Tetragonal CuMnAs. We now exemplify our evaluation by studying the OHE in a tight-binding model of CuMnAs. CuMnAs can exist in both orthorhombic and tetragonal crystal structures. Both have been identified experimentally [66, 67], and both can host the antiferromagnetic Dirac semimetal phase. Here we take the stable tetragonal CuMnAs phase as an example, which has opposite spins lying on a bipartite lattice. Such an arrangement breaks the \mathcal{P} as well as the \mathcal{T} symmetry locally. However, the combined \mathcal{PT} symmetry is preserved by the exchange of the sublattices with the flip of oppositely aligned spins [68, 69], enforcing the bands at each momentum is doubly degenerate [70]. The tight-binding Hamiltonian for CuMnAs without external magnetization is written as [71]

$$H_{0\mathbf{k}} = \begin{pmatrix} \varepsilon_0(\mathbf{k}) + \mathbf{h}(\mathbf{k}) \cdot \boldsymbol{\sigma} & V_{\text{AB}}(\mathbf{k}) \\ V_{\text{AB}}(\mathbf{k}) & \varepsilon_0(\mathbf{k}) - \mathbf{h}(\mathbf{k}) \cdot \boldsymbol{\sigma} \end{pmatrix}, \quad (6)$$

Here $\varepsilon_0(\mathbf{k}) = -t(\cos k_x + \cos k_y)$ and $V_{\text{AB}} = -2\tilde{t}\cos(k_x/2)\cos(k_y/2)$, where t and \tilde{t} denote hopping between orbitals of the same and different sublattices, respectively. The sublattice-dependent spin-orbit coupling and the magnetization field are included in

$$\mathbf{h}(\mathbf{k}) = (h_{\text{AFM}}^x - \alpha_{\text{R}} \sin k_y + \alpha_{\text{D}} \sin k_y, \quad (7) \\ h_{\text{AFM}}^y + \alpha_{\text{R}} \sin k_x + \alpha_{\text{D}} \sin k_x, h_{\text{AFM}}^z)$$

with α_{R} and α_{D} the Rashba and Dresselhaus type spin-orbit coupling coefficients [72]. In the band dispersion gapless points appear along the high symmetry line ($k_x = \pi$), and we consider the local topology around the high-symmetry point. We expand the Hamiltonian in the vicinity of $(k_x, k_y) = (1, 0.5)\pi$ up to $\delta k_{x,y} = \pm 0.1\pi$. Then we numerically integrate the full OHE for the approximated model Hamiltonian around $(1, 0.5)\pi$ up to $\pm 0.1\pi$ by \mathbf{k} -discretization. The intrinsic anomalous Hall effect is proportional to the integration over the Fermi sea of the Berry curvature of each occupied band or equivalently to the integral of the Berry phases over cuts of the Fermi-surface segments, which ensures Fermi sea effects are included in the Fermi-liquid picture in order to make the integration tractable [73, 74]. Here the Fermi surface of CuMnAs model is not isotropic. We interpret the full OHE as a Fermi sea effect. The transformation of the Fermi sea to Fermi surface calculation does not simplify the full OHE integral. We calculate the orbital Hall conductivity dependence on the Fermi energy E_{F} , when E_{F} is in the conduction band. For the tight-binding Hamiltonian of CuMnAs, we obtain the total intrinsic OHE

in Fig. 1, showing that the magnitude of both contributions decreases with increasing E_{F} [7, 41]. Remarkably, the conventional contribution corresponds to only one fraction of the total orbital current, and the quantum correction Δj accounts for almost the entire value. We also plot the individual contributions to Δj in Fig. 2, showing that in this model the dominant term is Δj_3 , which arises from the non-commutativity of the position and velocity operators.

Discussion. We begin with the rationale behind our approach. According to the philosophy of quantum mechanics, the starting point in any calculation is the operator under consideration. This approach has underpinned the entire modern theory of orbital magnetization, which takes the OAM operator as the starting point in the evaluation of the OAM. The equilibrium OAM stems from the inter-band matrix elements of the position and velocity operators, in fact it can be regarded as an inter-band coherence phenomenon in the sense of Ref. [64], albeit an equilibrium version of it. Traditionally these inter-band matrix elements were neglected in transport calculations [75, 76], and the OAM would have continued to be missed if this neglect persisted. According to this reasoning, the starting point of the orbital current calculation is the orbital current operator, whose matrix elements must be evaluated in their entirety. Such a full quantum mechanical evaluation reveals the presence of several contributions to the orbital current, which affect the composition and magnitude of the orbital Hall effect. For the model system chosen the quantum correction is much larger in magnitude than the conventional value. In CuMnAs the conventional and corrected OHE also differ by a sign, yet there is no guarantee that such a difference exists in general. To determine the sign in principle the OHE can be imaged using the techniques developed by Zeldov, although this remains to be demonstrated [77].

The equilibrium OAM is expressed purely in terms of off-diagonal matrix elements of the position and velocity operators [78–80], hence the unruly position operator is tamed [81–83]. Nevertheless, as our Supplement shows, the presence of only inter-band position and velocity matrix elements in the equilibrium OAM is a result of the equilibrium density matrix being purely diagonal in the band index. In a non-equilibrium scenario the evaluation of the OAM and related quantities such as the orbital current may contain band-diagonal matrix elements of the position and velocity operators.

How is one to interpret the presence of band-diagonal position matrix elements, given that Bloch electrons are delocalized and their position is undefined [1, 84]? We recall that the discussion of Bloch electrons' position is entirely based on an equilibrium picture, and the equilibrium location of an electron in the lattice is indeed undefined. Nevertheless, out of equilibrium an electric field in general displaces an electron's center of mass away from its equilibrium location, generating a dipole. Focusing on the intrinsic case, in which electric-field induced changes to the density matrix are purely band off-diagonal, this

dipole represents a DC version of the inter-band polarization known in non-linear optics [85, 86]. This suggests one mechanism behind the OHE as the generation of an inter-band polarization by the applied electric field: the electric field generates a dipole which then rotates about the centre of mass, generating an OAM, which is convected along with the electron. This is the physics behind Δj_1 . In incorporating the band-diagonal position matrix elements one must ensure that no part of the final result depends on the equilibrium centre of mass of the electron. Our boundary conditions take this into account.

Building on this insight, if the OAM is regarded as an operator, one must all for this operator to have inter-band matrix elements, and these can contribute to OAM transport, in the same way as the inter-band position and velocity matrix elements are responsible for the equilibrium OAM. Such band off-diagonal matrix elements of the OAM operator reflect inter-band coherence induced by an electric field. It is these matrix elements that are primarily responsible for Δj_2 . Next, once the position and velocity are treated as full operators, one must also account for the fact that they do not commute, and this leads directly to Δj_3 .

We have focussed on the Bloch picture of electrons in crystals. Different insights into the OAM emerge from the Wannier and Bloch formulations of the modern theory [5, 46]. In the Wannier picture, the OAM involves intra-atomic and inter-atomic contributions [9, 55, 87, 88], yet an exact correspondence between individual terms in the OAM between the two approaches is not always possible [5]. Nevertheless, since an exact correspondence exists between the Bloch and Wannier bases, the fundamental considerations outlined in this work will be applicable to Wannier studies as well.

We stress that our work is concerned with the evaluation of the current, not its definition. In the long run the same fundamental issues will need to be considered for the OHE as for the spin-Hall effect. One is that the orbital Hall current, as defined, can be nonzero in equilibrium in the same way as the spin current [89]. In fact all the four contributions to j_L could be separately nonzero in equilibrium, although they do vanish for all the effective models we have investigated – CuMnAs, bulk topological insulators, and massive Dirac fermions. Secondly, the OAM itself may not be conserved in an electric field, as we recently showed [90], and one may eventually need to consider a *proper* OH current in analogy with the proper spin current. Thirdly, the only observable is the OAM, and the relationship between the current and the OAM accumulation at the boundary will have to be determined. Nevertheless, no matter which approach is taken, the fundamental problem of the evaluation of j_L is relevant. In this context, to examine OAM conservation in our chosen example we calculated the torque term $\langle \partial_t \hat{L}_\alpha \rangle$ for the CuMnAs tight-binding model Eq. (6) following the prescription of Ref. [90], and found $\langle \partial_t \hat{L}_\alpha \rangle = 0$. This implies the OAM is conserved in this model even in an electric field.

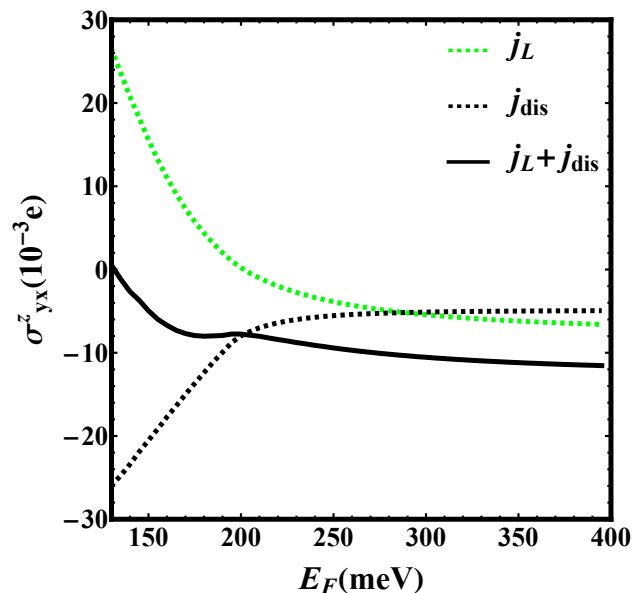


Figure 3. The intrinsic j_L , extrinsic j_{dis} , and total OHE for CuMnAs, with the same parameters as in Fig. 1.

Disorder. Non-equilibrium effects can be classified as intrinsic and extrinsic depending on whether they originate in the band structure or disorder. Terms to zeroth order in the disorder strength play crucial roles in Hall effects [7, 91–94]. In the density matrix formalism such corrections are incorporated into an *anomalous driving term* [64] which results in a correction to ρ_{Ek}^{nn} in Eq. 4. In a recent work we have argued that this disorder correction dominates the OHE in massless Dirac fermion systems [7], where our calculation was based on the conventional evaluation of the OHE. Here we estimate the extrinsic contribution to the full orbital current in the relaxation-time approximation, where the inverse relaxation time serves as a measure of the disorder strength. The extrinsic OHE is zeroth-order in the relaxation time, that is, the same order as the intrinsic OHE [7]. The relaxation time approximation does not take into account the electrical field corrected scattering integral [65], which is extremely laborious. We note also that the Eq. (6) is a 4-band model, which is considerably more complex than the two-band tilt Dirac model of Ref. [7]. Our results are shown in Fig. 3. We find that the extrinsic contribution (i) is much larger than the conventional OHE, in agreement with Ref. [7], and (ii) is of the same order of magnitude as intrinsic contribution to the total j_L , including the quantum correction.

Conclusion. We have presented a full quantum mechanical evaluation of the orbital current and orbital Hall effect, demonstrating that the existence of a quantum correction that is missed in conventional evaluations. This correction stems from the band-diagonal terms in the position and velocity operators, as well as the non-commutativity of the position and velocity operators. In

the tight-binding Hamiltonian of tetragonal CuMnAs the quantum correction is by far the dominant contribution to the OHE and changes its sign.

Acknowledgments. This work is supported by the Australian Research Council Centre of Excellence in Future

Low-Energy Electronics Technologies, project number CE170100039. We acknowledge enlightening discussions with Naoto Nagaosa, Guang-Yu Guo, Hsin Lin, Mikhail Titov, and Tatiana Rappoport.

-
- [1] Y. Yafet, Solid State Physics Eds. Seitz and Turnbull **14**, 1 (1963).
- [2] D. Vanderbilt, *Berry Phases in Electronic Structure Theory: Electric Polarization, Orbital Magnetization and Topological Insulators* (Cambridge University Press, 2018).
- [3] B. A. Bernevig, T. L. Hughes, and S.-C. Zhang, Phys. Rev. Lett. **95**, 066601 (2005).
- [4] D. Das, Nature Physics **19**, 1085 (2023).
- [5] A. A. Rhonald Burgos Atencia and D. Culcer, Advances in Physics: X **9**, 2371972 (2024), <https://doi.org/10.1080/23746149.2024.2371972>.
- [6] Y.-G. Choi, D. Jo, K.-H. Ko, D. Go, K.-H. Kim, H. G. Park, C. Kim, B.-C. Min, G.-M. Choi, and H.-W. Lee, Nature **619**, 52 (2023).
- [7] H. Liu and D. Culcer, Phys. Rev. Lett. **132**, 186302 (2024).
- [8] J. Xiao, Y. Liu, and B. Yan, *Memorial Volume for Shoucheng Zhang* (2021) Chap. Chapter 13, pp. 353–364.
- [9] A. Pezo, D. García Ovalle, and A. Manchon, Phys. Rev. B **106**, 104414 (2022).
- [10] L. Salemi and P. M. Oppeneer, Phys. Rev. Mater. **6**, 095001 (2022).
- [11] T. P. Cysne, M. Costa, L. M. Canonico, M. B. Nardelli, R. B. Muniz, and T. G. Rappoport, Phys. Rev. Lett. **126**, 056601 (2021).
- [12] S. R. Luis M. Canonico, Jose H. García, arXiv:2404.01739 (2024).
- [13] D. Go, D. Jo, C. Kim, and H.-W. Lee, Phys. Rev. Lett. **121**, 086602 (2018).
- [14] D. Jo, D. Go, and H.-W. Lee, Phys. Rev. B **98**, 214405 (2018).
- [15] G. Sala and P. Gambardella, Phys. Rev. Res. **4**, 033037 (2022).
- [16] P. Wang, Z. Feng, Y. Yang, D. Zhang, Q. Liu, Z. Xu, Z. Jia, Y. Wu, G. Yu, X. Xu, and Y. Jiang, npj Quantum Materials **8**, 28 (2023).
- [17] I. Lyalin, S. Alikhah, M. Berritta, P. M. Oppeneer, and R. K. Kawakami, Phys. Rev. Lett. **131**, 156702 (2023).
- [18] S. Dutta and A. A. Tulapurkar, Phys. Rev. B **106**, 184406 (2022).
- [19] G. Sala, H. Wang, W. Legrand, and P. Gambardella, Phys. Rev. Lett. **131**, 156703 (2023).
- [20] J. Zhang, H. Xie, X. Zhang, Z. Yan, Y. Zhai, J. Chi, H. Xu, Y. Zuo, and L. Xi, Applied Physics Letters **121**, 172405 (2022).
- [21] S. Ding, Z. Liang, D. Go, C. Yun, M. Xue, Z. Liu, S. Becker, W. Yang, H. Du, C. Wang, Y. Yang, G. Jakob, M. Kläui, Y. Mokrousov, and J. Yang, Phys. Rev. Lett. **128**, 067201 (2022).
- [22] J. Voss, I. A. Ado, and M. Titov, “Non-equilibrium orbital edge magnetization,” (2024), arXiv:2405.11979 [cond-mat.mes-hall].
- [23] J. Kim, D. Go, H. Tsai, D. Jo, K. Kondou, H.-W. Lee, and Y. Otani, Phys. Rev. B **103**, L020407 (2021).
- [24] X. Chen, Y. Liu, G. Yang, H. Shi, C. Hu, M. Li, and H. Zeng, Nature Communications **9**, 2569 (2018).
- [25] D. Go and H.-W. Lee, Phys. Rev. Res. **2**, 013177 (2020).
- [26] D. Lee, D. Go, H.-J. Park, W. Jeong, H.-W. Ko, D. Yun, D. Jo, S. Lee, G. Go, J. H. Oh, K.-J. Kim, B.-G. Park, B.-C. Min, H. C. Koo, H.-W. Lee, O. Lee, and K.-J. Lee, Nature Communications **12**, 6710 (2021).
- [27] Z. C. Zheng, Q. X. Guo, D. Jo, D. Go, L. H. Wang, H. C. Chen, W. Yin, X. M. Wang, G. H. Yu, W. He, H.-W. Lee, J. Teng, and T. Zhu, Phys. Rev. Res. **2**, 013127 (2020).
- [28] S. Lee, M.-G. Kang, D. Go, D. Kim, J.-H. Kang, T. Lee, G.-H. Lee, J. Kang, N. J. Lee, Y. Mokrousov, S. Kim, K.-J. Kim, K.-J. Lee, and B.-G. Park, Communications Physics **4**, 234 (2021).
- [29] S. Lee, M.-G. Kang, D. Go, D. Kim, J.-H. Kang, T. Lee, G.-H. Lee, J. Kang, N. J. Lee, Y. Mokrousov, S. Kim, K.-J. Kim, K.-J. Lee, and B.-G. Park, Communications Physics **4**, 234 (2021).
- [30] S. Ding, A. Ross, D. Go, L. Baldrati, Z. Ren, F. Freimuth, S. Becker, F. Kammerbauer, J. Yang, G. Jakob, Y. Mokrousov, and M. Kläui, Phys. Rev. Lett. **125**, 177201 (2020).
- [31] G. Sala and P. Gambardella, Phys. Rev. Res. **4**, 033037 (2022).
- [32] H. Hayashi, D. Jo, D. Go, T. Gao, S. Haku, Y. Mokrousov, H.-W. Lee, and K. Ando, Communications Physics **6**, 32 (2023).
- [33] T. Li, L. Liu, X. Li, X. Zhao, H. An, and K. Ando, Nano Letters **23**, 7174 (2023), pMID: 37466330.
- [34] J. Salvador-Sánchez, L. M. Canonico, A. Pérez-Rodríguez, T. P. Cysne, Y. Baba, V. Clericò, M. Vila, D. Vaquero, J. A. Delgado-Notario, J. M. Caridad, K. Watanabe, T. Taniguchi, R. A. Molina, F. Domínguez-Adame, S. Roche, E. Diez, T. G. Rappoport, and M. Amado, Phys. Rev. Res. **6**, 023212 (2024).
- [35] T. S. Seifert, D. Go, H. Hayashi, R. Rouze-gar, F. Freimuth, K. Ando, Y. Mokrousov, and T. Kampfrath, Nature Nanotechnology **18**, 1132 (2023).
- [36] M. Ünzelmann, H. Bentmann, P. Eck, T. Kißlinger, B. Geldiyev, J. Rieger, S. Moser, R. C. Vidal, K. Kißner, L. Hammer, M. A. Schneider, T. Fauster, G. Sangiovanni, D. Di Sante, and F. Reinert, Phys. Rev. Lett. **124**, 176401 (2020).
- [37] L. Salemi, M. Berritta, A. K. Nandy, and P. M. Oppeneer, Nature Communications **10**, 5381 (2019).
- [38] P. Tang and G. E. W. Bauer, arXiv:2401.17620 (2024).
- [39] P. Wang, Z. Feng, Y. Yang, D. Zhang, Q. Liu, Z. Xu, Z. Jia, Y. Wu, G. Yu, X. Xu, and Y. Jiang, npj Quantum Materials **8**, 28 (2023).
- [40] O. Busch, F. Ziolkowski, B. Göbel, I. Mertig, and J. Henk, Phys. Rev. Res. **6**, 013208 (2024).
- [41] S. Bhowal and G. Vignale, Phys. Rev. B **103**, 195309

- (2021).
- [42] S. Wu, J. S. Ross, G.-B. Liu, G. Aivazian, A. Jones, Z. Fei, W. Zhu, D. Xiao, W. Yao, D. Cobden, and X. Xu, *Nature Physics* **9**, 149 (2013).
- [43] Z. Song, R. Quhe, S. Liu, Y. Li, J. Feng, Y. Yang, J. Lu, and J. Yang, *Scientific Reports* **5**, 13906 (2015).
- [44] S. Bhowal and S. Satpathy, *Phys. Rev. B* **101**, 121112 (2020).
- [45] F. Xue, V. Amin, and P. M. Haney, *Phys. Rev. B* **102**, 161103 (2020).
- [46] T. P. Cysne, S. Bhowal, G. Vignale, and T. G. Rappoport, *Phys. Rev. B* **105**, 195421 (2022).
- [47] A. Kazantsev, A. Mills, E. O'Neill, H. Sun, G. Vignale, and A. Principi, *Phys. Rev. Lett.* **132**, 106301 (2024).
- [48] D. B. Fonseca, L. L. A. Pereira, and A. L. R. Barbosa, *Phys. Rev. B* **108**, 245105 (2023).
- [49] I. A. Ado, M. Titov, R. A. Duine, and A. Brataas, (2024), arXiv:2407.00516 [cond-mat.mes-hall].
- [50] T. Yoda, T. Yokoyama, and S. Murakami, *Nano Letters* **18**, 916 (2018).
- [51] T. Yoda, T. Yokoyama, and S. Murakami, *Scientific Reports* **5**, 12024 (2015).
- [52] S. R. Park, J. Han, C. Kim, Y. Y. Koh, C. Kim, H. Lee, H. J. Choi, J. H. Han, K. D. Lee, N. J. Hur, M. Arita, K. Shimada, H. Namatame, and M. Taniguchi, *Phys. Rev. Lett.* **108**, 046805 (2012).
- [53] J.-H. Park, C. H. Kim, H.-W. Lee, and J. H. Han, *Phys. Rev. B* **87**, 041301 (2013).
- [54] S. R. Park, C. H. Kim, J. Yu, J. H. Han, and C. Kim, *Phys. Rev. Lett.* **107**, 156803 (2011).
- [55] A. Pezo, D. García Ovalle, and A. Manchon, *Phys. Rev. B* **108**, 075427 (2023).
- [56] J.-P. Hanke, F. Freimuth, A. K. Nandy, H. Zhang, S. Blügel, and Y. Mokrousov, *Phys. Rev. B* **94**, 121114 (2016).
- [57] D. Go, F. Freimuth, J.-P. Hanke, F. Xue, O. Gomonay, K.-J. Lee, S. Blügel, P. M. Haney, H.-W. Lee, and Y. Mokrousov, *Phys. Rev. Res.* **2**, 033401 (2020).
- [58] I. Baek and H.-W. Lee, *Phys. Rev. B* **104**, 245204 (2021).
- [59] J.-i. Inoue, G. E. W. Bauer, and L. W. Molenkamp, *Phys. Rev. B* **70**, 041303 (2004).
- [60] J.-i. Inoue, T. Kato, Y. Ishikawa, H. Itoh, G. E. W. Bauer, and L. W. Molenkamp, *Phys. Rev. Lett.* **97**, 046604 (2006).
- [61] Z. Chen, R. Li, Y. Bai, N. Mao, M. Zeer, D. Go, Y. Dai, B. Huang, Y. Mokrousov, and C. Niu, *Nano Letters* **24**, 4826 (2024), pMID: 38619844.
- [62] M. Costa, B. Focassio, L. M. Canonico, T. P. Cysne, G. R. Schleder, R. B. Muniz, A. Fazzio, and T. G. Rappoport, *Phys. Rev. Lett.* **130**, 116204 (2023).
- [63] A. L. R. Barbosa, L. M. Canonico, J. H. García, and T. G. Rappoport, (2023), arXiv:2311.11715 [cond-mat.mes-hall].
- [64] D. Culcer, A. Sekine, and A. H. MacDonald, *Phys. Rev. B* **96**, 035106 (2017).
- [65] R. B. Atencia, Q. Niu, and D. Culcer, *Phys. Rev. Res.* **4**, 013001 (2022).
- [66] A. G. Linn, P. Hao, K. N. Gordon, D. Narayan, B. S. Berggren, N. Speiser, S. Reimers, R. P. Campion, V. Novák, S. S. Dhesi, T. K. Kim, C. Cacho, L. Šmejkal, T. Jungwirth, J. D. Denlinger, P. Wadley, and D. S. Dessau, *npj Quantum Materials* **8**, 19 (2023).
- [67] P. Wadley, V. Hills, M. R. Shahedkhah, K. W. Edmonds, R. P. Campion, V. Novák, B. Ouladdiaf, D. Khalyavin, S. Langridge, V. Saidl, P. Nemeč, A. W. Rushforth, B. L. Gallagher, S. S. Dhesi, F. Maccherozzi, J. Železný, and T. Jungwirth, *Scientific Reports* **5**, 17079 (2015).
- [68] K. Das, S. Lahiri, R. B. Atencia, D. Culcer, and A. Agarwal, *Phys. Rev. B* **108**, L201405 (2023).
- [69] H. Watanabe and Y. Yanase, *Phys. Rev. X* **11**, 011001 (2021).
- [70] J. Li, Z. Zhang, C. Wang, H. Huang, B.-L. Gu, and W. Duan, *Journal of Applied Physics* **128**, 191101 (2020).
- [71] C. Wang, Y. Gao, and D. Xiao, *Phys. Rev. Lett.* **127**, 277201 (2021).
- [72] H. Watanabe and Y. Yanase, *Phys. Rev. X* **11**, 011001 (2021).
- [73] F. D. M. Haldane, *Phys. Rev. Lett.* **93**, 206602 (2004).
- [74] X. Wang, D. Vanderbilt, J. R. Yates, and I. Souza, *Phys. Rev. B* **76**, 195109 (2007).
- [75] N. W. Ashcroft and N. D. Mermin, *Solid State Physics* (Holt-Saunders, 1976).
- [76] M. Cardona, *Solid State Physics: Supplement*, Solid State Physics: Advances in Research and Applications. Supplement No. 11 (Academic Press, 1969).
- [77] S. Grover, M. Bocarsly, A. Uri, P. Stepanov, G. Di Battista, I. Roy, J. Xiao, A. Y. Meltzer, Y. Myasoedov, K. Pareek, K. Watanabe, T. Taniguchi, B. Yan, A. Stern, E. Berg, D. K. Efetov, and E. Zeldov, *Nature Physics* **18**, 885 (2022).
- [78] G. Sundaram and Q. Niu, *Phys. Rev. B* **59**, 14915 (1999).
- [79] M.-C. Chang and Q. Niu, *Phys. Rev. Lett.* **75**, 1348 (1995).
- [80] M.-C. Chang and Q. Niu, *Phys. Rev. B* **53**, 7010 (1996).
- [81] T. Thonhauser, D. Ceresoli, D. Vanderbilt, and R. Resta, *Phys. Rev. Lett.* **95**, 137205 (2005).
- [82] D. Ceresoli, T. Thonhauser, D. Vanderbilt, and R. Resta, *Phys. Rev. B* **74**, 024408 (2006).
- [83] R. Resta, *Phys. Rev. Res.* **2**, 023139 (2020).
- [84] J. J. Esteve-Paredes and J. J. Palacios, *SciPost Phys. Core* **6**, 002 (2023).
- [85] J. E. Sipe and A. I. Shkrebtii, *Phys. Rev. B* **61**, 5337 (2000).
- [86] R. D. King-Smith and D. Vanderbilt, *Phys. Rev. B* **47**, 1651 (1993).
- [87] O. Busch, I. Mertig, and B. Göbel, *Phys. Rev. Res.* **5**, 043052 (2023).
- [88] F. Xuan and S. Y. Quek, *Phys. Rev. Res.* **2**, 033256 (2020).
- [89] E. I. Rashba, *Phys. Rev. B* **68**, 241315 (2003).
- [90] R. B. Atencia, D. P. Arovas, and D. Culcer, *Phys. Rev. B* **110**, 035427 (2024).
- [91] A. Khaetskii, *Phys. Rev. Lett.* **96**, 056602 (2006).
- [92] M. Gradhand, D. V. Fedorov, P. Zahn, and I. Mertig, *Phys. Rev. Lett.* **104**, 186403 (2010).
- [93] A. Ferreira, T. G. Rappoport, M. A. Cazalilla, and A. H. Castro Neto, *Phys. Rev. Lett.* **112**, 066601 (2014).
- [94] J. H. Cullen and D. Culcer, *Phys. Rev. B* **108**, 245418 (2023).