

Constraining binary mergers in AGN disks using the non-observation of lensed gravitational waves

Samson H. W. Leong,^{1,*} Justin Janquart,^{2,3,4,5} Aditya Kumar Sharma,⁶

Paul Martens,¹ Parameswaran Ajith,^{6,7} and Otto A. Hannuksela¹

¹*Department of Physics, The Chinese University of Hong Kong, Shatin, N.T., Hong Kong*

²*Department of Physics, Utrecht University, Princetonplein 1, 3584 CC Utrecht, The Netherlands*

³*Nikhef, Science Park 105, 1098 XG Amsterdam, The Netherlands*

⁴*Center for Cosmology, Particle Physics and Phenomenology - CP3,*

Université Catholique de Louvain, Louvain-La-Neuve, B-1348, Belgium

⁵*Royal Observatory of Belgium, Avenue Circulaire, 3, 1180 Uccle, Belgium*

⁶*International Centre for Theoretical Sciences, Tata Institute of Fundamental Research, Bangalore 560089, India*

⁷*Canadian Institute for Advanced Research, CIFAR Azrieli Global Scholar, MaRS*

Centre, West Tower, 661 University Ave, Toronto, ON M5G 1M1, Canada

The dense and dynamic environments within active galactic nuclei (AGN) accretion disks may serve as prolific birthplaces for binary black holes (BBHs) and one possible origin for some of the BBHs detected by gravitational-wave (GW) observatories. We show that a considerable fraction of the BBH in AGN disks will be strongly lensed by the central supermassive black hole (SMBH). Thus, the non-observation of lensed GW signals can be used to constrain the fraction of BBH binaries residing in AGN disks. The non-detection of lensing with current $\mathcal{O}(100)$ detections will be sufficient to start placing constraints on the fraction of BBHs living within accretion disks near the SMBH. In the next-generation detectors era, with $\mathcal{O}(10^5)$ BBH observations and no lensed events, we will be able to rule out most migration traps as dominant birthplaces of BBH mergers; moreover, we will be able to constrain the minimum size of the accretion disk. On the other hand, should AGNs constitute a major formation channel, lensed events from AGNs will become prominent in the future.

Introduction – Active galactic nuclei (AGN) are promising sites for stellar-origin black hole (BH) mergers [1, 2]. These binary black holes (BBHs) reside in the accretion disk of the AGN, orbiting the centre supermassive black hole (SMBH), and merge within a rapid timescale [3]. The resulting gravitational waves (GWs) [4] could be detected by current and future ground-based detectors [5–10]. These mergers are expected to be particularly abundant near the migration traps – regions in the disk where inward and outward torques exerted by the gas disk cancel [11–14]. The detection of such BBHs may provide information about their AGN environment [15–17], such as mass of the SMBH and the age of the AGN [18].

Remnant BHs from such mergers, rapidly moving through the gas disk due to the GW recoil, could produce a transient electromagnetic flare [19–23]. This could be observable for an observer perpendicular to the disk (face-on). When viewed from the plane of the disk (edge-on), the flare would be blocked by the gaseous torus surrounding the disk. However, if the BBH is located behind the SMBH, then the GW signal can be strongly lensed by the SMBH, splitting it into two “images” of the same GW [24, 25]. These images would appear as repeated waves with similar properties, except for differing amplitudes, arrival times, and phases. These lensed signals can be detected using standard lensing search methods [26, 27].

In this letter, we show that a fraction of such mergers produce detectable lensed GWs, with a lensing probability that depends on their radial distribution on the accretion disk. Consequently, the non-detection of lensed GW events will constrain the number of such systems and exclude regions of the disk as the dominant BBH merger sites.

In this letter, we show that a fraction of these AGN-BBH mergers produce lensed gravitational waves, with a lensing probability that depends on their radial distribution on the accretion disk. Consequently, the non-detection of lensed GW events will constrain the number of such systems and exclude regions of the disk as the dominant AGN-BBH production sites.

The AGN-BBH system – We consider a BBH residing within the accretion disk of an AGN, and orbiting around a SMBH of mass M_{SMBH} at a fixed radius R_{orb} . We refer to this kind of binary as AGN-BBH. We define the x -axis by the projection of the observer onto the orbital plane, and ϕ_S is the azimuthal angle of the BBH with respect to that x -axis (Fig. 1). For an observer at an angle ι , the probability of observing a binary that is located at a radius¹ $r = R_{\text{orb}}/R_{\text{Sch}}$ as strongly lensed (*i.e.* the binary falls within the volume defined by the Einstein radius θ_E , Eq. (13)), is given by:

$$p(\text{lensing} \mid r, \iota) = \frac{1}{\pi} \arccos\left(\frac{x}{\sin \iota}\right), \quad (1)$$

* samson.leong@link.cuhk.edu.hk

¹ The Schwarzschild radius is $R_{\text{Sch}} = 2GM_{\text{SMBH}}/c^2$.

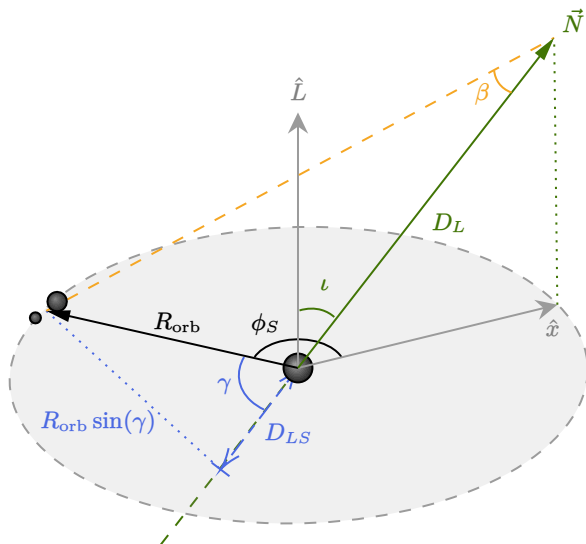


FIG. 1. **Schematic diagram of the AGN-BBH system.** Diagram showing a BBH (left) orbiting an SMBH (center). The grey ellipse is the orbital plane of the BBH around the SMBH, defined by the orbital angular momentum \hat{L} . The accretion disk is modelled as a thin disk, coplanar with the orbital plane. The observer is located at \vec{N} and represented by the green vector; its continuation below the plane is the green dashed line, and they form the optical axis. The inclination angle is ι , and the projection of \vec{N} onto the orbital plane defines the x -axis, from which the azimuthal angle of the BBH, ϕ_S , is measured. The angles subtended by the source and the SMBH, and the source and the observer are denoted by γ , and β , respectively.

where x is defined as

$$x = \frac{\sqrt{1+r^2}-1}{r}. \quad (2)$$

Assuming that observers are distributed isotropically around the SMBH (*i.e.*, no preferred orientation for AGNs), we can marginalise over ι to compute the lensing probability for BBH located at a radius r in the AGN disk

$$f_{\text{lensing|AGN}} = p(\text{lensing} | r) \quad (3)$$

$$= \int_{\arcsin x}^{\pi/2} \frac{1}{\pi} \arccos\left(\frac{x}{\sin \iota}\right) \sin(\iota) d\iota \quad (4)$$

$$\approx \frac{1}{2r}. \quad (5)$$

The final approximation is valid for large r only (for $r \gtrsim 10$, see Fig. 2) and the full derivation can be found in the appendix.

Constraining the fraction of BBHs in AGN disks – Knowing the probability of observing a lensed BBH in an AGN disk, we show that the non-detection of lensed GW events can then be used to constrain the fraction of BBHs that reside in AGN disks (f_{AGN}) among all BBH detections.

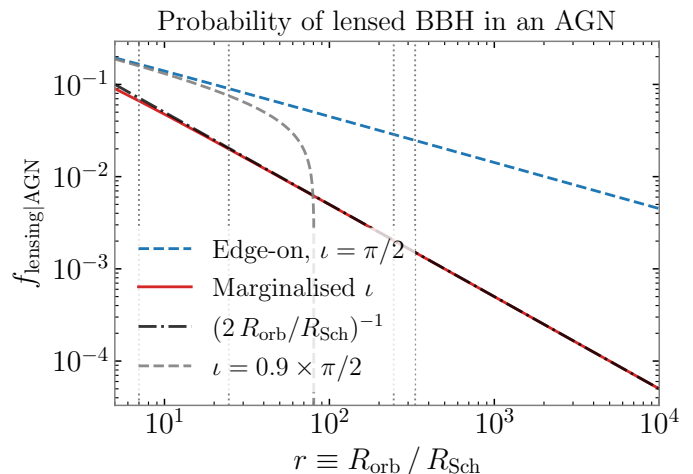


FIG. 2. **BBH lensing probability as a function of R_{orb} .** The dashed blue and grey lines represent the lensing probability (Eq. (1)) at fixed inclinations $\iota = \pi/2$ and $9\pi/20$, respectively. The former follows the $1/\sqrt{r}$ trend, and the latter has a finite radius cut-off at around $80 R_{\text{Sch}}$. Shown in red is the marginalised probability over inclination (Eq. (4), or (21)), which matches very closely $1/(2r)$ (black dash-dotted line, Eq. (5)), except for at small radius (for $r \lesssim 10$). Vertical dotted lines indicate the locations of some migration traps mentioned in various Refs. [13, 14, 28, 29], where a majority of binary black holes are expected to migrate to and merge.

First, we define f_{AGN} as the fraction of GW events that are originated from AGN among all N_{obs} observed GW events:

$$f_{\text{AGN}} \equiv \frac{N_{\text{obs. BBH from an AGN}}}{N_{\text{obs.}}}, \quad (6)$$

then, the probability of observing a lensed BBH from AGN is simply:

$$f_{\text{lensed} \wedge \text{AGN}} = f_{\text{lensing|AGN}} \times f_{\text{AGN}}, \quad (7)$$

where the conditional probability characterises the probability of detecting a lensed binary from an AGN, which is subject to the AGN geometry and potential detection loss due to demagnified images. We will address the latter issue in the discussion and appendix. For the remainder of this paper, we will assume each lensed AGN-BBH will be correctly detected and identified. For a given number of GW observations and f_{AGN} , this probability can be used to estimate the expected number of lensed events via the binomial distribution.

A non-detection of lensed events can, therefore, be used to constrain the fraction of AGN events among all observed binaries. Following Ref. [30], we define the upper bound of this AGN fraction to be the 90th percentile of the conditional distribution of f_{AGN} , *i.e.* the $f_{\text{AGN}}^{\text{upper}}$ satisfies:

$$90\% = \int_0^{f_{\text{AGN}}^{\text{upper}}} df_{\text{AGN}} p(f_{\text{AGN}} | N_{\text{obs}}, N_{\text{lensed}} = 0). \quad (8)$$

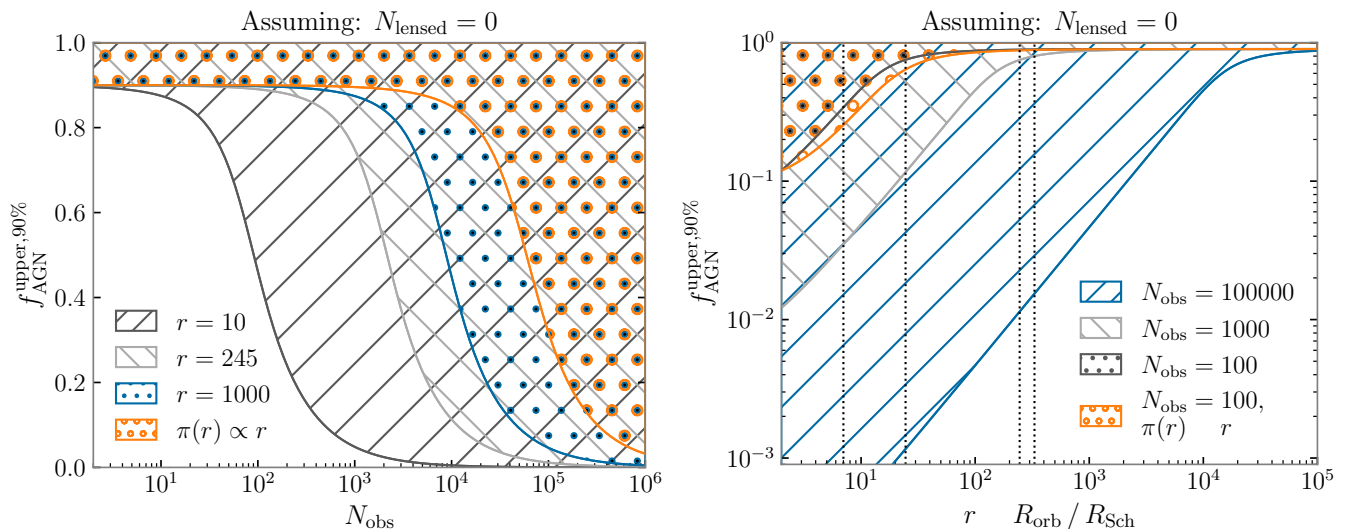


FIG. 3. **Constraints on the fraction of AGN-BBH events based on the non-detection of lensed events.** The left and right panels show the 90th percentile upper bound of f_{AGN} as a function of the number observed BBH events N_{obs} and the radial distance r from the SMBH, respectively. The hatched area represents the f_{AGN} that is ruled out by the non-detection of lensed events. In the left panel, each curve corresponds to a different fixed radial distribution of BBH around the SMBH; in particular, two grey and blue curves (hatched from the top-right and the top-left, and small circles) represent BBHs from fixed radii $r = 10$, 245 and 1000, respectively. The orange (circles) curve accounts for the whole disk case by assuming the number of BBHs grows linearly with the radius (*i.e.* BBHs distributed uniformly on the disk, with $2 \leq r \leq 10^4$). The right panel shows the disk inner region that will be excluded as the dominant BBHs production site, for three different numbers of observed events, as well as for the number of mergers growing linearly at $N_{\text{obs}} = 100$ (orange, circles). Note that in the last case, the x -axis represents the maximum disk radius, $2 \leq r \leq r_{\text{max}}$, with the same meaning as in Fig. 4. It is worth noting that, following from the definition Eq. (8), $f_{\text{AGN}}^{\text{upper},90\%}$ is 0.9 for regions with no constraint. Finally, the vertical dotted lines denote the trap locations reported in Refs. [14, 28], at $r \in \{7, 24.5, 245, 331\}$ respectively.

Figure 3 shows the constraints on f_{AGN} if we do not detect any lensed events, assuming different numbers of observed events, and across a range of orbital radii around the SMBH. With the $\mathcal{O}(100)$ events from the LIGO-Virgo-KAGRA (LVK) third observation run (O3) [31], from the left panel, we find that *if* all AGN-BBHs merge near the “last migration trap” ($\sim 10 R_{\text{Sch}}$) [14], then the fraction of AGN-BBHs events cannot be over 47% of all LVK binaries. This will be limited to within 5% when we have $\mathcal{O}(1000)$ (unlensed) observations. Most other migration traps reported are located between 100–1000 R_{Sch} [28], as an example, the light grey (hatched from the top-left) curve represents the constraint for binaries at 245 R_{Sch} . In this case, constraining the AGN-BBH fraction to less than 50% will require ~ 2200 events.

We also show, in orange (circles), the constraint when the BBHs are distributed uniformly over the entire disk (number density growing linearly with the radius, with $2 \leq r \leq 10^4$)².

In the right panel of Fig. 3, we show the upper limit

of f_{AGN} as a function of orbital radius instead. This is useful for understanding the constraints on different AGN disk models that predict AGN-BBHs located at a narrow range of radii. The dark grey curve (with small circles) is the constraint achieved with 100 events, which can only place meaningful bounds for AGN-BBHs located within 100 R_{Sch} from the centre, and at most down to $\sim 12\%$. In the era of third-generation detectors when the number of BBH events are expected to reach $\mathcal{O}(10^5)$ per year [33], a non-detection of lensed events can limit the fraction of GW events from AGNs down to 0.5–5% if the AGN-BBHs are located in the range $100 \leq r \leq 1000$, where the migration traps are expected to form, denoted by vertical grey dotted lines. This will enable us to rule out these trap locations [28] as dominant AGN-BBH production sites.

Finally, Fig. 4 shows the f_{AGN} constraint taking the contribution from the whole disk into account as a function of their maximum disk radii, R_{max} , while assuming four different disk models with 10^5 BBH observations. We find that other than small fluctuations at particular radii due to the different density profiles, the overall lensing probability drops with r_{max} regardless of models, and hence results in the largely similar constraint on f_{AGN} . This result also suggests that the non-detection of lensing is most effective at informing the minimum size

² In this simple model, with $\pi(r) \propto r$, the marginalised lensing probability is $\approx 1/r_{\text{max}}$. Thus, the lensing probability for this distribution is the same as that of the migration traps model, where the binaries are located at $r = r_{\text{max}}/2$ (*c.f.* Eq. (5)).

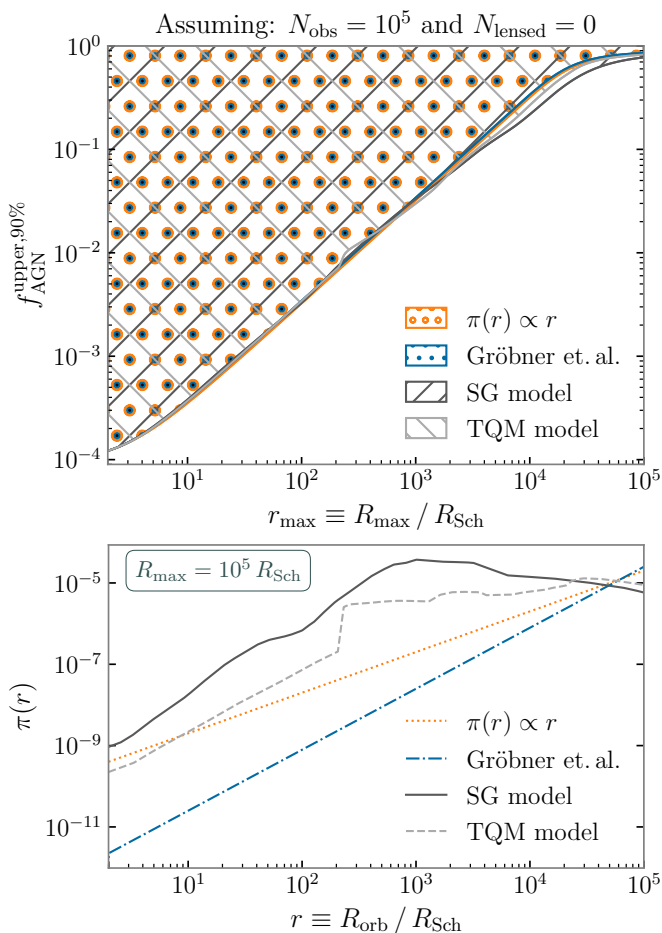


FIG. 4. **Constraints on the fraction of AGN-BBH events when they are distributed over the entire disk.** The 90th percentile upper bound of f_{AGN} is shown as a function of the maximum AGN disk radius, assuming four disk models and with 10^5 observations, in the upper panel. The hatched area represents the f_{AGN} that is ruled out by the non-detection of lensed events. The orange curve denotes the same simple disk model as in Fig. 3. The blue curve assumes the BBHs follow the radial distribution given by Eq. (19) of Ref. [32]. The last two, dark and light grey, have their radial distributions constructed from the density and height profiles from Ref. [29] (SG) and Ref. [13] (TQM), respectively. In the bottom panel, we show the several radial distributions we employed, in log-log scale, normalised to $r_{\text{max}} = 10^5$, following the same color codes as above.

of the disks, while the effects from different disk models only become significant for $r_{\text{max}} \gtrsim 2000$.

Discussion – Ref. [19] reported a plausible electromagnetic counterpart to the BBH merger event GW190521, which is consistent with a flare produced by the motion of the remnant BH through an AGN disk. Following this, Ref. [20] performed a search for electromagnetic counterparts to candidate BBH triggers from

O3 and found at most 7 pairs of GW-EM signals³, with an expectation of 3 pairs when $f_{\text{AGN}} = 0.5$. If those were real, they imply the lower bound of $f_{\text{AGN}} \approx 1$ (c.f. Eq. (14) of [20]). If we further assume all these binaries are GW190521-like, located in the migration trap at $r \approx 331$ [13, 19], then we find that with ~ 100 (1000) observations, the probability of observing at least one lensed event is 14% (78%).

Some limitations of this work are worth mentioning. For one, we used a thin disk model for the accretion disk. This assumption could be refined, but even in a full disk model, the typical aspect ratio is less than 10%. Preliminary investigations do not show significant changes to our conclusions.

When the BBH is located at a large distance from the optical axis, the second lensed image will be demagnified. This will reduce the horizon distance to lensed AGN-BBH systems from which both images are detectable. We have estimated the loss of binaries due to this is 60% in the worst-case scenario. Furthermore, when the sensitivity of the detectors is higher (e.g., next-generation detectors), and the horizon distance extends far beyond where these binaries are expected to form, first, we find that effects due to demagnification will be negligible. Moreover, when that is the case, then there are no selection effects induced by the redshift distribution. In this case, the f_{AGN} that we will report is not limited to the *observed* population of AGN-BBH, but the *actual* fraction of binaries in AGN disks.

Note that even though there could be additional effects on the gravitational lensing of binaries in the vicinity of the SMBH, such as wave-optics effects at low frequencies [24], or the potentially highly-magnified overlapping signals [34], they shall be addressed by future infrastructures for detection of lensed GWs, which shall not hamper the merit of this work as long as these lensed signals are correctly identified. Also, at distances as close as $\mathcal{O}(10) R_{\text{Sch}}$, there would be deviations from the thin-lens approximation. To this end, we have checked that changes in the deflection angle are relatively small at $r = 10$ using the exact lens equation [35]. Nevertheless, this part of the disk will only contribute to a small proportion of the whole disk, and such deviation is negligible.

Finally, while we have here excluded event counts from binary neutron stars (BNSs), the accretion disk could also host BNSs, the merger rate of which is correlated with that of BBHs [36]. For the next-generation detectors, where the expected BNS detections are higher than that of BBH, this shall render the prospective constraints even stronger.

³ There are 12 event pairs listed in Table 3 of Ref. [20]; but we find at most 7 of those can be simultaneously true, for some of the 12 pairs share the same GW or EM signal.

Conclusion – In this work, we showed that a considerable fraction of the BBH in AGN disks will be strongly lensed by the central SMBH. Thus, the non-observation of lensed GW signals can be used to constrain the fraction of BBH binaries residing in AGN disks. While the current constraints are modest, as the number of observed GW signals increases, this will allow us to set tight constraints on the fraction of AGN-BBH systems among all detections. In particular, we will be able to rule out some locations of migration traps as the dominant BBH merger sites, as well to put a lower bound on the size of the accretion disk. Future GW observatories that are expected to detect $\mathcal{O}(10^5)$ events per year, should tighten these bounds further to the sub-percent level within their first year of operation. On the other hand, if AGN-BBH is a major formation channel for BBHs, then we can expect to observe a sizable number of lensed events in the future.

Previous studies based on the existence of AGN-BBH systems [2, 20] and spatial correlation [37, 38] placed some lower bounds on the fraction of AGN-BBH events. Here, we present the upper-bound of f_{AGN} based on the non-detection of lensed events, which will further allow us to sandwich the possible f_{AGN} range and constrain different AGN models.

Besides evaluating the spatial correlation of the electromagnetic counterpart of AGN-BBH GW signals, confirmation of such AGN-BBH events can also rely on measuring the recoil direction [39, 40], and the deviations in waveform morphology due to the orbital motion around the SMBH [41–43], and the dense gaseous environment, which particularly affects the ringdown signal [44].

As a final remark, we note that confirming and characterising such AGN-BBH events is also possible via observation of one such lensed event, by utilising the large opening angle between the two lensed GW images and the Doppler lensing, which we shall defer to future work.

Acknowledgements – We would like to thank Barry McKernan and Saavik Ford for the useful discussion on understanding the properties of AGNs. We are also grateful to Shasvath J. Kapadia and Aditya Vijaykumar for their review and comments on the manuscript. We acknowledge the use of computing facilities supported by grants from the Croucher Innovation Award from the Croucher Foundation Hong Kong. J.J. is supported by the research program of the Netherlands Organisation for Scientific Research (NWO). P.M., S.H.W.L. and O.A.H. acknowledge support by grants from the Research Grants Council of Hong Kong (Project No. CUHK 14304622 and 14307923), the start-up grant from the Chinese University of Hong Kong, and the Direct Grant for Research from the Research Committee of The Chinese University of Hong Kong. A.K.S. and P.A. acknowledge the support of the Department of Atomic Energy, Government of India, under project No. RTI4001.

Thin-disk geometry

Throughout the text, we assume the source is confined to an infinitely thin disk, and a BBH on the disk can be represented by the following unit vector:

$$\hat{\mathbf{S}} = (\cos \phi_S \sin \phi_S \ 0) , \quad (9)$$

and the optical axis is:

$$\hat{\mathbf{O}} = -\hat{\mathbf{N}} = (-\sin \iota \ 0 \ -\cos \iota) . \quad (10)$$

They form an angle γ :

$$\cos \gamma = \langle \hat{\mathbf{S}}, \hat{\mathbf{O}} \rangle = -\cos \phi_S \sin \iota , \quad (11)$$

and from the geometry in Fig. 1, the following relation holds:

$$D_S \tan \beta = R_{\text{orb}} \sin \gamma , \quad (12)$$

where β is the source angle. If lensing occurs, it is bounded by the Einstein radius:

$$\beta \leq \theta_E = \sqrt{\frac{2R_{\text{Sch}}D_{LS}}{D_S D_L}} \quad (13)$$

$$= \frac{R_{\text{Sch}}}{D_L} \sqrt{2 \frac{D_{LS}}{R_{\text{Sch}}}} . \quad (14)$$

We made use of the fact that $D_S = D_L + D_{LS} \approx D_L$ on the second line. Applying this constraint to Eq. (12), we conclude

$$2 \cos \gamma \geq r \sin^2 \gamma \quad (15)$$

where, as before, we defined $r = R_{\text{orb}}/R_{\text{Sch}}$, and assumed $D_S \approx D_L$ and the small angle approximation $\tan \beta \approx \beta$. Then, we express γ in terms of ϕ_S and ι via Eq. (11) as:

$$\cos(\pi - \phi_S) \geq \frac{1}{r \sin \iota} (\sqrt{1 + r^2} - 1) , \quad (16)$$

or equivalently,

$$\phi_{S,\text{min}} = \arccos \left(\frac{1 - \sqrt{1 + r^2}}{r \sin \iota} \right) . \quad (17)$$

This means that at a given r and ι , only BBHs that are within $[\phi_{S,\text{min}}, 2\pi - \phi_{S,\text{min}}]$ can be observed as lensed BBHs. It translates into a probability:

$$\begin{aligned} p(\text{lensing} \mid r, \iota) &= \frac{1}{2\pi} [(2\pi - \phi_{S,\text{min}}) - \phi_{S,\text{min}}] \quad (18) \\ &= \frac{1}{\pi} \arccos \left(\frac{x}{\sin \iota} \right) , \quad (19) \end{aligned}$$

where x was defined as

$$x = \frac{\sqrt{1 + r^2} - 1}{r} . \quad (2)$$

Note that when $\iota = \pi/2$ (edge-on) and in the large r limit, this probability drops as $\sqrt{1/r}$. However, due to the disk geometry, any deviation from the edge-on angle will result in a drastic drop in the probability of being lensed for binaries that are slightly farther away in the disk, as shown by the grey dashed line in Fig. 2. We note that this grey line is the most conservative bound, for if the disk has finite height, this line becomes a grey band and extend the maximum radius more to the right. At each given radius, Eq. (16) also defines a minimum inclination:

$$\iota_{\min} = \arcsin(x), \quad (19)$$

we find that for $5 R_{\text{Sch}}$ (and beyond), no lensed binaries will be observed for inclination smaller than 0.96 rad. From this we can define the *probability of a lensed BBH in an AGN at a radius r* by marginalising over the observer angle:

$$\begin{aligned} f_{\text{lensing|AGN}} &= p(\text{lensing} | r) \\ &= \int_{\iota_{\min}}^{\pi/2} \frac{1}{\pi} \arccos\left(\frac{x}{\sin \iota}\right) \sin(\iota) d\iota \quad (4) \end{aligned}$$

$$= \int_1^x \frac{1}{\pi} \arccos(y) \frac{1}{y^2} \frac{-x^2}{\sqrt{y^2 - x^2}} dy \quad (20)$$

$$= \frac{1-x}{2} \quad (21)$$

the extra factor of $\sin(\iota)$ accounts for the isotropic probability distribution of the observer around the SMBH. In the large r limit, $x \rightarrow 1 - 1/r$, which gives us the approximation in Eq. (5).

The AGN constraint

Assuming that we have N_{obs} BBHs, and a fraction $f_{\text{lensed} \wedge \text{AGN}}$ of them is both lensed and from an AGN, then the *expected number of such lensed GW coming from an AGN* is the mean of its probability mass function, which is given by the binomial distribution:

$$p(N_{\text{lensed}} | N_{\text{obs}}, k) = \binom{N_{\text{obs}}}{N_{\text{lensed}}} k^{N_{\text{lensed}}} (1-k)^{N_{\text{obs}} - N_{\text{lensed}}}, \quad (22)$$

where $k = f_{\text{lensed} \wedge \text{AGN}}$ in this case. In order to find the upper bound of f_{AGN} , we made the assumption that all lensed events originate from an AGN, hence we replace the $N_{\text{lensed} \wedge \text{AGN}}$ with simply N_{lensed} . One can always relax this assumption with the knowledge of the proportions of lensed systems in our Universe.

Notice that $k = f_{\text{lensed} \wedge \text{AGN}}$ is an implicit function of R_{orb} and f_{AGN} , and therefore we could write:

$$p(N_{\text{lensed}} | N_{\text{obs}}, k) = p(N_{\text{lensed}} | N_{\text{obs}}, f_{\text{AGN}}, R_{\text{orb}}), \quad (23)$$

and from Bayes' theorem, we obtain:

$$\begin{aligned} p(f_{\text{AGN}} | N_{\text{obs}}, N_{\text{lensed}}) \\ \propto \int p(N_{\text{lensed}} | N_{\text{obs}}, f_{\text{AGN}}, R_{\text{orb}}) \pi(R_{\text{orb}}) dR_{\text{orb}} \quad (24) \end{aligned}$$

and $\pi(R_{\text{orb}})$ is the probability distribution of BBHs across the AGN disk, which we show in the lower panel of Fig. 4. For the Gröber et. al. model, we adopted the radial part of Eq. (14) in Ref. [32] as our radial distribution. For the SG [29] and TQM [13] models, we constructed the radial distribution from the density ($\rho(r)$) and aspect ratio ($h(r)/r$) profiles, as follow: $\pi(r) \propto r \times h(r) \times \rho(r)$. Ideally, $\pi(r)$ should be proportional to the local merger rate of the disk, but if we assume all BBHs merges at the same rate, then the net rate is only proportional to the local density. Thus, it is sufficient to know the radial distribution of the binaries.

Effects from the demagnified images

For each pair of images that are lensed by the SMBH, one of them is always demagnified, and the amplitude of the signal will be reduced. Effectively, this means that the horizon distance of a given binary will be shortened. In this section, we will estimate the maximum loss in merger rate due to the demagnified images.

First, for the unlensed signals, we model their merger rate as a function of the horizon redshift (z_{H}) via:

$$\mathcal{R}_{\text{U}}(z_{\text{H}}) = \int_0^{z_{\text{H}}} \frac{R_{\text{Oguri}}(z) dV_{\text{c}}}{1+z} dz, \quad (25)$$

here, dV_{c}/dz is the differential comoving volume, and we assume the BBH distribution follows R_{Oguri} , from Ref. [45].

Then, for each binary, at a dimensionless position y w.r.t. to the SMBH lens, will receive a (de)magnification μ_{\pm} which depends on y assuming the SMBH being a point mass lens. Therefore, for each position y , the effective horizon distance is related to the unlensed horizon distance as follows [46]:

$$\frac{D_{\text{H}}^{\text{eff}}}{\sqrt{\mu_{\pm}(y)} D_{\text{H}}} = \left(\frac{1 + z(D_{\text{H}}^{\text{eff}})}{1 + z(D_{\text{H}})} \right)^{5/6}, \quad (26)$$

note that the horizon redshift and distance are defined naturally as $z_{\text{H}} = z(D_{\text{H}})$, assuming the Planck-2018 cosmology. Therefore, the magnified and demagnified merger rates can be computed by integrating Eq. (25) up to the effective horizon redshift for each y , which we further marginalised over by assuming $p(y) \propto y$:

$$\mathcal{R}_{\pm}(D_{\text{H}}) = \int_0^1 p(y) \int_0^{z_{\text{H}}^{\text{eff}}(y)} \frac{R_{\text{Oguri}}(z) dV_{\text{c}}}{1+z} dz dy. \quad (27)$$

We found that for the horizon distance ranges from (100 to 10^6) Mpc, the ratio between the demagnified merger rate and the unlensed one, $\mathcal{R}_-(D_H)/\mathcal{R}_U(D_H)$, is about 90% for $D_H < 10^3$ Mpc and is minimal at around 3×10^4 Mpc at $\sim 40\%$. This means that for the LIGO binaries, it amounts to multiplying the lensing probability of Eq. (7) by 0.9, which would not significantly affect our results above, as the dominant source of uncertainty originates from the uncertainty in the orbital radii. On the other hand, with third-generation detectors, the horizon distance is far beyond 3×10^4 Mpc, in which case the ratio is close to unity, and there will be no bias resulting from demagnification.

-
- [1] K. E. S. Ford, I. Bartos, B. McKernan, Z. Haiman, A. Corsi, A. Keivani, S. Marka, R. Perna, M. Graham, N. P. Ross, D. Stern, J. Bellovary, E. Berti, M. O’Dowd, W. Lyra, M.-M. M. Low, and Z. Marka, AGN (and other) astrophysics with gravitational wave events (2019), [arXiv:1903.09529](https://arxiv.org/abs/1903.09529) [astro-ph.HE].
- [2] K. E. S. Ford and B. McKernan, Binary black hole merger rates in AGN discs versus nuclear star clusters: loud beats quiet, *Monthly Notices of the Royal Astronomical Society* **517**, 5827 (2022), <https://academic.oup.com/mnras/article-pdf/517/4/5827/46977047/stac2861.pdf>.
- [3] A. Secunda, J. Bellovary, M.-M. M. Low, K. E. S. Ford, B. McKernan, N. W. C. Leigh, W. Lyra, and Z. Sándor, Orbital migration of interacting stellar mass black holes in disks around supermassive black holes, *The Astrophysical Journal* **878**, 85 (2019).
- [4] W. Ishibashi and M. Gröbner, Evolution of binary black holes in AGN accretion discs: Disc-binary interaction and gravitational wave emission, *Astronomy & Astrophysics* **639**, A108 (2020).
- [5] J. Aasi *et al.* (The LIGO Scientific Collaboration), Advanced LIGO, *Classical and Quantum Gravity* **32**, 074001 (2015).
- [6] F. Acernese *et al.* (Virgo Collaboration), Advanced Virgo: a second-generation interferometric gravitational wave detector, *Class. Quant. Grav.* **32**, 024001 (2015), [arXiv:1408.3978](https://arxiv.org/abs/1408.3978) [gr-qc].
- [7] T. Akutsu *et al.*, Overview of KAGRA: Detector design and construction history (2020), [arXiv:2005.05574](https://arxiv.org/abs/2005.05574) [physics.ins-det].
- [8] D. Reitze *et al.*, Cosmic Explorer: The U.S. Contribution to Gravitational-Wave Astronomy beyond LIGO, *Bulletin of the AAS* **51** (2019), [arXiv:1907.04833](https://arxiv.org/abs/1907.04833).
- [9] A. Grado, Einstein telescope, the future generation of ground based gravitational wave detectors, *Journal of Physics: Conference Series* **2429**, 012041 (2023).
- [10] K. Ackley, V. B. Adya, P. Agrawal, P. Altin, G. Ashton, M. Bailes, E. Baltinas, A. Barbuio, D. Beniwal, C. Blair, and et al., Neutron star extreme matter observatory: A kilohertz-band gravitational-wave detector in the global network, *Publications of the Astronomical Society of Australia* **37**, e047 (2020).
- [11] Y. Yang, I. Bartos, Z. Haiman, B. Kocsis, Z. Márka, N. C. Stone, and S. Márka, Agn disks harden the mass distribution of stellar-mass binary black hole mergers, *The Astrophysical Journal* **876**, 122 (2019).
- [12] B. McKernan, K. E. S. Ford, W. Lyra, and H. B. Perets, Intermediate mass black holes in AGN discs – I. Production and growth, *Monthly Notices of the Royal Astronomical Society* **425**, 460 (2012), <https://academic.oup.com/mnras/article-pdf/425/1/460/3206708/425-1-460.pdf>.
- [13] T. A. Thompson, E. Quataert, and N. Murray, Radiation Pressure-supported Starburst Disks and Active Galactic Nucleus Fueling, *The Astrophysical Journal* **630**, 167 (2005).
- [14] P. Peng and X. Chen, The last migration trap of compact objects in AGN accretion disc, *Monthly Notices of the Royal Astronomical Society* **505**, 1324 (2021), <https://academic.oup.com/mnras/article-pdf/505/1/1324/38391133/stab1419.pdf>.
- [15] Y.-Z. Wang, Y.-Z. Fan, S.-P. Tang, Y. Qin, and D.-M. Wei, Mass and effective spin distributions of binary black hole events: Evidence for a population of hierarchical black hole mergers in active galactic nuclei disks, *arXiv e-prints*, [arXiv:2110.10838](https://arxiv.org/abs/2110.10838) (2021), [arXiv:2110.10838](https://arxiv.org/abs/2110.10838) [astro-ph.HE].
- [16] B. McKernan, K. E. S. Ford, R. O’Shaughnessy, and D. Wysocki, Monte Carlo simulations of black hole mergers in AGN discs: Low χ_{eff} mergers and predictions for LIGO, *Monthly Notices of the Royal Astronomical Society* **494**, 1203 (2020), <https://academic.oup.com/mnras/article-pdf/494/1/1203/33029648/staa740.pdf>.
- [17] N. C. Stone, B. D. Metzger, and Z. Haiman, Assisted inspirals of stellar mass black holes embedded in AGN discs: solving the ‘final au problem’, *Monthly Notices of the Royal Astronomical Society* **464**, 946 (2016), <https://academic.oup.com/mnras/article-pdf/464/1/946/18512767/stw2260.pdf>.
- [18] A. Vajpeyi, E. Thrane, R. Smith, B. McKernan, and K. E. S. Ford, Measuring the properties of active galactic nuclei disks with gravitational waves, *The Astrophysical Journal* **931**, 82 (2022).
- [19] M. J. Graham, K. E. S. Ford, B. McKernan, N. P. Ross, D. Stern, K. Burdge, M. Coughlin, S. G. Djorgovski, A. J. Drake, D. Duev, M. Kasliwal, A. A. Mahabal, S. van Velzen, J. Belecki, E. C. Bellm, R. Burruss, S. B. Cenko, V. Cunningham, G. Helou, S. R. Kulkarni, F. J. Masci, T. Prince, D. Reiley, H. Rodriguez, B. Rusholme, R. M. Smith, and M. T. Soumagnac, Candidate Electromagnetic Counterpart to the Binary Black Hole Merger Gravitational-Wave Event S190521g, *Phys. Rev. Lett.* **124**, 251102 (2020).
- [20] M. J. Graham, B. McKernan, K. E. S. Ford, D. Stern, S. G. Djorgovski, M. Coughlin, K. B. Burdge, E. C. Bellm, G. Helou, A. A. Mahabal, F. J. Masci, J. Purdum, P. Rosnet, and B. Rusholme, A Light in the Dark: Searching for Electromagnetic Counterparts to Black Hole–Black Hole Mergers in LIGO/Virgo O3 with the Zwicky Transient Facility, *The Astrophysical Journal* **942**, 99 (2023).
- [21] B. McKernan, K. E. S. Ford, I. Bartos, M. J. Graham, W. Lyra, S. Marka, Z. Marka, N. P. Ross, D. Stern, and Y. Yang, Ram-pressure stripping of a kicked hill sphere: Prompt electromagnetic emission from the merger of stellar mass black holes in an agn accretion disk, *The Astrophysical Journal Letters* **884**, L50 (2019).

- [22] J.-M. Wang, J.-R. Liu, L. C. Ho, Y.-R. Li, and P. Du, Accretion-modified Stars in Accretion Disks of Active Galactic Nuclei: Gravitational-wave Bursts and Electromagnetic Counterparts from Merging Stellar Black Hole Binaries, *The Astrophysical Journal Letters* **916**, L17 (2021).
- [23] A. Loeb, Observable signatures of a black hole ejected by gravitational-radiation recoil in a galaxy merger, *Phys. Rev. Lett.* **99**, 041103 (2007).
- [24] R. Takahashi and T. Nakamura, Wave effects in the gravitational lensing of gravitational waves from chirping binaries, *The Astrophysical Journal* **595**, 1039 (2003).
- [25] M. Millon, F. Courbin, A. Galan, D. Sluse, X. Ding, M. Tewes, and S. G. Djorgovski, Strong gravitational lensing by agns as a probe of the quasar–host relations in the distant universe, *Nature Astronomy* **7**, 959–966 (2023).
- [26] K. Haris, A. K. Mehta, S. Kumar, T. Venumadhav, and P. Ajith, Identifying strongly lensed gravitational wave signals from binary black hole mergers (2018), [arXiv:1807.07062 \[gr-qc\]](https://arxiv.org/abs/1807.07062).
- [27] A. Liu, I. C. F. Wong, S. H. W. Leong, A. More, O. A. Hannuksela, and T. G. F. Li, Exploring the hidden Universe: a novel phenomenological approach for recovering arbitrary gravitational-wave millilensing configurations, *Mon. Not. Roy. Astron. Soc.* **525**, 4149 (2023), [arXiv:2302.09870 \[gr-qc\]](https://arxiv.org/abs/2302.09870).
- [28] J. M. Bellovary, M.-M. M. Low, B. McKernan, and K. E. S. Ford, Migration traps in disks around supermassive black holes, *The Astrophysical Journal Letters* **819**, L17 (2016).
- [29] E. Sirko and J. Goodman, Spectral energy distributions of marginally self-gravitating quasi-stellar object discs, *Monthly Notices of the Royal Astronomical Society* **341**, 501 (2003), <https://academic.oup.com/mnras/article-pdf/341/2/501/3858763/341-2-501.pdf>.
- [30] S. Basak, A. Ganguly, K. Haris, S. Kapadia, A. K. Mehta, and P. Ajith, Constraints on compact dark matter from gravitational wave microlensing, *The Astrophysical Journal Letters* **926**, L28 (2022).
- [31] R. Abbott *et al.* (The LIGO Scientific Collaboration and the Virgo Collaboration), GWTC-2.1: Deep extended catalog of compact binary coalescences observed by LIGO and Virgo during the first half of the third observing run, *Phys. Rev. D* **109**, 022001 (2024).
- [32] M. Gröbner, W. Ishibashi, S. Tiwari, M. Haney, and P. Jetzer, Binary black hole mergers in AGN accretion discs: gravitational wave rate density estimates, *Astron. Astrophys.* **638**, A119 (2020), [arXiv:2005.03571 \[astro-ph.GA\]](https://arxiv.org/abs/2005.03571).
- [33] M. Evans *et al.*, Cosmic Explorer: A Submission to the NSF MPSAC ngGW Subcommittee (2023), [arXiv:2306.13745 \[astro-ph.IM\]](https://arxiv.org/abs/2306.13745).
- [34] R. K. L. Lo, L. Vujeva, J. M. Ezquiaga, and J. C. L. Chan, Observational Signatures of Highly Magnified Gravitational Waves from Compact Binary Coalescence (2024), [arXiv:2407.17547 \[gr-qc\]](https://arxiv.org/abs/2407.17547).
- [35] V. Bozza, Comparison of approximate gravitational lens equations and a proposal for an improved new one, *Phys. Rev. D* **78**, 103005 (2008).
- [36] B. McKernan, K. E. S. Ford, and R. O’Shaughnessy, Black hole, neutron star, and white dwarf merger rates in AGN discs, *Monthly Notices of the Royal Astronomical Society* **498**, 4088 (2020), <https://academic.oup.com/mnras/article-pdf/498/3/4088/33796400/staa2681.pdf>.
- [37] N. Veronesi, E. M. Rossi, S. van Velzen, and R. Buscicchio, Detectability of a spatial correlation between stellar mass black hole mergers and active galactic nuclei in the local Universe, *Monthly Notices of the Royal Astronomical Society* **514**, 2092 (2022).
- [38] I. Bartos, Z. Haiman, Z. Marka, B. D. Metzger, N. C. Stone, and S. Marka, Gravitational-wave localization alone can probe origin of stellar-mass black hole mergers, *Nature Communications* **8**, 831 (2017).
- [39] S. H. W. Leong, J. Calderón Bustillo, and K. Chandra, Informing multi-messenger observations of black-hole mergers in AGNs with black-hole recoils, In prep. (2024).
- [40] J. Calderón Bustillo, S. H. W. Leong, and K. Chandra, [GW190412: measuring a black-hole recoil direction through higher-order gravitational-wave modes](https://arxiv.org/abs/2211.03465) (2022), [2211.03465](https://arxiv.org/abs/2211.03465).
- [41] S. L. Morton, S. Rinaldi, A. Torres-Orjuela, A. Derdzinski, M. P. Vaccaro, and W. Del Pozzo, GW190521: A binary black hole merger inside an active galactic nucleus?, *Phys. Rev. D* **108**, 123039 (2023).
- [42] A. Vijaykumar, A. Tiwari, S. J. Kapadia, K. G. Arun, and P. Ajith, Waltzing binaries: Probing the line-of-sight acceleration of merging compact objects with gravitational waves, *The Astrophysical Journal* **954**, 105 (2023).
- [43] A. Vijaykumar, S. J. Kapadia, and P. Ajith, Can a binary neutron star merger in the vicinity of a supermassive black hole enable a detection of a post-merger gravitational wave signal?, *Monthly Notices of the Royal Astronomical Society* **513**, 3577 (2022), <https://academic.oup.com/mnras/article-pdf/513/3/3577/43690998/stac1131.pdf>.
- [44] S. H. W. Leong, J. Calderón Bustillo, M. Gracia-Linares, and P. Laguna, Detectability of dense-environment effects on black-hole mergers: The scalar field case, higher-order ringdown modes, and parameter biases, *Phys. Rev. D* **108**, 124079 (2023), [arXiv:2308.03250 \[gr-qc\]](https://arxiv.org/abs/2308.03250).
- [45] M. Oguri, Effect of gravitational lensing on the distribution of gravitational waves from distant binary black hole mergers, *Mon. Not. Roy. Astron. Soc.* **480**, 3842 (2018), [arXiv:1807.02584 \[astro-ph.CO\]](https://arxiv.org/abs/1807.02584).
- [46] B. Allen, W. G. Anderson, P. R. Brady, D. A. Brown, and J. D. E. Creighton, FINDCHIRP: An Algorithm for detection of gravitational waves from inspiraling compact binaries, *Phys. Rev. D* **85**, 122006 (2012), [arXiv:gr-qc/0509116](https://arxiv.org/abs/gr-qc/0509116).