

Spontaneous magnetic field and disorder effects in $\text{BaPtAs}_{1-x}\text{Sb}_x$ with honeycomb network

Tadashi Adachi,^{1,*} Taiki Ogawa,^{2,3} Yota Komiyama,^{1,4} Takuya Sumura,¹ Yuki Saito-Tsuboi,³ Takaaki Takeuchi,³ Kohei Mano,³ Kaoru Manabe,² Koki Kawabata,¹ Tsuyoshi Imazu,⁵ Akihiro Koda,⁶ Wataru Higemoto,⁷ Hiroataka Okabe,^{6,8} Jumpei G. Nakamura,⁶ Takashi U. Ito,⁷ Ryosuke Kadono,⁶ Christopher Baines,⁹ Isao Watanabe,⁴ Takanori Kida,¹⁰ Masayuki Hagiwara,¹⁰ Yoshiki Imai,¹¹ Jun Goryo,⁵ Minoru Nohara,¹² and Kazutaka Kudo^{2,13}

¹*Department of Engineering and Applied Sciences,
Sophia University, 7-1 Kioi-cho, Chiyoda-ku, Tokyo 102-8554, Japan*

²*Department of Physics, Graduate School of Science,
Osaka University, 1-1 Machikaneyama, Toyonaka 560-0043, Japan*

³*Research Institute for Interdisciplinary Science, Okayama University,
3-1-1 Tsushimanaka, Kita-ku, Okayama 700-8530, Japan*

⁴*Nuclear Structure Research Group, Nishina Center for Accelerator-Based
Science, RIKEN, 2-1 Hirosawa, Wako 351-0198, Japan*

⁵*Department of Mathematics and Physics, Hirosaki University, 3 Bunkyo-cho, Hirosaki 036-8561, Japan*

⁶*Institute of Materials Structure Science, High Energy Accelerator
Research Organization (KEK-IMSS), 1-1 Oho, Tsukuba 305-0801, Japan*

⁷*Advanced Science Research Center, Japan Atomic Energy Agency, 2-4 Shirakata, Tokai 319-1195, Japan*

⁸*Institute for Materials Research, Tohoku University,
2-1-1 Katahira, Aoba-ku, Sendai 980-8577, Japan*

⁹*Laboratory for Muon Spin Spectroscopy, Paul Scherrer Institut,
Forschungsstrasse 111, 5232 Villigen PSI, Switzerland*

¹⁰*Center for Advanced High Magnetic Field Science, Graduate School of Science,
Osaka University, 1-1 Machikaneyama, Toyonaka 560-0043, Japan*

¹¹*Department of Physics, Okayama University of Science,
1-1 Ridai-cho, Kita-ku, Okayama 700-0005, Japan*

¹²*Department of Quantum Matter, Hiroshima University,
1-3-1 Kagamiyama, Higashi-Hiroshima 739-8530, Japan*

¹³*Institute for Open and Transdisciplinary Research Initiatives,
Osaka University, 1-1 Yamadaoka, Suita 565-0871, Japan*

(Dated: March 19, 2025)

Chiral superconductivity exhibits the formation of novel electron pairs that breaks the time-reversal symmetry and has been actively studied in various quantum materials in recent years. However, despite its potential to provide definitive information, effects of disorder in the crystal structure on the chiral superconductivity has not yet been clarified, and therefore the investigation using a solid-solution system is desirable. We report muon-spin-relaxation (μSR) results of layered pnictide $\text{BaPtAs}_{1-x}\text{Sb}_x$ with a honeycomb network composed of Pt and (As, Sb). We observed an increase of the zero-field muon-spin relaxation rate in the superconducting (SC) state at the Sb end of $x = 1.0$, suggesting the occurrence of spontaneous magnetic field due to the time-reversal symmetry breaking in the SC state. On the other hand, spontaneous magnetic field was almost and completely suppressed for the As-Sb mixed samples of $x = 0.9$ and 0.2 , respectively, suggesting that the time-reversal symmetry breaking SC state in $x = 1.0$ is sensitive to disorder. The magnetic penetration depth estimated from transverse-field μSR measurements at $x = 1.0$ and 0.2 behaved like weak-coupling s -wave superconductivity. These seemingly incompatible zero-field and transverse-field μSR results of $\text{BaPtAs}_{1-x}\text{Sb}_x$ with $x = 1.0$ could be understood in terms of chiral d -wave superconductivity with point nodes on the three-dimensional Fermi surface.

I. INTRODUCTION

Chiral superconductivity is a new class of superconductivity that has attracted much attention over the past decade. In a chiral superconducting (SC) state, the orbital motion of SC electron pairs creates a spontaneous magnetic field, which is a manifestation of broken time-reversal symmetry. Chiral superconductivity has been

proposed in a variety of materials exhibiting a wide variety of pairing symmetries. [1] For example, a chiral singlet state in Sr_2RuO_4 , [2–4] E_{2u} triplet state in UPt_3 , [5, 6] chiral d -wave state in URu_2Si_2 , [7, 8] and non-unitary p -wave state in $\text{Pr}_{1-x}\text{La}_x\text{Pt}_4\text{Ge}_{12}$ [9, 10] have been proposed.

A standard way to demonstrate chiral superconductivity is to detect spontaneous magnetic field. Muon spin relaxation (μSR) [11] and polar Kerr effect measurements are two techniques that have been used to detect the appearance of spontaneous magnetic field. [1] μSR is a highly sensitive probe to detect a weak magnetic field in

* Corresponding author: t-adachi@sophia.ac.jp

a sample as small as $\sim 1 \mu\text{T}$. Muons injected into a sample stop at a potentially stable position in the crystal structure and sense the local magnetic field, causing Larmor precession. Muons decay and emit positrons, and the direction of emission has the highest probability of being parallel to the direction of the muon spin at the time of decay. Therefore, through the spatial distribution of positrons, the information on the local magnetism in the sample is obtained via muon spins. μSR has made significant contributions to the study of strongly correlated electron systems and superconductors. [12–15]

A honeycomb network has a potential to provide a chiral SC state. Due to the symmetry of the honeycomb network, the $d_{x^2-y^2}$ - and d_{xy} -wave symmetries are degenerate in the SC state. In this case, a $(d_{x^2-y^2} + id_{xy})$ -wave SC symmetry could be realized as the time-reversal symmetry breaking SC state. [16] In 2011, Nishikubo *et al.* discovered superconductivity with the SC transition temperature $T_c \sim 2.4 \text{ K}$ in layered pnictide SrPtAs ($P6_3/mmc$, D_{6h}^4 , No. 194) with the honeycomb network composed of Pt and As. [17] Following this discovery, it was theoretically proposed that SrPtAs was a candidate material for chiral d -wave superconductivity. [18] In fact, Biswas *et al.* [19] observed an increase in the muon-spin relaxation rate below T_c from zero-field (ZF) μSR , suggesting the occurrence of spontaneous magnetic field due to the time-reversal symmetry breaking in the SC state. Nuclear quadrupole resonance (NQR) [20] and magnetic penetration depth [21] measurements proposed full-gap spin-singlet superconductivity, while the theory by Ueki *et al.* [22] suggested that the chiral d -wave state was also able to explain the NQR and penetration-depth results. On the other hand, unconventional f -wave superconductivity was also proposed from NQR. [23] Therefore, details of the chiral SC state of SrPtAs are not yet clear.

Formerly, we discovered a superconductor with the honeycomb network composed of Pt and (As, Sb), $\text{BaPtAs}_{1-x}\text{Sb}_x$ with the SrPtSb -type structure ($P\bar{6}m2$, D_{3h}^1 , No. 187). [24–26] Comparing the Sb end of $x = 1.0$ with $x = 0.2$, T_c of $x = 1.0$ is about half of that of $x = 0.2$, even though the electronic specific-heat coefficient and the Debye temperature are comparable between $x = 1.0$ and 0.2 . [26] This suggests an unconventional SC state of $\text{BaPtAs}_{1-x}\text{Sb}_x$. A theoretical estimation on susceptibilities of the system also supports the unconventional pairing. [27] In this study, μSR measurements were carried out in several Sb compositions of $\text{BaPtAs}_{1-x}\text{Sb}_x$ to investigate the possible spontaneous magnetic field, the pairing symmetry of superconductivity and the SC gap.

II. EXPERIMENTAL

Polycrystalline samples of $\text{BaPtAs}_{1-x}\text{Sb}_x$ ($P\bar{6}m2$, D_{3h}^1 , No. 187) were synthesized by heating a mixture of Ba, Pt, PtAs_2 , and Sb powders in an alumina crucible sealed in an evacuated quartz tube. Details of the preparation method have already been published else-

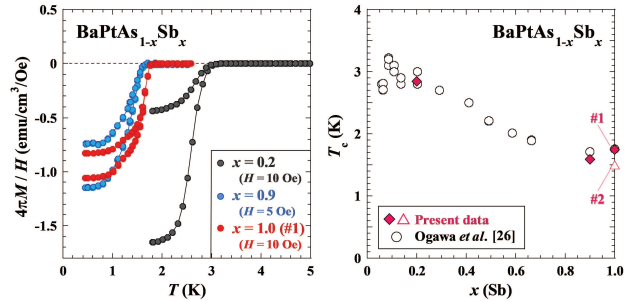


FIG. 1. (Color online) (left) Temperature dependence of the magnetization of $\text{BaPtAs}_{1-x}\text{Sb}_x$ in magnetic fields of 5 and 10 Oe. No correction for the demagnetizing field has been made. (right) Sb-concentration x dependence of T_c estimated from the magnetization of $\text{BaPtAs}_{1-x}\text{Sb}_x$. Open circles are our preceding results from Ref. [26].

where. [24–26] μSR measurements were performed at $x = 0.2, 0.9$ and 1.0 (#1 and #2). Temperature dependence of the magnetization for these samples are shown in Fig. 1(a). Magnetization measurements were carried out at low temperatures down to 0.45 K, using a SC quantum interference device magnetometer. It is found that all samples exhibit bulk superconductivity. Figure 1(b) shows the Sb concentration dependence of T_c obtained by extrapolating the steepest part of the shielding diamagnetism to zero susceptibility, except for $x = 1.0$ (#2) where T_c is defined as the temperature of the zero resistivity, together with our preceding results. [26] The sample of $x = 0.2$ has high T_c of 2.8 K, while $x = 0.9$ and 1.0 have low T_c values of 1.5 – 1.7 K. It is noted for $x = 1.0$ that T_c of #1 (#2) is 1.7 (1.5) K. Considering the slightly larger normal-state relaxation rate of muon spins for #2, as described in the results, the quality of the sample is considered to be better for #1.

To investigate the spontaneous magnetic field, ZF- and longitudinal-field (LF) μSR measurements were carried out using dilution refrigerator and ^3He cryostat installed on the D1 and S1 lines of Materials and Life Science Experimental Facility (MLF), J-PARC, Japan, respectively. In addition, in order to measure the magnetic penetration depth, transverse-field (TF) μSR measurements were conducted using dilution refrigerator installed on the LTF spectrometer at Paul Scherrer Institut (PSI), Switzerland and the D1 line at MLF, J-PARC. To verify the presence of spontaneous magnetic field in the SC state, it is necessary to reduce the residual magnetic field at the sample position in the μSR spectrometer as much as possible. In the present study, the residual magnetic field was kept as small as possible by using the active field-cancellation technique. That is, the magnetic field at the sample position was calculated from the values of the magnetic field measured by magnetic flux meters installed at four locations around the sample position, and

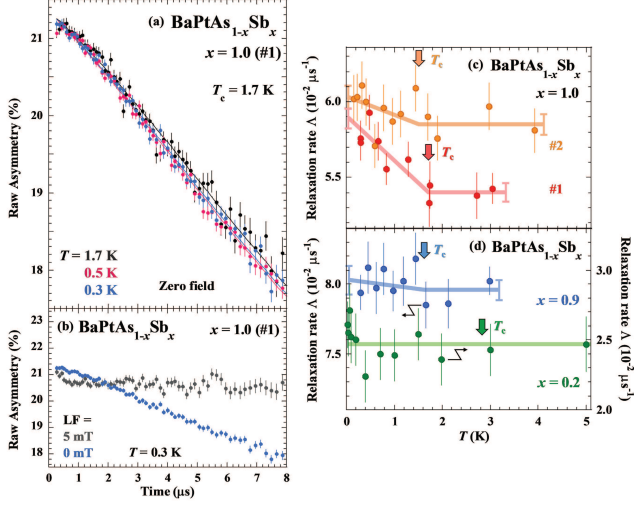


FIG. 2. (Color online) (a) Zero-field μ SR time spectra below and at $T_c = 1.7$ K and (b) longitudinal-field spectra at 0.3 K of $\text{BaPtAs}_{1-x}\text{Sb}_x$ with $x = 1.0$ (#1). (c)(d) Temperature dependence of the relaxation rate of muon spins Λ in $\text{BaPtAs}_{1-x}\text{Sb}_x$ with $x = 0.2, 0.9, 1.0$ (#1, #2). Solid lines of $x = 0.9$ and 1.0 (#1, #2) are fitting results assuming that Λ is temperature-independent above T_c and changes linearly below T_c . Error bars at the end of fitting lines represent the standard deviation of each fitting. Solid line of $x = 0.2$ is to guide the readers' eye.

current is applied to the compensating coil so that the value approaches zero. The magnetic field at the sample position was monitored before and after the measurement using a Hall sensor, and the magnetic field near the surface of the cryostat was monitored during the μ SR measurements. As a result, the residual magnetic field during the μ SR measurements could be kept below $\sim 0.7 \mu\text{T}$, which is comparable to the value in a previous study in which spontaneous magnetic field was detected. [28]

III. RESULTS

Figure 2(a) shows typical ZF- μ SR time spectra of $\text{BaPtAs}_{1-x}\text{Sb}_x$ with $x = 1.0$ (#1). The overall behavior of the muon-spin relaxation is Gaussian-like, indicating the dominant contribution of the nuclear spins. It is found that the relaxation at 0.3 and 0.5 K below T_c is slightly but clearly faster than that at $T_c = 1.7$ K, suggesting that the internal magnetic field at the muon site increases in the SC state. LF- μ SR at $LF = 5$ mT below T_c shown in Fig. 2(b) reveals flat spectrum above $\sim 1 \mu\text{s}$ [29], suggesting that the internal magnetic field has no fluctuating component and therefore it is the quasi-static magnetism.

To obtain detailed information on the internal magnetic field, the spectra were analyzed using the following

Equation (1),

$$A(t) = A_0^{\text{ZF}} \exp(-\Lambda t) G_Z(\Delta, t) + A_{\text{BG}}^{\text{ZF}}. \quad (1)$$

A_0^{ZF} is the initial asymmetry at $t = 0$, Λ is the relaxation rate of muon spins, $G_Z(\Delta, t)$ is the static Kubo-Toyabe function indicating the contribution of the nuclear dipole fields at the muon site. Δ is the distribution width of the nuclear dipole fields, $A_{\text{BG}}^{\text{ZF}}$ is the time-independent background asymmetry due to muons stopped in the Ag plate on which the sample is mounted and in the parts around the sample. Equation (1) is the standard one widely used when a Gaussian-like spectrum is observed. Since the nuclear spins are regarded as static in the measured temperature range in the μ SR time window, the spectra of the full temperature range were analyzed by the global fit in which Δ was treated as a common parameter at all temperature. [30] Therefore, the internal magnetic field due to the generation of spontaneous magnetic field is reflected in Λ .

Figures 2(b) and 2(c) show the temperature dependence of Λ of $\text{BaPtAs}_{1-x}\text{Sb}_x$ with $x = 0.2, 0.9, 1.0$ (#1, #2). Solid lines of $x = 0.9$ and 1.0 (#1, #2) are fitting results assuming that Λ is temperature-independent above T_c and changes linearly below T_c . Error bars at the end of fitting lines represent the standard deviation of each fitting. For the Sb end of $x = 1.0$, while Λ of the #2 sample increases slightly below T_c , Λ of the #1 sample exhibits an apparent increase below T_c . The distinct behavior of the #1 sample is due to the smaller Λ values in the normal state above T_c . As T_c is also slightly higher, the #1 sample is considered to be of higher quality of the sample. On the other hand, at $x = 0.9$, by considering the error of linear fitting, increase in Λ is almost absent below $T_c = 1.6$ K. The $x = 0.2$ sample with a high T_c value shows no increase in Λ below $T_c = 2.8$ K. These suggest that the spontaneous magnetic field is generated in the SC state in the Sb end of BaPtSb , whereas it almost or completely disappears in the SC state of the As-Sb mixed samples. The magnitude of the increase in Λ estimated from the difference of the Λ values at T_c and at the lowest temperature estimated from the fitting result for $x = 1.0$ (#1) and 1.0 (#2) is $0.0040(7)$ and $0.0015(8) \mu\text{s}^{-1}$, corresponding to the magnetic field of $\sim 0.0047(8)$ mT and $\sim 0.0018(9)$ mT for #1 and #2, respectively. The value of #1 is almost comparable to ~ 0.007 mT in SrPtAs [19] and is smaller than ~ 0.05 mT in Sr_2RuO_4 . [2]

The magnetic penetration depth λ was estimated from TF- μ SR. The lower critical field H_{c1} of $x = 0.2$ with a high T_c value, estimated from the M - H curve is 2.8 mT at 2 K. Therefore, SC vortices would be uniformly distributed in applied TF = 10 mT. The obtained TF- μ SR spectra were fitted using the following Equation (2).

$$A(t) = A_0^{\text{TF}} \exp(-\sigma^2 t^2 / 2) \cos(\gamma_\mu B_{\text{int}}^{\text{TF}} t + \phi) + A_{\text{BG}}^{\text{TF}} \cos(\gamma_\mu B_{\text{BG}}^{\text{TF}} t + \phi). \quad (2)$$

A_0^{TF} is the initial asymmetry at $t = 0$, σ is the relaxation rate, $B_{\text{int}}^{\text{TF}}$ ($B_{\text{BG}}^{\text{TF}}$) is the internal magnetic field at

the muon site in (outside) a sample. γ_μ is the muon gyromagnetic ratio ($\gamma_\mu/2\pi = 135.5$ MHz/T), ϕ is the phase of rotation, $A_{\text{BG}}^{\text{TF}}$ is the time-independent background asymmetry. It is noted that obtained $B_{\text{int}}^{\text{TF}}$ includes the spontaneous magnetic field in the SC state, which is quite small compared with $\text{TF} = 10$ mT. Therefore, muons mainly sense the magnetic field composed of the applied TF and its partial expulsion. The relaxation rate originating from the magnetic field distribution due to the formation of a vortex lattice, σ_{SC} , is estimated from $\sigma_{\text{SC}} = \sqrt{\sigma^2 - \sigma_{\text{nm}}^2}$. Here, σ_{nm} is the relaxation rate due to nuclear spins in the normal state and was taken as the average value of σ above T_c . The magnetic penetration depth was then estimated from σ_{SC} by the following Equation (3), [31]

$$\frac{2\sigma_{\text{SC}}^2}{\gamma_\mu^2} = 0.00371 \frac{\Phi_0^2}{\lambda^4}. \quad (3)$$

Here Φ_0 is the magnetic flux quantum. The temperature dependence of λ , plotted as $\lambda^{-2} - T$, for $\text{BaPtAs}_{1-x}\text{Sb}_x$ with $x = 0.2$ and $1.0(\#2)$ is shown in Fig. 3(a). Both samples exhibit an increase in λ^{-2} at low temperatures below T_c , indicating the formation of a vortex lattice. The value of λ^{-2} around the lowest temperature is larger for $x = 1.0(\#2)$. Since λ^{-2} is proportional to the SC carrier density divided by the effective mass in the clean limit, it is possible that the SC carrier density is larger or the effective mass is smaller at $x = 1.0$ than 0.2 where T_c is higher. The temperature dependence of $B_{\text{int}}^{\text{TF}}$ for $x = 0.2$ and $1.0(\#2)$ of $\text{BaPtAs}_{1-x}\text{Sb}_x$ is shown in Fig. 3(b). Both $B_{\text{int}}^{\text{TF}}$'s decrease below T_c , which is due to the expulsion of the magnetic flux by the SC current. Although preceding SrPtAs results showed an anomalous increase of $B_{\text{int}}^{\text{TF}}$ in the SC state, [19] the present results are reasonable.

Since the temperature dependence of λ appears to be the behavior of the s -wave superconductivity, it was fitted with the following gap function for the isotropic s -wave superconductivity,

$$\sigma_{\text{SC}}[T, \Delta_{\text{SC}}(0)] = 1 + 2 \int_{\Delta_{\text{SC}}(T)}^{\infty} \left(\frac{\partial f(E)}{\partial E} \right) \frac{E}{\sqrt{E^2 - \Delta_{\text{SC}}(T)^2}} dE. \quad (4)$$

where $f(E)$ is the Fermi distribution function and Δ_{SC} is the SC gap. The temperature dependence of Δ_{SC} was assumed to be the following equation,

$$\Delta_{\text{SC}}(T) = \Delta_{\text{SC}}(0) \tanh \left[1.82 \left(1.018 \left(\frac{T_c}{T} - 1 \right) \right)^{0.51} \right]. \quad (5)$$

In Fig. 3(a), the temperature dependence of λ of both $x = 0.2$ and $1.0(\#2)$ samples are almost reproduced by Equations (4) and (5). The parameters obtained from the fitting are listed in Table I. The magnitude of Δ_{SC} is $0.444(9)$ and $0.205(3)$ meV for $x = 0.2$ and $1.0(\#2)$, respectively, which is consistent with the relation of T_c^{TF}

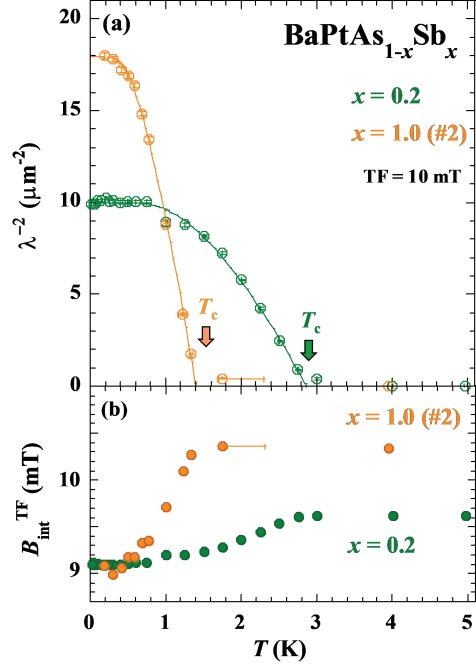


FIG. 3. (Color online) Temperature dependence of (a) the magnetic penetration depth λ plotted as $\lambda^{-2} - T$ and (b) the internal magnetic field at the muon site $B_{\text{int}}^{\text{TF}}$ in $\text{BaPtAs}_{1-x}\text{Sb}_x$ with $x = 0.2, 1.0(\#2)$.

TABLE I. SC parameters of $\text{BaPtAs}_{1-x}\text{Sb}_x$ with $x = 0.2$ and $1.0(\#2)$ obtained from the fitting in Fig. 3(a).

$\text{BaPtAs}_{1-x}\text{Sb}_x$	$\lambda(0)$ (nm)	Δ_{SC} (meV)	T_c^{TF} (K)	$2\Delta/k_B T_c^{\text{TF}}$
$x = 0.2$	316.4(2)	0.449(9)	2.86(3)	3.60(7)
$x = 1.0(\#2)$	236.4(8)	0.205(3)	1.396(9)	3.41(5)

between samples. Calculated $2\Delta_{\text{SC}}/k_B T_c^{\text{TF}}$'s are $3.60(7)$ and $3.41(5)$ for $x = 0.2$ and $1.0(\#2)$, respectively, which are close to the value of 3.53 for the weak-coupling BCS superconductivity. This is seemingly incompatible with the time-reversal symmetry breaking superconductivity observed in ZF- μSR . As discussed below, however, it could be understood in terms of chiral d -wave superconductivity with point nodes.

IV. DISCUSSION

From ZF- μSR of $\text{BaPtAs}_{1-x}\text{Sb}_x$ with the honeycomb network, the increase in the muon-spin relaxation rate Λ was observed below T_c at $x = 1.0$. The result of the increase in Λ was reproducible, as observed in both the #1 and #2 samples, indicating the spontaneous magnetic field in the SC state. This suggests a time-reversal symmetry breaking SC state in $x = 1.0$. On the other hand, the increase in Λ below T_c was almost and completely

absent for $x = 0.9$ and 0.2 , respectively, where As was partially substituted for Sb. This suggests that the spontaneous magnetic field disappears due to the introduction of disorder into the crystal structure by the As substitution. The temperature dependence of the magnetic penetration depth estimated from TF- μ SR at $x = 0.2$ and 1.0 (#2) of $\text{BaPtAs}_{1-x}\text{Sb}_x$ behaved like weak-coupling s -wave superconductivity and deduced $2\Delta_{\text{SC}}/k_{\text{B}}T_{\text{c}}^{\text{TF}}$ values were compatible with it. This is consistent with formerly reported $\Delta C/\gamma T_{\text{c}}$, the specific-heat jump ΔC divided by the electronic specific-heat coefficient γ and T_{c} . [26] Although the generation of spontaneous magnetic field in the SC state of $x = 1.0$ (#2) is small, the TF- μ SR results appear to contradict the time-reversal symmetry breaking at $x = 1.0$ (#2). These contradictory results are able to be understood as follows.

A possible candidate of the time-reversal symmetry breaking SC state at $x = 1.0$ is the chiral d -wave state, a time-reversal symmetry-breaking topological SC state that a system with a hexagonal crystal structure tends to favor. [18, 32] The absence of the spontaneous magnetic field at $x = 0.2$ and 0.9 suggests the change of pairing symmetry, that is, the introduction of disorder into the crystal structure seems like the introduction of non-magnetic impurities significantly suppressing an unconventional pairing like the chiral d -wave state. [16] It is noted that the SC gap on a three-dimensional (quasi-two-dimensional) Fermi surface has point nodes (no node). The temperature dependence of the magnetic penetration depth showing the typical thermal-activation-type behavior at low temperatures, [22] does not necessarily exclude the chiral d -wave state, since the power-law behavior from the point-nodal excitation on the three-dimensional Fermi surface could be smeared out when the root mean squares of the Fermi velocities are sufficiently smaller than that of the quasi-two-dimensional Fermi surfaces with full gap excitations. [22] Moreover, there are three-dimensional Fermi surfaces close to the $M-L$ line of the Brillouin zone tracing the saddle points of an energy band. [33] This structure would support the chiral d -wave state, whose gap amplitude becomes maximum on the $M-L$ line. [18, 32] Therefore, the SC symmetry of $x = 1.0$ could not be s -wave but chiral d -wave with point nodes, which would solve the discrepancy be-

tween the ZF and TF results. Details will be discussed elsewhere. [34]

V. SUMMARY

μ SR measurements of the layered pnictide $\text{BaPtAs}_{1-x}\text{Sb}_x$ with the honeycomb network revealed an increase in the zero-field muon-spin relaxation rate below T_{c} at the Sb end of $x = 1.0$. On the other hand, the increase in the relaxation rate below T_{c} was almost (completely) absent for slightly (heavily) As-substituted $x = 0.9$ (0.2). From these results, it is highly likely that the spontaneous magnetic field is generated in the SC state at $x = 1.0$, that is, a time-reversal symmetry-breaking SC state is realized. Although the magnetic penetration depth behaved like weak-coupling s -wave superconductivity, the chiral d -wave SC state is a possible candidate to explain the present results including the disorder effect and the temperature dependence of the magnetic penetration depth. Experiments such as angle-dependent thermodynamic measurements [8] and uniaxial-pressure effects to investigate degenerated pairing symmetries [35] would be helpful to further understand the time-reversal symmetry breaking SC state of $\text{BaPtAs}_{1-x}\text{Sb}_x$.

ACKNOWLEDGMENTS

We would like to thank H. Kuroe for his help in the magnetization measurements and D. P. Sari for her help in the analysis of TF- μ SR results. Part of this work was performed at the Center for Advanced High Magnetic Field Science in Osaka University under the Visiting Researcher's Program of the Institute for Solid State Physics, the University of Tokyo, and at Analytical Instrument Facility, Graduate School of Science, Osaka University, using research equipment shared under the MEXT Project for promoting public utilization of advanced research infrastructure (JPMXS0441200022). This work was partly supported by JSPS KAKENHI Grant Number JP19H05823, JP20K03826, JP22H01182, JP23K22453, and JP24K21531 and by JST SPRING, Grant Number JPMJSP2152.

-
- [1] S. K. Ghosh, M. Smidman, T. Shang, J. F. Annett, A. D. Hillier, J. Quintanilla, and H. Yuan, Recent progress on superconductors with time-reversal symmetry breaking, *J. Phys.: Condens. Matter* **33**, 033001 (2021).
 - [2] G. M. Luke, Y. Fudamoto, K. M. Kojima, M. I. Larkin, J. Merrin, B. Nachumi, Y. J. Uemura, Y. Maeno, Z. Q. Mao, Y. Mori, H. Nakamura, and M. Sigrist, Time-reversal symmetry-breaking superconductivity in Sr_2RuO_4 , *Nature* **394**, 558 (1998).

- [3] J. Xia, Y. Maeno, P. T. Beyersdorf, M. M. Fejer, and A. Kapitulnik, High resolution polar Kerr effect measurements of Sr_2RuO_4 : Evidence for broken time-reversal symmetry in the superconducting state, *Phys. Rev. Lett.* **97**, 167002 (2006).
- [4] A. Pustogow, Y. Luo, A. Chronister, Y.-S. Su, D. A. Sokolov, F. Jerzembeck, A. P. Mackenzie, C. W. Hicks, N. Kikugawa, S. Raghu, E. D. Bauer, and S. E. Brown, Constraints on the superconducting order parameter in Sr_2RuO_4 from oxygen-17 nuclear magnetic resonance,

- Nature **574**, 72 (2019).
- [5] G. M. Luke, A. Keren, L.P. Le, W.D. Wu, Y.J. Uemura, D.A. Bonn, L. Taillefer, and J.D. Garrett, Muon spin relaxation in UPt_3 , Phys. Rev. Lett. **71**, 1466 (1993).
 - [6] E. R. Schemm, W. J. Gannon, C. M. Wishne, W. P. Halperin, and A. Kapitulnik, Observation of broken time-reversal symmetry in the heavy-fermion superconductor UPt_3 , Science **345**, 190 (2014).
 - [7] E. R. Schemm, R. E. Baumbach, P. H. Tobash, F. Ronning, E. D. Bauer, and A. Kapitulnik, Evidence for broken time-reversal symmetry in the superconducting phase of URu_2Si_2 , Phys. Rev. B **91**, 140506(R) (2015).
 - [8] S. Kittaka, Y. Shimizu, T. Sakakibara, Y. Haga, E. Yamamoto, Y. Ōnuki, Y. Tsutsumi, T. Nomoto, H. Ikeda, and K. Machida, Evidence for chiral d -wave superconductivity in URu_2Si_2 from the field-angle variation of its specific heat, J. Phys. Soc. Jpn. **85**, 033704 (2016).
 - [9] A. Maisuradze, W. Schnelle, R. Khasanov, R. Gumeniuk, M. Nicklas, H. Rosner, A. Leithe-Jasper, Y. Grin, A. Amato, and P. Thalmeier, Evidence for time-reversal symmetry breaking in superconducting $\text{PrPt}_4\text{Ge}_{12}$, Phys. Rev. B **82**, 024524 (2010).
 - [10] J. Zhang, Z. F. Ding, K. Huang, C. Tan, A. D. Hillier, P. K. Biswas, D. E. MacLaughlin, and L. Shu, Broken time-reversal symmetry in superconducting $\text{Pr}_{1-x}\text{La}_x\text{Pt}_4\text{Ge}_{12}$, Phys. Rev. B **100**, 024508 (2019).
 - [11] S.J. Blundell, R. De Renzi, T. Lancaster, and F. L. Pratt, Muon spectroscopy: An introduction, Oxford Academic, Oxford (2021).
 - [12] T. Adachi, S. Yairi, K. Takahashi, Y. Koike, I. Watanabe, and K. Nagamine, Muon spin relaxation and magnetic susceptibility studies of the effects of nonmagnetic impurities on the Cu spin dynamics and superconductivity in $\text{La}_{2-x}\text{Sr}_x\text{Cu}_{1-y}\text{Zn}_y\text{O}_4$ around $x = 0.115$, Phys. Rev. B **69**, 184507 (2004).
 - [13] T. Adachi, N. Oki, Risdiana, S. Yairi, Y. Koike, and I. Watanabe, Effects of Zn and Ni substitution on the Cu spin dynamics and superconductivity in $\text{La}_{2-x}\text{Sr}_x\text{Cu}_{1-y}(\text{Zn},\text{Ni})_y\text{O}_4$ ($x = 0.15-0.20$): Muon spin relaxation and magnetic susceptibility study, Phys. Rev. B **78**, 134515 (2008).
 - [14] J. E. Sonier, μSR studies of cuprate superconductors, J. Phys. Soc. Jpn. **85**, 091005 (2016).
 - [15] Y. Koike, and T. Adachi, μSR studies on magnetism in high- T_c cuprates, J. Phys. Soc. Jpn. **85**, 091006 (2016).
 - [16] M. Sigrist, and K. Ueda, Phenomenological theory of unconventional superconductivity, Rev. Mod. Phys. **63**, 239 (1991).
 - [17] Y. Nishikubo, K. Kudo, and M. Nohara, Superconductivity in the honeycomb-lattice pnictide SrPtAs , J. Phys. Soc. Jpn. **80**, 055002 (2011).
 - [18] M. H. Fischer, T. Neupert, C. Platt, A. P. Schnyder, W. Hanke, J. Goryo, R. Thomale, and M. Sigrist, Chiral d -wave superconductivity in SrPtAs , Phys. Rev. B **89**, 020509(R) (2014).
 - [19] P. K. Biswas, H. Luetkens, T. Neupert, T. Stürzer, C. Baines, G. Pascua, A. P. Schnyder, M. H. Fischer, J. Goryo, M. R. Lees, H. Maeter, F. Brückner, H.-H. Klauss, M. Nicklas, P. J. Baker, A. D. Hillier, M. Sigrist, A. Amato, and D. Johrendt, Evidence for superconductivity with broken time-reversal symmetry in locally non-centrosymmetric SrPtAs , Phys. Rev. B **87**, 180503(R) (2013).
 - [20] K. Matano, K. Arima, S. Maeda, Y. Nishikubo, K. Kudo, M. Nohara, and G.-q. Zheng, Spin-singlet superconductivity with a full gap in locally noncentrosymmetric SrPtAs , Phys. Rev. B **89**, 140504(R) (2014).
 - [21] J. F. Landaeta, S. V. Taylor, I. Bonalde, C. Rojas, Y. Nishikubo, K. Kudo, and M. Nohara, High-resolution magnetic penetration depth and inhomogeneities in locally noncentrosymmetric SrPtAs , Phys. Rev. B **93**, 064504 (2016).
 - [22] H. Ueki, R. Tamura, and J. Goryo, Possibility of chiral d -wave state in the hexagonal pnictide superconductor SrPtAs , Phys. Rev. B **99**, 144510 (2019).
 - [23] F. Brückner, R. Sarkar, M. Günther, H. Kühne, H. Luetkens, T. Neupert, A. P. Reyes, P. L. Kuhns, P. K. Biswas, T. Stürzer, D. Johrendt, and H.-H. Klauss, Multigap superconductivity in locally noncentrosymmetric SrPtAs : An ^{75}As nuclear quadrupole resonance investigation, Phys. Rev. B **90**, 220503(R) (2014).
 - [24] K. Kudo, Y. Saito, T. Takeuchi, S. Ayukawa, T. Kawamata, S. Nakamura, Y. Koike, and M. Nohara, Superconductivity in BaPtSb with an ordered honeycomb network, J. Phys. Soc. Jpn. **87**, 063702 (2018).
 - [25] K. Kudo, T. Takeuchi, H. Ota, Y. Saito, S. Ayukawa, K. Fujimura, and M. Nohara, Superconductivity in hexagonal BaPtAs : SrPtSb - and YPtAs -type structures with ordered honeycomb network, J. Phys. Soc. Jpn. **87**, 073708 (2018).
 - [26] T. Ogawa, K. Manabe, T. Takeuchi, T. Kida, H. Kuroe, M. Hagiwara, J. Goryo, T. Adachi, and K. Kudo, Non-monotonic variation of superconducting transition temperature in BaPtAs - BaPtSb solid solution, J. Phys. Soc. Jpn. **91**, 123702 (2022).
 - [27] N. Furutani, Y. Imai, T. Imazu, and J. Goryo, Study on susceptibilities of superconductors BaPtSb and BaPtAs with honeycomb structure, J. Phys. Soc. Jpn. **92**, 094708 (2023).
 - [28] K. Matsuura, M. Roppongi, M. Qiu, Q. Sheng, Y. Cai, K. Yamakawa, Z. Guguchia, R. P. Day, K. M. Kojima, A. Damascelli, Y. Sugimura, M. Saito, T. Takenaka, K. Ishihara, Y. Mizukami, K. Hashimoto, Y. Gu, S. Guo, L. Fu, Z. Zhang, F. Ning, G. Zhao, G. Dai, C. Jin, J. W. Beare, G. M. Luke, Y. J. Uemura, and T. Shibauchi, Two superconducting states with broken time-reversal symmetry in $\text{FeSe}_{1-x}\text{S}_x$, Proc. Natl. Acad. Sci. USA **120**, e2208276120 (2023).
 - [29] In a short-time region, the relaxation of the LF spectrum is faster than that of the ZF spectrum. This is probably due to inhomogeneous distribution of vortices caused by vortex pinning.
 - [30] Obtained values of Δ used for the analysis for each sample are 0.0712(18) for $x = 1.0$ (#1), 0.0490(24) for $x = 1.0$ (#2), 0.0758(19) for $x = 0.9$, 0.0987(14) for $x = 0.2$.
 - [31] E. H. Brandt, Flux distribution and penetration depth measured by muon spin rotation in high- T_c superconductors, Phys. Rev. B **37**, 2349 (1988).
 - [32] See for a review, A. M. Black-Schaffer, and C. Honerkamp, Chiral d -wave superconductivity in doped graphene, J. Phys.: Condens. Matter **26**, 423201 (2014).
 - [33] H. Y. Uzunok, H. M. Tütüncü, E. Karaca, G. P. Srivastava, Theoretical investigation of antisymmetric spin-orbit coupling effect on the physical properties of non-centrosymmetric BaPtSb superconductor, Intermetallics **108**, 109 (2019).

- [34] T. Imazu, J. Goryo, Y. Imai, T. Adachi, and K. Kudo, in preparation.
- [35] V. Grinenko, S. Ghosh, R. Sarkar, J.-C. Orain, A. Nikitin, M. Elender, D. Das, Z. Guguchia, F. Brückner, M. E. Barber, J. Park, N. Kikugawa, D. A. Sokolov, J. S. Bobowski, T. Miyoshi, Y. Maeno, A. P. Mackenzie, H. Luetkens, C. W. Hicks, and H.-H. Klauss, Split superconducting and time-reversal symmetry-breaking transitions in Sr_2RuO_4 under stress, *Nat. Phys.* **17**, 748 (2021).