

# **Intelligent Innovation Dataset on Scientific Research Outcomes and Patents**

Xinran Wu,Hui Zou,Yidan Xing,Jingjing Qu,Qiongxiu Li,Renxia Xue,Xiaoming Fu

## **ABSTRACT**

Various stakeholders, such as researchers, government agencies, businesses, and laboratories require reliable scientific research outcomes and patent data to support their work. These data are crucial for advancing scientific research, conducting business evaluations, and policy analysis. However, collecting such data is often a time-consuming and laborious task. Consequently, many users turn to using openly accessible data for their research. However, these open data releases may suffer from lack of relationship between different data sources or limited temporal coverage. In this context, we present a new Intelligent Innovation Dataset (IIDS dataset), which comprises six inter-related datasets spanning nearly 120 years, encompassing paper information, paper citation relationships, patent details, patent legal statuses, funding information and funding relationship. The extensive contextual and extensive temporal coverage of the IIDS dataset will provide researchers with comprehensive data support, enabling them to delve into in-depth scientific research and conduct thorough data analysis.

**Keywords:** Open data set, Data analysis, Paper information, Patent details, Funding information, Data completeness, Data reliability, Temporal coverage

## Specifications Table

Subject	Scientific research achievements and patents
Specific subject area	27 disciplines (subject classification observation points based on scopus)
Data format	SQL; corpus text and additional information stored in Json-lines.
Type of data	Tables
Data collection	<p>It contains detailed information on papers, patents, funds, and more spanning nearly 120 years, totaling about 735.1GB.</p> <p>The papers section includes English-language articles formally published in journals indexed by established systems, alongside related conference data and citation information. It covers databases such as Web of Science, Scopus, and Springer.</p> <p>The patents section primarily derives from the European Patent Office's official patent data, covering the period from 1950 to the present. (<a href="https://worldwide.espacenet.com/">https://worldwide.espacenet.com/</a>)</p> <p>The funds section compiles research projects from major countries worldwide, with primary sources including the United States, China, Japan, and Canada. This includes projects like China's National Natural Science Foundation and Social Science Foundation.</p>
Data source location	<ul style="list-style-type: none"><li>•Institution: Research Center for Social Intelligence at Fudan University, Boguang Innovation (Shanghai) Big Data Technology Co., Ltd., and Shanghai Artificial Intelligence Laboratory.</li><li>• City/Town/Region: ShangHai.</li><li>• Country: China</li></ul>
Data accessibility	<p>Repository name: ZHICHUANGDATA</p> <p><a href="https://openxlab.org.cn/datasets/Gracie/ZHICHUANG-DATA">https://openxlab.org.cn/datasets/Gracie/ZHICHUANG-DATA</a></p> <p>Six distinct table have been made available, with links to the open dataset provided for direct access.</p> <ol style="list-style-type: none"><li>1. entity_paper</li><li>2. reference_citation_re</li><li>3. entity_fund_re</li><li>4. entity_fund_info</li><li>5. base_patent_detail</li><li>6. base_patent_law_status</li></ol>

## 1 Value of the Data

The Intelligent Innovation Dataset (IIDS) has been jointly developed by the Research Center for Social Intelligence at Fudan University, Boguang Innovation (Shanghai) Big Data Technology Co., Ltd., and Shanghai Artificial Intelligence Laboratory.

The Intelligent Innovation Dataset emphasizes presenting the panorama of technological innovation through data, extensively covering research achievements and patent-related data. It currently mainly includes various types of academic achievement data such as academic papers, research projects, patents, and more. The current size of the database is 735.1GB, including over 92.31 million academic paper records and over 1.8 billion citation relationship records; over 30,000 research fund information records and over 61.28 million paper-fund relationship records; over 100 million patent records and over 110 million patent legal status-related data records.

The characteristics of the Intelligent Innovation Dataset are as follows:

- (1) Wide coverage: The Intelligent Innovation Dataset covers four major categories - natural sciences, medicine, social sciences, and life sciences – encompassing 27 major disciplines and 334 minor disciplines, offering comprehensive and extensive content.
- (2) Rich content: It includes not only encompasses journal articles but also conference papers, along with a substantial collection of patent data from countries worldwide, as furnished by the European Patent Office, thereby furnishing scholars with a comprehensive array of intellectual property information.
- (3) Extended historical span: The Intelligent Innovation Dataset contains detailed information on papers, patents, etc., from different countries spanning nearly 120 years (data included in calculations), providing users with a broad research perspective and historical data reference.

In summary, the Intelligent Innovation Dataset, with its extensive data coverage, integration of patent data, and the characteristic of open access, offers a convenient one-stop information service for academic research. It is positioned to become a significant resource for researchers worldwide engaged in related studies.

## 2 Background

Big data derived from research papers and patents plays a pivotal role in enhancing our understanding of innovation processes. Research papers provide valuable insights into emerging trends, knowledge evolution, and key contributors within various fields. Analyzing citation patterns, collaborations, and content of research papers enables researchers to identify opportunities for further exploration and innovation. On the other hand, patents serve as essential indicators of technological innovation, offering insights into the development of new technologies and their impact on industries and society [1]. The analysis of patent data, including citation networks and inventor information, allows researchers to uncover technological trends, competitive landscapes, and emerging areas of research [2].

By harnessing big data analytics to integrate insights from research papers and

patents, researchers can gain a comprehensive understanding of innovation dynamics and make informed decisions regarding strategic planning and policy development. This holistic approach to leveraging big data sources contributes to shaping future research agendas, fostering innovation, and driving societal progress [3].

However, one significant gap lies in the integration and interoperability of diverse datasets from different sources. Often, datasets are siloed and fragmented, making it challenging to perform comprehensive analyses that span multiple domains and disciplines [4]. Therefore, there is a pressing need to develop high-quality integration, dataset to enabling researchers to seamlessly combine and analyze diverse datasets to gain holistic insights into innovation dynamics.

### 3 Data Description

Six tables are provided (Fig. 1). The first table (entity\_paper) contains journal paper data, including scholarly English papers formally published in journals indexed in reputable systems and conference data related to the papers. Unpublished articles, preprints, non-journal web articles, and papers with the publication status "Online" are not included. This data is primarily sourced from the Scopus database. The field 'eid' within the dataset is unique can be used to achieve cross-referencing among multiple tables in the dataset.

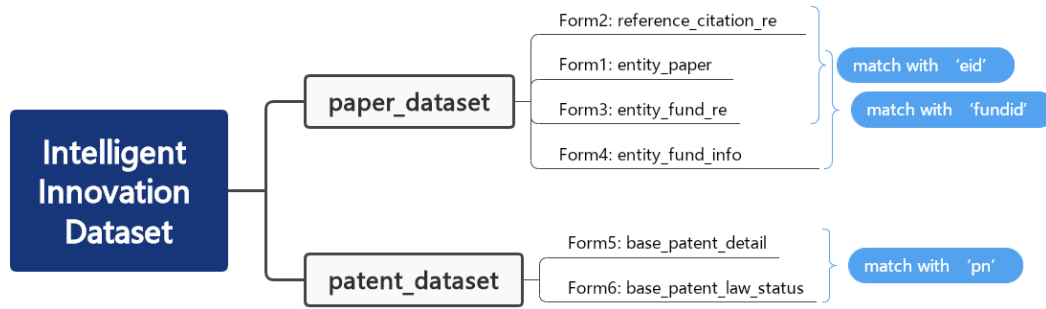
The second table (reference\_citation\_re) contains all the paper citation relationships from Table 1(entity\_paper), divided into ref\_id and cited\_id (essentially both are eid). Here, ref\_id represents the reference paper, while cited\_id represents the cited paper. Cross-referencing between the tables can be done using 'eid'.

The third table (entity\_fund\_re) contains funding information related to papers, which can be matched with the Table 1 (entity\_paper) using 'eid', and with the Table 4 (entity\_fund\_info) using 'fid' (also known as 'findid').

The fourth table (entity\_fund\_info) contains research projects issued by major countries globally, primarily sourced from countries such as the United States, China, Japan, and Canada. This includes projects like the National Natural Science Foundation of China and the Social Science Foundation projects. Matching can be accomplished using "fundid" in Table 3 (entity\_funds\_re). It is noteworthy that "fundid" appears in JSON format within the funding\_list column of Table 1 (entity\_paper).

The fifth table (base\_patent\_detail) contains patent data categorized into valid patents and valuable patents for different model calculations. This data is primarily sourced from the official website of the European Patent Office, covering the period from 1950 to the present. (<https://worldwide.espacenet.com/>)

The six table (base\_patent\_law\_status) contains legal information for each stage of the patents. It can be matched with the Table 5 (base\_patent\_detail) using 'pn'.



**Fig.1.** Structure of the Intelligent Innovation Dataset.

## 4 Data Processing, Integration Methods and Data Samples

### 4.1 Data Processing, Integration Methods

To ensure data standardization, the data underwent cleaning, transformation, and other preprocessing to meet quality requirements. As shown in Fig.2, the main data processing procedure includes redundant data processing, missing data processing, outlier processing, processing of data with different data dictionaries, and data subset extraction.

(1) **Redundancy Handling:** Data fields are compared and analyzed according to standards, automatically removing duplicate fields and data.

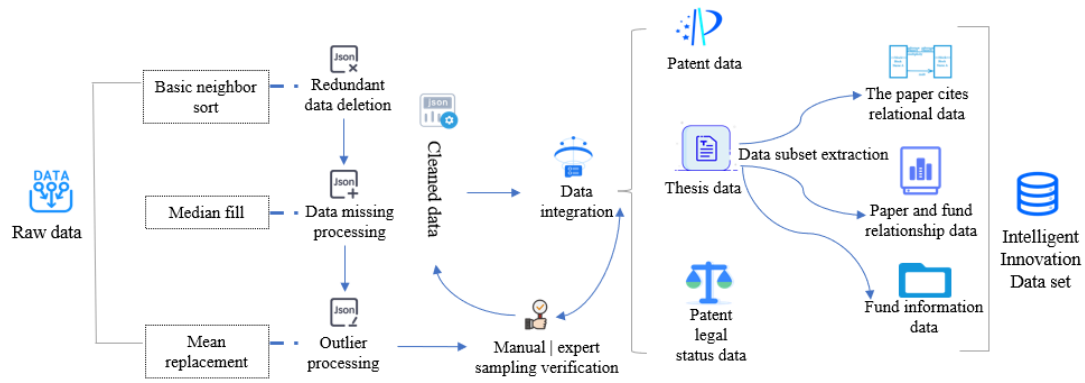
(2) **Missing Data Handling:** Flexible completion methods address missing records due to system errors or manual entry mistakes.

(3) **Outlier Processing:** Automatic detection and treatment of data based on defined rules, allowing for customization of business rules to handle outliers, such as removal or substitution with mean values.

(4) **Data Integration:** Papers, patents, and other data are integrated to resolve issues of duplication, consistency, and uniqueness.

- **Journal Papers:** Data from global mainstream journals is integrated, focusing on eliminating duplication from different sources and resolving errors due to string differences.
- **Conference Papers:** Data from major global academic conferences is integrated to address duplication of submissions to different conferences.
- **Patent Data:** Global patent data is integrated to deduplicate patents filed and granted in different countries with the same priority, ensuring content consistency.
- **Research Funding:** Data from various countries' research projects is integrated to eliminate duplication and ensure uniqueness.

(5) **Data Subset Extraction:** When using or analyzing large datasets, it may be necessary to extract specific portions, achieved through subset extraction.



**Fig.2.** Data processing flow chart.

## 4.2 Data sample and field format

### (1) Paper table and paper citation relationship table

Paper table (see Table 1) contains over 92 million paper records spanning from year 1788 to year 2023. It includes essential data such as paper titles, abstracts, journal information, author details, citation counts, and publication years.

**Table 1** entity\_paper

Fields	Data type	Explain	Sample
eid	bigint	Get the original article id	18679496
paper_id	bigint	Unique article id in the database	800000001
source_id	bigint	Collect and obtain the original journal id	34994
source_title	text	Journal title	Journal of Sedimentary Petrology
paper_title	text	Article title	Sediment transport during the winter on the Yukon prodelta, Norton Sound, Alaska.
paper_summary	text	Abstract of article	Winter in the N.Bering Sea brings a drastic reduction in terrestrial runoff and a substantial decrease in wind and waves owing to the formation of shorefast and pack ice. Despite these changes, quantities of suspended silt and clay over the Yukon prodelta in the winter of 1978 were essentially the same as those observed during fair weather summer periods. We conclude that during the winter the suspended matter transport system is driven by tidal current reworking of sediments which were introduced by the Yukon

			River during the previous summer. -from Authors.
paper_authors_name	json	Author name information	["Drake D.E.", "Totman C.E.", "Wiberg P.L."]
paper_authors_id	json	Author id information	["7102454169", "6508035846", "7004126924"]
pub_year	int	Publication year	1979
cited_num	int	Cited number	2
paper_type	varchar	Publication types	Article
first_author_id	text	First author	7102454169
author_keyword_json	text	Author keyword type:0	["Eu <sup>3+</sup> ", "fluorides", "Luminescence", "quantum efficiency"]
index_keyword_json	text	Index keyword type:1	["DEFINITION OF SECURE DRIVING", "DEVELOPMENT OF VEHICLE ERGONOMICS", "MAIN CAUSES OF INJURIES AND PREMATURE DEATH", "PEDESTRIAN ENDANGERING", "REDUCTION OF TRAFFIC ACCIDENTS", "TRAFFIC DENSITY", "AUTOMOBILE DRIVERS"]
group_subject_id	json	Literature first-level discipline belonging	[11]
group_asjc	json	Literature secondary subject belonging	[2200]
doi	varchar	A unique document identifier	10.1306/212F78DD-2B24-11D7-8648000102C1865D
language	varchar	Publication language	English
authors_info	json	Author list	[{"id": "7102454169", "name": "Drake D.E.", "email": null, "affiliationReferences": []}, {"id": "6508035846", "name": "Totman C.E.", "email": null, "affiliationReferences": []}, {"id": "7004126924", "name": "Wiberg P.L.", "email": null, "affiliationReferences": []}]
affiliations_info	json	List of affiliated institutions	[{"id": "60021199", "name": "Center of Molecular Biology CNR, Institutes of Chemistry and Biochemistry, Faculty of Medicine, Rome, Italy", "fullName": "Center of Molecular Biology CNR, Institutes of Chemistry and Biochemistry, Faculty of Medicine", "reference": "a", "fullAddress": "Rome, Italy", "departmentId": "105445006"}, {"id": "60011576", "name": "Institute of Organic Chemistry, University of Messina, Messina, Italy", "fullName": "Institute of Organic

			Chemistry, University of Messina", "reference": "b", "fullAddress": "Messina, Italy", "departmentId": "106030295"}, {"id": "60010062", "name": "Istituto Superiore di Sanità, Rome, Italy", "fullName": "Istituto Superiore di Sanità", "reference": "c", "fullAddress": "Rome, Italy", "departmentId": null}]
source_info	json	Journal source information	{ "id": "34994", "isbn": null, "issn": "00224472", "type": "j", "coden": null, "isbns": null, "issue": "4", "pages": "1171 - 1180", "title": "Journal of Sedimentary Petrology", "volume": "49", "publisher": null, "articleNumber": null, "volumeEditors": null, "additionalInfo": null, "firstPublication": { "date": "1979", "year": "1979" }, "subjectAreaCodes": ["2300", "1900"], "conferenceSponsors": null, "additionalInfoDetails": null, "abbreviatedSourceTitle": null }
open_access	tinyint	Open Access: 0False, 1True	0
pubmed_info	json	PubMed information	{ "id": "8619631" }
update_notice	json	Document update information	
chemicals_info	json	Chemical element information	[{"source": "esbd", "chemicals": [{"name": "hemocyanin", "casRegistryNumber": ["9013-72-3"]}, {"name": "mercuric chloride", "casRegistryNumber": ["7487-94-7"]}]]
sequence_banks	json	Sequence database	[{"name": "GENBANK", "sequenceNumbers": [{"name": "AY159319", "type": "referenced"}]]
author_keywords	json	Author-provided keywords	["Antipsychotics", "Creativity", "Opiates", "Psychosis", "Ritual", "Shelley", "Spirituality"]
collaborations	json	Publication collaboration information	
funding_list	json	Funding source list	[{"acronym": "NASA", "numbers": "2206730,NNX15CC34C", "sponsor": "National Aeronautics and Space Administration", "sponsorLink": "https://www.fundinginstitutional.com/funders/100000104"}]
funding_detial	text	Funding summary information	This research was supported by NASA STTR Phase II under Contract no.



			NNX15CC34C and Northrop Grumman Grant no. 2206730. The authors would like to thank Jack Maceachern for his careful proofreading of this paper.
tradenames_info	json	Document information update	{"drugTradenames": null, "deviceTradenames": null, "textileTradenames": null}
correspondences	json	Corresponding author information	[{"person": "W.E. Ladd", "eaddress": null, "affiliation": "Boston, MA, United States"}]
indexed_keywords	json	Indexed keywords	{"CCV": ["CATALYSTS"], "CLU": ["VACUUM DISTILLATES"], "CMH": ["HYDROCARBONS"]}
open_access_types	json	Open access type information	["GREEN_OPEN_ACCESS", "ALL_OPEN_ACCESS", "GOLD_OPEN_ACCESS"]
publication_stage	varchar	Publication status	FINAL
order_document_link	varchar	Subscription flag	
view_at_repository_link	text	Open access full-text URL	<a href="http://downloads.hindawi.com/journals/ijap/2018/4517848.pdf">http://downloads.hindawi.com/journals/ijap/2018/4517848.pdf</a>
tradenames_manufacturers_info	json	Trademark information	{"drugTradenames": null, "deviceTradenames": null, "textileTradenames": null}
create_time	timestamp	Creation time	2022-03-24 19:06:38
update_time	timestamp	Update time	2023-07-14 15:16:44

Paper citation relationship table (see Table 2) contains the citation relationships. Here, ref\_id represents the reference paper, while cited\_id represents the cited paper (essentially both are eid).

**Table 2 reference\_citation\_re**

Fields	Data type	Explain	Sample
ref_id	bigint	References - upstream	3552601
cited_id	bigint	Citations - downstream	3595

## (2) Funding relationship table and funding information table

Funding relationship table (see Table 3) contains the relationships between papers and funds.

**Table 3 entity\_fund\_re**

Fields	Data type	Explain	Sample
eid	bigint	Get the original article id	10711
fid	bigint	Fund ID	100007197
fname	varchar	Fund Name	U.S. Public Health Service

fnumber	varchar	Grant Project Number.	5T5-GM-22-08
---------	---------	-----------------------	--------------

Funding information table (see Table 4) contains 25,840 fund-related information entries, including funding type, creation time, funding official website, funding description, and more. It has collected fund information from 157 countries up to 2021.

**Table 4 entity\_fund\_info**

Fields	Data type	Explain	Sample
fundid	bigint	Fund ID	501100013385
fundtype	varchar	Fund Type	“National-level ““Personal fund”” Corporate fund”“Provincial and ministerial-level fund”“Government fund” <sup>1</sup>
fundname	varchar	Fund Name	National Science and Technology Program during the Twelfth Five-year Plan Period
country	varchar	Fund Country	China
year_founded	int	Creation Date	1902
website	text	Fund Official Website	<a href="https://www.3m.com/">https://www.3m.com/</a>
description_detial	varchar	Fund Description	Business and Industry
info	json	Detailed Information	{ "hidden": false, "country": "chn", "orgDbId": 501100013385, "contacts": [{ "url": "https://iopscience.iop.org/article/10.1088/1757-899X/392/6/062128/pdf", "address": { "city": "\n", "state": "\n", "street": "\n", "country": "China", "postalCode": "\n", "attr_country": "chn" } }], "registry": { "awardDataset": { "captured": false }, "opportunityDataset": { "captured": false }, "asjcCodes": [], "subTypeId": "govnon", "abbrevName": "NSaTP", "showFunder": true, "contextName": "National Science and Technology \nProgram of China", "countryName": "China", "relatedOrgs": [{ "orgDbId": 501100002855, "relType": "partOf", "abbrevName": "MOST" }], "totalAwards": 0, "recordSource": "https://iopscience.iop.org/article/10.1088/1757-899X/392/6/062128/pdf", "relatedItems": [], "lastUpdateDate": "2023-02-17T05:30:38Z", "fundingBodyType": "gov", "revisionHistory": { "status": "update", "createdDate": { "date": "2019-03-20T16:13:39Z", "version": 0 }, "revisedDate": { "date": "2023-02-17T05:30:38Z", "version": 2 } }, "preferredOrgName": "National Science and Technology Program during the Twelfth Five-year Plan Period", "subTypeDescription": "Governmental

<sup>1</sup> These contents are in Chinese in table.

			Organizations", "totalOpportunities": 0, "funderAddressStateName": "", "funderTypeGroupDescription": "Governmental Organizations" }
createtime	timestamp	Creation Time	2023-03-28 16:51:43
updatetime	timestamp	Update Time	2023-03-28 17:24:20

### (3) Patent table and patent legal status table

Patent table (see Table 5) contains nearly 100 million patent-related data entries, including important information such as patent numbers, patent titles, applicants, application years, and more.

**Table 5 base\_patent\_detail**

Fields	Data type	Explain	Sample
pn	varchar	Publication (Announcement) Number	JP2009003245A
title	text	Patent Title	LIQUID CRYSTAL DISPLAY AND METHOD FOR MANUFACTURING SAME
abs	text	Abstract	<p>&lt;P&gt;PROBLEM TO BE SOLVED: To provide a liquid crystal display in which foreign matter or the like is prevented from depositing on a backlight unit or a liquid crystal display panel in a step of attaching the liquid crystal display panel to the backlight unit, and to provide a method for manufacturing the display. &lt;P&gt;SOLUTION: When a liquid crystal display panel 61 is attached to a backlight unit 62 by causing a light receiving side of the liquid crystal display panel 61 to be closer to the light emitting side of the backlight unit 62, a gap is produced since the light emitting side of the backlight unit 62 faces the light receiving side of the liquid crystal display panel 61. The light emitting side of the backlight unit 62 in contact with the gap is protected by a protection sheet 41 for a light emitting unit. Whereas, the light receiving side of the liquid crystal display panel 61 in contact with the gap is protected by a protection sheet 14a for a backside polarizing plate.</p> <p>&lt;P&gt;COPYRIGHT: (C)2009,JPO&amp;INPIT</p>
pr	json	Priority Number	["JP2007164960A 2007-06-22"]
ap_or	json	Applicant	["SHARP KK"]

in_or	json	Inventor (Designer)	["MATSUDA TAKEFUMI"]
ipc	json		["G02F1/1333", "G02F1/13357"]
cpc	json		["H01M2004/029 (EP,US)", "H01M6/48 (EP,US)", "Y02E60/10 (EP)", "H01M10/18 (EP,US)", "H01M4/14 (EP,US)"]
pn_date	json	Publication (Announcement) Date	["2013-07-31"]
ad	json	Filing Date	["2007-06-22"]
family_number	varchar	Family Number	048852338
year	int	Application Year	2007

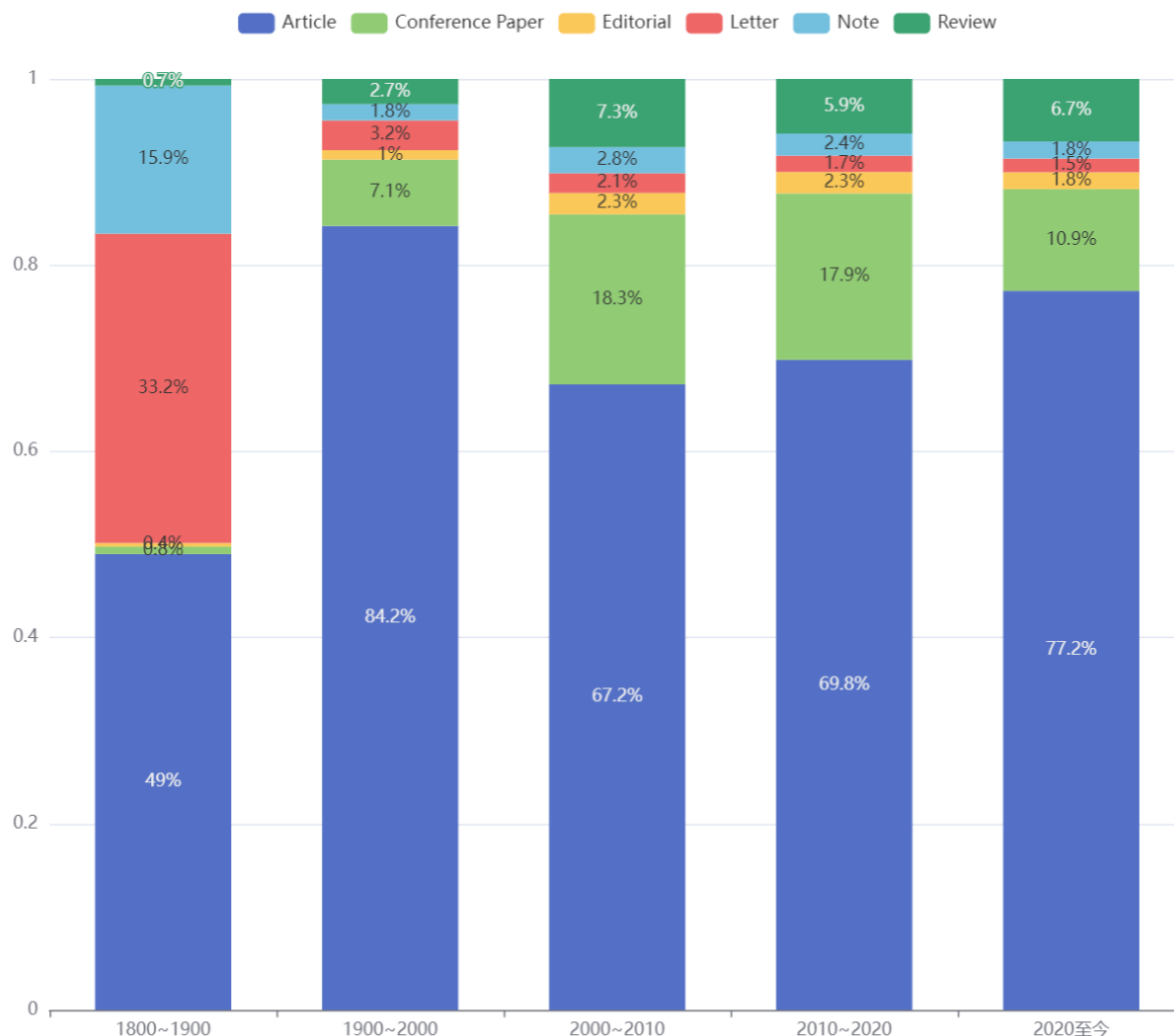
Patent legal status table (see Table 6) contains legal information for each stage of the patents.

**Table 6 base\_patent\_law\_status**

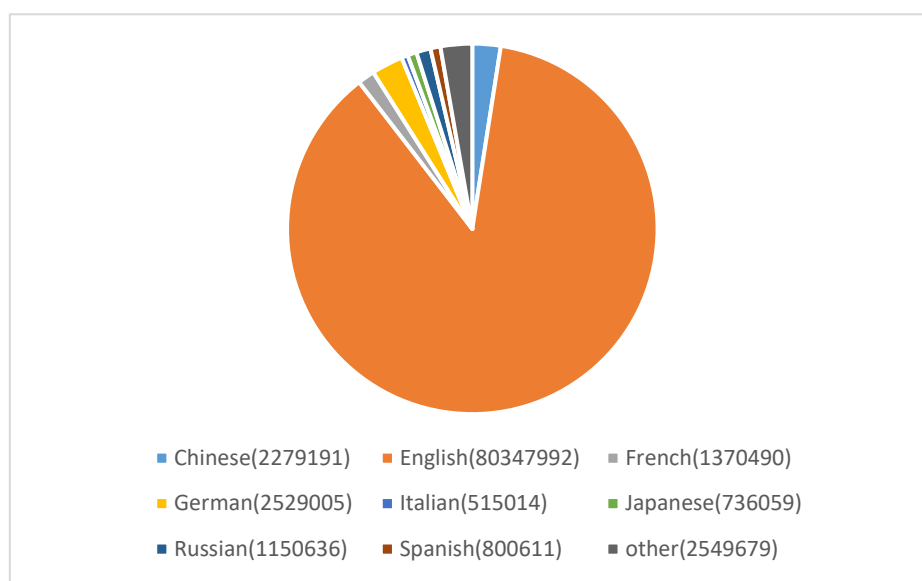
Fields	Data type	Explain	Sample
pn	varchar	Patent Number	WO2017052849A1
event_date	varchar	Legal Status Date	20170620
authorize	Int	Grant Effective	0
reject	Int	Abandoned, Rejected, Refused, Revoked	0
event_code	varchar	Legal Status Code	PB01
code_expl	varchar	Legal Status Information	PUBLICATION
transfer	Int	Assignment, Transfer	0
invalid	Int	Terminated, Expired	0

### 4.3 Data statistics distribution

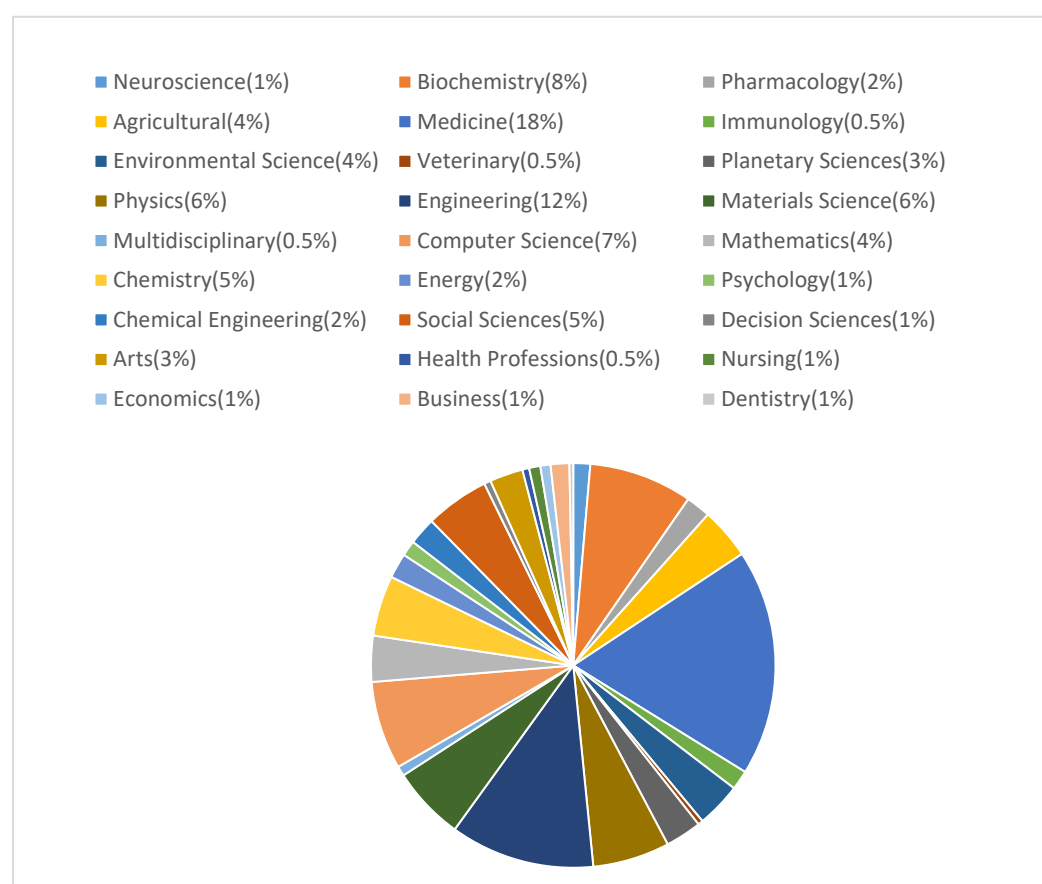
We conducted some statistical analysis on the basic information in the dataset and created graphs as shown below.



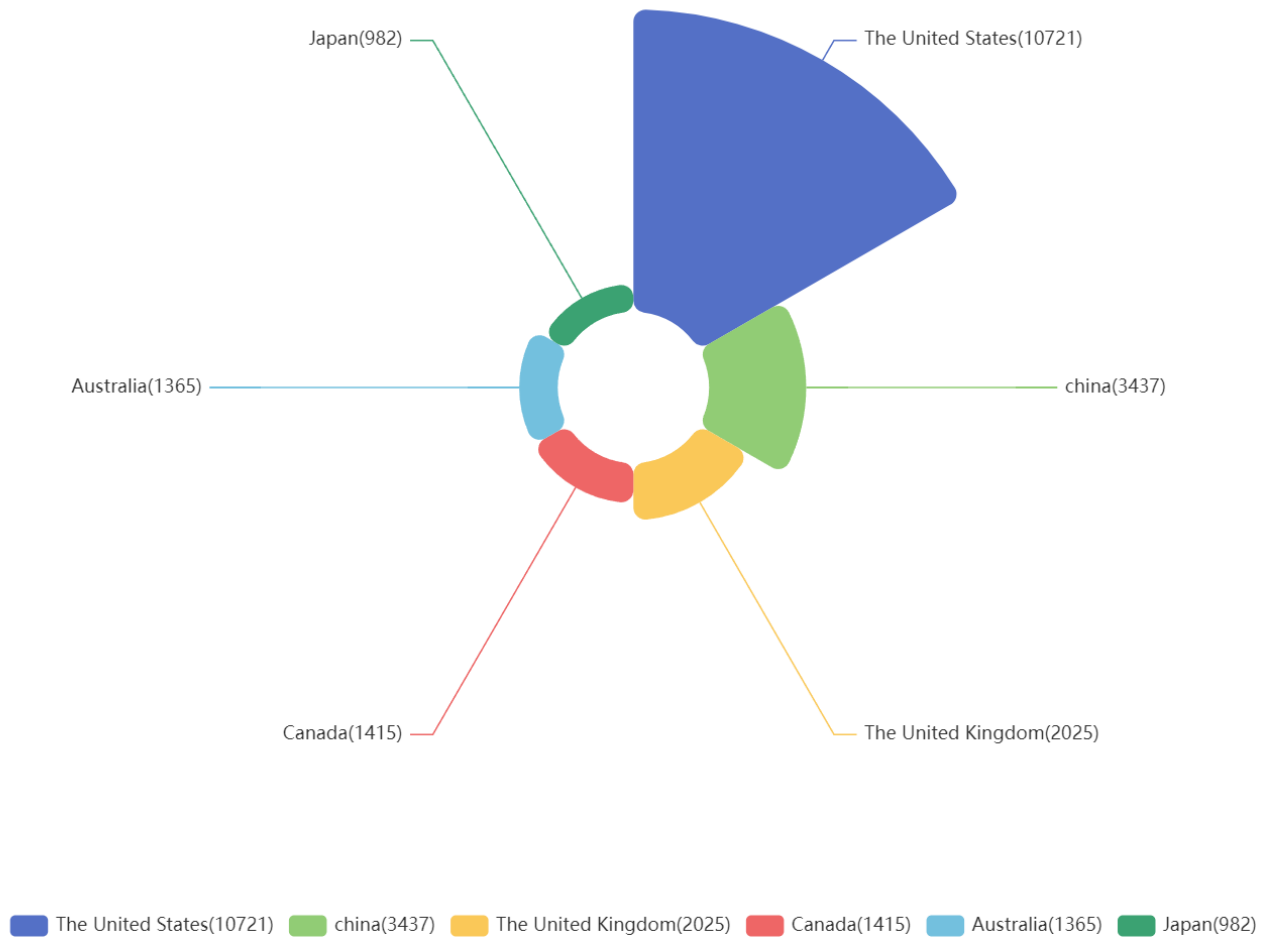
**Fig.3.** Publication types statistics—on the proportion of various types of papers in different years, including six main types: Article, Conference Paper, Editorial, Letter, Note, and Review.



**Fig.4.** Publication language distribution. The papers in the Paper table cover 63 different languages. Papers in English, Chinese, Russian, Spanish, German, French, Japanese, and Italian account for 99% of the total volume.



**Fig.5.** Subject distribution. The Paper table involves 27 first-level disciplines. Each paper is categorized into one or more related disciplinary fields.



**Fig.6.** Funding quantity distribution. Distribution of funding quantities across different countries (only listing the top five): It can be seen that funds belonging to the United States account for the largest proportion, followed by China and, the United Kingdom...

## 5 Comparison of various datasets

A comparison of main features between IIDS and existing OpenAlex and Patents View datasets is given in Table 7.

**Table 7 Comparison among IIDS, OpenAlex[5] and Patents View datasets[6]**

	Intelligent Innovation Dataset	OpenAlex Dataset	Patents View Dataset
Whether it includes paper data	Yes	Yes	No
Number of paper records	92.31 million	250 million	N/A
Year range of paper records	From 1788 to 2024	From 1825 to 2024	N/A

Number of paper types	16	20	N/A
Whether it includes paper language information	Yes	No	N/A
Whether it includes funding data	Yes	Yes	No
Amount of funding records	30,000	32,000	N/A
Whether it includes patent data	Yes	No	Yes
Number of patent records	100 million	N/A	About 2.7 million
Source of patent data	European patent office	N/A	China and USA
Year range of patent records	From 1950 to 2024	N/A	From 1980 to 2024

## Limitations

The limitations of this study include the absence of open-source data integration within the database, as well as the lack of interconnectedness between patent and paper data (lacking a unified institutional index for matching). Addressing these limitations considered as future work.

## References

- [1] Moge, Mary Ellen. "Using patent data for technology analysis and planning." *Research-Technology Management* 34.4 (1991): 43-49.
- [2] Carpenter, Mark P., Francis Narin, and Patricia Woolf. "Citation rates to technologically important patents." *World Patent Information* 3.4 (1981): 160-163.
- [3] Niebel, Thomas, Fabienne Rasel, and Steffen Viete. "BIG data–BIG gains? Understanding the link between big data analytics and innovation." *Economics of Innovation and New Technology* 28.3 (2019): 296-316.
- [4] Pine, Kathleen H., et al. "Addressing Fragmentation of Health Services through Data-Driven Knowledge Co-Production within a Boundary Organization." *The Journal of Community Informatics* 18.2 (2022): 3-26.
- [5] OpenAlex, <https://openalex.org/>
- [6] Patents View, <https://github.com/PatentsView/>