

Substitution in the perturbed utility route choice model

Mogens Fosgerau* Nikolaj Nielsen† Mads Paulsen‡
Thomas Kjær Rasmussen§ Rui Yao¶

September 16, 2024

Abstract

This paper considers substitution patterns in the perturbed utility route choice model. We provide a general result that determines the marginal change in link flows following a marginal change in link costs across the network. We give a general condition on the network structure under which all paths are necessarily substitutes and an example in which some paths are complements. The presence of complementarity contradicts a result in a previous paper in this journal; we point out and correct the error.

Keywords: Route choice; perturbed utility; discrete choice; networks

1 Introduction

The novel perturbed utility route choice (PURC) model (Fosgerau et al., 2022, 2023; Yao et al., 2024) has several attractive features, deriving from the fact that it predicts the behavior of an individual traveler simply as link flows across a

*University of Copenhagen; mogens.fosgerau@econ.ku.dk.

†University of Copenhagen; nin@econ.ku.dk.

‡Technical University of Denmark; madsp@dtu.dk.

§Technical University of Denmark; tkra@dtu.dk.

¶EPFL; rui.yao@epfl.ch.

network, and not as a probability distribution over paths. This fact allows the model to include the whole network, thus avoiding choice set generation and its associated difficulties.

This paper focuses on the substitution patterns generated by the PURC model. The model views travelers as choosing the network flow that minimizes a generic cost function. The network flow is required to satisfy flow conservation through the network. Thus, the complete network structure is incorporated straightforwardly. The PURC substitution patterns are generated directly from the network structure, and the model needs no additional model elements to control substitution patterns.

As we explain in more detail in the next section, the PURC model predicts demand in the form of a network flow vector, which takes the place of the choice probability vector in a classical discrete choice model. The main result of this paper is Theorem 1, which precisely shows how the individual-level flow vector depends on the vector of link costs. The theorem presents an easily computable expression for the Jacobian of the optimal flow with respect to the vector of link costs.

We use this result to establish a general condition on the network structure under which all paths are substitutes, meaning that a cost increase on one path causes flow to (weakly) decrease on all other paths. We also provide an example where some paths are complements, meaning that a cost increase on one path causes flow to increase on another path. The latter finding leads us to correct a mistake in a previous paper (Fosgerau et al., 2022).

1.1 The relationship between PURC and the classical discrete choice model

The classical discrete choice model is mostly formulated as an additive random utility model (ARUM) for the choice among a finite set of alternatives (McFadden, 1981). A random utility is associated with each choice alternative, and the agent is assumed to choose the alternative with maximal realized utility. Substitution between choice alternatives is then governed by the statistical dependence of the random utility components specified by the model. Therefore, generating realistic substitution patterns is very costly in terms of tractability when the number of choice alternatives is large. However, the route choice problem is in-

herently extremely large since the number of physically possible routes through a large network is extremely large, much larger than the number of atoms in the universe, making it uncountable in practice (Roberts and Kroese, 2007).

As analysts, we observe the discrete choices but not the realizations of random utility. Therefore, the model is connected to data by assuming that the expectation of an indicator y for the discrete choice is equal to the discrete choice probability vector p predicted by the model, i.e.,

$$\mathbb{E}(y) = p.$$

This means that all behaviorally relevant information of the classical discrete model is encoded in the predicted choice probability.

Any ARUM has an observationally equivalent representation where the model probability vector maximizes an underlying utility function (Hofbauer and Sandholm, 2002; Sørensen and Fosgerau, 2022). For example, the multinomial logit choice probability vector arises as

$$p_{\text{MNL}}(v) = \arg \max_p \{p^\top v + p^\top \ln(p)\},$$

where $-p^\top \ln(p)$ is the Shannon entropy. This representation has the form of a perturbed utility discrete choice model (Fosgerau and McFadden, 2012; Allen and Rehbeck, 2019), where demand arises as the solution to an optimization problem of this form.

The PURC model is analogous but more general. It predicts route choice for an individual as a network flow vector \hat{x} that solves an individual-level perturbed utility maximization problem of the form

$$\min_x c^\top x + F(x) \text{ s.t. } Ax = b,$$

where F is a convex function (with certain specific properties). Where a choice probability vector must sum to 1, the network flow vector must satisfy flow conservation from origin to destination as encoded by the constraint $Ax = b$. The observed path choice y is encoded as a binary vector that indicates which links are included in the path. Similarly to the discrete choice model, the PURC model then connects to data with the assumption that the model flow vector \hat{x} is

the expectation of the vector y , i.e.,

$$\mathbb{E}y = \hat{x}.$$

The PURC model does not have error terms in the way that a classical discrete choice model in its random utility representation has random utility components. Therefore, talking about correlation in the PURC model is not immediately meaningful. Instead, we discuss the model in terms of substitution and complementarity, which is what we are concerned about.

In general, we say that substitution occurs when a cost increase for an alternative causes the demand to increase for some other alternative. In contrast, complementarity occurs when a cost increase for an alternative causes the demand to decrease for some other alternative.

Both substitutability and complementarity are clearly at work when considering route choice at the level of network links. A cost increase on a link tends to reduce flow on nearby upstream and downstream links, while flow tends to increase on links on alternative paths. The situation is different when we consider substitution over paths. The path alternatives are necessarily substitutes in a classical discrete choice model, an additive random utility discrete choice model over paths. This fact follows from the properties of general additive random utility models (e.g., [Fosgerau et al., 2013b](#)). In this paper, we show via an example that complementarity among paths is possible in the PURC model in general. We also show that for certain simple networks, all paths are necessarily substitutes in the PURC model.

1.2 Literature review

Most route choice models in the literature are additive random utility discrete choice models (ARUM) for the choice of path through a network. As mentioned, a common feature of ARUM ([McFadden, 1981](#); [Fosgerau et al., 2013b](#)) is that choice alternatives are necessarily substitutes.

A popular model in practice is the multinomial logit model, which, however, suffers from the independence of irrelevant alternatives (IIA) property. This leads to the implausible feature that a cost increase on one path causes demand to increase on all other paths by the same proportion.

A possible remedy is to correct for correlation between alternatives in the systematic part of the utility function. For example, in order to take into account that overlapping paths may not be seen as distinct alternatives, the path-size logit model ([Ben-Akiva and Bierlaire, 1999](#)) constructs correction terms for overlapping alternatives. There are several alternative ways to construct correction terms, including the generalized path-size logit ([Ramming, 2001](#)), path-size correction logit ([Bovy et al., 2008](#)), and adaptive path-size logit ([Duncan et al., 2020](#)). We note that the path-size terms are typically formulated as a function of length. Consequently, for a given choice set, the path-size term in the systematic utility remains the same regardless of changes in the link costs. This means the substitution patterns remain the same as in the case without the correction term. [Duncan et al. \(2020\)](#) defines the path-size term by using probabilities thus allowing more flexibility in substitution patterns, but requiring solving a fixed-point problem to calculate the choice probabilities. This strongly adds to model complexity and computation time.

Several approaches have been proposed using ARUM to construct route choice models that yield more intuitive substitution patterns. We will discuss some of these in the following, leaving aside the challenges of path choice set generation that accompanies path-based models.

In generalized extreme value (GEV) path-based models, statistical correlation between path alternatives is introduced via the ARUM error terms. These terms are generally specified based on the structure of the network. For example, path-based GEV models, such as link-nested logit ([Vovsha, 1997](#); [Bekhor and Prashker, 1999](#); [Marzano and Papola, 2008](#)), generalized nested logit ([Wen and Koppelman, 2001](#); [Bekhor and Prashker, 2001](#)) and paired combinatorial logit ([Chu, 1989](#); [Bekhor and Prashker, 1999](#); [Gliedbe et al., 1999](#)), assume a nesting structure, where path alternatives sharing common links are assigned to the same nest(s) according to predefined rules. Specifying nesting structures can be challenging since many nesting structures are possible, and different nesting structures lead to different substitution patterns.

The literature also comprises link-based GEV models, in which travelers sequentially choose the next link at each node. The recursive nested logit ([Mai et al., 2015](#)) and recursive network GEV model ([Mai, 2016](#); [Oyama and Hato, 2019](#)) relax the IIA assumption at the link level, thereby generalizing the recursive logit model ([Fosgerau et al., 2013a](#)). These models thus allow more flexible

substitution patterns across alternatives in the whole network. We note that, in contrast to path-based models, IIA at the link level does not necessarily translate into IIA at the path level on real transportation networks. In general, recursive ARUM-based route choice models can have the less desirable feature that they imply substitution to alternative paths that include unrealistic detours.

Similar to the GEV models, other ARUMs such as the multinomial probit model (Daganzo and Sheffi, 1977) can incorporate correlation between alternatives by specifying the covariances between the error terms. Although the probit model can, in principle, represent very flexible substitution patterns, its lack of closed-form expressions for the choice probabilities renders it impractical for large-scale applications such as route choice.

Multiplicative random utility models such as the Weibit model (Castillo et al., 2008) have been suggested, also with extensions to account for route overlapping in a similar way as suggested for MNL (Kitthamkesorn and Chen, 2013; Li et al., 2024). Fosgerau and Bierlaire (2009) show that these multiplicative models can be written in the ARUM framework subject to a logarithmic transformation. Thus, our previous points on substitution patterns in ARUM remain applicable.

2 The perturbed utility route choice model

2.1 Model setup

The perturbed utility route choice (PURC) model was introduced in Fosgerau et al. (2022, 2023); we repeat the model formulation here. A network is given by $(\mathcal{N}, \mathcal{L})$, where \mathcal{N} is the set of nodes with typical element v and \mathcal{L} is the set of directed links with typical element (i, j) for a link from node i to node j . We assume at least one path exists between any two network nodes, i.e.,

Assumption 1. *The network $(\mathcal{N}, \mathcal{L})$ is connected.*

The node-link incident matrix $A \in \mathbb{R}^{|\mathcal{N}| \times |\mathcal{L}|}$ has entries

$$a_{v,ij} = \begin{cases} -1, & v = i, \\ 1, & v = j, \\ 0, & \text{otherwise.} \end{cases}$$

The demand for a traveler is encoded as a unit demand vector $b \in \mathbb{R}^{|\mathcal{M}|}$ by

$$b_v = \begin{cases} -1, & \text{if } v \text{ is the traveler's origin,} \\ 1, & \text{if } v \text{ is the traveler's destination,} \\ 0, & \text{otherwise.} \end{cases}$$

A network link flow vector $x \in \mathbb{R}_+^{|\mathcal{L}|}$ satisfies flow conservation if $Ax = b$. The network link lengths are summarized in the vector $l = \{l_{ij}\}_{ij \in \mathcal{L}} \in \mathbb{R}_{++}^{|\mathcal{L}|}$.

A traveler in the PURC model is associated with a demand vector b , a vector of positive link costs $c \in \mathbb{R}_{++}^{|\mathcal{L}|}$, and link-specific convex perturbation functions $\{F_{ij}\}_{ij \in \mathcal{L}}$, satisfying the following assumption.

Assumption 2. *A link perturbation function $F_{ij} : \mathbb{R}_+ \rightarrow \mathbb{R}_+, ij \in \mathcal{L}$, is continuously differentiable, strictly convex, and strictly increasing, with $F_{ij}(0) = F'_{ij}(0) = 0$ and range equal to \mathbb{R}_+ . Define $(F'_{ij})^{-1}(y) = 0$ for $y < 0$ such that the inverse function of the derivative of the perturbation function has domain equal to \mathbb{R} .*

For a flow vector $x \in \mathbb{R}_+^{|\mathcal{L}|}$, we define

$$F(x) = \sum_{ij \in \mathcal{L}} F_{ij}(x_{ij}) \quad (1)$$

for the sum across links of perturbations $F_{ij}(x_{ij})$. The link perturbations may incorporate link lengths l_{ij} as in the examples below. Eq. (1) generalizes [Fosgerau et al. \(2021\)](#) by allowing perturbations $F_{ij}(x_{ij})$ to be link-specific.

The PURC model assumes that the traveler chooses link flow vector x to minimize a perturbed cost function $c^\top x + F(x)$ under the flow conservation constraint. Thus, the traveler's demand solves the convex program

$$\min_{x \in \mathbb{R}_+^{|\mathcal{L}|}} c^\top x + F(x) \quad (2a)$$

$$\text{s.t. } Ax = b. \quad (2b)$$

The objective (2a) is convex and separable by links. The coupling across links arises only through the linear conservation constraint (2b). [Fosgerau et al. \(2022\)](#) exploit this property to derive an estimation procedure that requires only linear regression.

Specific instances of the perturbation function for use in applications include, e.g., a specification based on entropy

$$F_{ij}(x_{ij}) = l_{ij}((1 + x_{ij}) \ln(1 + x_{ij}) - x_{ij}) \quad (3)$$

and a quadratic specification

$$F_{ij}(x_{ij}) = l_{ij}x_{ij}^2, \quad (4)$$

where l_{ij} is the length of link ij .

2.2 Optimizing behavior

We now show the model solution for a given cost vector c and demand b . The Lagrangian for the individual traveler's perturbed cost minimization problem is

$$\Lambda(x, \eta) = x^\top c + F(x) + \eta^\top (Ax - b), \quad x \in \mathbb{R}_+^{|\mathcal{L}|}, \eta \in \mathbb{R}^{|\mathcal{V}|}. \quad (5)$$

Let $\hat{B} = \text{diag}(1_{\hat{x}>0})$ be the matrix with ones on the diagonal corresponding to positive optimal link flows \hat{x}_{ij} . The first-order condition for the cost minimization problem for the positive entries of \hat{x} can then be written

$$\hat{B}(c + \nabla F(\hat{x}) + A^\top \hat{\eta}) = 0, \quad (6)$$

where $\nabla F(\hat{x}) = \{F'_{ij}(\hat{x}_{ij})\}_{ij \in \mathcal{L}}$ is the gradient of F .

Let \hat{P} be the matrix

$$\hat{P} = \hat{B} - (A\hat{B})^+ A\hat{B},$$

where $(A\hat{B})^+$ is the Moore-Penrose inverse of $A\hat{B}$. Lemma 1 in the Appendix shows that \hat{P} is the orthogonal projection onto the linear subspace

$$\{x \in \mathbb{R}^{|\mathcal{L}|} : Ax = 0, \hat{B}x = x\}, \quad (7)$$

i.e. the intersection of the null space of A and the subspace where the components corresponding to inactive links are zero. Pre-multiplying Eq. (6) by \hat{P} yields (see again Lemma 1) the projected first-order condition

$$\hat{P}(c + \nabla F(\hat{x})) = 0. \quad (8)$$

3 Theoretical results

3.1 Main result

Having established the projection matrix \hat{P} , we are now able to establish our main result, giving an analytical expression for the Jacobian of the flow vector differentiated with respect to the link cost vector. This Jacobian comprises all information about how demand responds to a marginal cost change. We prove the following theorem in the Appendix.¹

Theorem 1. *Fix c, b and suppose that the vector of active links is constant in a neighborhood of c , i.e., $1_{\hat{x}(c',b)>0} = 1_{\hat{x}(c,b)>0}$ for c' in an open set C around c . Moreover, suppose that the vector of active flows is continuously differentiable on C with respect to the vector of costs on the active links with invertible Jacobian. Then*

$$\nabla_c \hat{x}(c, b) = -(\hat{P} \nabla^2 F(\hat{x}) \hat{P})^+. \quad (9)$$

The Jacobian $\nabla_c \hat{x}(c, b)$ is straightforward to compute using Theorem 1. It has several uses. In Section 4 of this paper, we use it to produce illustrations of networks with different substitution patterns. In ongoing work, we use it to derive a fast estimator for the PURC with individual-level data.

3.2 Substitution in tree networks

As we will show below, there are instances where some path flows are complements, meaning that the flow on one path decreases as the cost on the other path increases. This makes it relevant to look for conditions on the network structure that ensure that all paths are necessarily substitutes, meaning a cost increase on one path causes the flow on all other paths to increase.

When talking about substitution, we are considering marginal changes in the cost vector. Hence, we can restrict attention to the active network for a given origin-destination pair, the set of links with positive flow.

The active network for one origin-destination pair is generally small; most of the network is unused at the optimal flow. We also note that the active network is

¹We have also verified the result numerically for a few examples.

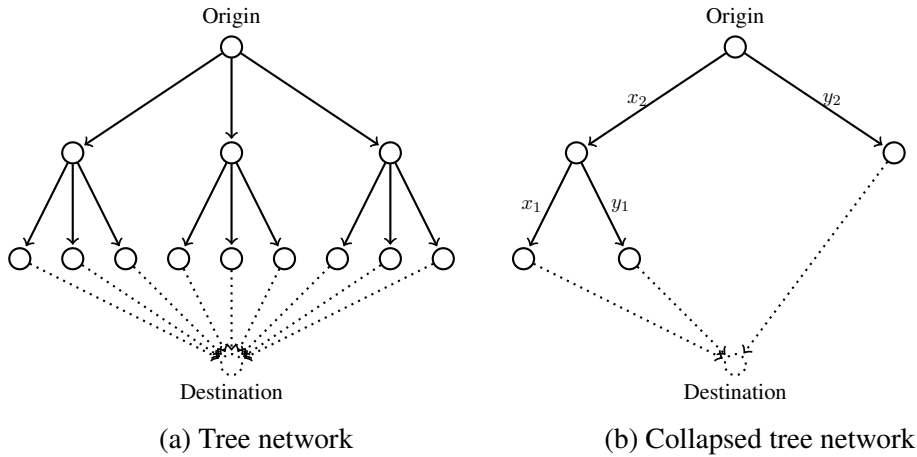


Figure 1: Tree networks

necessarily acyclic by the first-order condition (6) and the assumption of positive link costs.

In this section, we consider what we call tree-shaped (active) networks and show that all paths are substitutes in such networks. Figure 1a shows an example of such a network. In general, we call a network *tree-shaped* if all nodes are connected from the origin to the destination and either flows do not merge at any node except the destination or flows do not split at any node except the origin. The figure shows an example of the first case. In this case, there is a unique path from the origin to any node except the destination, which is the crucial property for the theorem we shall prove.

Theorem 2. *Under the conditions of Theorem 1, if the active network is tree-shaped, then all active paths are substitutes.*

In general, we expect paths to be closer substitutes the more links they have in common. In the appendix, we establish a basis for this expectation using notation and results from the proof of Theorem 2.

3.3 Erratum

Fosgerau et al. (2022) comprises the following (erroneous) result.

Proposition 1. The perturbed utility route choice model is equivalent to a discrete choice model for the choice among all loop-free routes connecting origin to destination. The routes are substitutes in the sense that if the utility of just

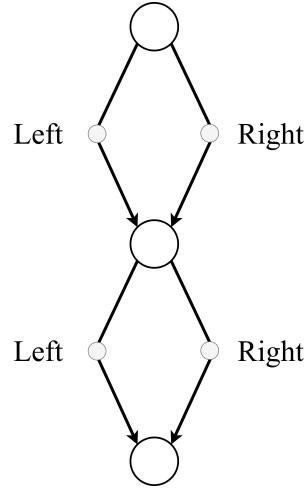


Figure 2: Non-unique path probabilities

one route is increased while the utility of all other routes is unaffected, then the choice probability weakly decreases for all other routes.

Section 4.3 below presents a counterexample to this proposition. There we exhibit a network in which some paths are not substitutes, but complements.

Let us point out the corresponding error in the proof of the proposition given in Fosgerau et al. (2022). In the proof, we rewrote the perturbation function F defined in terms of link flows as a function G defined in terms of path probabilities. It is true that the active network for a single PURC traveler is necessarily acyclic and that we can write any flow as a sum of path flows. We then claimed that G is strictly convex. However, that is not generally true, since the decomposition of a flow into path flows is not unique. The tree-shaped networks of our new Theorem 2 are designed to overcome precisely that problem.

To see how strict convexity of G may fail, consider, for example, the network shown in Figure 2 together with a flow vector x that is $1/2$ on each link. There are four paths through this network: left-left, left-right, right-left, and right-right. We observe that x can be realized with path flow $1/2$ on paths left-left and right-right or alternatively with path flow $1/2$ on paths left-right and right-left.

Hence, the decomposition of this flow into path flows is not unique. The function G is constant over the convex hull of the different possible decompositions and is hence not strictly convex.

4 Illustration with toy networks

In this section, we first provide two small examples that use Theorem 1 to illustrate the effect of path overlap on path substitution in two small networks. The third example exhibits a network in which complementarity can occur.

4.1 Example - overlapping paths

We begin by considering the small network shown in Figure 3, designed as a minimal example of substitution between paths with varying degrees of overlap. The network has two parallel, non-overlapping paths, both of length 1. Path 1 passes nodes 1-2-4, while path 2 passes nodes 1-3-4. A zero-length link at distance t , $0 < t < 1$, from the origin connects path 1 to path 2.² This link creates a third path 3 that first overlaps with path 1 over a distance t , then overlaps with path 2 over a distance $1 - t$.

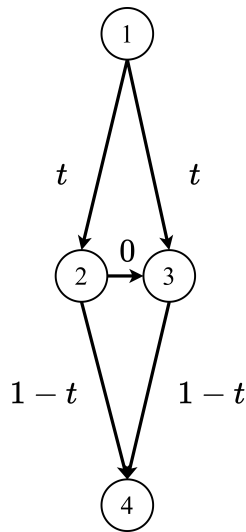


Figure 3: Example overlapping paths

We suppose that all links have positive flow and that the link perturbation functions are quadratic (4), weighted by link lengths. We have computed the Jacobian matrix of the optimal flow vector for $t = 0.4$ and $t = 0.6$ using Theorem 1. Links are ordered in the sequence (12, 13, 23, 24, 34).

²This is a slight abuse of our definition of the PURC model, which requires all links to have positive length. This is harmless since we are not creating a loop.

$$t = 0.4, \nabla_c \hat{x} = \begin{bmatrix} & (12) & (13) & (23) & (24) & (34) \\ (12) & -1.25 & 1.25 & -1.25 & 0 & 0 \\ (13) & 1.25 & -1.25 & 1.25 & 0 & 0 \\ (23) & -1.25 & 1.25 & -2.08 & 0.83 & -0.833 \\ (24) & 0 & 0 & 0.833 & -0.833 & 0.833 \\ (34) & 0 & 0 & -0.833 & 0.833 & -0.833 \end{bmatrix}$$

$$t = 0.6, \nabla_c \hat{x} = \begin{bmatrix} & (12) & (13) & (23) & (24) & (34) \\ (12) & -0.833 & 0.833 & -0.833 & 0 & 0 \\ (13) & 0.833 & -0.833 & 0.833 & 0 & 0 \\ (23) & -0.833 & 0.833 & -2.08 & 1.25 & -1.25 \\ (24) & 0 & 0 & 1.25 & -1.25 & 1.25 \\ (34) & 0 & 0 & -1.25 & 1.25 & -1.25 \end{bmatrix}$$

The fourth column then shows the change in flow following a change in the cost on link 24, which only affects path 1. The Jacobians show that a cost increase on path 1 shifts flow only towards path 2, which overlaps with path 1. The flow on path 3 is unaffected. The shift is larger when t is large and the overlap between paths 1 and 2 is therefore larger.

4.2 Toy network 2

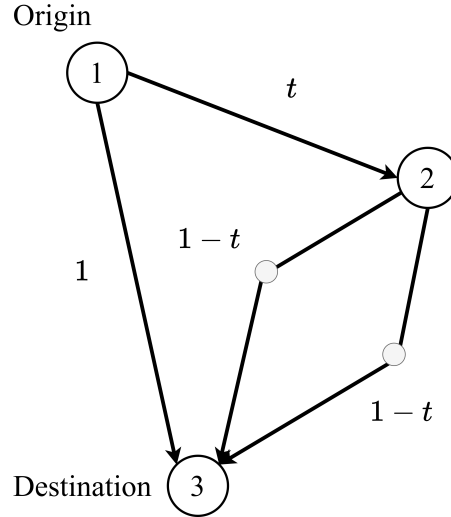


Figure 4: Substitution determined by path overlap

The second example uses a network, shown in Figure 4, that consists of one direct path of length 1 from origin to destination and one path that splits in two at a distance t from the origin with the two subpaths both having length $1 - t$. We label these paths 1, 2 and 3.

We assume positive flow on all links and a quadratic perturbation function weighted by link lengths (4) such that the Hessian of F is $\nabla^2 F = \text{diag}(1, t, 1 - t, 1 - t)$. For this case, we compute the Jacobian of the flow vector using Theorem 1 for $t = 0.4$ and $t = 0.8$ to show how the substitution between path 2 and 3 is determined by their overlap t .

When the overlap is small ($t = 0.4$), we obtain the following Jacobian, ordering the links in the sequence $(13, 12, 23^2, 23^3)$, where superscripts refer to the numbering of the paths.

$$\nabla_c \hat{x} = \begin{bmatrix} & (13) & (12) & (23^2) & (23^3) \\ (13) & -0.588 & 0.588 & 0.294 & 0.294 \\ (12) & 0.588 & -0.588 & -0.294 & -0.294 \\ (23^2) & 0.294 & -0.294 & -0.980 & 0.686 \\ (23^3) & 0.294 & -0.294 & 0.686 & -0.980 \end{bmatrix}$$

Hence, a marginal increase in the cost on link 23^3 on path 3 causes the flow

on path 3 to decrease according to $\frac{\partial \hat{x}_{233}}{\partial c_{233}} = -0.980$. The flow on path 2 increases by 0.686, while the flow on path 1 increases by 0.294.

When the overlap is large ($t = 0.8$), find a much larger shift from path 3 to path 2 and a smaller shift to path 1.

$$\nabla_c \hat{x} = \begin{bmatrix} & (13) & (12) & (23^2) & (23^3) \\ (13) & 0.526 & 0.526 & 0.263 & 0.263 \\ (12) & 0.526 & -0.526 & -0.263 & -0.263 \\ (23^2) & 0.263 & -0.263 & -2.631 & 2.37 \\ (23^3) & 0.263 & -0.263 & 2.37 & -2.63 \end{bmatrix}$$

4.3 Complementarity example

Consider now the network shown in Figure 5, and suppose a positive flow vector \hat{x} such that all links are active. Suppose furthermore quadratic link perturbation functions $F_{ij}(x_{ij}) = x_{ij}^2$. Applying Theorem 1, the Jacobian of \hat{x} with respect to the cost vector can be found to be

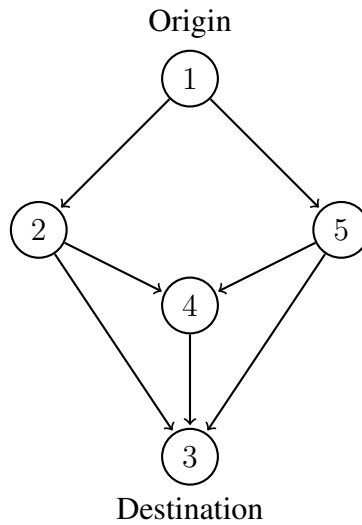


Figure 5: Complementarity example

$$\nabla_c \hat{x} = \begin{bmatrix} & (12) & (15) & (23) & (24) & (43) & (54) & (53) \\ (12) & -0.333 & 0.333 & -0.167 & -0.167 & 0 & 0.167 & 0.167 \\ (15) & 0.333 & -0.3330 & 0.167 & 0.167 & 0 & -0.167 & -0.167 \\ (23) & -0.167 & 0.167 & -0.458 & 0.292 & 0.25 & \mathbf{-0.0417} & 0.208 \\ (24) & -0.167 & 0.167 & 0.292 & -0.458 & -0.25 & 0.208 & -0.0417 \\ (43) & 0 & 0 & 0.25 & -0.25 & -0.5 & -0.25 & 0.25 \\ (54) & 0.167 & -0.167 & \mathbf{-0.0417} & 0.208 & -0.25 & -0.458 & 0.292 \\ (53) & 0.167 & -0.167 & 0.208 & -0.0417 & 0.25 & 0.292 & -0.458 \end{bmatrix}$$

where the columns (and rows) correspond to the network links in the following sequence.

$$(12, 15, 23, 24, 43, 54, 53).$$

Consider the entries marked in bold, corresponding to $\frac{x_{54}}{c_{23}}$ and by symmetry to $\frac{x_{23}}{c_{54}}$. This is negative, which shows that routes 1 – 2 – 3 and 1 – 5 – 4 – 3 are complements and not substitutes: the flow on the latter route decreases when the cost on link 23 on the first route increases. This contradicts the proposition in [Fosgerau et al. \(2022\)](#).

5 Conclusion

This paper has provided a general result allowing substitution patterns to be computed for the perturbed utility route choice model. Theorem 1 states a general, easy applicable formula for the Jacobian of the optimal flow with respect to the vector of link costs. We have used this result to gain insight into the substitution patterns of the PURC model. We have demonstrated by example that paths may be complements and provided conditions under which they are necessarily substitutes.

A Mathematical appendix

Lemma 1. Define

$$\hat{P} = \hat{B} - (A\hat{B})^+ A\hat{B},$$

Then \hat{P} is an orthogonal projection matrix on the linear subspace $\{x \in \mathbb{R}^{|\mathcal{L}|} : Ax = 0, \hat{B}x = x\}$. Moreover,

- a) $\hat{P} = \hat{P}\hat{B}$;
- b) $\hat{P} = \hat{P}^\top = \hat{B} - \hat{B}A^\top (\hat{B}A^\top)^+$.
- c) $\hat{P}A^\top = 0$;
- d) $\hat{P}^2 = \hat{P}$;

Proof of Lemma 1.

- a) It follows by the definition of \hat{P} that $\hat{P}\hat{B} = \hat{P}$.
- b) \hat{P} is symmetric by the definition of the Moore-Penrose inverse. Then point b) follows by straightforward calculation, using that Moore-Penrose inversion commutes with transposition.
- c) Note that

$$\begin{aligned} \hat{P}A^\top &= \hat{P}^\top \hat{B}A^\top \\ &= \left(\hat{B} - \hat{B}A^\top (\hat{B}A^\top)^+ \right) \hat{B}A^\top \\ &= BA^\top - \hat{B}A^\top (\hat{B}A^\top)^+ \hat{B}A^\top = 0. \end{aligned}$$

- d) Follows once we have shown that \hat{P} is an orthogonal projection.

We will show that $\hat{P}x$ minimizes the Euclidian distance to the linear subspace $S = \{x \in \mathbb{R}^{|\mathcal{L}|} : Ax = 0, \hat{B}x = x\}$. This is a quadratic problem with a unique solution y , the orthogonal projection of x on S , given by the first-order condition

$$0 = y - x + A^\top \eta + (I - \hat{B})\mu,$$

where η and μ are dual variables corresponding to the two subspace constraints. Applying \hat{P} to the first-order condition and using the properties just established

shows that $\hat{P}y = \hat{P}x$. Next, $y \in S$ implies that $y = \hat{P}x$. This shows that \hat{P} is the orthogonal projection on S . \square

Lemma 2. Consider the function $C : \mathbb{R}_{++}^J \times \mathbb{R}$ parameterized by y

$$C(x, \lambda) = \sum_{j=1}^J F_j(x_j) + \lambda \left(y - \sum_{j=1}^J x_j \right),$$

where $F_j : \mathbb{R}_{++} \rightarrow \mathbb{R}$ are strictly convex twice differentiable functions and $y > 0$. Let $\hat{C}(y) = \min_{x, \lambda} C(x, \lambda)$ and assume an interior solution $(\hat{x}, \hat{\lambda})$ exists for y in some interval $I \subseteq \mathbb{R}_+$ with $(\hat{x}, \hat{\lambda})$ being differentiable functions of y . Then $\hat{C} : I \rightarrow \mathbb{R}$ is strictly convex and twice differentiable. The optimal allocations \hat{x}_j are all strictly increasing as function of y .

Proof. By the assumption of an interior solution $(\hat{x}, \hat{\lambda})$, we obtain the first-order conditions for minimizing C with respect to \hat{x} :

$$F'_j(\hat{x}_j) = \hat{\lambda}, y = \sum_{j=1}^J \hat{x}_j.$$

By assumption, we can differentiate the interior solution $(\hat{x}, \hat{\lambda})$ with respect to y . We find

$$F''_j(\hat{x}_j) \frac{\partial \hat{x}_j}{\partial y} = \frac{\partial \hat{\lambda}}{\partial y},$$

and hence that

$$1 = \sum_{j=1}^J \frac{\partial \hat{x}_j}{\partial y} = \frac{\partial \hat{\lambda}}{\partial y} \sum_{j=1}^J \frac{1}{F''_j(\hat{x}_j)}.$$

By enveloping,

$$\frac{\partial \hat{C}(y)}{\partial y} = \frac{\partial C(\hat{x}, \hat{\lambda})}{\partial y} = \hat{\lambda}.$$

Differentiating again leads to

$$\frac{\partial^2 \hat{C}(y)}{\partial y^2} = \frac{\partial^2 C(\hat{x}, \hat{\lambda})}{\partial y^2} = \frac{\partial \hat{\lambda}}{\partial y} = \frac{1}{\sum_{j=1}^J \frac{1}{F''_j(\hat{x}_j)}} > 0,$$

Hence, \hat{C} is strictly convex and twice differentiable as required, and $\frac{\partial \hat{x}_j}{\partial y} > 0, j = 1, \dots, J$. \square

Proof of Theorem 1. Differentiating both sides of $A\hat{B}\hat{x}(c, b) = b$ yields $A\hat{B}\nabla_c\hat{x}(c, b) = 0$, since \hat{B} is constant in a neighborhood of c . Then $\nabla_c\hat{x}(c, b)$ belongs to the null space of $A\hat{B}$, which implies that $\hat{P}\nabla_c\hat{x}(c, b) = \nabla_c\hat{x}(c, b)$ by Lemma 1.

The Jacobian $\nabla_c\hat{x}(c, b)$ is symmetric over the set of active links, as can be seen via the following argument. Define $W(c) = \min_{Ax=b, x \geq 0} c^\top x + F(x)$. Then by enveloping, $\nabla W(c) = \hat{x}(c, b)$. Furthermore, $\nabla^2 W(c) = \nabla_c\hat{x}(c, b)$, implying that $\nabla\hat{x}(c, b)$ is symmetric by the Schwartz theorem, provided $\hat{x}(c, b)$ is continuously differentiable. But this holds by the implicit function theorem, which applies due to the assumptions made in the theorem.

Differentiating both sides of the projected first-order condition (8) yields

$$\hat{P}\nabla^2 F(\hat{x})\nabla_c\hat{x}(c, b) = -\hat{P},$$

and using $\hat{P}\nabla_c\hat{x}(c, b) = \nabla_c\hat{x}(c, b)$, we find

$$\hat{P}\nabla^2 F(\hat{x})\hat{P}\nabla_c\hat{x}(c, b) = -\hat{P}.$$

Postmultiplying both sides by $\hat{P}\nabla^2 F(\hat{x})\hat{P}$ gives

$$\hat{P}\nabla^2 F(\hat{x})\hat{P}\nabla_c\hat{x}(c, b)\hat{P}\nabla^2 F(\hat{x})\hat{P} = -\hat{P}\nabla^2 F(\hat{x})\hat{P},$$

which shows that $-\nabla_c\hat{x}(c, b)$ is a generalized inverse of $\hat{P}\nabla^2 F(\hat{x})\hat{P}$. If instead we pre-multiply by $\nabla_c\hat{x}(c, b)$, we find that

$$\nabla_c\hat{x}(c, b)\hat{P}\nabla^2 F(\hat{x})\hat{P}\nabla_c\hat{x}(c, b) = -\nabla_c\hat{x}(c, b)\hat{P} = -\nabla_c\hat{x}(c, b),$$

by symmetry of $\nabla_c\hat{x}(c, b)$ and $\hat{P}\nabla_c x(c, b) = \nabla_c\hat{x}(c, b)$, which shows that $-\nabla_c\hat{x}(c, b)$ is a reflexive generalized inverse for $\hat{P}\nabla^2 F(\hat{x})\hat{P}$. Since both $\hat{P}\nabla^2 F(\hat{x})\hat{P}$ and $\nabla_c\hat{x}(c, b)$ are symmetric, the final two Moore-Penrose conditions are also satisfied such that

$$\nabla_c\hat{x}(c, b) = -(\hat{P}\nabla^2 F(\hat{x})\hat{P})^+$$

□

Proof of Theorem 2. The active network does not change under infinitesimal changes in the cost vector c . Hence, we may restrict attention to the active

tree-shaped network and assume an interior solution for the PURC problem. We will consider a tree-shaped network where flows never merge, except at the destination. The proof is similar for the other case.

At no loss of generality, we can ignore the final links to the destination node, letting the cost and perturbation for these links be absorbed in the next-to-final links. We thus consider a subnetwork such as that shown with solid lines in Figure 1a. We observe that there is a unique path from the origin to each terminal node (after ignoring the destination) and that the flow on each such path is equal to the flow on the last link on the path.

For simplicity of the analysis, we consider a collapsed network as illustrated in Figure 1b. By Lemma 2, the optimal cost of any sub-tree, \hat{C} , can be written as a function of the incoming flow into the sub-tree. In addition, \hat{C} is strictly convex. Hence, we merge the strictly convex sub-tree cost \hat{C} into the perturbation function of the next-to-final links in the collapsed network, such that the perturbation functions remain strictly convex.

For a path r in the collapsed network with K links and flows $x_i, i = 1, \dots, K$, where x_1 is the flow on the final link to the terminal node of path r and where links are numbered in reverse order such that x_K is the flow on the link from the origin. At each node except the terminal node (of path r), there is another outgoing link that captures the remaining flows departing from that node after excluding outgoing flows on the links of path r . Thus flow x_{k+1} may continue on the link with flow x_k or alternatively on the other outgoing link which has flow y_k .

Denote $\alpha_k = F''_{k,x}(x_k)$ and $\beta_k = F''_{k,y}(y_k)$ where links $(k, x), (k, y)$ connect to different terminal nodes but share the same parent node. We note that $\alpha_k, \beta_k > 0$ by the assumptions made in Theorem 1 and Lemma 2.

We consider optimal flows x, y . The first-order condition for the traveler's problem (2) implies that for any node in the network, the sum of marginal cost terms $c_{k,x} + F'_{k,x}(x_k)$ along the path from that node to a terminal node is constant across terminal nodes. Moreover, these terms are each increasing as functions of the link flow since the perturbation functions F_{ij} are strictly convex.

We then obtain several relationships from equating marginal costs across paths. First, equating marginal costs on the last links x, y that share the same

parent node implies

$$c_{1,x} + F'_{1,x}(x_1) = c_{1,y} + F'_{1,y}(y_1).$$

Differentiating this with respect to $c_{1,x}$ yields

$$1 + \alpha_1 x'_1 = \beta_1 y'_1$$

or equivalently, noting that $\beta_1 > 0$,

$$y'_1 = \frac{1}{\beta_1} + \frac{\alpha_1}{\beta_1} x'_1. \quad (10)$$

Similarly, evoking Lemma 2, for $k > 1$, equating marginal costs out of all other non-terminal nodes and letting β_{k+1} encode second-order derivatives of the optimal values for the sub-tree of y_{k+1} leads to

$$\beta_{k+1} y'_{k+1} = \beta_k y'_k + \alpha_{k+1} x'_{k+1} \quad (11)$$

which we may rewrite as

$$y'_{k+1} - y'_k = \frac{\beta_k - \beta_{k+1}}{\beta_{k+1}} y'_k + \frac{\alpha_{k+1}}{\beta_{k+1}} x'_{k+1}. \quad (12)$$

The flow out of link $k + 1$ ends on a terminal link, hence

$$x'_{k+1} = x'_1 + \sum_{j=1}^k y'_j. \quad (13)$$

Finally, the flow into the network is constant,

$$x'_K + y'_K = 0. \quad (14)$$

If $K = 1$, then by eqs. (10) and (14),

$$x'_1 = -\frac{1}{\alpha_1 + \beta_1} < 0$$

and $y'_1 = -x'_1 > 0$. Thus, the claimed substitution holds in this case. Suppose then that substitution holds for all networks satisfying our assumptions whenever

$K \leq \hat{K}$. We will show that substitution then also holds for $K = \hat{K} + 1$.

Observe from (10)-(13) that y'_k always has the form

$$y'_k = a_k + b_k x'_1$$

for positive constants a_k, b_k . From (13), (10) and (14), find that

$$0 = x'_1 + \sum_{k=1}^K y'_k = x'_1 + \sum_{k=1}^K (a_k + b_k x'_1),$$

which yields

$$x'_1 = -\frac{\sum_{k=1}^K a_k}{1 + \sum_{k=1}^K b_k} < 0.$$

We can then find

$$y'_k = a_k - \frac{b_k}{1 + \sum_{j=1}^K b_j} \sum_{j=1}^K a_j, \quad k \leq K$$

which is positive by the induction hypothesis, implying that

$$a_k \left(1 + \sum_{j=1}^K b_j \right) > b_k \sum_{j=1}^K a_j, \quad k \leq K.$$

From (11)-(13), we obtain that

$$y'_{k+1} = \frac{\alpha_{k+1}}{\beta_{k+1}} x'_1 + \frac{\alpha_{k+1}}{\beta_{k+1}} \sum_{j=1}^k (a_j + b_j x'_1) + \frac{\beta_k}{\beta_{k+1}} (a_k + b_k x'_1)$$

and hence the recursive formulae

$$a_{k+1} = \frac{\alpha_{k+1}}{\beta_{k+1}} \sum_{j=1}^k a_j + \frac{\beta_k}{\beta_{k+1}} a_k, \quad b_{k+1} = \frac{\alpha_{k+1}}{\beta_{k+1}} + \frac{\alpha_{k+1}}{\beta_{k+1}} \sum_{j=1}^k b_j + \frac{\beta_k}{\beta_{k+1}} b_k. \quad (15)$$

Now let $K = \hat{K}$ and consider $y'_{k|K+1}, k \leq K + 1$. This is positive iff

$$a_k - \frac{b_k}{\left(1 + \sum_{j=1}^K b_j + b_{K+1}\right)} \left(\sum_{j=1}^K a_j + a_{K+1}\right) > 0 \Leftrightarrow$$

$$a_k \left(1 + \sum_{j=1}^K b_j\right) + a_k b_{K+1} > b_k \sum_{j=1}^K a_j + b_k a_{K+1}.$$

We have by induction hypothesis that $y'_{k|K} > 0$. Hence, the last inequality holds if $a_k b_{K+1} - b_k a_{K+1} \geq 0$. Following Eq. (15), we have

$$a_k b_{K+1} - b_k a_{K+1} \geq 0 \Leftrightarrow$$

$$\frac{\alpha_{K+1}}{\beta_{K+1}} \left[a_k \left(1 + \sum_{j=1}^K b_j\right) - b_k \sum_{j=1}^K a_j \right] + \frac{\beta_K}{\beta_{K+1}} (a_k b_K - b_k a_K) \geq 0.$$

Since $\alpha_k, \beta_k > 0, \forall k$, we have similarly that the last inequality holds if $a_k b_K - b_k a_K \geq 0$. But by the induction hypothesis we have $y'_{k|K} > 0, y'_{k|k} > 0, \forall k \leq K, k \leq \hat{K}$. We conclude that $y'_{k|K} > 0, \forall k \leq K, K \in \mathbb{Z}_{++}$. □

Argument for statement in the text after Theorem 2. From eq. (13) in the previous proof, we observe that $y'_{k+1} < y'_k$ if $\beta_k \leq \beta_{k+1}$, since $x'_{k+1} < 0$. In general, we would expect this to be the case, since paths that branch off higher in the tree will tend to be longer. □

References

- Allen, R., Rehbeck, J., 2019. Identification with additively separable heterogeneity. *Econometrica* 87, 1021–1054.
- Bekhor, S., Prashker, J., 2001. Stochastic user equilibrium formulation for generalized nested logit model. *Transportation Research Record* 1752, 84–90.
- Bekhor, S., Prashker, J. N., 1999. Formulations of extended logit stochastic user equilibrium assignments. In: *14th International Symposium on Transportation and Traffic Theory* Transportation Research Institute.

- Ben-Akiva, M., Bierlaire, M., 1999. Discrete choice methods and their applications to short term travel decisions. In: *Handbook of transportation science*, Springer, pp. 5–33.
- Bovy, P. H., Bekhor, S., Prato, C. G., 2008. The factor of revisited path size: Alternative derivation. *Transportation Research Record* 2076, 132–140.
- Castillo, E., Menéndez, J. M., Jiménez, P., Rivas, A., 2008. Closed form expressions for choice probabilities in the weibull case. *Transportation Research Part B: Methodological* 42, 373–380.
- Chu, C., 1989. A paired combinatorial logit model for travel demand analysis. In: *Proceedings of the fifth world conference on transportation research*, vol. 4, pp. 295–309.
- Daganzo, C. F., Sheffi, Y., 1977. On stochastic models of traffic assignment. *Transportation science* 11, 253–274.
- Duncan, L. C., Watling, D. P., Connors, R. D., Rasmussen, T. K., Nielsen, O. A., 2020. Path size logit route choice models: Issues with current models, a new internally consistent approach, and parameter estimation on a large-scale network with gps data. *Transportation Research Part B: Methodological* 135, 1–40.
- Fosgerau, M., Bierlaire, M., 2009. Discrete choice models with multiplicative error terms. *Transportation Research Part B: Methodological* 43, 494–505, publisher: Elsevier Ltd ISBN: 0191-2615.
- Fosgerau, M., Frejinger, E., Karlstrom, A., 2013a. A link based network route choice model with unrestricted choice set. *Transportation Research Part B: Methodological* 56, 70–80.
- Fosgerau, M., McFadden, D., Bierlaire, M., 2013b. Choice probability generating functions. *Journal of Choice Modelling* 8.
- Fosgerau, M., McFadden, D. L., 2012. A theory of the perturbed consumer with general budgets. NBER Working Paper 17953.
- Fosgerau, M., Melo, E., Shum, M., Sørensen, J. R.-V., 2021. Some Remarks on CCP-based Estimators of Dynamic Models. Working Paper .

- Fosgerau, M., Paulsen, M., Rasmussen, T. K., 2022. A perturbed utility route choice model. *Transportation Research Part C* 136, arXiv: 2103.13784v1 ISBN: 2103.13784v1 Publisher: arXiv.
- Fosgerau, M., Łukawska, M., Paulsen, M., Rasmussen, T., 2023. Bikeability and the induced demand for cycling. *Proceedings of the National Academy of Sciences* .
- Gliebe, J., Koppelman, F., Ziliaskopoulos, A., 1999. Route choice using a paired combinatorial logit model. In: *78th TRB Meeting, Washington DC*.
- Hofbauer, J., Sandholm, W. H., 2002. On the global convergence of stochastic fictitious play. *Econometrica* 70, 2265–2294.
- Kitthamkesorn, S., Chen, A., 2013. A path-size weibit stochastic user equilibrium model. *Transportation Research Part B: Methodological* 57, 378–397.
- Li, G., Chen, A., Ryu, S., Kitthamkesorn, S., Xu, X., 2024. Modeling elasticity, similarity, stochasticity, and congestion in a network equilibrium framework using a paired combinatorial weibit choice model. *Transportation Research Part B: Methodological* 179, 102870.
- Mai, T., 2016. A method of integrating correlation structures for a generalized recursive route choice model. *Transportation Research Part B: Methodological* 93, 146–161.
- Mai, T., Fosgerau, M., Frejinger, E., 2015. A nested recursive logit model for route choice analysis. *Transportation Research Part B: Methodological* 75, 100–112.
- Marzano, V., Papola, A., 2008. On the covariance structure of the cross-nested logit model. *Transportation Research Part B: Methodological* 42, 83–98.
- McFadden, D., 1981. Econometric Models of Probabilistic Choice. In: Manski, C., McFadden, D. (eds.), *Structural Analysis of Discrete Data with Econometric Applications*, MIT Press, Cambridge, MA, USA, pp. 198–272, iSSN: 00219398.

- Oyama, Y., Hato, E., 2019. Prism-based path set restriction for solving markovian traffic assignment problem. *Transportation Research Part B: Methodological* 122, 528–546.
- Ramming, M. S., 2001. Network knowledge and route choice. Unpublished Ph. D. Thesis, Massachusetts Institute of Technology .
- Roberts, B., Kroese, D., 2007. Estimating the Number of s-t Paths in a Graph. *Journal of Graph Algorithms and Applications* 11, 195–214.
- Sørensen, J. R.-V., Fosgerau, M., 2022. How McFadden met Rockafellar and learned to do more with less. *Journal of Mathematical Economics* 100.
- Vovsha, P., 1997. Application of cross-nested logit model to mode choice in tel aviv, israel, metropolitan area. *Transportation Research Record* 1607, 6–15.
- Wen, C.-H., Koppelman, F. S., 2001. The generalized nested logit model. *Transportation Research Part B: Methodological* 35, 627–641.
- Yao, R., Fosgerau, M., Paulsen, M., Rasmussen, T., 2024. Perturbed utility stochastic traffic assignment. *Transportation Science* 58.