

Exact solution for a discrete-time SIR model

Márcia Lemos-Silva^a, Sandra Vaz^b, Delfim F. M. Torres^{a,c,*}

^a*Center for Research and Development in Mathematics and Applications (CIDMA),
Department of Mathematics, University of Aveiro, 3810-193 Aveiro, Portugal*

^b*Center of Mathematics and Applications (CMA-UBI), Department of Mathematics,
University of Beira Interior, 6201-001 Covilhã, Portugal*

^c*Research Center in Exact Sciences (CICE), Faculty of Sciences and Technology (FCT),
University of Cape Verde (Uni-CV), 7943-010 Praia, Cabo Verde*

Abstract

We propose a nonstandard finite difference scheme for the Susceptible–Infected–Removed (SIR) continuous model. We prove that our discretized system is dynamically consistent with its continuous counterpart and we derive its exact solution. We end with the analysis of the long-term behavior of susceptible, infected and removed individuals, illustrating our results with examples. In contrast with the SIR discrete-time model available in the literature, our new model is simultaneously mathematically and biologically sound.

Keywords: Compartmental models, Nonlinear epidemiological systems, Mickens method, Local stability, Exact solution of a SIR discrete-time system, Consistent discretization

2020 MSC: 65L10, 65L12 (Primary) 39A30, 92-10 (Secondary)

1. Introduction

Compartmental models are widely used in mathematical modeling of infectious diseases. Modeling such diseases became a topic of great interest when in 1927 Kermack and McKendrick presented their SIR model [7] that aimed to study the spread of infectious diseases in a population divided into three groups: susceptible, infected, and removed, by tracking the evolution of each group over time. Since then, compartmental models have been widely used in the field of epidemiology, biology, economy, among others. Nowadays, these models are still of great importance and have undergone remarkable advances, with the development of more sophisticated models that better capture the complex dynamics of various diseases, see, e.g., [9, 10, 17, 18].

In general, the vast majority of these compartmental models are governed by nonlinear differential equations for which no exact solutions are known. To overcome this problem, there are several numerical methods one can apply to convert such models to their discrete counterparts in order to find suitable approximated solutions. However, standard difference schemes, such as Euler and Runge–Kutta methods, often fail to solve nonlinear systems in a consistent way [16]. Thus, it is necessary to adopt a scheme that ensures that no numerical instabilities occur. Nonstandard finite discrete difference (NSFD) schemes can be used to eliminate these instabilities: see, e.g., Mickens' book [11]. This is possible because there are some designed laws that systems must satisfy in order to preserve the qualitative properties of the continuous model, such as non-negativity, boundedness, stability of the equilibrium points, and others [13]. The literature on Mickens-type NSFD schemes is now vast [4, 17, 18]. In particular, we can find many results on

*Corresponding author: delfim@ua.pt

Email addresses: marcialemos@ua.pt (Márcia Lemos-Silva), svaz@ubi.pt (Sandra Vaz), delfim@ua.pt (Delfim F. M. Torres), delfim@unicv.cv (Delfim F. M. Torres)

URL: <https://orcid.org/0000-0001-5466-0504> (Márcia Lemos-Silva),
<https://orcid.org/0000-0002-1507-2272> (Sandra Vaz), <https://orcid.org/0000-0001-8641-2505> (Delfim F. M. Torres)

NSFD to solve biomath models. For example, in [1] the authors show that the NSFD scheme applies directly for mass action-based models of biological and chemical processes, while in [6] the Mickens' method is used to construct a dynamically consistent second-order NSFD scheme for the general Rosenzweig–MacArthur predator-prey model, and in [15] for a SIR epidemic model.

While for the most realistic models it is impossible to find their solutions analytically, in some cases the exact solution can be obtained [3, 5]. Recently, the epidemic SIR continuous differential system model [2] was extended to time-dependent coefficients and its exact solution computed [3]. More interesting, a new discrete-time SIR model was also proposed with an exact solution. Unfortunately, the discrete-time model of [3] may present negative solutions even when the initial conditions are positive, which has no biological meaning. Here we propose a new NSFD discrete-time model that is consistent with the continuous SIR model of [2]. Although we are considering one of the simplest models regarding the spread of infectious diseases, our model is new, non-classical, and non-standard. More precisely, the discrete-time model we propose here corrects the recent discrete-time model of [3]. Our proposed model is obtained using the non-standard approach of Mickens [14]. Unlike almost all discrete-time models, it has an exact solution, and, in contrast with [3], we are able to prove that all its solutions remain non-negative.

This paper is organized as follows. In Section 2, a brief state of the art for continuous and discrete time SIR models with exact explicit solutions is presented. Our results are then given in Section 3: we propose a new discrete-time autonomous SIR model proving its dynamical consistency. In concrete, we prove the non-negativity and boundedness of its solution (Proposition 2), an explicit formula of the exact solution (Theorem 1), and we investigate the convergence of the model under study to the equilibrium points (Theorems 2 and 3). Some illustrative examples that support the obtained results are given in Section 4. We end with Section 5 of conclusions and some possible directions for future work.

2. State of the art and our main goal

In [2], Bailey proposed the following Susceptible–Infected–Removed (SIR) model:

$$\begin{cases} x' = -\frac{bxy}{x+y}, \\ y' = \frac{bxy}{x+y} - cy, \\ z' = cy, \end{cases} \quad (1)$$

where $b, c \in \mathbb{R}^+$, $x(t_0) = x_0 > 0$, $y(t_0) = y_0 > 0$ and $z(t_0) = z_0 \geq 0$ for some $t_0 \in \mathbb{R}_0^+$. Moreover, $x, y, z : \mathbb{R}_{t_0} \rightarrow \mathbb{R}_0^+$, where $\mathbb{R}_{t_0} := \{t \in \mathbb{R} : t \geq t_0\}$. This system is a compartmental model where x represents the number of susceptible individuals, y the number of infected individuals, and z the number of removed individuals. Note that by adding the right-hand side of equations (1) one has $x'(t) + y'(t) + z'(t) = 0$, that is, $x(t) + y(t) + z(t) = N$ for all t , where the constant $N := x_0 + y_0 + z_0$ denotes the total population under study. This means that it is enough to solve the first two equations of system (1): after we know $x(t)$ and $y(t)$, we can immediately compute $z(t)$ using the equality $z(t) = N - x(t) - y(t)$.

The exact solution of (1) has already been formulated in [5]. Assuming $x, y > 0$ and $b, c \in \mathbb{R}^+$, the solution is given by

$$\begin{cases} x(t) = x_0(1 + \kappa)^{\frac{b}{b-c}}(1 + \kappa e^{(b-c)(t-t_0)})^{-\frac{b}{b-c}}, \\ y(t) = y_0(1 + \kappa)^{\frac{b}{b-c}}(1 + \kappa e^{(b-c)(t-t_0)})^{-\frac{b}{b-c}}e^{(b-c)(t-t_0)}, \\ z(t) = N - (x_0 + y_0)^{\frac{b}{b-c}}(x_0 + y_0 e^{(b-c)(t-t_0)})^{-\frac{c}{b-c}}, \end{cases} \quad (2)$$

where $\kappa = \frac{y_0}{x_0}$. The solution (2) of system (1) is obtained by solving the first two equations and then using the constant population property to infer z [5].

The authors of [3] proposed a different method to solve (1), considering the autonomous and non-autonomous model. In the latter case, $b, c : \mathbb{R} \rightarrow \mathbb{R}^+$ and the solution can be written as

$$\begin{cases} x(t) = x_0 \exp \left\{ -\kappa \int_{t_0}^t b(s) \left(\kappa + e^{\int_{t_0}^s (c-b)(\tau) d\tau} \right)^{-1} ds \right\}, \\ y(t) = y_0 \exp \left\{ \int_{t_0}^t \left(b(s) \left(1 + \kappa e^{\int_{t_0}^s (c-b)(\tau) d\tau} \right)^{-1} - c(s) \right) ds \right\}, \\ z(t) = N - \left(y_0 e^{\int_{t_0}^t (b-c)(s) ds} + x_0 \right) \exp \left\{ -\kappa \int_{t_0}^t b(s) \left(\kappa + e^{\int_{t_0}^s (c-b)(\tau) d\tau} \right)^{-1} ds \right\}, \end{cases} \quad (3)$$

which is identical to (2) if $b, c \in \mathbb{R}^+$.

Moreover, in [3] the authors also present a discrete-time dynamic SIR model given by

$$\begin{cases} x(t+1) = x(t) - \frac{b(t)x(t)y(t+1)}{x(t)+y(t)}, \\ y(t+1) = y(t) + \frac{b(t)x(t)y(t+1)}{x(t)+y(t)} - c(t)y(t+1), \\ z(t+1) = z(t) + c(t)y(t+1), \end{cases} \quad (4)$$

with $x(t_0) = x_0 > 0$, $y(t_0) = y_0 > 0$ and $z(t_0) = z_0 \geq 0$, for some $t_0 \in \mathbb{R}_0^+$, and $t \in \mathbb{Z}_{t_0} := \{t_0, t_0 + 1, t_0 + 2, \dots\}$, obtaining its exact solution. In this case, the time step is considered to be $h = 1$, and then the state at time t is followed by the state at time $t + 1$. Here we call attention to the fact that system (4) fails to guarantee the non-negativity of solutions, which should be inherent to any epidemiological model, meaning that (4) has no biological relevance. For example, let $x_0 = 0.6$, $y_0 = 0.4$ and $z_0 = 0$ with $b(t) \equiv 1.5$ and $c(t) \equiv 0.1$. Then, $x(1) = -1.2$, which does not make sense. More generally, the following result holds.

Proposition 1. *Let $x_0 > 0$, $y_0 > 0$ and $z_0 \geq 0$. If $b(t) > 1 + c(t)$ for all t , then there exists a $\tau > t_0$ such that the solution x of (4) is negative, that is, $x(\tau) < 0$.*

Proof. From the second equation of (4), we obtain that

$$y(t+1) = \frac{y(t)(x(t) + y(t))}{(1 + c(t))(x(t) + y(t)) - b(t)x(t)}.$$

Substituting this expression into the first equation of system (4), direct calculations show that

$$x(t+1) = x(t) - \frac{b(t)x(t)y(t)}{(1 + c(t))(x(t) + y(t)) - b(t)x(t)}.$$

We conclude that $x(t+1) < 0$ is equivalent to $b(t) > 1 + c(t)$. □

It is the main goal of the present work to provide a new discrete-time model for (1), alternative to (4), also with an exact solution but, in contrast with (4), with biological meaning, that is, with a non-negative solution for any non-negative values of the initial conditions.

3. The discrete-time SIR model

When discretizing a system it is crucial to choose a method that generates a discrete-time system whose properties and qualitative behavior is identical to its continuous counterpart. Here we present a dynamically consistent Nonstandard Finite Difference (NSFD) scheme for system (1), constructed by following the rules stated by Mickens in [12, 13]. According to [13], a dynamically consistent NSFD scheme is constructed by following two fundamental rules:

1. The first order derivative x' is approximated by

$$x' \rightarrow \frac{x_{n+1} - \psi(h)x_n}{\phi(h)},$$

where x_n and x_{n+1} describe the state of the variable x at times n and $n + 1$, respectively, and h denotes the time step. Moreover, $\psi(h)$ and $\phi(h)$ satisfy $\psi(h) = 1 + \mathcal{O}(h)$ and $\phi(h) = h + \mathcal{O}(h^2)$, respectively. The same notions are applied to the other variables present on system (1).

- Both linear and nonlinear terms of the state variables and their derivatives may need to be substituted by nonlocal forms. For example,

$$xy \rightarrow x_{i+1}y_i, \quad x^2 \rightarrow x_{i+1}x_i, \quad x^2 = 2x^2 - x^2 \rightarrow 2(x_i)^2 - x_{i+1}x_i.$$

In the majority of works on this topic, one can find that $\psi(h)$ is chosen to be simply 1. We also make that choice here. Throughout our work, the denominator function will be $\phi(h) = h$.

Our proposal for a NSFD scheme for system (1) is

$$\begin{cases} \frac{x_{n+1} - x_n}{h} = -\frac{bx_{n+1}y_n}{x_n + y_n}, \\ \frac{y_{n+1} - y_n}{h} = \frac{bx_{n+1}y_n}{x_n + y_n} - cy_{n+1}, \\ \frac{z_{n+1} - z_n}{h} = cy_{n+1}, \end{cases} \quad (5)$$

where

$$b, c \in \mathbb{R}^+, \quad x(t_0) = x_0 > 0, \quad y(t_0) = y_0 > 0, \quad \text{and} \quad z(t_0) = z_0 \geq 0. \quad (6)$$

System (5) can be rewritten, in an equivalent way, as

$$\begin{cases} x_{n+1} = \frac{x_n(x_n + y_n)}{x_n + y_n(1 + bh)}, \\ y_{n+1} = \frac{y_n(1 + bh)(x_n + y_n)}{(1 + ch)(x_n + y_n(1 + bh))}, \\ z_{n+1} = \frac{chy_n(1 + bh)(x_n + y_n)}{(1 + ch)(x_n + y_n(1 + bh))} + z_n. \end{cases} \quad (7)$$

In the sequel we define the total population N by

$$N := x_0 + y_0 + z_0.$$

Observe that $N > 0$.

3.1. Non-negativity and boundedness of solutions

One of the most important properties regarding epidemiological models is the need to keep all the solutions non-negative over time. Also, in this particular case, the total population $N = x + y + z$ must remain constant. Thus, we prove our first result.

Proposition 2. *All solutions of (5)–(6) remain non-negative for all $n > 0$. Moreover, the discretized scheme (5) guarantees that the population remains constant over time: $x_n + y_n + z_n = N$ for all $n \in \mathbb{N}$.*

Proof. Let (x_0, y_0, z_0) be given in agreement with (6). Since, by definition, all parameters are non-negative, then all equations of system (7), x_{n+1} , y_{n+1} , z_{n+1} , are clearly non-negative. Let $n \in \mathbb{N}_0$ and define $N_n = x_n + y_n + z_n$. Adding the three equations of (5), we have

$$\frac{N_{n+1} - N_n}{h} = 0 \Leftrightarrow N_{n+1} = N_n.$$

Thus, the population remains constant: $N_n = N$ for any $n \in \mathbb{N}_0$. □

3.2. Equilibrium points

To obtain the equilibrium points of system (5) or, equivalently, (7), one has to find the fixed points $(x^*, y^*, z^*) = F(x^*, y^*, z^*)$ of function

$$F(x, y, z) = \left(\frac{x(x+y)}{x+y(1+bh)}, \frac{y(1+bh)(x+y)}{(1+ch)(x+y(1+bh))}, \frac{chy(1+bh)(x+y)}{(1+ch)(x+y(1+bh))} + z \right).$$

By doing so, it follows that the equilibrium points are $(\alpha, 0, N - \alpha)$, with $\alpha \in \mathbb{R}_0^+$, being in agreement with the known results of the continuous-time model (1) in [3].

3.3. Exact solution

Here we derive the exact solution of the discrete-time dynamical system (7).

Theorem 1. *The exact solution of system (7) is given by*

$$\begin{cases} x_n = x_0 \prod_{i=1}^n \frac{1 + \bar{\kappa}\xi^{i-1}}{1 + bh + \bar{\kappa}\xi^{i-1}}, \\ y_n = \frac{y_0}{\xi^n} \prod_{i=1}^n \frac{1 + \bar{\kappa}\xi^{i-1}}{1 + bh + \bar{\kappa}\xi^{i-1}}, \\ z_n = N - \left(x_0 + \frac{y_0}{\xi^n}\right) \prod_{i=1}^n \frac{1 + \bar{\kappa}\xi^{i-1}}{1 + bh + \bar{\kappa}\xi^{i-1}}, \end{cases} \quad (8)$$

where $\bar{\kappa} = \frac{x_0}{y_0}$ and $\xi = \frac{1+ch}{1+bh}$.

Proof. We do the proof by induction. For $n = 1$, we have

$$x_1 = x_0 \left(\frac{1 + \bar{\kappa}}{1 + bh + \bar{\kappa}} \right) = x_0 \left(\frac{x_0 + y_0}{x_0 + y_0(1 + bh)} \right), \text{ because } \bar{\kappa} = \frac{x_0}{y_0}, \quad (9)$$

and

$$y_1 = \frac{y_0}{\xi} \left(\frac{1 + \bar{\kappa}}{1 + bh + \bar{\kappa}} \right) = \frac{y_0(1 + bh)}{(1 + ch)} \left(\frac{y_0 + x_0}{x_0 + y_0(1 + bh)} \right), \text{ by the definition of } \bar{\kappa} \text{ and } \xi. \quad (10)$$

Both (9) and (10) are true from system (7). Now, let us state the inductive hypothesis that (8) holds true for a certain $n = m$. We want to prove that it remains valid for $n = m + 1$. Thus,

$$\begin{aligned} x_{m+1} &= x_0 \prod_{i=1}^{m+1} \frac{1 + \bar{\kappa}\xi^{i-1}}{1 + bh + \bar{\kappa}\xi^{i-1}} \\ &= x_0 \prod_{i=1}^m \frac{1 + \bar{\kappa}\xi^{i-1}}{1 + bh + \bar{\kappa}\xi^{i-1}} \cdot \frac{1 + \bar{\kappa}\xi^m}{1 + bh + \bar{\kappa}\xi^m} \\ &= x_m \left(\frac{1 + \bar{\kappa}\xi^m}{1 + bh + \bar{\kappa}\xi^m} \right), \text{ by inductive hypothesis.} \end{aligned}$$

Note that the first two equations of (8) can be rewritten as

$$x_0 = \frac{x_n}{\prod_{i=1}^n \frac{1 + \bar{\kappa}\xi^{i-1}}{1 + bh + \bar{\kappa}\xi^{i-1}}} \quad (11)$$

and

$$y_0 = \frac{y_n \xi^n}{\prod_{i=1}^n \frac{1 + \bar{\kappa}\xi^{i-1}}{1 + bh + \bar{\kappa}\xi^{i-1}}}. \quad (12)$$

Then, using (11) and (12), and the definition of $\bar{\kappa}$, we get

$$x_{m+1} = x_m \left(\frac{x_m + y_m}{x_m + y_m(1 + bh)} \right). \quad (13)$$

Moreover,

$$\begin{aligned} y_{m+1} &= \frac{y_0}{\xi^{m+1}} \prod_{i=1}^{m+1} \frac{1 + \bar{\kappa}\xi^{i-1}}{1 + bh + \bar{\kappa}\xi^{i-1}} \\ &= \frac{y_0}{\xi^m} \cdot \frac{1}{\xi} \prod_{i=1}^m \frac{1 + \bar{\kappa}\xi^{i-1}}{1 + bh + \bar{\kappa}\xi^{i-1}} \cdot \frac{1 + \bar{\kappa}\xi^m}{1 + bh + \bar{\kappa}\xi^m} \\ &= \frac{y_m}{\xi} \left(\frac{1 + \bar{\kappa}\xi^m}{1 + bh + \bar{\kappa}\xi^m} \right), \text{ by inductive hypothesis.} \end{aligned} \quad (14)$$

Likewise, using (11) and (12) and the definition of $\bar{\kappa}$ and ξ , we get

$$y_{m+1} = \frac{y_m(1 + bh)(x_m + y_m)}{(1 + ch)(x_m + y_m(1 + bh))}. \quad (15)$$

To finish, we note that both (13) and (15) are also in agreement with system (7). Furthermore, since $N = x_n + y_n + z_n$, that is, $z_n = N - x_n - y_n$, we have

$$z_n = N - \left(x_0 + \frac{y_0}{\xi^n} \right) \prod_{i=1}^n \frac{1 + \bar{\kappa}\xi^{i-1}}{1 + bh + \bar{\kappa}\xi^{i-1}}, \quad n \geq 1.$$

The proof is complete. □

3.4. Long-term behavior

To begin, let us note that x_n , as stated in (8), can be rewritten as

$$x_n = x_0 \prod_{i=1}^n \left(\frac{1}{1 + \frac{bh}{1 + \bar{\kappa}\xi^{i-1}}} \right), \quad (16)$$

while y_n can be rewritten as

$$y_n = y_0 \prod_{i=1}^n \left(\frac{1}{\xi} \cdot \frac{1 + \bar{\kappa}\xi^{i-1}}{1 + bh + \bar{\kappa}\xi^{i-1}} \right) = y_0 \prod_{i=1}^n \left(\frac{1}{\xi + \frac{bh\xi}{1 + \bar{\kappa}\xi^{i-1}}} \right). \quad (17)$$

The reproduction number \mathcal{R}_0 is one of the most significant threshold quantities used in epidemiology. It is well-known that

$$\mathcal{R}_0 = \frac{b}{c}$$

for system (1). The same happens for all coherent discretizations of (1), in particular to system (5) or (7). Here we prove that the extinction equilibrium is asymptotically stable when $\mathcal{R}_0 \geq 1$ (Theorem 2); and the disease free equilibrium is asymptotically stable when $\mathcal{R}_0 < 1$ (Theorem 3).

Theorem 2. *Let $\mathcal{R}_0 \geq 1$. Then all solutions (8) converge to the equilibrium $(0, 0, N)$.*

Proof. We prove this result in two distinct parts.

(i) Assume that $\mathcal{R}_0 = 1$, that is, $b = c$. Then, $\xi = 1$ and from (16) we have

$$x_n = x_0 \prod_{i=1}^n \frac{1 + \bar{\kappa}}{1 + bh + \bar{\kappa}} = x_0 \left(\frac{1 + \bar{\kappa}}{1 + bh + \bar{\kappa}} \right)^n.$$

Since $\frac{1+\bar{\kappa}}{1+bh+\bar{\kappa}} < 1$, then $\lim_{n \rightarrow \infty} x_n = 0$. The same conclusion is taken regarding y_n . Moreover, since $z_n = N - x_n - y_n$, it is clear that under the condition $b = c$ all the solutions (8) converge to the equilibrium $(0, 0, N)$.

(ii) Let us now consider that $\mathcal{R}_0 > 1$, that is, $b > c$. It follows that $\xi = \frac{1+ch}{1+bh} < 1$. Considering (16), we can define a_i as

$$a_i = \frac{1}{1 + \frac{bh}{1+\bar{\kappa}\xi^{i-1}}}, \quad i \geq 1. \quad (18)$$

Thus,

$$1 > \frac{1}{1 + \frac{bh}{1+\bar{\kappa}\xi^{i-1}}} > \frac{1}{1 + \frac{bh}{1+\bar{\kappa}\xi^i}} \Rightarrow 1 > a_i > a_{i+1}, \quad i \geq 1.$$

This means that $0 < x_n = x_0 a_1 a_2 \dots a_n < x_0 (a_1)^n$. Therefore, $\lim_{n \rightarrow \infty} x_n = 0$. Similarly, consider (17) and define \tilde{a}_i as

$$\tilde{a}_i = \frac{1}{\xi \left(1 + \frac{bh}{1+\bar{\kappa}\xi^{i-1}} \right)}, \quad i \geq 1. \quad (19)$$

From (19) the following relations hold:

$$\frac{1}{\xi + \frac{bh\xi}{1+\bar{\kappa}\xi^{i-1}}} > \frac{1}{\xi + \frac{bh\xi}{1+\bar{\kappa}\xi^i}} \Rightarrow \tilde{a}_i > \tilde{a}_{i+1}, \quad i \geq 1.$$

We can also see that $\tilde{a}_{i-1} < \frac{1}{\xi}$ for all $i \in \mathbb{N}$. Note that for \tilde{a}_1 to be smaller than 1, we need to impose strong conditions. In fact,

$$\begin{aligned} \tilde{a}_1 < 1 &\Rightarrow \frac{1}{\xi \left(1 + \frac{bh}{1+\bar{\kappa}} \right)} < 1 \Leftrightarrow \frac{1+\bar{\kappa}}{1+\bar{\kappa}+bh} < \frac{1+ch}{1+bh}, \quad \text{by definition of } \xi, \\ &\Leftrightarrow c > \frac{b\bar{\kappa}}{1+bh+\bar{\kappa}}. \end{aligned}$$

Nevertheless, we can also see that for a certain p , we have $\tilde{a}_{p+1} < 1$. Indeed,

$$\begin{aligned} \tilde{a}_p < 1 &\Rightarrow \frac{1}{\xi \left(1 + \frac{bh}{1+\bar{\kappa}\xi^{p-1}} \right)} < 1 \Leftrightarrow 1 + \bar{\kappa}\xi^{p-1} < \xi(1 + \bar{\kappa}\xi^{p-1} + bh\xi) \\ &\Leftrightarrow \xi^{p-1}(\bar{\kappa} - \bar{\kappa}\xi) < \xi(bh + 1) - 1 \\ &\Leftrightarrow \xi^{p-1} < \frac{ch}{\bar{\kappa}(1-\xi)}, \quad \text{by definition of } \xi. \end{aligned}$$

Then, applying the natural logarithm to both sides of the inequality, we get

$$\ln(\xi^{p-1}) < \ln \left(\frac{ch}{\bar{\kappa}(1-\xi)} \right)$$

and, since $\xi < 1$, it follows that

$$p > 1 + \frac{\ln \left(\frac{ch}{(1-\xi)\bar{\kappa}} \right)}{\ln(\xi)}. \quad (20)$$

Thus, we can rewrite

$$y_n = y_0 \tilde{a}_1 \tilde{a}_2 \dots \tilde{a}_n < y_0 (\tilde{a}_1)^p \prod_{i=p+1}^n \tilde{a}_i < y_0 M (\tilde{a}_{p+1})^{n-(p+1)}, \quad M = (\tilde{a}_1)^p \in \mathbb{R}^+. \quad (21)$$

Since $\lim_{n \rightarrow \infty} (\tilde{a}_{p+1})^{n-(p+1)} = 0$, this means that $\lim_{n \rightarrow \infty} y_n = 0$. By definition, we also have $\lim_{n \rightarrow \infty} z_n = N$. Therefore, all the solutions will converge to the equilibrium point $(0, 0, N)$ when $b > c$.

Given (i) and (ii), the proof is complete. \square

Theorem 3. Consider $\mathcal{R}_0 < 1$. Then all solutions (8) converge to the equilibrium $(\alpha, 0, N - \alpha)$ for some $\alpha \in]0, N]$.

Proof. Since $\mathcal{R}_0 < 1$, this means that $b < c$ and $\xi = \frac{1+ch}{1+bh} > 1$. Considering (16), the following relations are valid:

$$1 + \frac{bh}{1 + \kappa\xi^{i-1}} > 1 + \frac{bh}{1 + \kappa\xi^i} > 1, \quad i \geq 1,$$

and, defining a_i as (18), we have

$$\frac{1}{1 + \frac{bh}{1 + \kappa\xi^{i-1}}} < \frac{1}{1 + \frac{bh}{1 + \kappa\xi^i}} \Rightarrow a_i < a_{i+1}, \quad i \geq 1,$$

which means that

$$x_n = x_0 \prod_{i=1}^n a_i > x_0 \prod_{i=1}^n a_1 \Rightarrow x_n = x_0 \prod_{i=1}^n a_i > x_0 (a_1)^n.$$

Since $(a_1)^n \xrightarrow{n \rightarrow \infty} 0$, then $x_n = x_0 \prod_{i=1}^n a_i = \alpha$, where $\alpha > 0$. Thus, $\lim_{n \rightarrow \infty} x_n = \alpha$ with $0 < \alpha \leq N$.

Now, let us consider (17) and (19). Since $\xi > 1$ and $1 + \frac{bh}{1 + \kappa\xi^{i-1}} > 1$, we have

$$\tilde{a}_i = \frac{1}{\xi \left(1 + \frac{bh}{1 + \kappa\xi^{i-1}} \right)} < 1.$$

Moreover,

$$\frac{1}{\xi + \frac{bh\xi}{1 + \kappa\xi^{i-1}}} < \frac{1}{\xi + \frac{bh\xi}{1 + \kappa\xi^i}} < 1 \Rightarrow \tilde{a}_i < \tilde{a}_{i+1} < 1, \quad i \geq 1.$$

Therefore, $0 < y_n = y_0 \prod_{i=1}^n \tilde{a}_i < (\tilde{a}_n)^n$. Since $\tilde{a}_n < 1$, $(\tilde{a}_n)^n \xrightarrow{n \rightarrow \infty} 0$, so $\lim_{n \rightarrow \infty} y_n = 0$. It is now easy to conclude that $\lim_{n \rightarrow \infty} z_n = N - \alpha$, leading to the conclusion that all the solutions (8) converge to the equilibrium $(\alpha, 0, N - \alpha)$. \square

4. Illustrative examples

This section is dedicated to some examples concerning systems (1) and (8) for different parameter values. Note that since we have analytical/exact solutions for the considered systems, there is no need for numerical methods: all our figures are obtained with the exact formulas, with no error. In all Figures 1–3 we use $h = 0.05$.

In Figures 1 and 2, we consider the case where $b > c$ ($\mathcal{R}_0 > 1$) and it can be observed that the solution always converges to the equilibrium point $(0, 0, N)$.

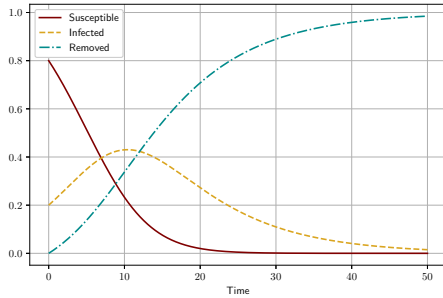
In Figure 2, it is considered the infected for different values of $c < b$ and the convergence is always attained.

On the other hand, Figure 3 considers the case where $b < c$ ($\mathcal{R}_0 < 1$), where it is possible to see that the solution converges to $(\alpha, 0, N - \alpha)$, where $\alpha \in \mathbb{R}^+$. All the results are in agreement with Theorems 2 and 3.

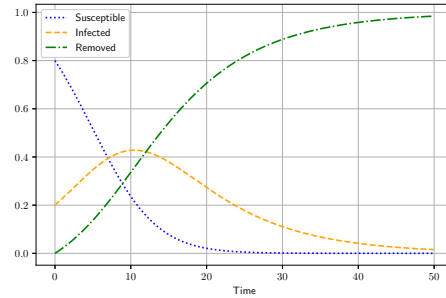
All our solutions were obtained by using Python, which is nowadays a popular open choice for scientific computing [8].

5. Conclusions

By following Mickens' nonstandard finite difference scheme, in this work we proposed a new discrete-time autonomous SIR model that, in contrast with the one proposed in [3], guarantees the non-negativity of the solutions along time and, thus, has biological meaning. The equilibrium points were found and the non-negativity and boundedness of solutions were proved, which are



(a) Solution of the continuous-time model (1)



(b) Solution (8) of the discrete-time model (5) (or (7)) with $h = 0.05$

Figure 1: Susceptible, Infected and Removed individuals with $b = 0.3$, $c = 0.1$, $x_0 = 0.8$, $y_0 = 0.2$, and $z_0 = 0$.

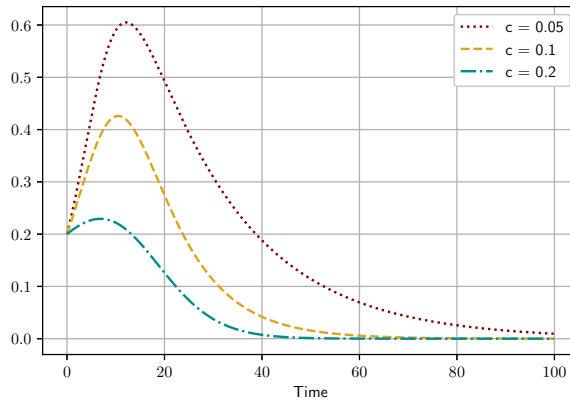
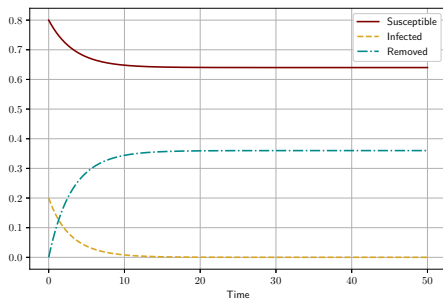
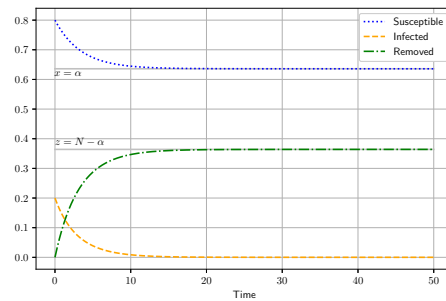


Figure 2: Infected individuals of system (5) (or (7)) with $b = 0.3$, $c \in \{0.05, 0.1, 0.2\}$, $h = 0.05$, $x_0 = 0.8$, $y_0 = 0.2$, and $z_0 = 0$.



(a) Solution of the continuous-time model (1)



(b) Solution (8) of the discrete-time model (5) (or (7)) with $h = 0.05$

Figure 3: Susceptible, Infected and Removed individuals with $b = 0.3$, $c = 0.6$, $x_0 = 0.8$, $y_0 = 0.2$, and $z_0 = 0$ ($N = 1$, $\alpha \approx 0.636$).

in agreement with the standard continuous model. Moreover, the exact solution of the proposed model was obtained and its local stability proved. Finally, some examples were given that illustrate the obtained theoretical results.

For future work, it would be interesting to obtain the exact solution of the proposed discrete-time model when the infection and recovery rates are not constant. This question is nontrivial and remains open. It would be also interesting to see a concrete application of the proposed model for the analysis of a real biological problem.

CRedit authorship contribution statement

All authors listed on the title page have contributed significantly to the work.

Declaration of competing interest

The authors have no conflict of interest.

Data availability

Not applicable.

Acknowledgements

The authors are grateful to the Reviewers for several constructive remarks, comments and suggestions, that helped them to improve the quality and clearness of the submitted manuscript.

Funding

The authors were partially supported by the Portuguese Foundation for Science and Technology (FCT): Lemos-Silva and Torres through the Center for Research and Development in Mathematics and Applications (CIDMA), projects UIDB/04106/2020 and UIDP/04106/2020; Vaz through the Center of Mathematics and Applications of Universidade da Beira Interior (CMA-UBI), project UIDB/00212/2020. Lemos-Silva was also supported by the FCT PhD fellowship with reference UI/BD/154853/2023; Torres within the project “Mathematical Modelling of Multiscale Control Systems: Applications to Human Diseases” (CoSysM3), Reference 2022.03091.PTDC, financially supported by national funds (OE) through FCT/MCTES.

References

- [1] R. Anguelov and J. M.-S. Lubuma, A second-order nonstandard finite difference scheme and application to a model of biological and chemical processes, *Contemp. Math.*, 793:1–15, 2024.
- [2] N. T. J. Bailey. *The Mathematical Theory of Infectious Diseases and Its Applications*. Hafner Press [Macmillan Publishing Co.,Inc.], New York, 1975.
- [3] M. Bohner, S. Streipert, and D. F. M. Torres. Exact solution to a dynamic SIR model. *Nonlinear Analysis: Hybrid Systems*, 32:228–238, 2019. [arXiv:1812.09759](https://arxiv.org/abs/1812.09759)
- [4] S. M. Garba, A. Gumel, and J.-S. Lubuma. Dynamically-consistent non-standard finite difference method for an epidemic model. *Mathematical and Computer Modelling*, 53(1):131–150, 2011.
- [5] W. Gleissner. The spread of epidemics. *Applied Mathematics and Computation*, 27(2):167–171, 1988.

- [6] M. T. Hoang and M. Ehrhardt, A second-order nonstandard finite difference method for a general Rosenzweig-MacArthur predator-prey model, *J. Comput. Appl. Math.* 444, Paper No. 115752, 16 pp., 2024.
- [7] W. O. Kermack and A. G. McKendrick. A contribution to the mathematical theory of epidemics. *Proc. R. Soc. Lond. A*, 115:700–721, 1927.
- [8] M. Lemos-Silva and D. F. M. Torres. A note on a prey-predator model with constant-effort harvesting. In *Dynamic control and optimization*, volume 407 of *Springer Proc. Math. Stat.*, pages 201–209. Springer, Cham, 2022. [arXiv:2202.04991](#)
- [9] E. Loli Piccolomini and F. Zama. Monitoring Italian COVID-19 spread by a forced SEIRD model. *PLOS ONE*, 15(8):e0237417, 2020.
- [10] M. Martcheva. *An introduction to mathematical epidemiology*, Springer, New York, 2015.
- [11] R. E. Mickens. *Nonstandard Finite Difference Models of Differential Equations*. World Scientific Publishing Co. Pte. Ltd., 1994.
- [12] R. E. Mickens. Nonstandard finite difference schemes for differential equations. *J. Difference Equ. Appl.*, 8(9):823–847, 2002.
- [13] R. E. Mickens. Dynamic consistency: a fundamental principle for constructing nonstandard finite difference schemes for differential equations. *J. Difference Equ. Appl.*, 11(7):645–653, 2005.
- [14] R. Mickens and T. Washington, Construction and analysis of a discrete heat equation using dynamic consistency: the meso-scale limit, *Appl. Numer. Math.*, 19:114–122, 2024.
- [15] E.-A. Shagdar and B. Balt, Extending nonstandard finite difference scheme for SIR epidemic model *Springer Proc. Math. Stat.*, 434:187–200, 2023.
- [16] A. M. Stuart and A. R. Humphries. *Dynamical Systems and Numerical Analysis*. Cambridge University Press, New York, 1996.
- [17] S. Vaz and D. F. M. Torres. A discrete-time compartmental epidemiological model for COVID-19 with a case study for Portugal. *Axioms*, 10(4), Art. 314, 2021. [arXiv:2111.11860](#)
- [18] S. Vaz and D. F. M. Torres. A dynamically-consistent nonstandard finite difference scheme for the SICA model. *Mathematical Biosciences and Engineering*, 18(4):4552–4571, 2021. [arXiv:2105.10826](#)