



High-Energy and Ultra-High-Energy Neutrinos from Primordial Black Holes

Quan-feng Wu ^a and Xun-Jie Xu ^a

^a*Institute of High Energy Physics, Chinese Academy of Sciences, Beijing 100049, China*

E-mail: wuquanfeng@ihep.ac.cn, xuxj@ihep.ac.cn

ABSTRACT: Primordial Black Holes (PBHs) are capable of emitting extremely energetic particles independent of their interactions with the Standard Model. In this work, we investigate a particularly interesting scenario in which PBHs evaporating in the early universe may be responsible for some of the observed high-energy neutrinos above the TeV or PeV scale in the present universe. We compute the energy spectrum of neutrinos directly emitted by PBHs with a monochromatic mass function and estimate the wash-out point, which determines the maximum energy of the spectrum. We find that the spectrum generally extends to high energies following a power law of E_ν^{-3} until it reaches the wash-out point, which crucially depends on the PBH mass. For PBHs of 10^{13} grams, the spectrum can extend up to the PeV scale, though the flux is too low for detection. We also consider an indirect production mechanism involving dark particles that are emitted by PBHs and decay into neutrinos at a much later epoch. This mechanism allows lighter (such as those in the gram to kilogram range) PBHs to produce more energetic neutrino fluxes without being washed out by the thermal plasma in the early universe. In this scenario, we find that ultra-high-energy neutrinos around or above the EeV scale can be generated, with sufficiently high fluxes detectable by current and future high-energy neutrino observatories such as IceCube and GRAND.

Contents

1	Introduction	1
2	The hard spectrum	3
3	High-energy radiations in the early universe	4
3.1	The energy spectrum of a massless species	5
3.2	The energy spectrum of a stable massive species	6
3.3	The energy spectrum of a slow-decaying species	8
3.4	The energy spectrum of a decay product	9
3.5	Condition for free-streaming	10
4	High-energy neutrinos from PBHs	11
5	Conclusion	14
A	Basic formulae of PBH evaporation	15
B	Integration of Γ_{prod}	16
B.1	PBH evaporation with cosmological redshift	17
B.2	Heavy particle decay	17
C	Decaying spectrum	18
D	Collision terms	19

1 Introduction

One of the most compelling questions in our quest to understand the universe is the origin of cosmic rays with extremely high energies. The most energetic cosmic ray events observed exceed hundreds of EeV, which is orders of magnitude higher than the energy attainable at colliders. Various explanations for the presence of such energetic particles have been proposed, including supernova remnant shocks via Fermi acceleration [1], active galactic nuclei (AGNs) [2], dark matter annihilation [3], and the decays of supermassive particles [4–6]—see e.g. [7–10] for reviews.

In this work, we propose an interesting origin of ultra-high-energy cosmic rays: primordial black holes (PBHs) [11, 12]. According to Hawking radiation, a black hole with a sufficiently low mass emits high-energy radiation with the energy comparable to the black hole temperature. Since the temperature is proportional to the inverse of the black hole mass which decreases during evaporation, one expects that particles emitted at the very final stage of the evaporation can be extremely energetic, possibly reaching the Planck scale.

Therefore, PBHs with lifetimes shorter than the age of the universe may have left high-energy radiations in the early universe and could contribute significantly to the high-energy cosmic rays observed today.

Given that the early universe is filled with a hot, dense plasma, most of the particles emitted by PBHs would lose energy rapidly as they propagate through the plasma, unless their interactions with the plasma are sufficiently weak. Neutrinos, however, due to their weakly-interacting nature may be able to retain the energetic form originating from PBHs under certain conditions. Therefore, the primary goal of this study is to explore the possibility of generating high-energy neutrinos from PBH evaporation in the early universe.

We note here that the idea of generating neutrino fluxes from PBHs has been previously investigated in Ref. [13], though with a different focus on the Dirac and Majorana nature of neutrinos. In Ref. [13], the so-called diffuse neutrino flux from PBHs has been computed, but the obtained spectrum did not extend to high energies above GeV. We will show that neutrinos from PBHs may feature a hard tail in the spectrum without exponential suppression, allowing their energies to extend up to the PeV scale for 10^{13} -gram PBHs. Heavier PBHs in principle could produce more extended spectra. However, PBHs above 10^{15} grams cannot fully evaporate within time intervals shorter than the age of the universe and hence cannot generate the aforementioned hard tail.¹

In addition to the production of high-energy neutrinos directly from PBHs, we also consider an indirect production mechanism involving heavy dark particles that are emitted by PBHs and later decay into neutrinos. This mechanism utilizes another prominent feature of PBHs: heavy dark particles can be effectively produced from PBHs, independent of their interactions with the Standard Model. This feature has been extensively exploited in the literature to address the dark matter and baryon asymmetry problems [22–42]. In our work, introducing heavy dark particles allows us to make use of very small PBHs, that evaporate well before neutrino coupling, to still produce high-energy neutrino fluxes without being washed out by the dense thermal plasma. We show that with this indirect production mechanism, PBHs in the gram to kilogram range can generate ultra-high-energy neutrinos around or above the EeV scale, with sufficiently high fluxes detectable by current and future high-energy neutrino observatories such as IceCube [43] and GRAND [44].

This paper is organized as follows. In Sec. 2, we calculate the cumulative energy spectrum of particles radiated by a PBH evaporating in static spacetime, and show that after full evaporation this spectrum features a hard tail which is not exponentially suppressed. In Sec. 3, we consider PBHs evaporating in the expanding universe, taking into account cosmological redshift in the calculation of the energy spectrum. Various cases, including massless, massive stable, and slow-decaying species, are discussed and calculated. In Sec. 4, we apply our calculations to neutrinos and present the obtained neutrino fluxes for a few benchmarks. Finally, we conclude in Sec. 5 and relegate some details to the appendices.

¹Nevertheless, their evaporation in the present universe still generates neutrino fluxes within an interesting energy range (typically around 10 to 30 MeV) which could be observable in next-generation neutrino detectors [14–21].

2 The hard spectrum

One of the most intriguing features of PBHs is that, as they evaporate, their temperatures keep increasing, possibly up to the Planck scale. As a consequence, at the very final stage of the evaporation, they are able to emit extremely energetic radiations or very heavy particles, independent of their interactions with the SM.

The instantaneous energy spectrum of a generic particle species emitted by an evaporating PBH is close to the Fermi-Dirac or Bose-Einstein distributions with exponential suppression at energies well above the PBH temperature. If the emitted particle is stable or long-lived, the cumulative energy spectrum after evaporation possesses a hard tail which follows a power law instead of exponential suppression.

More specifically, let us consider the Hawking radiation rate [45]²:

$$\frac{d^2 N_i}{dt dE} \approx \frac{g_i}{2\pi} \cdot \frac{\gamma_{\text{gray}}}{\exp(E/T_{\text{BH}}) - \eta}, \quad (2.1)$$

where N_i is the number of particle i being emitted, g_i denotes its multiplicity, γ_{gray} is the graybody factor, T_{BH} is the temperature of the black hole, E is the particle energy, and η takes 1 or -1 for Bose-Einstein or Fermi-Dirac statistics, respectively.³

The PBH temperature is related to its mass m_{BH} via

$$T_{\text{BH}} = \frac{m_{\text{pl}}^2}{8\pi m_{\text{BH}}}, \quad (2.2)$$

with $m_{\text{pl}} = 1.22 \times 10^{19}$ GeV the Planck mass. As the PBH keeps evaporating and losing energy, its mass decreases as follows [22]:

$$m_{\text{BH}} = m_{\text{BH}0} \left(1 - \frac{t - t_F}{\tau_{\text{BH}}} \right)^{1/3}, \quad t \in [t_F, t_{\text{ev}}]. \quad (2.3)$$

Here $m_{\text{BH}0}$ is the initial mass of the PBH at $t = t_F$ with t_F the PBH formation time, τ_{BH} is the lifetime of the PBH, and $t_{\text{ev}} \equiv t_F + \tau_{\text{BH}}$ is the evaporation time. We refer to Appendix A for a brief review of these basic quantities of PBHs.

From Eqs. (2.3) and (2.2), one can see that when the PBH approaches the end of its lifetime (i.e. $t \rightarrow t_{\text{ev}}$, $m_{\text{BH}} \rightarrow 0$), its temperature T_{BH} rises significantly, leading to the emission of highly energetic radiation. However, the number of particles emitted during this final stage is relatively small compared to the total number of particles produced throughout the entire evaporation process. To quantitatively study this, one can integrate Eq. (2.1) over the full lifetime of the PBH to obtain the cumulative energy spectrum,

$$\frac{dN_i}{dE} = \int_{t_F}^{t_{\text{ev}}} \frac{d^2 N_i}{dt dE} dt. \quad (2.4)$$

²See also Refs. [22, 29] for more recent discussions on this rate.

³One may also take Maxwell-Boltzmann statistics, corresponding to $\eta = 0$, as a useful approximation since it usually simplifies analytical calculations significantly.

For later convenience, we define

$$x \equiv \frac{E}{T_{\text{BH0}}}, \quad y \equiv \frac{p}{T_{\text{BH0}}}, \quad (2.5)$$

where T_{BH0} is the initial temperature of the PBH.

Assuming that the particle mass is negligible and using the Boltzmann approximation, the integral in Eq. (2.4) can be computed analytically, yielding the following cumulative energy spectrum [40]:

$$\frac{dN_i}{dE} \approx \frac{243g_i\tau_{\text{BH}}}{16\pi^3} \left[\frac{1}{x^3} - \frac{\Gamma(5, x)}{24x^3} \right], \quad (2.6)$$

where $\Gamma(5, x) = e^{-x} (x^4 + 4x^3 + 12x^2 + 24x + 24)$ is an *incomplete gamma function*.

For $x \ll 1$, Eq. (2.6) is proportional to x^2 . For $x \gg 1$, the $\Gamma(5, x)$ term can be neglected and Eq. (2.6) is proportional to x^{-3} , implying a high-energy tail $\propto E^{-3}$, which is significantly harder than a generic thermal spectrum.

3 High-energy radiations in the early universe

The spectral shape discussed in Sec. 2 is only for PBH evaporation in static spacetime without thermal backgrounds. For high-energy radiations emitted by PBHs in the early universe, which undergoes Hubble expansion and contains a dense thermal plasma, we should also consider the cosmological redshift effect and possible thermal wash-out of the high-energy tail. These effects can be taken into account by solving the following Boltzmann equation

$$\left[\frac{\partial}{\partial t} - Hp \frac{\partial}{\partial p} \right] f_i(t, p) \approx \Gamma_{i, \text{prod}} - \Gamma_{i, \text{abs}} f_i, \quad (3.1)$$

where $f_i(t, p)$ is the phase space distribution function of particle i , $H = a^{-1} da/dt$ is the Hubble parameter with a the scale factor, $\Gamma_{i, \text{prod}}$ denotes the production rate of i including thermal processes and PBH evaporation, and $\Gamma_{i, \text{abs}}$ denotes the absorption rate in the plasma.

Although Eq. (3.1) in principle can be applied to rather generic circumstances, we are interested in the situation that f_i is out of equilibrium due to low thermal reaction rates. For neutrinos, this implies that only those produced from PBHs after neutrino decoupling are important to our analyses. We will come back to the decoupling issue later in Sec. 3.5. Here let us first consider that the $\Gamma_{i, \text{abs}}$ term in Eq. (3.1) is negligible, for which f_i can be computed (see Appendix B for details) via

$$f_i(t, p) = \int_0^a \frac{\Gamma_{i, \text{prod}}(a', p')}{H(a')a'} da', \quad (3.2)$$

where $p' \equiv pa/a'$. For PBH evaporation, the corresponding production rate reads

$$\Gamma_{i, \text{prod}}^{(\text{PBH} \rightarrow i)} \approx n_{\text{BH}} \frac{(2\pi)^3 d^2 N_i}{4\pi p^2 dt dp}, \quad (3.3)$$

where n_{BH} is the PBH number density in the early universe, and $\frac{d^2 N_i}{dt dp} = \frac{d^2 N_i}{dt dE} \frac{dE}{dp}$ with $\frac{d^2 N_i}{dt dE}$ given by Eq. (2.1). The factor $\frac{(2\pi)^3}{4\pi p^2}$ comes from that the number density is given by $n_i = \int f_i \frac{4\pi p^2}{(2\pi)^3} dp$.

The PBH number density in the expanding universe simply scales as

$$n_{\text{BH}} = n_{\text{BH0}} \frac{a_F^3}{a^3}, \quad a \in [a_F, a_{\text{ev}}], \quad (3.4)$$

where n_{BH0} denotes the initial PBH number density, and a_F and a_{ev} are the scale factors at $t = t_F$ and $t = t_{\text{ev}}$. The initial PBH abundance at formation is typically parametrized by

$$\beta \equiv \left. \frac{\rho_{\text{BH0}}}{\rho_{\text{tot}}} \right|_{t=t_F}, \quad (3.5)$$

where $\rho_{\text{BH0}} = n_{\text{BH0}} m_{\text{BH0}}$ is the initial PBH energy density and ρ_{tot} is the total energy density of the universe. Throughout this work, we only consider PBHs with a monochromatic mass function.

The initial number density n_{BH0} can be determined from m_{BH0} and β by

$$n_{\text{BH0}} = \frac{3\beta\gamma^2 m_{\text{pl}}^6}{32\pi m_{\text{BH0}}^3}, \quad (3.6)$$

where $\gamma \approx 0.2$ is a factor describing the efficiency of local overdensities collapsing into PBHs [46].

3.1 The energy spectrum of a massless species

Substituting Eqs. (3.3) and (3.4) into Eq. (3.2), one can work out the integral analytically by combining low- and high-energy limits together—see Appendix B for the detailed calculation. Assuming that the PBH lifespan is completely contained in a radiation dominated (RD) era⁴, the result reads

$$f_i|_{t \rightarrow t_{\text{ev}}} \approx f_{i0} \left[\frac{1 - \Gamma(5, x)/24}{x^5} + f_{i,\text{IR}} \right], \quad (3.7)$$

with

$$f_{i0} \equiv \frac{3^6}{4} \sqrt{3\gamma g_{\text{BH}} \beta g_i} \frac{m_{\text{pl}}}{m_{\text{BH0}}}, \quad (3.8)$$

and

$$f_{i,\text{IR}} = \frac{1}{36x} \begin{cases} \log(e^x + 1) - x - \kappa_+ x e^{-x} & \text{(Fermi-Dirac)} \\ x - \log(e^x - 1) - \kappa_- x e^{-x} & \text{(Bose-Einstein)} \\ e^{-x} - \kappa_0 x e^{-x} & \text{(Maxwell-Boltzmann)} \end{cases}, \quad (3.9)$$

where $(\kappa_+, \kappa_-, \kappa_0) = \left(\frac{3}{4} - \frac{3\zeta(3)}{16}, \frac{3}{4} - \frac{\zeta(3)}{4}, \frac{1}{2} \right) \approx (0.52, 0.45, 0.5)$.

In Eq. (3.8), $g_{\text{BH}} \equiv \frac{m_{\text{BH0}}^3}{3m_{\text{pl}}^4 \tau_{\text{BH}}}$ is around 7.5×10^{-3} if all SM degrees of freedom are taken into account. The $f_{i,\text{IR}}$ term in Eq. (3.7) becomes dominant when $x \ll 1$. Hence we

⁴This requires the PBH mass m_{BH0} to be below $\sim 10^{13}$ gram.

refer to it as the infrared (IR) contribution. This part depends very significantly on the quantum statistics of the emitted particles — see the left panel of Fig. 1 where we plot $p^2 f_i$ according to Eq. (3.7), with $f_{i,\text{IR}}$ taking the Fermi-Dirac or Bose-Einstein form in Eq. (3.9) (dashed lines), and compare it with the full numerical results (solid lines). In contrast to the IR part, the ultraviolet (UV) part is insensitive to the difference between Fermi-Dirac and Bose-Einstein statistics.

For comparison, we also plot the result for instant evaporation (blue dashed), assuming that the PBHs evaporate instantly at $t = t_{\text{ev}}$. If the PBH could evaporate instantly without a significant life span in the expanding universe, the cosmological redshift effect on f_i before t_{ev} could be neglected, leading to $f_i \propto x^{-2} \frac{dN_i}{dE}$ with $\frac{dN_i}{dE}$ the cumulative spectrum in Eq. (2.6). Therefore, the instant evaporation curve corresponds to the $1 - \Gamma(5, x)/24$ term in Eq. (3.7).

In the right panel of Fig. 1, we show that only a quite small fraction of the PBH mass at the early phase of evaporation is responsible for the IR contribution. Here we introduce a parameter η_m defined as

$$\eta_m \equiv \frac{m_{\text{BH}}(t = t_m)}{m_{\text{BH0}}}, \quad (3.10)$$

where $t_m \in [t_F, t_{\text{ev}}]$ is an intermediate time point. The η_m parameter quantifies the fraction of the remaining mass of the PBHs at the intermediate point. The curves with $\eta_m < 1$ only include the contribution of evaporation during $[t_m, t_{\text{ev}}]$. For instance, the difference between the red ($\eta_m = 99.9\%$) and the green ($\eta_m = 100\%$) curves can be interpreted as the contribution of the first 0.1% of the PBH mass evaporating during $[t_F, t_m]$.

From Fig. 1, we can draw the conclusion that the high-energy part ($p/T_{\text{BH0}} \gg 1$) is very insensitive to the early phase of evaporation and also independent of the quantum statistics of the particles emitted.

The number density of particles after evaporation can be computed by integrating Eq. (3.7) over the momentum space:

$$n_i \equiv \int f_i \frac{4\pi p^2}{(2\pi)^3} dp = f_{i0} \frac{c_{\pm} T_{\text{BH0}}^3}{48\pi^2}, \quad (t = t_{\text{ev}}), \quad (3.11)$$

where $c_{\pm} = \frac{3\zeta(3)}{4}$ and $\zeta(3)$ for Fermi-Dirac and Bose-Einstein statistics, respectively. The Boltzmann approximation corresponds to $c_{\pm} \rightarrow 1$. Eq. (3.11) can also be obtained via $n_i = n_{\text{BH}} N_i$ where N_i is the total number of i particles emitted by each PBH—see Eq. (A.5) in Appendix A. This approach leads to the same result as Eq. (3.11).

3.2 The energy spectrum of a stable massive species

For a massive species emitted by PBHs, if its mass m_i is well below T_{BH0} , then the emission rate itself is not significantly affected by the mass. However, the IR part of the energy spectrum at $t = t_{\text{ev}}$ can be significantly altered by the mass when those particles emitted at an early stage are red-shifted to non-relativistic.

The calculation of f_i in this case is straightforward using Eq (3.2). However, we do not find simple analytical results for nonzero $m_i \lesssim T_{\text{BH0}}$. Numerically, we find that the

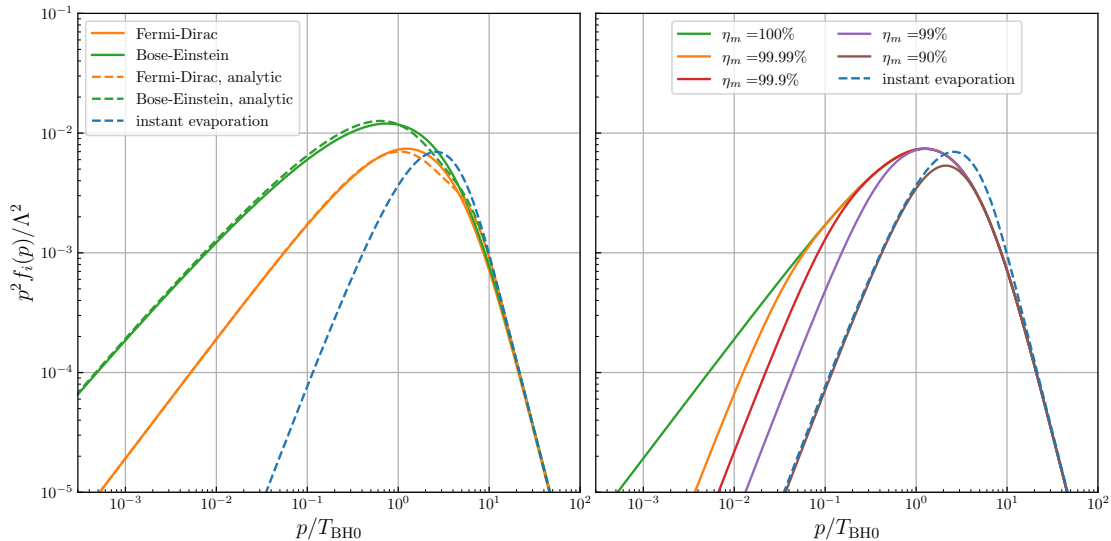


Figure 1. The energy spectrum of a massless species emitted from PBH evaporation in the early universe. Here $\Lambda^2 \equiv T_{\text{BH0}}^2 f_{i0}$ with f_{i0} given by Eq. (3.8) and η_m in the right panel denotes the percentage of the remaining mass of the PBHs to be included in the calculation—see Eq. (3.10) for the definition.

high-energy part of the spectrum is insensitive to the mass effect while the low-energy part typically varies within one order of magnitude when m_i/T_{BH0} varies from 0 to 1.

If the mass is well above T_{BH0} , then the emission rate would be suppressed until the increasing T_{BH} reaches m_i . For simplicity, we neglect the contribution of the suppressed emission and only take into account the emission when $T_{\text{BH}} \gtrsim m_i$. This implies that when computing f_i using Eq. (3.2), we actually integrate over the period of $t \in [t_m, t_{\text{ev}}]$ with

$$t_m = t_{\text{ev}} - \tau_{\text{BH}} \mu^{-3}, \quad \text{for } \mu > 1, \quad (3.12)$$

where $\mu \equiv m_i/T_{\text{BH0}} = \sqrt{x^2 - y^2}$.

In this approach, we find that the resulting f_i can be very accurately computed using the instant evaporation approximation, which leads to

$$f_i|_{t \rightarrow t_{\text{ev}}} \approx f_{i0} \frac{y}{x^6} \left[1 - \frac{1}{24} \Gamma \left(5, \frac{x}{\max(\mu, 1)} \right) \right]. \quad (3.13)$$

Here $\max(\mu, 1)$ arises from the requirement that Eq. (3.12) should be used only when $\mu > 1$. In the limit of $\mu \rightarrow 0$, Eq. (3.13) recovers the instant evaporation part of Eq. (3.7). In the limit of $x \gg \mu$, the incomplete gamma function can be neglected, which implies that the high-energy limit of Eq. (3.13) is the same as the massless case. This is true even for heavy species with masses significantly higher than T_{BH0} .

The number density of particles in this case can be estimated using Eq. (3.11) if $m_i \lesssim T_{\text{BH0}}$, or by multiplying it with a correction factor T_{BH0}^2/m_i^2 if $m_i \gtrsim T_{\text{BH0}}$.

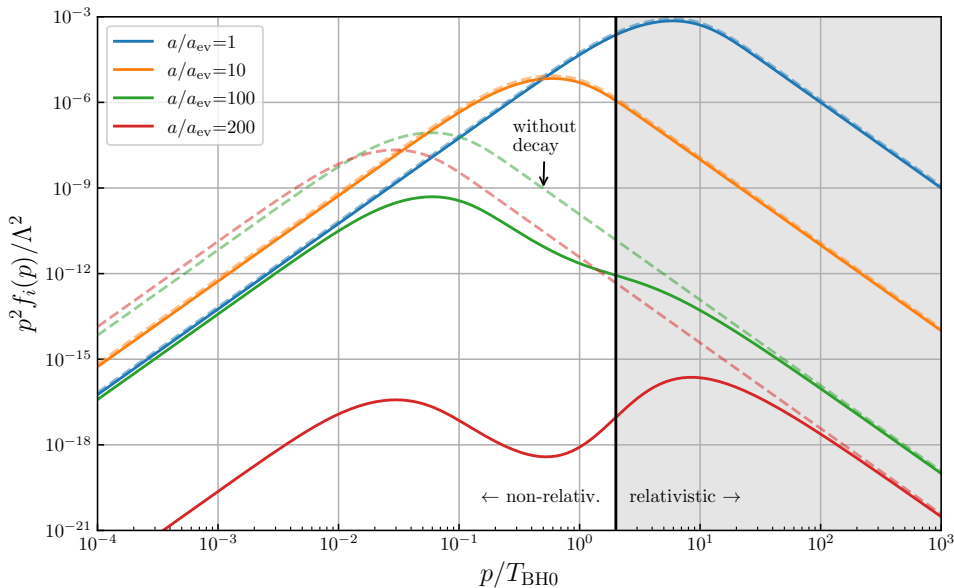


Figure 2. The energy spectrum of a slow-decaying species after being produced from PBHs in the early universe. Here $\Lambda^2 \equiv T_{\text{BH0}}^2 f_{i0}$ with f_{i0} given by Eq. (3.8). The shown example assumes $\mu = 2.0$ and $\Gamma_{iD} = 10^{-3} H_{\text{ev}}$ (solid lines) or $\Gamma_{iD} = 0$ (dashed). Note that the differences between solid and dash lines for $a/a_{\text{ev}} \lesssim 10^{3/2}$ are actually invisibly small. For better illustration, we have increased the dashed curves by 20%. The gray region corresponds to $p > \mu$, implying that the particles in this region are relativistic.

3.3 The energy spectrum of a slow-decaying species

Next, let us consider a slow-decaying massive species. By “slow-decaying”, we mean that its decay rate at rest, denoted by Γ_{iD} , satisfies

$$\Gamma_{iD} \ll H_{\text{ev}}, \quad (3.14)$$

where $H_{\text{ev}} \equiv H(t_{\text{ev}})$. Based on Eq. (3.14), we assume that the PBH produced particles do not decay before t_{ev} . Under this assumption, the subsequent evolution of f_i after t_{ev} is given by

$$f_i(t, p) = f_i \left(t_{\text{ev}}, \frac{a_t}{a_{\text{ev}}} p \right) e^{-\Gamma_{iD} \tilde{t}}, \quad \tilde{t} \equiv \int_{t_{\text{ev}}}^t \frac{m_i d\tau}{\sqrt{(pa_t/a_\tau)^2 + m_i^2}}, \quad (3.15)$$

where $a_t \equiv a(t)$ and $a_\tau \equiv a(\tau)$. The derivation of Eq. (3.15) is presented in Appendix C. One can check that Eq. (3.15) is indeed a solution of the Boltzmann equation by substituting it back into Eq. (3.1) with $\Gamma_{i, \text{prod}} = 0$ and

$$\Gamma_{i, \text{abs}} = \frac{m_i}{\sqrt{m_i^2 + p^2}} \Gamma_{iD}. \quad (3.16)$$

In the radiation-dominated era, where $t \propto a^2$, the integral in Eq. (3.15) can be worked out analytically (see Appendix C for detailed calculations), leading to

$$\frac{\tilde{t}}{t} = \frac{x}{\mu} - \frac{x_{\text{ev}} a_{\text{ev}}^2}{\mu a_t^2} + \frac{y^2}{2\mu^2} \ln \frac{(x - \mu)(x_{\text{ev}} + \mu)}{(x + \mu)(x_{\text{ev}} - \mu)}, \quad (3.17)$$

where $x_{\text{ev}} \equiv \sqrt{(ya_t/a_{\text{ev}})^2 + \mu^2}$.

In Fig. 2, we plot an example with $\mu = 2$ and $\Gamma_{iD} = 10^{-3}H_{\text{ev}}$. The curves are obtained using Eq. (3.15), where $f_i(t_{\text{ev}}, p)$ is given by Eq. (3.13) and \tilde{t} is given by Eq. (3.17). For the shown example, since $\Gamma_{iD}/H \approx 2t\Gamma_{iD} \approx 10^{-3}(a/a_{\text{ev}})^2$, the blue and orange curves correspond to $2t\Gamma_{iD} \approx 10^{-3}$ and 10^{-1} , respectively. Therefore, the evolution from the blue curve to the orange is simply a redshift effect. When $\Gamma_{iD}/H \approx 2t\Gamma_{iD}$ exceeds unity, the decay effect become significant, as can be seen from the difference between the dashed (without decay) and solid (including decay) curves. Here one can see that the non-relativistic part decays much faster than the relativistic part in the gray region. It is interesting to note that further evolution may cause a double-peak structure due to the interplay between redshift and decay.

3.4 The energy spectrum of a decay product

The decay product of the slow-decaying species considered in Sec. 3.3 may also have interesting phenomenology. If the slow-decaying species is heavy and decays non-relativistically, the particles produced from the decay are much more energetic than those directly produced from PBHs, because the energy stored in the mass of the heavy species is resistant to cosmological redshift until it is converted into radiation.

Taking the example in Fig. 2 with $\Gamma_{iD} = 10^{-3}H_{\text{ev}}$ and $\mu = 2.0$, one can see that the heavy species does not decay immediately after evaporation. After cosmological expansion by a factor of $a/a_{\text{ev}} \sim 10^{3/2}$, when H becomes comparable to Γ_{iD} , the decay effectively starts, producing light particles with the energy $\sim \mu T_{\text{BH0}}/2 = T_{\text{BH0}}$. If these light particles were directly produced from PBH, then their typical energy after the redshift a/a_{ev} should be $T_{\text{BH0}}a_{\text{ev}}/a \sim 0.03T_{\text{BH0}}$. Therefore, the decay product in this example is a factor of 30 more energetic than those directly produced from PBHs.

To compute the energy spectrum of particles produced from the decay of a heavy species emitted by PBH, one can again use the Boltzmann equation (3.1), with the right-hand side including decay as a production term. Considering the process $i \rightarrow j + k$ where j and k are two generic light species, the Boltzmann equation for j can be solved by

$$f_j(t, p_j) = \frac{m_i \Gamma_{iD}}{p_j^2 a_t^2} \int_{t_{\text{ev}}}^t a_\tau^2 d\tau \int_{p_i^{\text{min}}}^\infty dp_i \frac{p_i}{E_i} f_i(\tau, p_i), \quad (3.18)$$

where

$$p_i^{\text{min}} \equiv \left| \frac{m_i a_\tau}{4p_j a_t} - \frac{p_j a_t}{a_\tau} \right|. \quad (3.19)$$

Eq. (3.18) can be derived by combining the calculations in Appendices B and D.

In general, f_j can be computed by feeding the result of $f_i(t, p)$ obtained from Eq. (3.15) into Eq. (3.18) and perform the integrations numerically. There are, however, two circumstances that one can calculate f_j analytically: f_i being non-relativistic or ultra-relativistic when the decay takes effect. The latter leads to an E^{-3} tail of the energy spectrum of j at the same order of magnitude as that from direct evaporation. The former is phenomenologically more interesting due to the aforementioned effect that the energy store in the heavy mass is resistant to cosmological redshift. So below we focus on the non-relativistic case.

When f_i decays non-relativistically, we find

$$f_j(t, p_j) \approx 16\pi^2 n_{iev} a_{ev}^3 \left(\frac{2p_j a_t}{m_i a_d} \right)^r \left(\frac{1}{2p_j a_t} \right)^3 \exp \left[-\frac{1}{r} \left(\frac{2p_j a_t}{m_i a_d} \right)^r \right], \quad (3.20)$$

with

$$r = \begin{cases} 2 & (a_d \in \text{RD}) \\ 3/2 & (a_d \in \text{MD}) \end{cases}. \quad (3.21)$$

Here a_d is the scale factor at $H = \Gamma_{iD}$, and n_{iev} is the number density of i at $a = a_{ev}$. The index r depends on whether a_d is in the radiation-dominated (RD) or matter-dominated (MD) era. Note that in practice, one may encounter the situation that a_{ev} , a_d , and a_t in Eq. (3.20) may be in different eras. In this case, Eq. (3.20) is still valid, because (i) the comoving number density $n_i a^3$ is almost constant before the decay takes effect, and (ii) after decay, the subsequent evolution of the distribution is simply to rescale the momentum p_j , which has been accounted for by the combination $p_j a_t$, independent of which era a_t is in. Indeed, p_j appearing in Eq. (3.20) is always accompanied with a_t .

Integrating Eq. (3.20) with respect to p_j , we obtain the number density of j :

$$n_j = \int_0^{m_i/2} f_j(t, p) \frac{4\pi p^2}{(2\pi)^3} dp = \frac{1}{a^3} n_{iev} a_{ev}^3 (1 - e^{-\Gamma_{iD} t}), \quad (3.22)$$

which implies that the total comoving number density $(n_i + n_j) a^3$ is conserved.

3.5 Condition for free-streaming

So far, our calculations have been derived under the assumption that these particles after being produced from the PBHs stream freely through the thermal plasma of the early universe. For neutrinos, the free-streaming assumption is valid only after the universe has cooled down to the neutrino decoupling temperature, $T_{\nu\text{dec}} \approx 2$ MeV. Well before 2 MeV, neutrinos are in thermal equilibrium so any deviations from their thermal spectrum would be quickly washed out by frequent collisions of neutrinos with themselves or other particles in the thermal bath. After 2 MeV, it is generally assumed that most neutrinos start free-streaming without interacting with any particles on their paths. However, very energetic neutrinos may still have sufficiently high interaction rates which inhibit them from free streaming.

To estimate the condition for free streaming, one can compare the interaction rate with the Hubble expansion rate H . The interaction rate of a high-energy neutrino with the thermal neutrino background is roughly given by

$$\Gamma_\nu \sim G_F^2 T_\nu^4 E_\nu, \quad (3.23)$$

where G_F is the Fermi constant, E_ν is the energy of the high-energy neutrino, and T_ν is the temperature of thermal neutrinos. Comparing Γ_ν with $H \approx 6T_\nu^2/m_{\text{pl}}$, which is approximately valid for T_ν within MeV to eV scales, we obtain

$$\Gamma_\nu \lesssim H \Leftrightarrow E_\nu \lesssim 3.6 \text{ TeV} \cdot \left(\frac{\text{keV}}{T_\nu} \right)^2. \quad (3.24)$$

Eq. (3.24) implies that when the universe cools down to keV, high-energy neutrinos with E_ν above 3.6 TeV still cannot free-stream. Therefore, if PBHs produce high-energy neutrinos with the aforementioned E_ν^{-3} spectrum in the keV universe, the tail above 3.6 TeV would be washed out. We refer to the upper bound on E_ν in Eq. (3.24) as the wash-out point, above which the high-energy spectrum should be cut off. Note that this wash-out point undergoes cosmological redshift in the subsequent evolution. The present-day value of the wash-out point is proximately given by

$$E_\nu^{(\text{ws})} \simeq 3.6 \text{ TeV} \cdot \left(\frac{\text{keV}}{T_\nu(t_{\text{ev}})} \right)^2 \cdot \frac{a_{\text{ev}}}{a_{\text{today}}}, \quad (3.25)$$

where $T_\nu(t_{\text{ev}})$ denotes the neutrino temperature at evaporation and a_{today} is the scale factor today.

For electromagnetically-interacting particles such as photons and charged leptons, the wash-out points are much lower. Their high-energy spectra produced by PBHs in the early universe would be completely washed out if the PBHs are lighter than $\sim 10^{13}$ g (Note that PBHs lighter than this mass evaporate earlier than *recombination*). Consequently, the PBH production of these particles merely causes energy injection into the thermal bath without significant out-of-equilibrium effects.

For dark particles like dark matter or dark radiation, the wash-out points can also be estimated in a similar way if their interactions with the SM thermal bath are given.

4 High-energy neutrinos from PBHs

In this section, we apply the calculations in Sec. 3 to neutrinos, focusing primarily on the observability of high-energy neutrino fluxes generated by PBHs in the present universe.

Let us first consider the neutrino flux directly produced from PBHs evaporating in the early universe. Since neutrinos are almost massless particles, we adopt Eq. (3.7) to compute the phase space distribution $f_\nu(p)$ of the neutrinos emitted by the PBHs. Note that Eq. (3.7) only gives the distribution at evaporation, while the present distribution should be red-shifted to

$$f_\nu(p)|_{t \rightarrow t_{\text{today}}} = f_\nu \left(p \frac{a_{\text{today}}}{a_{\text{ev}}} \right) \Big|_{t \rightarrow t_{\text{ev}}}. \quad (4.1)$$

After f_ν is obtained, the differential neutrino flux can be computed via⁵

$$\frac{d\Phi_\nu}{dE_\nu} = \frac{E_\nu^2}{2\pi^2} f_\nu, \quad (4.2)$$

where Φ_ν is defined as the number of neutrinos streaming through a detector per unit time per unit area, and the neutrino energy E_ν is identical to p in Eq. (4.1).

There are two free parameters in the calculation, namely the PBH mass m_{BH0} and the abundance parameter β . Depending on the magnitude of m_{BH0} , there are various

⁵Here $E_\nu^2/(2\pi^2) = 4\pi p^2/(2\pi)^3$ implies that the flux is counted bi-directionally, i.e. neutrinos hitting on a surface of unit area from both sides are counted.

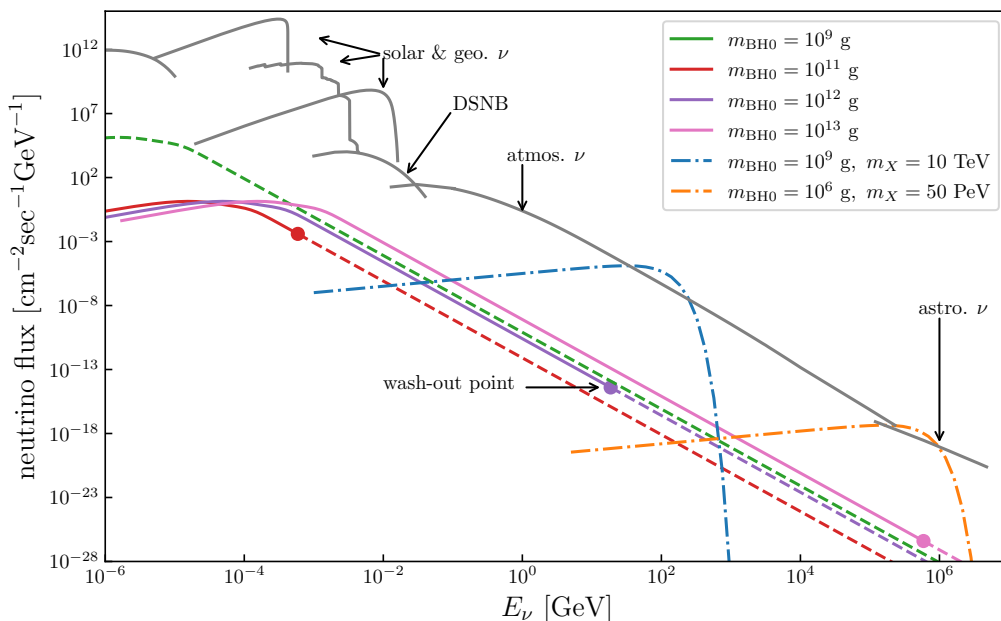


Figure 3. Neutrino fluxes produced directly (solid or dashed) or indirectly (dot-dashed) by PBH evaporation. For direct production, the high-energy tail beyond the wash-out point given in Eq. (3.25) would be washed out by thermal processes. Hence the results are represented by joined solid and dashed curves, except for the green curve which has a wash-out point out of the plot range. For indirect production, we assume that a new heavy species (denoted by X) that barely interacts with the SM is produced from PBHs and later decays dominantly to neutrinos. In this case, there is no wash-out effect if the interaction is sufficiently weak.

known bounds on β , as summarized in Ref. [12]. For PBHs heavier than 10^9 gram, the most restrictive bound on β comes from Big bang nucleosynthesis (BBN)⁶. For $10^9 \lesssim m_{\text{BH}0}/\text{gram} \lesssim 10^{10}$, β needs to be below $10^{-18} \sim 10^{-19}$ to avoid significant modifications of the ${}^4\text{He}$ abundance [12]. For $10^{10} \lesssim m_{\text{BH}0}/\text{gram} \lesssim 10^{13}$, the deuterium-to-hydrogen ratio offers a more constraining bound, $\beta \lesssim 10^{-23} \sim 10^{-24}$ [12]. In Fig. 3, we present four samples with $m_{\text{BH}0} \in \{10^9, 10^{11}, 10^{12}, 10^{13}\}$ gram. The value of β is set at 10^{-19} for $m_{\text{BH}0} = 10^9$ gram and 10^{-24} for the remaining, such that the BBN bounds are satisfied. For comparison, we also show the fluxes of known neutrino sources in nature, including the Sun, and the Earth (labeled “solar & geo. ν ” in Fig. 3), the diffuse supernova neutrino background (DSNB), the atmosphere, and astrophysical sources [48].

According to the discussion in Sec. 3.5, there are wash-out points for high-energy neutrino fluxes produced in the early universe. Applying Eq. (3.25) to the four samples, we obtain $E_\nu^{(\text{ws})} \approx 6 \times 10^{-4}$ eV, 0.6 MeV, 18 GeV, and 0.6 PeV. Except for the first sample which has $E_\nu^{(\text{ws})}$ well below the plotted energy range, these wash-out points are marked by round dots in Fig. 3. Beyond the wash-out points, we plot the fluxes in dashed lines to indicate that these parts would be washed out by thermal processes. It is worth mentioning here, albeit beyond the scope of this work, that in the presence of sterile neutrinos that

⁶See e.g. Fig. 18 in Ref. [12] and Fig. 3 in Ref. [47].

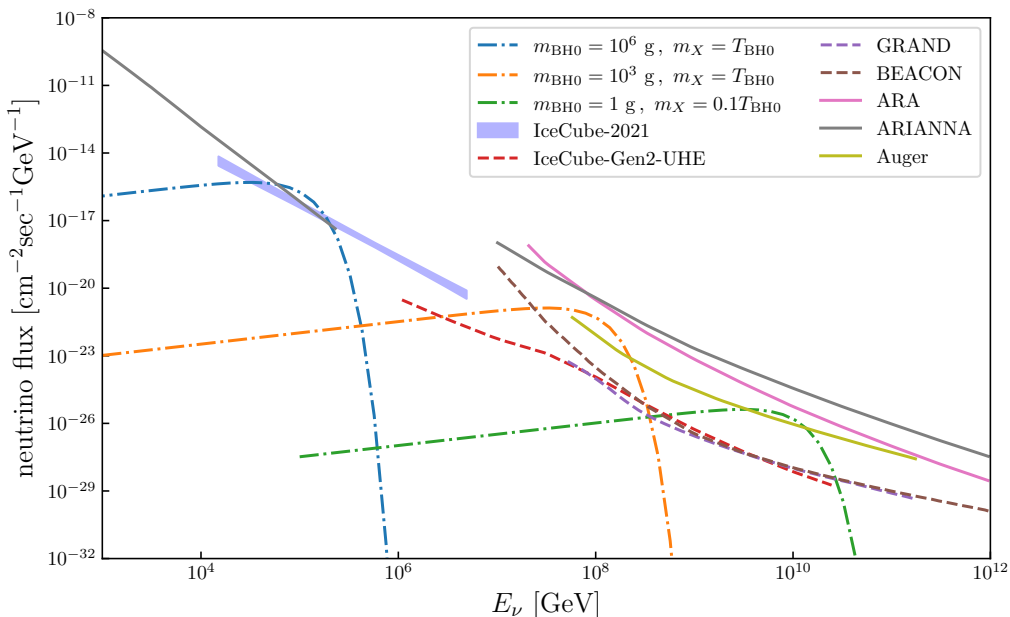


Figure 4. Similar to Fig. 3 but for the ultra-high-energy regime. The light blue band labeled IceCube-2021 represents the measured astrophysical neutrino flux using muon track events only by the IceCube collaboration [49]. The solid curves labeled ARA, ARIANNA, and Auger are constraints set by these experiments [50–52]. Dashed lines represent the sensitivity of future experiments [10]. The initial PBH abundance in this figure is set at $\beta = 10^{-29} \cdot (m_{\text{BH0}}/\text{g})^{1/3}$.

mix with the SM neutrinos, the wash-out point could be altered or evaded.

Next, we consider a new physics scenario that not only evades the wash-out effect but also significantly enhances the fluxes. As has been discussed in Sec. 3.4, if among all possible particles being emitted by PBH evaporation there are heavy, dark, and slow-decaying particles, neutrinos produced from the decay of such particles can be more energetic than those being directly produced from PBHs. For concreteness, we denote the heavy particles by X with mass m_X , and assume that they decay dominantly to neutrinos at an epoch much latter than the PBH evaporation. Using Eq. (3.20), we can readily compute the corresponding neutrino fluxes in this scenario. In Fig. 3, we present two samples to show the neutrino fluxes obtained from this indirect production process (dot-dashed lines). For these two samples, we set $(m_{\text{BH0}}/\text{gram}, \beta, m_X/\text{TeV})$ at $(10^9, 10^{-22}, 10)$ and $(10^6, 10^{-27}, 5 \times 10^4)$. The decay rates are determined by setting $a_d/a_{\text{today}} = 10^{-2}$, which implies that most of the X particles decay in the matter-dominated era. Although such slow-decaying dark particles would contribute to the amount of matter at the matter-radiation equality similar to dark matter, we have checked that the above β values ensure that this contribution is negligibly small for dark matter constraints, and meanwhile generate sufficiently high neutrino fluxes of phenomenological interest.

In Fig. 4, we move toward a much more energetic regime, the so-called ultra-high-energy regime, which covers the EeV (10^9 GeV) scale or even higher. At such high energies, neutrinos in our framework can only be produced via the indirect mechanism. Here we

show that gram to kilogram scale PBHs, assisted by the X particle with m_X comparable to T_{BH0} , can generically produce ultra-high-energy neutrinos around or above the EeV scale.

There have already been very successful observations of high-energy astrophysical neutrinos by the IceCube experiment. In Fig. 4, the light blue band labeled IceCube-2021 represents the measured astrophysical neutrino flux reported by the IceCube collaboration in 2021 [49]. It spans from ~ 10 TeV up to a few PeV. At higher energies, ARA [50], ATlANNA[51], and Auger [52] have set important constraints on the flux, represented by those solid lines. In the near future, a multitude of experiments including IceCube-Gen2 [43], KM3Net [53], GRAND [44], BEACON [54], RET-N [55], TAMBO [56], and Trinity [57], will be capable of probing the ultra-high-energy regime with unprecedented sensitivities—see Ref. [10] for a recent review. In Fig. 4, we selectively present some of the future sensitivity curves. This figure demonstrates that PBHs may serve as novel ultra-high-energy neutrino sources of great importance to future experiments.

5 Conclusion

PBHs offer a novel and interesting venue for generating extremely energetic radiations. In this work, we investigate the possibility of PBHs generating high-energy (TeV–PeV) and ultra-high-energy (PeV–EeV) neutrinos in the universe. We focus on PBHs that can fully evaporate in the early universe and consider two scenarios: direct and indirect production of neutrinos from PBHs.

For direct production, we find that the produced neutrinos feature a hard energy spectrum $\propto E^{-3}$ in the high-energy limit. Due to interactions with the thermal bath, the spectrum has a wash-out point, above which the high-energy neutrinos would lose energy rapidly in the thermal plasma of the early universe. Taking both the hard spectrum and the wash-out point into account, we show that PBHs with a monochromatic mass of 10^{13} gram are capable of generating high-energy neutrinos close to the PeV scale, as is shown in Fig. 3. The flux obtained in this direct production scenario, however, is too low for realistic detection.

The indirect production scenario involves a heavy dark particle X , which is emitted by PBHs and later decays into neutrinos. We find that this allows gram to kilogram scale PBHs to generate ultra-high-energy neutrino fluxes around or above the EeV scale relevant to next-generation neutrino telescopes such as IceCube-Gen2 and GRAND—see Fig. 4.

Our work demonstrates that PBHs evaporating in the early universe may be responsible for the most energetic radiations observed today. It also sets an important goal for future experiments searching for ultra-high-energy neutrinos.

Acknowledgments

We thank Yuber F. Perez-Gonzalez for helpful discussions. This work is supported in part by the National Natural Science Foundation of China under grant No. 12141501 and also by the CAS Project for Young Scientists in Basic Research (YSBR-099).

A Basic formulae of PBH evaporation

In this appendix, we briefly review a few useful formulae of PBH evaporation.

The emission rate of Hawking radiation has been given by Eq. (2.1), which contains the graybody factor γ_{gray} . At $E \gg T_{\text{BH}}$, the graybody factor approaches the geometrical-optics limit,

$$\gamma_{\text{gray}} \approx \frac{27E^2 m_{\text{BH}}^2}{m_{\text{pl}}^4}. \quad (\text{A.1})$$

At lower energies, the graybody factor exhibits spin-dependent oscillatory behavior and is suppressed at $E \ll T_{\text{BH}}$ —see Fig. 1 of Ref. [29] for explicit examples.

From Eq. (2.1), one can compute the energy loss rate $\int E \frac{d^2 N_i}{dt dE} dE$ caused by emitting a single species. Adding up the contributions of all species that can be effectively emitted, one obtains the mass loss rate of the PBH:

$$\frac{dm_{\text{BH}}}{dt} = -g_{\text{BH}} \frac{m_{\text{pl}}^4}{m_{\text{BH}}^2}, \quad (\text{A.2})$$

where the dimensionless coefficient g_{BH} in the geometrical-optics limit has been computed in Refs. [22, 29]:

$$g_{\text{BH}} \approx \frac{27}{4} \frac{g_{\star}}{30720\pi}, \quad (\text{A.3})$$

with g_{\star} the effective number of degrees of freedom at the temperature T_{BH} .

Under the assumption that g_{BH} is a constant during evaporation, Eq. (A.2) can be solved analytically:

$$m_{\text{BH}} = m_{\text{BH0}} \left(1 - \frac{t - t_F}{\tau_{\text{BH}}}\right)^{1/3}, \quad \text{with } \tau_{\text{BH}} = \frac{m_{\text{BH0}}^3}{3g_{\text{BH}} m_{\text{pl}}^4}. \quad (\text{A.4})$$

Here m_{BH0} is the initial mass of the PBH at $t = t_F$ with t_F the PBH formation time, and τ_{BH} is the lifetime of the PBH.

By integrating Eq. (2.1) over t and E , we obtain the total number of particles:

$$N_i = \int \frac{d^2 N_i}{dt dE} dE dt = \frac{81g_i \tau_{\text{BH}} T_{\text{BH0}}}{128\pi^3} \cdot \frac{\text{Li}_3(\eta)}{\eta}, \quad (\text{A.5})$$

where $\text{Li}_3(\eta)$ is the polylogarithm function, with $\eta = -1, 1,$ and 0 for Fermi-Dirac, Bose-Einstein, and Maxwell-Boltzmann statistics, respectively. It is useful to note that

$$\frac{\text{Li}_3(\eta)}{\eta} = \begin{cases} \frac{3\zeta(3)}{4} & (\text{Fermi-Dirac}) \\ \zeta(3) & (\text{Bose-Einstein}) \\ 1 & (\text{Maxwell-Boltzmann}) \end{cases}. \quad (\text{A.6})$$

The formation time t_F is given by [22]

$$t_F = \frac{m_{\text{BH0}}}{\gamma m_{\text{pl}}^2}, \quad (\text{A.7})$$

where $\gamma \approx 0.2$ is a factor describing the efficiency of local overdensities collapsing into PBHs [46].

In the radiation-dominated universe where $H \approx 1/(2t)$, Eq. (A.7) implies

$$H(t_F) = \frac{\gamma m_{\text{pl}}^2}{2m_{\text{BH0}}}, \quad \rho_{\text{tot}}(t_F) = \frac{3\gamma^2 m_{\text{pl}}^6}{32\pi m_{\text{BH0}}^2}, \quad T(t_F) \approx \left(\frac{45\gamma^2 m_{\text{pl}}^6}{16\pi^3 g_* m_{\text{BH0}}^2} \right)^{1/4}, \quad (\text{RD}). \quad (\text{A.8})$$

Using specific values, the temperature of the universe at t_F reads

$$T(t_F) \approx 1.37 \times 10^{15} \text{ GeV} \cdot \left(\frac{10 \text{ g}}{m_{\text{BH0}}} \right)^{1/2}, \quad (\text{RD}). \quad (\text{A.9})$$

From Eqs. (A.7) and (A.4), we get

$$\frac{t_F}{\tau_{\text{BH}}} = \frac{3g_{\text{BH}} m_{\text{pl}}^2}{\gamma m_{\text{BH0}}^2}, \quad (\text{A.10})$$

which implies $\tau_{\text{BH}} \gg t_F$ for the PBH mass range considered in this work. Therefore, the PBH evaporation time $t_{\text{ev}} \equiv t_F + \tau_{\text{BH}}$ is approximately determined by τ_{BH} . Assuming $t_{\text{ev}} \approx \tau_{\text{BH}}$ and using $a \propto t^{1/2}$ in the RD universe, we obtain

$$\left(\frac{a_F}{a_{\text{ev}}} \right) \approx \left(\frac{3g_{\text{BH}}}{\gamma} \right)^{1/2} \frac{m_{\text{pl}}}{m_{\text{BH0}}}, \quad (\text{RD}). \quad (\text{A.11})$$

B Integration of Γ_{prod}

In the expanding universe, the phase space distribution of a generic species, denoted by $f(t, \mathbf{p})$, is governed by the Boltzmann equation

$$\left[\frac{\partial}{\partial t} - H\mathbf{p} \cdot \nabla_{\mathbf{p}} \right] f(t, \mathbf{p}) = C^{(f)}, \quad (\text{B.1})$$

where $C^{(f)}$ is the collision term which can be written as

$$C^{(f)} = (1 - f)\Gamma_{\text{prod}} - f\Gamma_{\text{abs}}, \quad (\text{B.2})$$

with Γ_{abs} and Γ_{prod} the absorption and production rates of the species under consideration.

In this work, we are only concerned with isotropic distributions for which we can use $f(t, \mathbf{p}) = f(t, p)$ and $H\mathbf{p} \cdot \nabla_{\mathbf{p}} = Hp\partial_p$.

In the limit of $f \ll 1$, which implies $C^{(f)} \approx \Gamma_{\text{prod}}$, one can obtain the following analytical solution of Eq. (B.1):

$$f(t, p) = \int_0^a \frac{\Gamma_{\text{prod}}(a', p')}{H(a')a'} da', \quad (\text{B.3})$$

where $p' \equiv pa/a'$. Eq. (B.3) can be derived by noticing that the comoving momentum pa is unchanged by the Hubble expansion—see e.g. Appendix B of Ref. [58] for details.

For Γ_{prod} with relatively simple analytic forms, one can integrate Eq. (B.3) analytically. Below we apply Eq. (B.3) to a few cases with specific forms of $\Gamma_{\text{prod}}(a, p)$.

B.1 PBH evaporation with cosmological redshift

For massless particles emitted from PBHs in the expanding universe, the production term is given in Eq. (3.3). In the RD era, using $H(a) = H_{\text{ev}} a_{\text{ev}}^2/a^2$, we obtain the following integrand for Eq. (B.3):

$$\frac{\Gamma_{\text{prod}}(a', p')}{H(a')a'} = C_0 \frac{a_{\text{ev}} (1 - a'^2/a_{\text{ev}}^2)^{2/3}}{36a'^2 \left(\exp \left[\frac{p'}{T_{\text{BH0}}} (1 - a'^2/a_{\text{ev}}^2)^{1/3} \right] - \eta \right)}, \quad (\text{B.4})$$

where

$$C_0 \equiv 3^6 \pi \beta \gamma^2 g_i T_{\text{BH0}} H_{\text{ev}}^{-1} \left(\frac{a_F}{a_{\text{ev}}} \right)^3. \quad (\text{B.5})$$

Then Eq. (B.3) can be written as

$$f = C_0 \int_{a_F/a_{\text{ev}}}^1 \frac{R^2}{36} \frac{dr_a}{e^{Rx} - \eta}, \quad \text{with } R \equiv \frac{(1 - r_a^2)^{1/3}}{r_a}, \quad (\text{B.6})$$

where $r_a \equiv a'/a_{\text{ev}}$.

Since the IR part of f is mainly produced by the first $\sim 1\%$ of PBH mass evaporation (see the right panel of Fig. 1) and the $(1 - r_a^2)^{1/3}$ part in R arises from the variation of m_{BH} , we can assume that m_{BH} is a constant when producing the IR part. Under this assumption, we can replace $R \rightarrow 1/r_a$ and compute the integral in Eq. (B.6) analytically:

$$f|_{Rr_a \rightarrow 1} \approx \frac{C_0}{36x} \begin{cases} \log(e^x + 1) - x & (\eta = -1) \\ x - \log(e^x - 1) & (\eta = 1) \\ e^{-x} & (\eta = 0) \end{cases}. \quad (\text{B.7})$$

Eq. (B.7) is valid only for $x \ll 1$.

On the other hand, since the remaining $\sim 90\%$ of m_{BH0} is released within a relatively narrow time window close to t_{ev} , the instant evaporation result in Eq. (2.6) should be able to accurately describe the non-IR part. So in principle, one can add $f|_{Rr_a \rightarrow 1}$ to the instant evaporation result to get an analytical result that approximates to the actual f over the entire range covering both low-and high-energy regimes. However, the simple addition would imply double counting of the contributions to the intermediate-energy regime.

To further refine the analytical calculation, we subtract a term proportional to e^{-x} from Eq. (B.7) and then add them up. Note that subtracting such a term does not modify the IR behavior of Eq. (B.7), nor does it affect the UV behavior of Eq. (2.6). Only the intermediate-energy regime is reduced. The coefficient of the e^{-x} term, corresponding to κ_{\pm} and κ_0 in Eq. (3.9), can be determined by the total number of particles N_i in Eq. (A.5).

Assembling the above pieces together, we obtain Eqs. (3.7)-(3.9).

B.2 Heavy particle decay

Consider a generic process $i \rightarrow j + k$ where i is a heavy particle with a mass m_i while j and k are two generic particles with negligible masses compared to m_i . If i decays non-relativistically in the early universe, the corresponding Γ_{prod} for j is approximately a delta

function according to Eq. (D.4). In this scenario, Eq. (B.3) gives

$$\begin{aligned} f_j &\approx \int_0^a \frac{\pi |\mathcal{M}|^2}{2m_i^3} \frac{n_i(a')}{H(a')a'} \delta\left(\frac{ap}{a'} - \frac{m_i}{2}\right) da' \\ &\approx \frac{\pi |\mathcal{M}|^2}{m_i^4} \frac{n_i(\tilde{a})}{H(\tilde{a})}, \end{aligned} \quad (\text{B.8})$$

where $|\mathcal{M}|^2$ is the squared amplitude of the decay process and $\tilde{a} = 2ap/m_i$.

In the RD era, assuming i decays non-relativistically at a certain rate Γ_{iD} , n_i and H as functions of a vary as follows

$$H(a) = H_\star \frac{a_\star^2}{a^2}, \quad n_i(a) = n_{i\star} \frac{a_\star^3}{a^3} \exp\left[-\frac{\Gamma_{iD}}{2} \cdot \left(\frac{1}{H(a)} - \frac{1}{H_\star}\right)\right], \quad (\text{RD}), \quad (\text{B.9})$$

where the subscript \star denotes a pivotal point which can be set arbitrarily at any moment when the above approximations are still valid. The exponential part in Eq. (B.1) comes from $e^{-\Gamma_{iD}t}$ with $t \approx 1/(2H)$. Substituting Eq. (B.9) into Eq. (B.8), we obtain

$$f_j \approx \frac{\pi |\mathcal{M}|^2 a_\star n_{i\star}}{2ap H_\star m_i^3} \exp\left\{-\frac{\Gamma_{iD}}{2H_\star} \left[\left(\frac{2ap}{a_\star m_i}\right)^2 - 1\right]\right\}, \quad (\text{RD}). \quad (\text{B.10})$$

If we set the pivotal point “ \star ” well before i starts to decay, the $-\frac{1}{H_\star}$ term in the exponential function can be neglected.

In the matter-dominated (MD) era, Eq. (B.9) should be changed to

$$H(a) = H_\star \frac{a_\star^{3/2}}{a^{3/2}}, \quad n_i(a) = n_{i\star} \frac{a_\star^3}{a^3} \exp\left[-\frac{2\Gamma_{iD}}{3} \cdot \left(\frac{1}{H(a)} - \frac{1}{H_\star}\right)\right], \quad (\text{MD}), \quad (\text{B.11})$$

where we have used $t \approx 2/(3H)$. Substituting Eq. (B.11) into Eq. (B.8), we obtain

$$f_j \approx \frac{\pi |\mathcal{M}|^2 n_{i\star}}{H_\star m_i^{5/2}} \left(\frac{a_\star}{2ap}\right)^{3/2} \exp\left\{-\frac{2\Gamma_{iD}}{3H_\star} \left[\left(\frac{2ap}{a_\star m_i}\right)^{3/2} - 1\right]\right\}, \quad (\text{MD}). \quad (\text{B.12})$$

It is noteworthy that integrating Eq. (B.10) or (B.12) over p yields

$$n_j = \int_{p_{\min}}^{p_{\max}} f_j(p) \frac{4\pi p^2 dp}{(2\pi)^3} = \frac{n_{i\star} a_\star^3 - n_i a^3}{a^3}, \quad (\text{B.13})$$

where $p_{\max} = m_i/2$ and $p_{\min} = p_{\max} a_\star/a$. Eq. (B.13) offers an important cross check of the above analytical calculation since its physical meaning is straightforward: the total number of j particles produced in a comoving volume should be equal to the total number of i particles depleted in the volume.

C Decaying spectrum

For a generic decaying species i after PBH evaporation, without assuming non-relativistic or relativistic decay, the subsequent evolution of f_i can be computed analytically. This requires solving Eq. (3.1) with $\Gamma_{i,\text{prod}} = 0$ and

$$\Gamma_{i,\text{abs}} = \frac{m_i}{E} \Gamma_{iD}, \quad (\text{C.1})$$

where Γ_{iD} is the decay rate of i at rest.

With the variable transformation $p \rightarrow \tilde{p} = a(t)p$ and $\tilde{f}(t, \tilde{p}) = f(t, p)$, we can rewrite Eq. (3.1) as

$$\frac{\partial \tilde{f}_i}{\partial t} = -\frac{m_i}{E} \Gamma_{iD} \tilde{f}_i. \quad (\text{C.2})$$

Eq. (C.2) should be viewed as a differential equation of t and \tilde{p} . Hence $E = \sqrt{p^2 + m_i^2} = \sqrt{\tilde{p}^2/a^2 + m_i^2}$ should be viewed as a function of \tilde{p} (not p) and t . Noticing this point, one can see that Eq. (C.2) can be solved by

$$\tilde{f}_i(t, \tilde{p}) = \tilde{f}_i(t_{\text{ev}}, \tilde{p}) \exp \left[-m_i \Gamma_{iD} \int_{t_{\text{ev}}}^t \frac{d\tau}{\sqrt{\tilde{p}^2/a_\tau^2 + m_i^2}} \right], \quad (\text{C.3})$$

with $a_\tau \equiv a(\tau)$.

Transforming it back from $\tilde{f}(t, \tilde{p})$ to $f(t, p)$, we obtain the solution in Eq. (3.15).

During the RD era, we have $a_t \propto t^{1/2}$ and $a_t/a_\tau = (t/\tau)^{1/2}$. Then the \tilde{t} integral in Eq. (3.15) can be computed as follows:

$$\begin{aligned} \tilde{t} &\equiv \int_{t_{\text{ev}}}^t \frac{m_i d\tau}{\sqrt{(pa_t/a_\tau)^2 + m_i^2}} \\ &= \int_{t_{\text{ev}}}^t \frac{m_i d\tau}{\sqrt{\frac{t}{\tau} p^2 + m_i^2}} \\ &= t \left[\frac{E}{m_i} - \frac{t_{\text{ev}}}{t} \frac{E^{(\text{ev})}}{m_i} + \frac{1}{2} \frac{p^2}{m_i^2} \ln \frac{(E - m_i)(E^{(\text{ev})} + m_i)}{(E + m_i)(E^{(\text{ev})} - m_i)} \right], \end{aligned} \quad (\text{C.4})$$

where $E^{(\text{ev})} \equiv \sqrt{m_i^2 + a_t^2 p^2/a_{\text{ev}}^2}$. Expressing the above result in terms of the dimensionless quantities x , y and μ , it is straightforward to get Eq. (3.17).

D Collision terms

For a two-body decay process, $1 \rightarrow 2 + 3$, the production rate in the collision term (B.2) reads

$$\Gamma_{\text{prod}}^{(f_3)} = \frac{1}{2E_3} \int d\Pi_1 d\Pi_2 f_1 (1 \pm f_2) (2\pi\delta)^4 |\mathcal{M}|^2, \quad (\text{D.1})$$

where $d\Pi_i \equiv \frac{d^3 \mathbf{p}_i}{(2\pi)^3 2E_i}$ with the subscript i indicating quantities for the i -th particles of the process, $(2\pi\delta)^4$ denotes the Dirac delta function responsible for momentum conservation, and $|\mathcal{M}|^2$ is the squared amplitude of the process. The $1 \pm f_2$ in Eq. (D.1) accounts for the Bose enhancement or Pauli blocking effect. If this is neglected and the final states are massless, Eq. (D.1) can be reduced to the following integral [58]:

$$\Gamma_{\text{prod}}^{(f_3)} \approx \frac{|\mathcal{M}|^2}{2E_3^2} \int_{p_1^{\text{min}}}^{\infty} dp_1 \frac{f_1 p_1}{8\pi E_1}, \quad (\text{D.2})$$

where

$$p_1^{\min} \equiv \frac{|m_1^2 - 4E_3^2|}{4E_3}. \quad (\text{D.3})$$

Here $|\mathcal{M}|^2$ is constant for two-body decay processes, allowing it to be extracted out of the integral. Note that the absolute value notation “ $| \cdot |$ ” in Eq. (D.3) should not be omitted because E_3 may exceed $m_1/2$ significantly for relativistic f_1 .

If f_1 is a non-relativistic distribution, Eq. (D.2) gives

$$\Gamma_{\text{prod}}^{(f_3)} \approx \frac{\pi |\mathcal{M}|^2}{2m_1^3} n_1 \delta\left(E_3 - \frac{m_1}{2}\right), \quad (\text{D.4})$$

where $n_1 = \int f_1 \frac{d^3\mathbf{p}_1}{(2\pi)^3}$ is the number density of particle 1. Eq. (D.4) can be obtained by substituting any analytically simple expressions for f_1 in Eq. (D.2). One example for such expression is $f_1 = \lim_{\epsilon \rightarrow 0^+} \frac{8\pi^2 n_1 \delta(p_1 - \epsilon)}{(p_1 + \epsilon)^2}$, which can be used in Eq. (D.2) to straightforwardly obtain Eq. (D.4).

If f_1 approximates to the Maxwell-Boltzmann distribution, i.e. $f_1 \propto e^{-E_1/T_1}$, Eq. (D.2) gives

$$\Gamma_{\text{prod}}^{(f_3)} \approx \frac{|\mathcal{M}|^2 T_1}{16\pi E_3^2} c_1 \exp\left(-\frac{m_1^2 + 4E_3^2}{4T_1 E_3}\right), \quad (\text{D.5})$$

where $c_1 \equiv f_1/e^{-E_1/T_1}$ is a normalization factor that can be determined by the number density:

$$c_1 = \frac{2\pi^2 n_1}{m_1^2 T K_2(m_1/T_1)}. \quad (\text{D.6})$$

Taking the non-relativistic limit, $T_1 \ll m_1$, one can check that Eq. (D.5) reduces to Eq. (D.4).

References

- [1] E. Fermi, *On the Origin of the Cosmic Radiation*, *Phys. Rev.* **75** (1949) 1169–1174.
- [2] R. Blandford, D. Meier, and A. Readhead, *Relativistic Jets from Active Galactic Nuclei*, *Ann. Rev. Astron. Astrophys.* **57** (2019) 467–509, [[1812.06025](#)].
- [3] P. Blasi, R. Dick, and E. W. Kolb, *Ultra-High Energy Cosmic Rays from Annihilation of Superheavy Dark Matter*, *Astropart. Phys.* **18** (2002) 57–66, [[astro-ph/0105232](#)].
- [4] C. T. Hill, *Monopolonium*, *Nucl. Phys. B* **224** (1983) 469–490.
- [5] M. Birkel and S. Sarkar, *Extremely high-energy cosmic rays from relic particle decays*, *Astropart. Phys.* **9** (1998) 297–309, [[hep-ph/9804285](#)].
- [6] V. Kuzmin and I. Tkachev, *Ultrahigh-energy cosmic rays, superheavy long living particles, and matter creation after inflation*, *JETP Lett.* **68** (1998) 271–275, [[hep-ph/9802304](#)].
- [7] P. Bhattacharjee and G. Sigl, *Origin and propagation of extremely high-energy cosmic rays*, *Phys. Rept.* **327** (2000) 109–247, [[astro-ph/9811011](#)].
- [8] D. F. Torres and L. A. Anchordoqui, *Astrophysical origins of ultrahigh energy cosmic rays*, *Rept. Prog. Phys.* **67** (2004) 1663–1730, [[astro-ph/0402371](#)].

- [9] L. A. Anchordoqui, *Ultra-High-Energy Cosmic Rays*, *Phys. Rept.* **801** (2019) 1–93, [[1807.09645](#)].
- [10] M. Ackermann *et al.*, *High-energy and ultra-high-energy neutrinos: A Snowmass white paper*, *JHEAp* **36** (2022) 55–110, [[2203.08096](#)].
- [11] B. J. Carr, K. Kohri, Y. Sendouda, and J. Yokoyama, *New cosmological constraints on primordial black holes*, *Phys. Rev. D* **81** (2010) 104019, [[0912.5297](#)].
- [12] B. Carr, K. Kohri, Y. Sendouda, and J. Yokoyama, *Constraints on primordial black holes*, *Rept. Prog. Phys.* **84** (2021), no. 11 116902, [[2002.12778](#)].
- [13] C. Lunardini and Y. F. Perez-Gonzalez, *Dirac and Majorana neutrino signatures of primordial black holes*, *JCAP* **08** (2020) 014, [[1910.07864](#)].
- [14] F. Halzen, B. Keszthelyi, and E. Zas, *Neutrinos from primordial black holes*, *Phys. Rev. D* **52** (1995) 3239–3247, [[hep-ph/9502268](#)].
- [15] E. V. Bugaev and K. V. Konishchev, *Constraints on diffuse neutrino background from primordial black holes*, *Phys. Rev. D* **65** (2002) 123005, [[astro-ph/0005295](#)].
- [16] E. V. Bugaev and K. V. Konishchev, *Cosmological constraints from evaporations of primordial black holes*, *Phys. Rev. D* **66** (2002) 084004, [[astro-ph/0206082](#)].
- [17] S. Wang, D.-M. Xia, X. Zhang, S. Zhou, and Z. Chang, *Constraining primordial black holes as dark matter at JUNO*, *Phys. Rev. D* **103** (2021), no. 4 043010, [[2010.16053](#)].
- [18] V. De Romeri, P. Martínez-Miravé, and M. Tórtola, *Signatures of primordial black hole dark matter at DUNE and THEIA*, *JCAP* **10** (2021) 051, [[2106.05013](#)].
- [19] R. Calabrese, D. F. G. Fiorillo, G. Miele, S. Morisi, and A. Palazzo, *Primordial black hole dark matter evaporating on the neutrino floor*, *Phys. Lett. B* **829** (2022) 137050, [[2106.02492](#)].
- [20] N. Bernal, V. Muñoz Albornoz, S. Palomares-Ruiz, and P. Villanueva-Domingo, *Current and future neutrino limits on the abundance of primordial black holes*, *JCAP* **10** (2022) 068, [[2203.14979](#)].
- [21] Q. Liu and K. C. Y. Ng, *The Sensitivity Floor for Primordial Black Holes with Neutrino Searches*, [[2312.06108](#)].
- [22] I. Baldes, Q. Decant, D. C. Hooper, and L. Lopez-Honorez, *Non-Cold Dark Matter from Primordial Black Hole Evaporation*, *JCAP* **08** (2020) 045, [[2004.14773](#)].
- [23] P. Gondolo, P. Sandick, and B. Shams Es Haghi, *Effects of primordial black holes on dark matter models*, *Phys. Rev. D* **102** (2020), no. 9 095018, [[2009.02424](#)].
- [24] N. Bernal and O. Zapata, *Self-interacting Dark Matter from Primordial Black Holes*, *JCAP* **03** (2021) 007, [[2010.09725](#)].
- [25] N. Bernal and O. Zapata, *Dark Matter in the Time of Primordial Black Holes*, *JCAP* **03** (2021) 015, [[2011.12306](#)].
- [26] N. Bernal and O. Zapata, *Gravitational dark matter production: primordial black holes and UV freeze-in*, *Phys. Lett. B* **815** (2021) 136129, [[2011.02510](#)].
- [27] J. Auffinger, I. Masina, and G. Orlando, *Bounds on warm dark matter from Schwarzschild primordial black holes*, *Eur. Phys. J. Plus* **136** (2021), no. 2 261, [[2012.09867](#)].

- [28] D. Hooper and G. Krnjaic, *GUT Baryogenesis With Primordial Black Holes*, *Phys. Rev. D* **103** (2021), no. 4 043504, [[2010.01134](#)].
- [29] A. Cheek, L. Heurtier, Y. F. Perez-Gonzalez, and J. Turner, *Primordial black hole evaporation and dark matter production. I. Solely Hawking radiation*, *Phys. Rev. D* **105** (2022), no. 1 015022, [[2107.00013](#)].
- [30] I. Masina, *Dark Matter and Dark Radiation from Evaporating Kerr Primordial Black Holes*, *Grav. Cosmol.* **27** (2021), no. 4 315–330, [[2103.13825](#)].
- [31] A. Cheek, L. Heurtier, Y. F. Perez-Gonzalez, and J. Turner, *Primordial black hole evaporation and dark matter production. II. Interplay with the freeze-in or freeze-out mechanism*, *Phys. Rev. D* **105** (2022), no. 1 015023, [[2107.00016](#)].
- [32] N. Bernal, F. Hajkarim, and Y. Xu, *Axion Dark Matter in the Time of Primordial Black Holes*, *Phys. Rev. D* **104** (2021) 075007, [[2107.13575](#)].
- [33] N. Bernal, Y. F. Perez-Gonzalez, Y. Xu, and O. Zapata, *ALP dark matter in a primordial black hole dominated universe*, *Phys. Rev. D* **104** (2021), no. 12 123536, [[2110.04312](#)].
- [34] R. Calabrese, M. Chianese, D. F. G. Fiorillo, and N. Saviano, *Direct detection of light dark matter from evaporating primordial black holes*, *Phys. Rev. D* **105** (2022), no. 2 L021302, [[2107.13001](#)].
- [35] S. Jyoti Das, D. Mahanta, and D. Borah, *Low scale leptogenesis and dark matter in the presence of primordial black holes*, *JCAP* **11** (2021) 019, [[2104.14496](#)].
- [36] N. Bernal, C. S. Fong, Y. F. Perez-Gonzalez, and J. Turner, *Rescuing high-scale leptogenesis using primordial black holes*, *Phys. Rev. D* **106** (2022), no. 3 035019, [[2203.08823](#)].
- [37] T. C. Gehrman, B. Shams Es Haghi, K. Sinha, and T. Xu, *Baryogenesis, primordial black holes and MHz–GHz gravitational waves*, *JCAP* **02** (2023) 062, [[2211.08431](#)].
- [38] N. Bernal, Y. F. Perez-Gonzalez, and Y. Xu, *Superradiant production of heavy dark matter from primordial black holes*, *Phys. Rev. D* **106** (2022), no. 1 015020, [[2205.11522](#)].
- [39] R. Calabrese, M. Chianese, J. Gunn, G. Miele, S. Morisi, and N. Saviano, *Limits on light primordial black holes from high-scale leptogenesis*, *Phys. Rev. D* **107** (2023), no. 12 123537, [[2305.13369](#)].
- [40] K. Schmitz and X.-J. Xu, *Wash-in leptogenesis after the evaporation of primordial black holes*, *Phys. Lett. B* **849** (2024) 138473, [[2311.01089](#)].
- [41] T. C. Gehrman, B. Shams Es Haghi, K. Sinha, and T. Xu, *The primordial black holes that disappeared: connections to dark matter and MHz-GHz gravitational Waves*, *JCAP* **10** (2023) 001, [[2304.09194](#)].
- [42] G. Arcadi, M. Lindner, J. P. Neto, and F. S. Queiroz, *Ultraheavy Dark Matter and WIMPs Production aided by Primordial Black Holes*, [2408.13313](#).
- [43] **IceCube-Gen2 Collaboration**, M. G. Aartsen *et al.*, *IceCube-Gen2: the window to the extreme Universe*, *J. Phys. G* **48** (2021), no. 6 060501, [[2008.04323](#)].
- [44] **GRAND Collaboration**, J. Álvarez-Muñiz *et al.*, *The Giant Radio Array for Neutrino Detection (GRAND): Science and Design*, *Sci. China Phys. Mech. Astron.* **63** (2020), no. 1 219501, [[1810.09994](#)].
- [45] D. N. Page, *Particle Emission Rates from a Black Hole: Massless Particles from an Uncharged, Nonrotating Hole*, *Phys. Rev. D* **13** (1976) 198–206.

- [46] B. J. Carr, *The Primordial black hole mass spectrum*, *Astrophys. J.* **201** (1975) 1–19.
- [47] C. Keith, D. Hooper, N. Blinov, and S. D. McDermott, *Constraints on Primordial Black Holes From Big Bang Nucleosynthesis Revisited*, *Phys. Rev. D* **102** (2020), no. 10 103512, [[2006.03608](#)].
- [48] E. Vitagliano, I. Tamborra, and G. Raffelt, *Grand Unified Neutrino Spectrum at Earth: Sources and Spectral Components*, *Rev. Mod. Phys.* **92** (2020) 45006, [[1910.11878](#)].
- [49] **IceCube Collaboration**, R. Abbasi *et al.*, *Improved Characterization of the Astrophysical Muon–neutrino Flux with 9.5 Years of IceCube Data*, *Astrophys. J.* **928** (2022), no. 1 50, [[2111.10299](#)].
- [50] **ARA Collaboration**, P. Allison *et al.*, *Constraints on the diffuse flux of ultrahigh energy neutrinos from four years of Askaryan Radio Array data in two stations*, *Phys. Rev. D* **102** (2020), no. 4 043021, [[1912.00987](#)].
- [51] A. Anker *et al.*, *A search for cosmogenic neutrinos with the ARIANNA test bed using 4.5 years of data*, *JCAP* **03** (2020) 053, [[1909.00840](#)].
- [52] **Pierre Auger Collaboration**, A. Aab *et al.*, *Probing the origin of ultra-high-energy cosmic rays with neutrinos in the EeV energy range using the Pierre Auger Observatory*, *JCAP* **10** (2019) 022, [[1906.07422](#)].
- [53] **KM3Net Collaboration**, S. Adrian-Martinez *et al.*, *Letter of intent for KM3NeT 2.0*, *J. Phys. G* **43** (2016), no. 8 084001, [[1601.07459](#)].
- [54] S. Wissel *et al.*, *Prospects for high-elevation radio detection of >100 PeV tau neutrinos*, *JCAP* **11** (2020) 065, [[2004.12718](#)].
- [55] S. Prohira *et al.*, *Observation of Radar Echoes From High-Energy Particle Cascades*, *Phys. Rev. Lett.* **124** (2020), no. 9 091101, [[1910.12830](#)].
- [56] A. Romero-Wolf *et al.*, *An Andean Deep-Valley Detector for High-Energy Tau Neutrinos*, in *Latin American Strategy Forum for Research Infrastructure*, 2, 2020. [2002.06475](#).
- [57] A. N. Otte, A. M. Brown, M. Doro, A. Falcone, J. Holder, E. Judd, P. Kaaret, M. Mariotti, K. Murase, and I. Taboada, *Trinity: An Air-Shower Imaging Instrument to detect Ultrahigh Energy Neutrinos*, [1907.08727](#).
- [58] S.-P. Li and X.-J. Xu, *Dark matter produced from right-handed neutrinos*, *JCAP* **06** (2023) 047, [[2212.09109](#)].