

# A Simple and Adaptive Confidence Interval when Nuisance Parameters Satisfy an Inequality

Gregory Fletcher Cox\*

September 17, 2024

## Abstract

Inequalities may appear in many models. They can be as simple as assuming a parameter is nonnegative, possibly a regression coefficient or a treatment effect. This paper focuses on the case that there is only one inequality and proposes a confidence interval that is particularly attractive, called the inequality-imposed confidence interval (IICI). The IICI is simple. It does not require simulations or tuning parameters. The IICI is adaptive. It reduces to the usual confidence interval (calculated by adding and subtracting the standard error times the  $1 - \alpha/2$  standard normal quantile) when the inequality is sufficiently slack. When the inequality is sufficiently violated, the IICI reduces to an equality-imposed confidence interval (the usual confidence interval for the submodel where the inequality holds with equality). Also, the IICI is uniformly valid and has (weakly) shorter length than the usual confidence interval; it is never longer. The first empirical application considers a linear regression when a coefficient is known to be nonpositive. A second empirical application considers an instrumental variables regression when the endogeneity of a regressor is known to be nonnegative.

**Keywords:** Restricted Parameter Space, Inequality Constraint, Model Selection, Parameter on the Boundary, Uniformly Valid Inference.

---

\*Department of Economics, National University of Singapore (ecsgfc@nus.edu.sg, <https://sites.google.com/site/gregoryfcox>)

# 1 Introduction

Inequalities may appear in many models. In a linear regression, an inequality could be the assumption that the coefficient on a control variable is nonnegative. In an instrumental variables (IV) regression, an inequality could be the assumption that the sign of the endogeneity of a regressor is nonnegative. Other models that commonly have inequalities include random coefficient models, models of conditional heteroskedasticity, and structural equation models.<sup>1</sup> One can think of the inequalities as defining the boundary of the parameter space.

A substantial literature documents and addresses the complications caused by inequalities on nuisance parameters in otherwise regular models.<sup>2</sup> These complications arise when the true value of the parameters is at or near the boundary of the inequalities. Many applied researchers ignore the inequalities (or assume the true value of the parameters is in the interior of the parameter space) in order to avoid these complications. This paper focuses on the case that there is only one inequality and proposes a confidence interval (CI) that is particularly attractive. We leave to future research the generalization of the proposed CI to models with multiple inequalities.

A researcher that ignores the inequality calculates the usual CI (UCI) by adding and subtracting the standard error times the  $1 - \alpha/2$  standard normal quantile. The new CI, called the inequality-imposed CI (IICI), is equal to the UCI when the inequality is estimated to be sufficiently slack. This is an attractive feature of the IICI because it means the researcher does not need to report a different CI in order to be inequality-robust (or boundary-robust). Indeed, the inequality can be estimated after reporting the UCI as a robustness check to verify that the inequality is sufficiently slack.

If the inequality is assumed to hold with equality, then a researcher can calculate

---

<sup>1</sup>For random coefficient models with inequalities, see Ketz (2018, 2019) and the references therein. For models of conditional heteroskedasticity with inequalities, see Francq and Zakoian (2007, 2009, 2019), Pedersen (2017), Francq and Thieu (2018), and Cavaliere et al. (2017, 2022, 2024) and the references therein. For structural equation models with inequalities, see Stoel et al. (2006) and the references therein. Andrews (1997, 2002) consider other models with inequalities.

<sup>2</sup>See below for references to this literature. By “otherwise regular,” we mean that a consistent and asymptotically normal estimator for the parameters exists. This rules out weakly or partially identified models. The only irregularity is the presence of the inequalities.

an equality-imposed CI (EICI) for the parameter of interest that uses the usual formula with a (weakly) smaller standard error. When the inequality is estimated to be sufficiently violated, then the IICI is equal to the EICI. This is an attractive feature of the IICI because it means that the researcher can ignore the possible slackness of the inequality and use the CI that assumes equality.

In between (when the inequality is estimated to be neither sufficiently slack nor sufficiently violated), the IICI simply interpolates between the UCI and the EICI. One of the endpoints of the IICI is equal to an endpoint of the UCI, while the other endpoint is equal to an endpoint of the EICI; see Figure 1 for a picture. This is an attractive feature of the IICI because it does not depend on any tuning parameters or simulations. The endpoints of the IICI are a closed-form function of an asymptotically normal estimator and its asymptotic covariance matrix. This also means that the IICI is never longer than the UCI. The length of the IICI shrinks as the inequality becomes more violated until it reaches the length of the EICI. This is an attractive feature of the IICI because it means there is essentially no cost to imposing an inequality if one is available.

The final and most surprising feature of the IICI is that it is valid.<sup>3</sup> Below, we show that the IICI is finite-sample valid in a normal model with known covariance matrix and asymptotically uniformly valid in an asymptotically normal model with consistently estimated asymptotic covariance matrix. The IICI also has exact coverage when the inequality holds with equality.

The first empirical application revisits a linear regression in Blattman et al. (2017), hereafter BJS, that analyzes an experiment designed to evaluate the effects of cognitive behavioral therapy on crime and violence. BJS analyze the effects of two treatments together with their combination. The first treatment is the therapy and the second treatment is an unconditional cash grant. The IICI can be calculated for the coefficients in the linear regression assuming the treatment effect for the cash grant is nonpositive (not increasing crime/violence). While the UCI for the treatment effect for therapy easily includes zero, we find that the IICI for the treatment effect

---

<sup>3</sup>It is the personal opinion of the author that the IICI is so simple that it must be the case that no one has investigated whether it is valid; everyone has just assumed it is not.

for therapy is shorter and barely includes zero. Also, the IICI for the treatment effect for both treatments combined is shorter and more negative than the UCI.

The second empirical application revisits an IV regression in Shapiro (2021), hereafter S21, that analyzes an implicit subsidy given to industries with higher carbon emissions because they face lower tariffs and non-tariff barriers (NTBs). S21 uses an instrument to account for the possibility of measurement error in the measure of carbon emissions for an industry. The sign of the endogeneity of the measure of carbon emissions can be evaluated when the endogeneity is caused by measurement error. (This is a general result that is closely related to the attenuation bias of least squares when there is measurement error.) We find that for NTBs, the IICI is a subset of the UCI that excludes the smallest values of the carbon subsidy. This example demonstrates that the inequality need not be violated in order for the IICI to be shorter than the UCI.

**Related Literature.** It is well-known that estimators and standard test statistics have nonstandard limit theory when the true value of the parameters is at or near the boundary of the parameter space; see Chernoff (1954), Geyer (1994), Andrews (1999, 2001), Moon and Schorfheide (2009), and Fan and Shi (2023). There are a couple of distinct problems where the complications due to a parameter on the boundary arise.

(1) The first problem is inference on a parameter of interest with inequalities on the nuisance parameters. (This is the problem considered in this paper, albeit with only one inequality.) In this problem, one is not trying to test whether the inequalities hold. Instead, one assumes the inequalities hold and uses them as “overidentifying” restrictions on the parameter of interest. Moon and Schorfheide (2009) show how this problem covers the general setting of moment inequality models when moment equalities are sufficient for identification. Several papers in the literature cover this problem. Some papers modify the estimator/test statistic so the asymptotic distribution continues to be normal or chi-squared even when the parameter is at or near the boundary; see Calzolari et al. (2004), Ketz (2018), and Frazier and Renault (2020). This results in a CI that is asymptotically equivalent to the UCI. Some papers propose modifications to make tests inequality-robust; see Moon and Schorfheide (2009), Pedersen (2017), Pedersen and Rahbek (2019), Cavaliere et al. (2022, 2024), and Fan

and Shi (2023). Some papers use the inequalities as a source of information and propose hypothesis tests or CIs that have higher power or shorter length; see Elliott et al. (2015), Ketz (2018), and Ketz and McCloskey (2023). Andrews and Guggenberger (2010b) consider the one-inequality case and show using simulations that subsampling is not inequality-robust and that the two-sided CI with the inequality-imposed t-statistic is. In Section 5, we compare the IICI to CIs from these papers.<sup>4</sup>

(2) A closely related but distinct problem is testing inequalities. This problem tests the hypothesis that the inequalities hold against the unrestricted alternative that at least one inequality does not. There is an established literature in statistics that covers this problem; see Silvapulle and Sen (2005) and the references therein. Most of this literature is based on the (least-favorable) distribution of the likelihood-ratio statistic as a mixture of chi-squared distributions. Self and Liang (1987) and Kopylev and Sinha (2011) point out that when there are nuisance parameters on the boundary, then the distribution of the likelihood-ratio statistic no longer takes this form. The literature on testing moment inequalities, including Rosen (2008), Andrews and Soares (2010), Andrews and Barwick (2012), Romano et al. (2014), Chernozhukov et al. (2019), Cox and Shi (2023), Andrews et al. (2023), and Fang et al. (2023), while focused on partially identified models, can also be applied to the testing inequalities problem.

(3) A third problem arises when only the parameter of interest is subject to inequalities. That is, there are no nuisance parameters or the nuisance parameters are not subject to the inequalities. Papers that cover this problem include Andrews (2000), Francq and Zakoian (2009), Andrews and Guggenberger (2010a), Müller and Norets (2016), Cavaliere et al. (2017), Francq and Thieu (2018), and Li (2024a,b). This problem is different because, under the null, the slackness of the inequalities is known.

Another related literature consists of papers that discuss inference after model selection and adaptation to submodels. Papers that point out the challenges of inference

---

<sup>4</sup>Some of these papers recommend hypothesis tests instead of CIs. Throughout this paper, when we refer to a CI from a particular paper that focuses on hypothesis testing, it is understood to be the CI that is calculated by collecting the hypotheses that fail to reject.

after model selection and propose solutions include Leeb and Pötscher (2005), Andrews and Guggenberger (2009a), McCloskey (2017, 2020), and Muralidharan et al. (2023). For a class of regression models, Armstrong and Kolesár (2018) state a general bound on adapting to a submodel that does not apply in this case because it requires the parameter space to be centro-symmetric.

**Outline.** Section 2 presents the setup and examples. Section 3 defines the IICI. Section 4 states theorems for validity of the IICI. Section 5 compares the IICI to other CIs in the literature by simulation. Section 6 presents the empirical applications. Section 7 concludes. An appendix contains the proofs. Code that implements the IICI in Stata and Matlab is available on the author’s website.

## 2 Setting and Examples

We consider a general setting with one inequality on a vector of parameters. Let  $\theta$  denote a  $k$ -dimensional vector of parameters. The inequality on  $\theta$  is given by  $g(\theta) \leq 0$ , where  $g(\cdot)$  is a known function of  $\theta$ . Let  $\hat{\theta}$  be an estimator of  $\theta$ . Below, we assume  $\hat{\theta}$  is consistent and asymptotically normal at the  $\sqrt{n}$  rate, where  $n$  is the sample size. We can think of  $\hat{\theta}$  as an unrestricted estimator;  $\hat{\theta}$  is not required to satisfy the inequalities. The existence of such estimators is a standard result in many identified parametric and semiparametric models. Such estimators may be defined by linear or IV regression, generalized method of moments (GMM), (quasi-) maximum likelihood, minimum distance, or indirect inference.<sup>5</sup> Let  $\hat{V}$  be a symmetric estimator of the asymptotic variance of  $\sqrt{n}(\hat{\theta} - \theta)$ . Suppose the parameter of interest is the first element of  $\theta$ ,  $e_1'\theta$ , where  $e_1$  denotes the first standard normal basis vector in  $\mathbb{R}^k$ .

We now give two examples of models that fit this setting.

**Example 1** (Linear Regression). *Consider a linear regression model:*

$$Y_i = \beta' X_i + \epsilon_i, \tag{1}$$

---

<sup>5</sup>Sometimes, an objective function cannot be defined when the inequality is violated. Even in that case, Ketz (2018) shows how to define a consistent and asymptotically normal estimator.

where  $Y_i$  is the dependent variable,  $\beta$  is  $k$ -vector of coefficients,  $X_i$  is a  $k$ -vector of regressors,  $\epsilon_i$  is an unobserved error, and  $i \in \{1, \dots, n\}$ . Suppose  $\beta_1 = e'_1 \beta$  is a scalar parameter of interest. An inequality could be the restriction that one of the other coefficients is nonnegative or nonpositive. In that case,  $g(\beta) = \pm e'_j \beta$ , where  $e_j$  denotes the  $j^{\text{th}}$  standard normal basis vector in  $\mathbb{R}^k$  for  $j \in \{2, \dots, k\}$ . The setting is satisfied if we take  $\hat{\beta}$  to be the least squares estimator and  $\hat{V}$  to be a heteroskedasticity-robust estimator of the asymptotic variance of  $\hat{\beta}$ .<sup>6</sup>

The assumption that a coefficient is nonnegative/nonpositive is reasonable in many applications of linear regressions. Here, we describe an example that evaluates multiple treatments. Suppose  $X_{1i} = e'_1 X_i$  and  $X_{2i} = e'_2 X_i$  indicate treatments from a randomized controlled trial with multiple treatments. Then,  $\beta_1$  and  $\beta_2$  are the average treatment effects. Many treatments can reasonably be assumed to have nonnegative average effects. Indeed, an ethics board may not approve a proposed treatment that has a negative average effect on the participants. If the second treatment has a non-negative average effect, then  $\beta_2 \geq 0$  and the IICI can be implemented for  $\beta_1$ . In Section 6.1, we implement the IICI in an empirical application with this setup.

We can try to provide some intuition for why and how the IICI differs from the UCI in a simple case with multiple treatments. Suppose there are only two treatments with disjoint treatment groups,  $T_1$  and  $T_2$ , and a control group,  $C$ . Let  $\bar{Y}_S$  denote the average outcome over individuals in  $S$  for  $S \subset \{1, \dots, n\}$ . Then, the least-squares estimators of  $\beta_1$  and  $\beta_2$  are  $\hat{\beta}_1 = \bar{Y}_{T_1} - \bar{Y}_C$  and  $\hat{\beta}_2 = \bar{Y}_{T_2} - \bar{Y}_C$ . If  $\beta_2$  is assumed to be nonnegative but  $\hat{\beta}_2 < 0$ , then there is clearly some error in the estimate of  $\beta_2$ .  $\hat{\beta}_2 = \bar{Y}_{T_2} - \bar{Y}_C$  must be under-estimating the true value of  $\beta_2$ . Either  $\bar{Y}_{T_2}$  under-estimates the mean of  $Y_i$  over  $i \in T_2$  or  $\bar{Y}_C$  over-estimates the mean of  $Y_i$  over  $i \in C$  (or both). This error can be partially corrected by imposing the inequality. Let  $\ddot{\beta}_1$  and  $\ddot{\beta}_2$  denote the least-squares estimators for  $\beta_1$  and  $\beta_2$  that impose the inequality. If  $\hat{\beta}_2 < 0$ , then  $\ddot{\beta}_2 = 0$  and  $\ddot{\beta}_1 = \bar{Y}_{T_1} - \bar{Y}_{C \cup T_2}$ . This implicitly estimates the mean of  $Y_i$  over  $i \in C$  using the average value of  $Y_i$  over  $i \in C \cup T_2$ . Essentially, the individuals in  $T_2$  are counted as part of the control group. Note that  $\bar{Y}_{C \cup T_2} < \bar{Y}_C$ . This means

---

<sup>6</sup>Note that heterogeneous treatment effects are covered. In general, implementing the IICI for  $\beta_1$  does not change the interpretation of  $\beta_1$  as an average of treatment effects.

that imposing the inequality increases the estimate of  $\beta_1$ . This is intuitive because the original estimator used  $\bar{Y}_C$ , which is likely to over-estimate the mean of  $Y_i$  over  $i \in C$  when  $\hat{\beta}_2 < 0$ . This explains why the IICI is centered on a different value than the UCI. Also,  $\bar{Y}_{CUT_2}$  is estimated with a larger sample, resulting in a smaller standard error. This explains why the IICI is shorter than the UCI.

**Example 2** (Instrumental Variables Regression). Consider an IV regression:

$$Y_i = \beta' X_i + \delta' W_i + \epsilon_i \quad (2)$$

$$X_i = \Pi_1 Z_i + \Pi_2 W_i + u_i, \quad (3)$$

where  $Y_i$  is the dependent variable,  $X_i$  is a  $k_1$ -vector of endogenous regressors,  $W_i$  is a  $k_2$ -vector of exogenous regressors,  $\beta$  and  $\delta$  are vectors of coefficients,  $Z_i$  is an  $\ell$ -vector of excluded exogenous instruments,  $\Pi_1$  and  $\Pi_2$  are matrices of coefficients,  $\epsilon_i$  and  $u_i$  are unobserved errors, and  $i \in \{1, \dots, n\}$ . The endogeneity of the endogenous regressors is determined by  $\gamma = \mathbb{E}(X_i \epsilon_i)$ .<sup>7</sup>

Knowledge of the sign of a component of  $\gamma$  can be exploited as an inequality on a nuisance parameter.<sup>8</sup> It is common for empirical studies to suggest a sign of  $\gamma$  when explaining why an instrument is needed. Moon and Schorfheide (2009) review empirical studies and report: “In almost all of the papers the authors explicitly stated their beliefs about the sign of the correlation between the endogenous regressor and the error term; yet none of the authors exploited the resulting inequality moment condition in their estimation.” Specifying the sign of  $\gamma$  is the first step in signing the omitted variable bias of the least-squares estimator. A special case of this is when  $X_i$  includes classical measurement error. Suppose  $e'_j X_i$  is measured with error for  $j \in \{1, \dots, k\}$ . Then,  $e'_j \gamma = -e'_j \beta \sigma^2$ , where  $\sigma^2$  denotes the variance of the measurement

---

<sup>7</sup>The regressors in  $X_i$  are called endogenous because we do not *assume* the endogeneity is zero. The true values of the components of  $\gamma$  can be zero or nonzero.

<sup>8</sup>A known sign of one of the coefficients,  $\beta$  or  $\delta$ , also counts as an inequality. In this case, the usual IV/GMM estimator and asymptotic variance can be used to calculate the IICI. Relatedly, a known sign of a first-stage coefficient in  $\Pi_1$  or  $\Pi_2$ , as considered in Andrews and Armstrong (2017), also counts, although the moments used to estimate  $\Pi_1$  and  $\Pi_2$  need to be added to the GMM specification. Also note that the model must be identified. This excludes the case of one endogenous regressor and one instrument with a known sign of the first-stage coefficient because the first-stage coefficient must be nonzero for strong identification.



error. Therefore, the sign of  $e'_j\gamma$  is the negative of the sign of  $e'_j\beta$ . In Section 6.2, we implement the IICI in an empirical application with this setting.

We can estimate  $\beta$  and  $\delta$  jointly with  $\gamma$  by GMM. Suppose  $\Pi_1$  has rank  $k_1$  so the structural coefficients are strongly identified. Then,  $\beta$  and  $\delta$  are identified using the moments  $\mathbb{E}Z_i(Y_i - \beta'X_i - \delta'W_i) = 0$  and  $\mathbb{E}W_i(Y_i - \beta'X_i - \delta'W_i) = 0$ . We identify  $\gamma$  by including the moments  $\mathbb{E}X_i(Y_i - \beta'X_i - \delta'W_i) - \gamma = 0$ . The GMM estimator is asymptotically normal with the usual asymptotic variance-covariance matrix. We point out that the GMM estimator for the structural coefficients (and their standard errors) is unchanged by the inclusion of the moments for  $\gamma$ . Code that demonstrates how to jointly estimate  $\beta$ ,  $\delta$ , and  $\gamma$  in Stata is available on the author's website.

### 3 An Inequality-Imposed Confidence Interval

The UCI is defined to be

$$UCI = [e'_1\hat{\theta} - \hat{s}z_{1-\alpha/2}, e'_1\hat{\theta} + \hat{s}z_{1-\alpha/2}], \quad (4)$$

where  $\hat{s} = n^{-1/2}(e'_1\hat{V}e_1)^{1/2}$  is the standard error of  $e'_1\hat{\theta}$  and  $z_{1-\alpha/2}$  denotes the  $1 - \alpha/2$  standard normal quantile. The UCI is valid with or without the inequality. The UCI is appealing because it does not require any modification to standard practice. The downside is that it does not use the inequality.

We next define the EICI. Suppose, for simplicity,  $g(\theta)$  is linear in  $\theta$  with  $g(\theta) = a'\theta + b$ , where  $a$  and  $b$  are constants. When the inequality is assumed to hold with equality, the resulting equality-imposed estimator (EIE) is given by

$$\ddot{\theta} = \hat{\theta} - \hat{V}a(a'\hat{V}a)^{-1}g(\hat{\theta}). \quad (5)$$

The standard error for the EIE is given by

$$\ddot{s} = n^{-1/2} \left( e'_1\hat{V}e_1 - e'_1\hat{V}a(a'\hat{V}a)^{-1}a'\hat{V}e_1 \right)^{1/2}. \quad (6)$$

This is (weakly) smaller than  $\hat{s}$  with equality if  $e'_1\hat{V}a = 0$ . The (weakly) smaller

standard error represents the fact that imposing the equality on the estimator may reduce the noise in estimating  $e'_1\theta$ . The EICI is then given by

$$EICI = [e'_1\ddot{\theta} - \ddot{s}z_{1-\alpha/2}, e'_1\ddot{\theta} + \ddot{s}z_{1-\alpha/2}]. \quad (7)$$

When  $g(\theta)$  is not linear, then the EICI can be defined using (5)-(7) with  $a$  replaced by  $\hat{a} = \frac{d}{d\theta}g(\hat{\theta})$ .<sup>9</sup>

The IICI is defined to transition between the UCI, when the inequality is estimated to be sufficiently slack, and the EICI, when the inequality is estimated to be sufficiently violated. Let

$$\ddot{c} = \begin{cases} (e'_1\hat{V}a)^{-1}(a'\hat{V}a)(\hat{s} - \ddot{s})z_{1-\alpha/2} & \text{if } e'_1\hat{V}a \neq 0 \\ 0 & \text{if } e'_1\hat{V}a = 0 \end{cases} \quad (8)$$

be a threshold that determines when to transition between the UCI and the EICI.<sup>10</sup>

Let  $IICI = [\ell, u]$ , where

$$\ell = \begin{cases} e'_1\hat{\theta} - \hat{s}z_{1-\alpha/2} & \text{if } g(\hat{\theta}) \leq \ddot{c} \\ e'_1\ddot{\theta} - \ddot{s}z_{1-\alpha/2} & \text{if } g(\hat{\theta}) > \ddot{c} \end{cases} \quad (9)$$

$$u = \begin{cases} e'_1\hat{\theta} + \hat{s}z_{1-\alpha/2} & \text{if } g(\hat{\theta}) \leq -\ddot{c} \\ e'_1\ddot{\theta} + \ddot{s}z_{1-\alpha/2} & \text{if } g(\hat{\theta}) > -\ddot{c} \end{cases}. \quad (10)$$

When  $e'_1\hat{V}a = 0$ , then  $e'_1\hat{\theta} = e'_1\ddot{\theta}$  and  $\hat{s} = \ddot{s}$ , so  $IICI = UCI = EICI$ .

Figure 1 illustrates the UCI, EICI, and IICI in the case that  $\theta$  is two-dimensional,  $g(\theta) = e'_2\theta$  is assumed to be nonpositive, and  $\hat{V} = n \begin{bmatrix} 1 & 0.7 \\ 0.7 & 1 \end{bmatrix}$ . (Scaling  $\hat{V}$  by  $n$  removes the dependence of the CIs on  $n$  and, in particular, prevents their length from shrinking to zero at the  $n^{-1/2}$  rate.) Figure 1 depicts the CIs for  $e'_1\theta$  as a function of  $e'_2\hat{\theta}$ , which

---

<sup>9</sup>Alternatively,  $\ddot{\theta}$  can be defined to minimize  $(\hat{\theta} - \theta)'\hat{V}^{-1}(\hat{\theta} - \theta)$  subject to  $g(\theta) = 0$ . This is asymptotically equivalent.

<sup>10</sup>One can show that the formula for  $\ddot{c}$  is continuous in the entries of  $\hat{V}$  and  $a$ , so that when  $e'_1\hat{V}a \rightarrow 0$ ,  $\ddot{c} \rightarrow 0$ ; see (53) in the appendix.

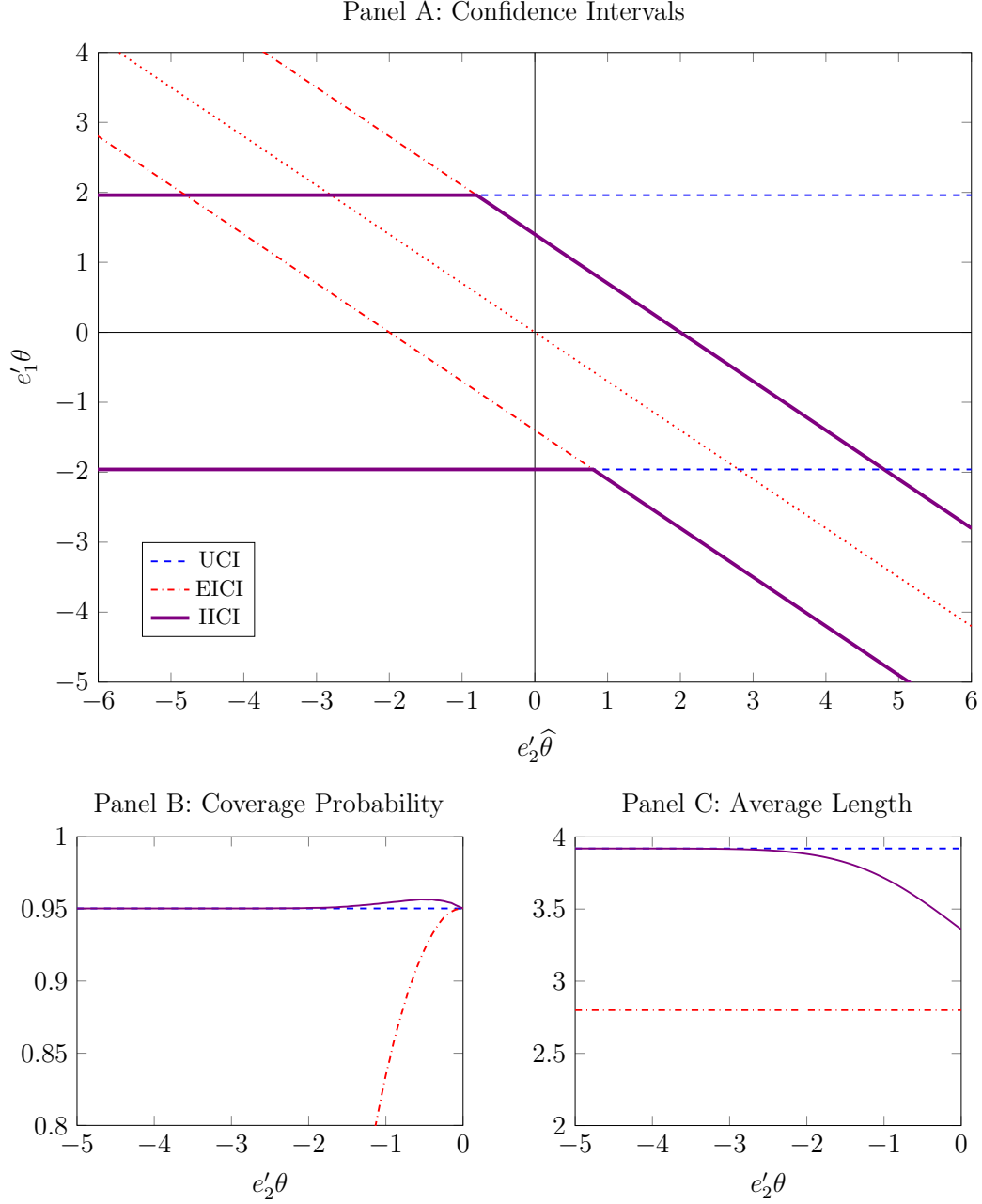


Figure 1: Panel A depicts the UCI, EICI, and IICI for  $e'_1\theta$  when  $e'_1\hat{\theta} = 0$  as functions of  $e'_2\hat{\theta}$ , with  $g(\theta) = e'_2\theta$  and  $\text{corr}(e'_1\hat{\theta}, e'_2\hat{\theta}) = 0.7$ . The blue dashed lines depict the upper and lower bounds for the UCI. The red dotted line depicts the EIE. The red dash-dotted lines depict the upper and lower bounds for the EICI. The purple solid lines depict the upper and lower bounds for the IICI. The kink occurs at  $e'_1\hat{\theta} = \pm\tilde{c} \approx \pm 0.8$ . Panels B and C depict the coverage probabilities and average lengths of the UCI, EICI, and IICI as functions of  $e'_2\theta$ , calculated with  $10^5$  simulations.

is the estimated slackness/violation of the inequality. The value of  $e'_1\hat{\theta}$  is normalized to 0. The CIs are the vertical intervals between the upper and lower bounds. We make several remarks on Figure 1.

**Remarks.** (1) In Panel A, the endpoints of the UCI (EICI) are depicted by dashed blue (dash-dotted red) lines. The endpoints of the IICI are depicted by the solid purple lines. When  $e'_2\hat{\theta} < -\check{c}$ , the inequality is estimated to be sufficiently slack, and  $IICI = UCI$ . When  $e'_2\hat{\theta} \in [-\check{c}, \check{c}]$ , the upper bound of the IICI is equal to the upper bound of the EICI and the lower bound of the IICI is equal to the lower bound of the UCI. When  $e'_2\hat{\theta} > \check{c}$ , the inequality is estimated to be sufficiently violated, and  $IICI = EICI$ .

(2) In Panel A, the EIE is depicted by the dotted red line. The EIE is negative for values of  $e'_2\hat{\theta} > 0$ . This makes sense because  $e'_1\hat{\theta}$  and  $e'_2\hat{\theta}$  are positively correlated. When  $e'_2\hat{\theta} > 0$ , then  $e'_2\theta$  must be over-estimated. This indicates that  $e'_1\hat{\theta} = 0$  also over-estimates  $e'_1\theta$ , and so the EIE is negative. This explains why the EIE has a negative slope as a function of  $e'_2\hat{\theta}$ .

(3) Panel B depicts the coverage probabilities of the UCI, EICI, and IICI as functions of  $e'_2\theta$ . The UCI has 95% coverage probability for any value of  $e'_2\theta$ . The EICI only has 95% coverage probability for  $e'_2\theta = 0$ . The EICI is not designed to cover  $e'_1\theta$  when the inequality is slack. The IICI has coverage probability greater than 95% for any value of  $e'_2\theta < 0$ , with equality when  $e'_2\theta = 0$  and in the limit as  $e'_2\theta \rightarrow -\infty$ .

(4) Panel C depicts the average lengths of the UCI, EICI, and IICI as functions of  $e'_2\theta$ . The UCI always has length  $2 \times z_{1-\alpha/2} \times \hat{s} \approx 3.92$  (because  $\hat{s} = 1$ ). The EICI always has length  $2 \times z_{1-\alpha/2} \times \check{s} \approx 2.78$  (because  $\check{s} \approx 0.71$ ). The average length of the IICI is equal to the length of the UCI in the limit as  $e'_2\theta \rightarrow -\infty$  and decreases as a function of  $e'_2\theta$ . When  $e'_2\theta = 0$ , the average length of the IICI is exactly halfway between the length of the UCI and the length of the EICI.

(5) If  $e'_2\hat{\theta}$  is very large, then the inequality is estimated to be very violated. In that case, it is possible the IICI is disjoint from the UCI. That is, imposing the inequality gives a completely distinct interval from ignoring the inequality. This is very unlikely if the inequality holds. In this case, the one-sided test for  $H_0 : e'_2\theta \leq 0$  would reject

if  $e_2' \hat{\theta} > z_{1-\alpha} \approx 1.64$ . □

## 4 Validity of the IICI

Most of the attractive properties that have been claimed to hold for the IICI follow directly from the definition. The surprising property of the IICI is its validity. We prove validity in two cases. The first case covers the finite-sample model with normally distributed  $\hat{\theta}$ , known covariance matrix, and a linear inequality. The second case covers asymptotically normal  $\hat{\theta}$ , consistently estimated asymptotic covariance matrix, and a possibly nonlinear inequality.

### 4.1 Finite-Sample Validity

Let  $\theta_0 \in \mathbb{R}^k$  denote the true value. The following assumption specifies the finite-sample model.

**Assumption 1.** (a)  $\sqrt{n}(\hat{\theta} - \theta_0) \sim N(0, V)$  for some positive definite and symmetric matrix,  $V$ .

(b)  $\hat{V} = V$  almost surely.

(c)  $g(\theta)$  is linear in  $\theta$ . Let  $g(\theta) = a'\theta + b$  for some  $a \in \mathbb{R}^k$  and  $b \in \mathbb{R}$ .

(d)  $e_1 e_1' a \neq a$ .

**Remark.** Part (a) specifies the multivariate normal distribution for the estimator. Part (b) specifies that the covariance matrix is known. Part (c) focuses on a linear inequality. Part (d) requires  $a$  to not be a scalar multiple of  $e_1$ . This ensures the inequality is (at least partly) a function of the nuisance parameters. The parameter of interest can have a nonzero coefficient, but it cannot be the only parameter with a nonzero coefficient. This is somewhat more general than the title of this paper suggests.<sup>11</sup> □

---

<sup>11</sup>The title of this paper suggests the inequality is only on the nuisance parameters, but actually we can allow the inequality to be a function of all the parameters as long as it is not exclusively a function of the parameter of interest.

Let  $P(\cdot)$  denote the probability calculated with respect to the distribution of  $\widehat{\theta}$  specified in Assumption 1(a).

**Theorem 1.** *Under Assumption 1, if  $g(\theta_0) \leq 0$ , then  $P(e_1' \theta_0 \in IICI) \geq 1 - \alpha$ . Furthermore, if  $g(\theta_0) = 0$ , then  $P(e_1' \theta_0 \in IICI) = 1 - \alpha$ .*

**Remarks.** (1) Theorem 1 establishes finite-sample validity of the IICI for any value of  $\theta_0$  that satisfies the inequality. If  $\theta_0$  satisfies the inequality with equality, then the IICI has exact coverage probability.

(2) The proof of Theorem 1 uses a new argument based on translating the normal distribution; see Lemma 3 in the appendix.  $\square$

## 4.2 Asymptotic Uniform Validity

We next show that the IICI is asymptotically uniformly valid in an asymptotically normal model. We state two theorems, one with linear  $g(\cdot)$  and one with nonlinear  $g(\cdot)$ . Let  $F \in \mathcal{F}_n$  specify the distribution of  $\widehat{\theta}$  and  $\widehat{V}$ , where  $\mathcal{F}_n$  is a parameter space that is allowed to depend on  $n$ .<sup>12</sup> Also suppose the true value of  $\theta$  depends on  $F$ , which we denote by  $\theta_F$ . The following assumption specifies the asymptotic model.

**Assumption 2.** *For every sequence  $\{F_n\}_{n=1}^\infty$  such that  $F_n \in \mathcal{F}_n$ , and for every subsequence,  $n_q$ , there exists a further subsequence,  $n_q$ , and there exists a positive definite and symmetric matrix,  $V$ , such that:  $\sqrt{n_q}(\widehat{\theta} - \theta_{F_{n_q}}) \rightarrow_d N(0, V)$  and  $\widehat{V} \rightarrow_p V$  as  $q \rightarrow \infty$ .*

**Remark.** Assumption 2 is essentially the requirement that  $\widehat{\theta}$  is asymptotically normal and  $\widehat{V}$  is a consistent estimator of the asymptotic covariance matrix. Assumption 2 is stated using an extra subsequencing step that makes the convergence uniform over  $F \in \mathcal{F}_n$ .<sup>13</sup> The extra subsequencing step is innocuous in practice because typical arguments for asymptotic normality, including central limit theorems that allow for dependence and/or triangular arrays, can also be applied along subsequences.  $\square$

---

<sup>12</sup>It is helpful to allow  $\mathcal{F}_n$  to depend on  $n$  because, in general, the distribution of  $\widehat{\theta}$  is determined by the distribution of a sample,  $\{W_i\}_{i=1}^n$ , which depends on  $n$ .

<sup>13</sup>Papers on uniform inference commonly require subsequencing conditions; see Andrews and Guggenberger (2009b) and Andrews et al. (2020).

Let  $P_F(\cdot)$  denote the probability calculated with respect to the distribution of  $\widehat{\theta}$  and  $\widehat{V}$  specified by  $F$ .

**Theorem 2.** *Under Assumption 1(c,d) and Assumption 2,*

$$\liminf_{n \rightarrow \infty} \inf_{\{F \in \mathcal{F}_n : g(\theta_F) \leq 0\}} P_F(e'_1 \theta_F \in IICI) \geq 1 - \alpha.$$

Furthermore, if  $\{F_n\}_{n=1}^\infty$  is a sequence such that  $F_n \in \mathcal{F}_n$  and  $\sqrt{n}g(\theta_{F_n}) \rightarrow 0$ , then  $P_{F_n}(e'_1 \theta_{F_n} \in IICI) \rightarrow 1 - \alpha$  as  $n \rightarrow \infty$ .

**Remark.** Theorem 2 establishes asymptotic uniform validity of the IICI over values of  $F$  for which  $\theta_F$  satisfies the inequality. If  $g(\theta_F)$  is sufficiently close to zero, then the IICI has exact asymptotic uniform coverage probability.  $\square$

Theorem 2 requires  $g(\theta)$  to be linear. We next generalize Theorem 2 to allow  $g(\theta)$  to be nonlinear. The following assumption states restrictions on  $g(\theta)$ .

**Assumption 3.** (a) *There exists a set,  $\mathcal{U} \subset \mathbb{R}^k$ , such that  $g : \mathcal{U} \rightarrow \mathbb{R}$  is differentiable with derivative  $G : \mathcal{U} \rightarrow \mathbb{R}^k$  and such that  $G(\theta)$  is uniformly continuous on  $\mathcal{U}$ .*

(b) *For every sequence,  $\{F_n\}_{n=1}^\infty$ , such that  $F_n \in \mathcal{F}_n$ , there exists an  $\epsilon > 0$  such that  $B(\theta_{F_n}, \epsilon) \subset \mathcal{U}$  eventually as  $n \rightarrow \infty$ , where  $B(\theta, \epsilon) = \{x \in \mathbb{R}^k : \|x - \theta\| < \epsilon\}$ .*

(c)  *$0 < \inf_{\theta \in \mathcal{U}} \|e_1 e'_1 G(\theta) - G(\theta)\|$  and  $\sup_{\theta \in \mathcal{U}} \|G(\theta)\| < \infty$ .*

**Remarks.** (1) Part (a) requires  $g(\theta)$  to be defined and differentiable on a set,  $\mathcal{U}$ , where the derivative is uniformly continuous. Part (b) requires  $\mathcal{U}$  to contain  $\theta_F$  in its interior, where the interiority requirement is uniform over  $F \in \mathcal{F}_n$ . Part (c) requires  $G(\theta)$  to not be a scalar multiple of  $e_1$  and  $G(\theta)$  to be bounded in a way that is uniform over  $\theta \in \mathcal{U}$ .

(2) Assumption 3 is trivially satisfied under Assumption 1(c,d) by setting  $\mathcal{U} = \mathbb{R}^k$  because, in that case,  $G(\theta) = a$  does not depend on  $\theta$ .

(3) In nonlinear models, it is common to assume the parameter space for  $\theta$ , say  $\Theta$ , is compact. In that case, Assumption 3 is satisfied by taking  $\mathcal{U}$  to be a small

expansion of  $\Theta$ , assuming  $g(\theta)$  is continuously differentiable on  $\mathcal{U}$ , and assuming  $e_1 e_1' G(\theta) \neq G(\theta)$  for all  $\theta \in \Theta$ .  $\square$

**Theorem 3.** *Under Assumptions 2 and 3,*

$$\liminf_{n \rightarrow \infty} \inf_{\{F \in \mathcal{F}_n : g(\theta_F) \leq 0\}} P_F(e_1' \theta_F \in IICI) \geq 1 - \alpha.$$

*Furthermore, if  $\{F_n\}_{n=1}^\infty$  is a sequence such that  $F_n \in \mathcal{F}_n$  and  $\sqrt{n}g(\theta_{F_n}) \rightarrow 0$ , then  $P_{F_n}(e_1' \theta_{F_n} \in IICI) \rightarrow 1 - \alpha$  as  $n \rightarrow \infty$ .*

**Remarks.** (1) Theorem 3 establishes asymptotic uniform validity of the IICI for nonlinear  $g(\theta)$ . As in Theorem 2, if  $g(\theta_F)$  is sufficiently close to zero, then the IICI has exact asymptotic uniform coverage probability.

(2) The proof of Theorem 3 shows that the event  $\{e_1' \theta_F \in IICI\}$  converges to a limiting event based on the finite-sample normal model. The limiting coverage probability can then be evaluated using Theorem 1. The proof of Theorem 2 is omitted because it follows from Theorem 3, using the fact that Assumption 1(c,d) implies Assumption 3 with  $\mathcal{U} = \mathbb{R}^k$ .  $\square$

## 5 Comparison to Other Confidence Intervals

This section compares the IICI to other CIs available in the literature. We consider (1a) a likelihood-ratio CI (LRICI), calculated by inverting the likelihood-ratio test with a chi-squared critical value, (1b) a size-corrected version of the LRICI (SCLRCI) that simulates a fixed critical value, (2) a conditional likelihood-ratio CI (CLRCI), calculated by inverting the conditional likelihood-ratio (CLR) test proposed in Ketz (2018), (3) the CI defined using the inequality-imposed t-statistic (IITCI) considered in Andrews and Guggenberger (2010b), (4) a CI calculated by inverting a test from Elliott et al. (2015), called EMWCI, and (5) the simple and short CI (SSCI) recommended by Ketz and McCloskey (2023).

We find that the only CIs that are valid and never longer than the UCI are the IICI and the IITCI. (The LRICI is slightly invalid and the SCLRCI can be slightly



longer than the UCI.) The IITCI is never shorter than the UCI. This is a persuasive reason to recommend the IICI, in addition to the fact that the IICI is simpler and more adaptive than the other CIs.

Throughout this section, we use the example from Figure 1, where  $\theta$  is two-dimensional,  $g(\theta) = e_2'\theta$  is assumed to be nonpositive,  $\hat{\theta}$  is normally distributed, and  $\hat{V} = n \begin{bmatrix} 1 & 0.7 \\ 0.7 & 1 \end{bmatrix}$ . Figures 2 and 3 depict these CIs, together with their simulated coverage probabilities and average lengths as a function of the slackness of the inequality.

**(1) LRCI/SCLRCI.** A natural approach to define a CI is to start with the likelihood-ratio statistic for testing  $H_0 : e_1'\theta = r, e_2'\theta \leq 0$  against the alternative  $H_1 : e_1'\theta \neq r, e_2'\theta \leq 0$ , where  $r$  is a hypothesized value of  $e_1'\theta$ . The LRCI is the set of values of  $r$  for which the likelihood-ratio test fails to reject using the  $1 - \alpha$  quantile of the chi-squared distribution with one degree of freedom as the critical value. The LRCI is an attractive CI because it is equal to an upper-level set of the likelihood. The LRCI also reduces to the UCI when the inequality is sufficiently slack.

The problem with the LRCI is that the distribution of the likelihood-ratio statistic is not chi-squared when there is an inequality on the nuisance parameters; the LRCI has not been shown to be valid. Simulations suggest the under-coverage is positive but small. A size-corrected version of the LRCI, SCLRCI, can be defined by taking the critical value to be the  $1 - \alpha$  quantile of the distribution of the likelihood-ratio statistic when the inequality is binding, calculated with  $10^5$  simulations.<sup>14</sup>

The LRCI and SCLRCI are depicted in Figure 2 with dotted blue lines and dashed red lines, respectively. They are practically indistinguishable because the size-correction is very small, although the SCLRCI is slightly longer. Compared to the IICI, the LRCI is equal to the IICI for most values of  $e_2'\hat{\theta}$ . It is only when  $e_2'\hat{\theta} \approx \pm\bar{c}$  that they differ. The differences in coverage probability and average lengths are barely visible in Panels B and C.

The IICI can be viewed as a more nuanced size-correction to the LRCI than the

---

<sup>14</sup>The SCLRCI is related to the second step of the two-step quasi-likelihood-ratio test in Fan and Shi (2023). In Fan and Shi (2023), the first step constructs a confidence set for a local slackness parameter and the second step estimates quantiles of the asymptotic distribution of the QLR statistic. The SCLRCI is also related to the test in Cavaliere et al. (2022), which uses shrinkage in the bootstrap draws to approximate the quantile of the asymptotic distribution of the likelihood-ratio statistic when the inequality is binding.

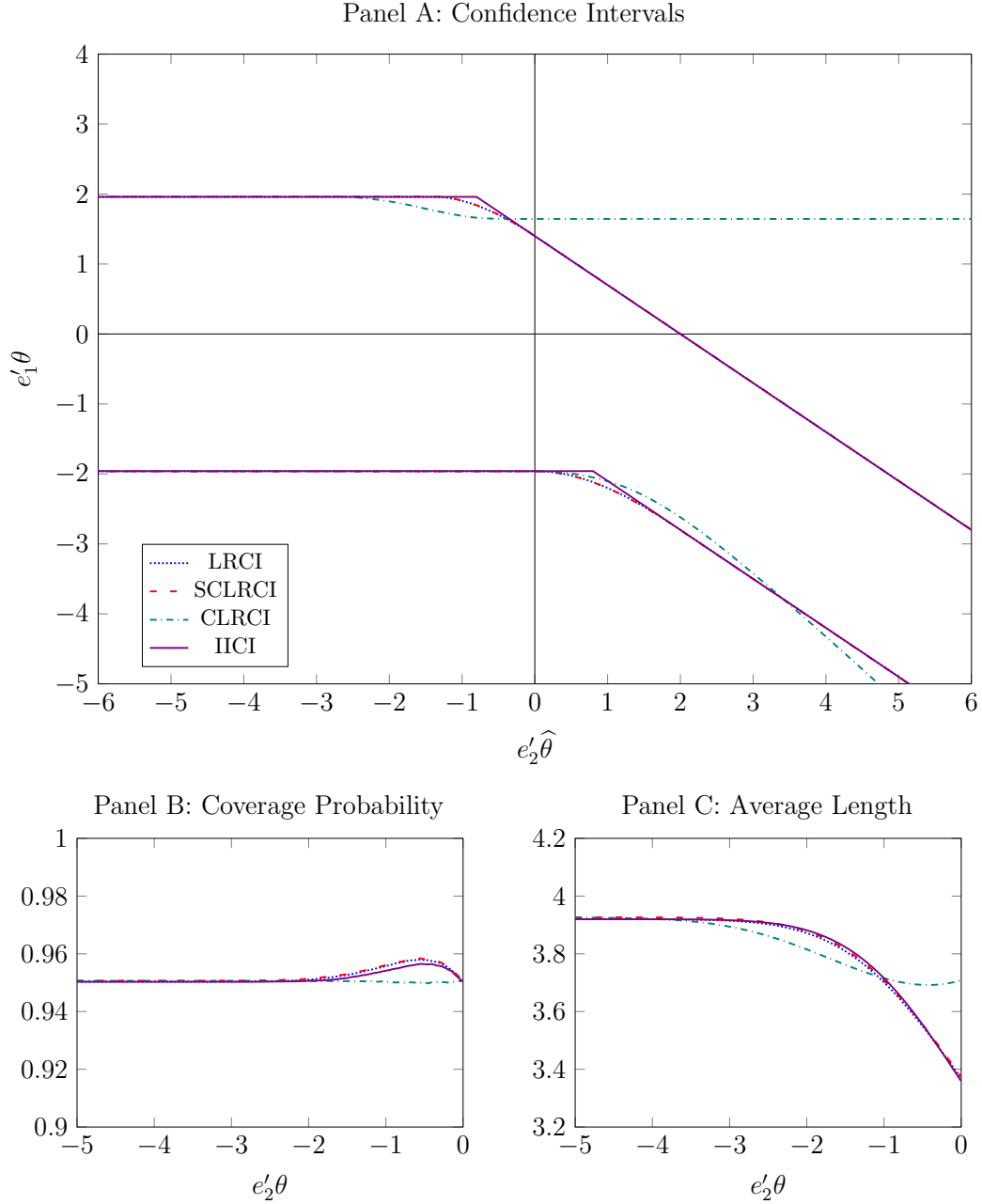


Figure 2: Panel A depicts the LRCI, SCLRCI, CLRCI, and IICI for  $e'_1\theta$  when  $e'_1\hat{\theta} = 0$  as functions of  $e'_2\hat{\theta}$ , with  $g(\theta) = e'_2\theta$  and  $\text{corr}(e'_1\hat{\theta}, e'_2\hat{\theta}) = 0.7$ . The dotted blue lines depict the upper and lower bounds for the LRCI. The dashed red lines depict the upper and lower bounds for the SCLRCI. The dash-dotted green lines depict the upper and lower bounds for the CLRCI. The solid purple lines depict the upper and lower bounds for the IICI. Panels B and C depict the coverage probabilities and average lengths of the LRCI, SCLRCI, CLRCI, and IICI as functions of  $e'_2\theta$ , calculated with  $10^5$  simulations.

SCLRCI. (Since the LRCI is only slightly invalid, only a minor adjustment should be needed.) The SCLRCI uses a different critical value that does not reduce to the UCI when the inequality is sufficiently slack—a blunt way to guarantee validity. It distorts the LRCI for all values of the slackness and ruins the “never longer” property of the LRCI. In contrast, the IICI modifies the LRCI only for values of  $e'_2\hat{\theta} \approx \pm\bar{c}$  and preserves the adaptation to the UCI/EICI when the inequality is estimated to be sufficiently slack/violated.

**(2) CLRCI.** Ketz (2018) recommends testing  $H_0$  by simulating the conditional distribution of the likelihood-ratio statistic given a sufficient statistic for the slackness of the inequality. The CLRCI, implemented with  $10^5$  simulations, is depicted in Figure 2 with green dash-dotted lines. The CLRCI agrees with the UCI when the inequality is estimated to be sufficiently slack. As the inequality becomes less slack, the upper bound decreases until it is equal to  $z_{1-\alpha}$ . When the inequality is violated, the lower bound on the CLRCI decreases. The CLRCI is usually (weakly) shorter than the UCI, but it can be longer. The CLR test for  $H_0$  is essentially transitioning from a two-sided t-test to a one-sided t-test. Looking at Panel B, the coverage probability is always 95%, indicating that the CLRCI is similar. Looking at Panel C, the CLRCI has shorter average length than the IICI for some values of  $e'_2\theta$  and longer average length for other values.

**(3) IITCI.** Another CI is based on the inequality-imposed estimator (IIE), which is defined by

$$IIE = \begin{cases} \hat{\theta} & \text{if } g(\hat{\theta}) \leq 0 \\ \check{\theta} & \text{if } g(\hat{\theta}) > 0 \end{cases}. \quad (11)$$

The inequality-imposed t-statistic (IIT) is formed using the IIE and the usual standard error ( $\hat{s}$ ). The IITCI is depicted in Figure 3 with blue dotted lines. The IITCI is equal to the UCI when the inequality is estimated to be slack. When the inequality is estimated to be violated, the IITCI is a translation of the UCI. Thus, the IITCI is always the same length as the UCI (also visible in Panel C). Panel A also shows how to analytically prove that the IITCI is valid because it contains the IICI. Andrews and Guggenberger (2010b) show using simulations that the maximum null rejection

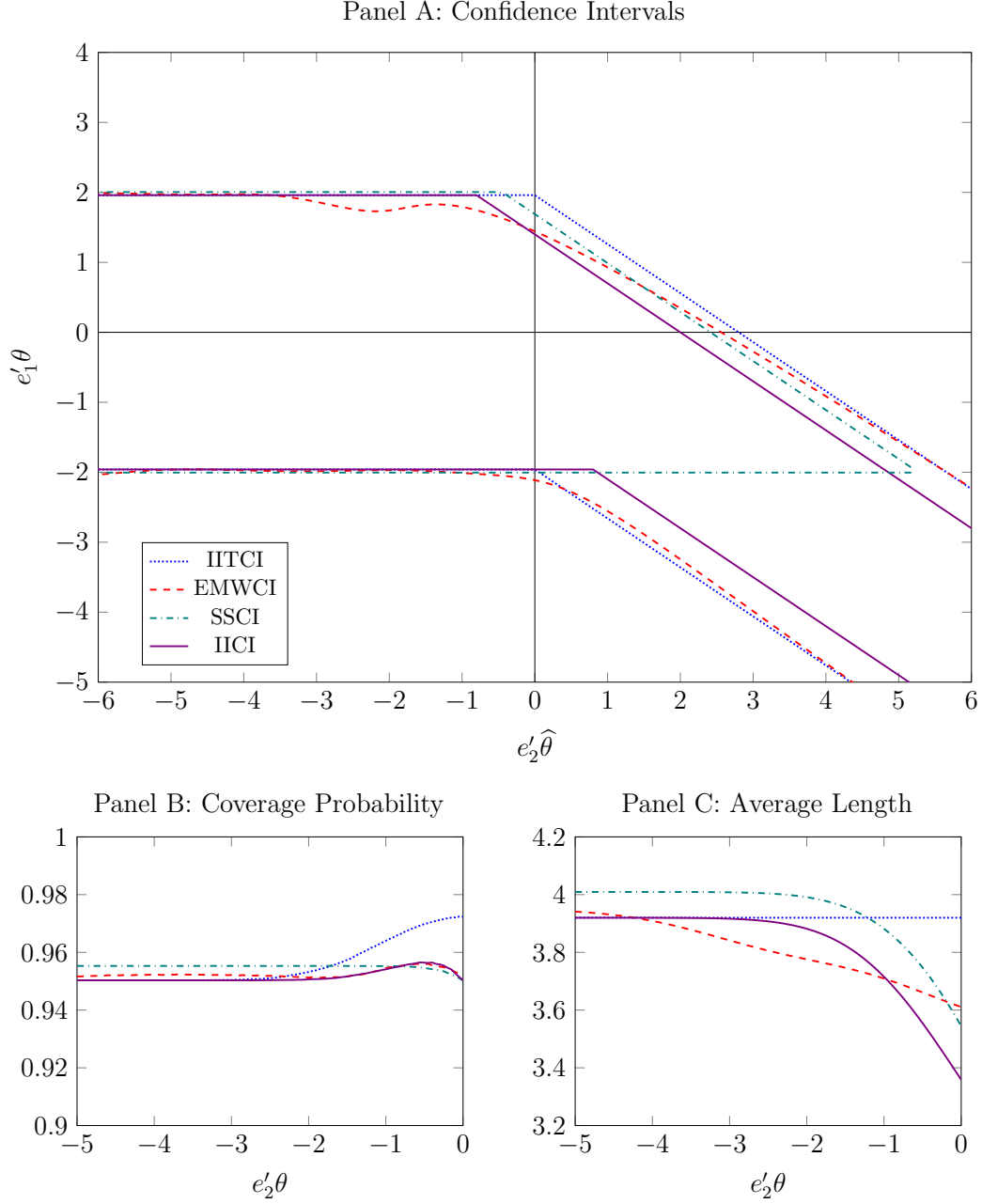


Figure 3: Panel A depicts the IITCI, EMWCI, SSCI, and IICI for  $e'_1\theta$  when  $e'_1\hat{\theta} = 0$  as functions of  $e'_2\hat{\theta}$ , with  $g(\theta) = e'_2\theta$  and  $\text{corr}(e'_1\hat{\theta}, e'_2\hat{\theta}) = 0.7$ . The dotted blue lines depict the upper and lower bounds for the IITCI. The dashed red lines depict the upper and lower bounds for the EMWCI. The dash-dotted green lines depict the upper and lower bounds for the SSCI. The solid purple lines depict the upper and lower bounds for the IICI. Panels B and C depict the coverage probabilities and average lengths of the IITCI, EMWCI, SSCI, and IICI as functions of  $e'_2\theta$ , calculated with  $10^5$  simulations.

probability of the t-test using the IIT is 5%. This fact can be seen in Panel B because the coverage is monotonically increasing in  $e'_2\theta$ , so the minimum coverage is achieved in the limit when the inequality is infinitely slack.

(4) **EMWCI.** Elliott et al. (2015) recommend a general strategy for calculating nearly weighted average power (WAP) optimal tests for a given hypothesis by specifying a WAP criterion, discretizing the null parameter space, and solving numerically for a least-favorable distribution. They demonstrate the general strategy in this setting—testing a hypothesis when a nuisance parameter is subject to an inequality. Figure 3 depicts the EMWCI with red dashed lines.<sup>15</sup>

In Panel A, the EMWCI is approximately the same as the UCI when the inequality is very slack. As the slackness decreases, the upper bound decreases slightly (although not monotonically). As the inequality becomes more violated, the EMWCI approaches the IITCI. In Panel B, the coverage probabilities of the EMWCI and IICI are similar. In Panel C, there is a range of slackness values for which the EMWCI is shorter on average than the IICI, with the IICI shorter outside this range.

The WAP of the IICI is 53.1% with  $2.5 \times 10^5$  simulations, calculated with the WAP function specified in Elliott et al. (2015).<sup>16</sup> This is the same as the WAP for the EMWCI reported in Elliott et al. (2015) and is within  $\epsilon = 0.5\%$  of their reported power bound of 53.5%. Thus, the IICI can be considered nearly optimal for their WAP function.

(5) **SSCI.** Ketz and McCloskey (2023) recommend a simple and short CI (SSCI). The SSCI is calculated by widening the UCI by a small amount. Then, an upper/lower bound makes the CI shorter when the inequality is violated. A constant is added to the bound to ensure the SSCI is valid. The SSCI is designed to trade off a shorter CI when the inequality is violated with a longer CI when the inequality is slack. Thus, the researcher should have a reasonable expectation that the inequality is binding or close to binding before implementing the SSCI. Figure 3 depicts the SSCI with dash-dotted green lines. The SSCI is longer than the UCI when the inequality is sufficiently

---

<sup>15</sup>We use the switching version of the EMWCI, where the test is equal to the usual two-sided t-test when the inequality is estimated to be sufficiently slack.

<sup>16</sup>Technically, this WAP is for the test that rejects when the CI does not include zero. Following Elliott et al. (2015), the number of simulations is chosen so the simulation standard error is 0.1%.

slack. When the inequality is violated, then the SSCI can be very short and even empty. In Panel B, the SSCI is conservative when the inequality is sufficiently slack. In Panel C, the average length of the SSCI is longer than the IICI over this range.

## 6 Empirical Applications

### 6.1 Cognitive Behavioral Therapy for Crime and Violence

Blattman et al. (2017) analyze an experiment designed to evaluate the effects of cognitive behavioral therapy on crime and violence. The experiment selected a sample of poor young men in Liberia that are high risk for crime and violence. The participants were randomized into one or both (or neither) of two treatments. The first treatment was eight weeks of cognitive behavioral therapy designed to formulate a law-abiding identity, encourage forward-looking reasoning and planning, and practice acceptable social behaviors. The second treatment was a cash grant of \$200 (USD, equivalent to about 3 months' wages). Participants were surveyed 2-5 weeks after treatment and again 12-13 months after treatment.

BJS use an index of “antisocial activity” that is calculated from survey questions on crime (drug selling, theft, arrests) and violence (fights, owning weapons, aggressive/hostile behavior, intimate partner abuse). The survey responses were validated using in-depth interviews of a subsample of participants. BJS estimate treatment effects<sup>17</sup> by regressing the index of antisocial activity on treatment status, together with baseline characteristics and randomization-block fixed effects. The short-term effects are estimated using the surveys 2-5 weeks after treatment and the long-term effects are estimated using the surveys 12-13 months after treatment.

Table 1 reports estimates of the treatment effects, heteroskedasticity-robust standard errors, and UCIs (c.f. Table 2 in BJS). For the cash-only treatment, the short-term and long-term treatment effects are statistically insignificant. For the therapy-only treatment, the short-term treatment effect is large and statistically significant—a

---

<sup>17</sup>Technically, the treatment effects are for the “intent-to-treat” because not everyone completed the therapy sessions, although about two-thirds completed 80% of the sessions.

Table 1: Treatment Effects on Antisocial Behaviors

	2-5 Week Effects		
	Therapy Only	Cash Only	Both
Estimate	-0.249	-0.079	-0.308
Standard Error	(0.088)	(0.091)	(0.089)
UCI	[-0.421,-0.076]	[-0.257,0.099]	[-0.481,-0.134]
IICI	[-0.421,-0.076]	-	[-0.481,-0.134]
Length Ratio	1	-	1
	12-13 Month Effects		
	Therapy Only	Cash Only	Both
Estimate	-0.083	0.132	-0.247
Standard Error	(0.093)	(0.097)	(0.088)
UCI	[-0.265,0.099]	[-0.058,0.321]	[-0.420,-0.074]
IICI	[-0.304,0.006]	-	[-0.457,-0.169]
Length Ratio	0.852	-	0.832

*Note:* “Estimate” denotes the least squares estimator from a regression of antisocial behaviors on treatment statuses with a sample of  $n = 947$  young men. “Standard Error” denotes the heteroskedasticity-robust standard error. “UCI” denotes the usual confidence interval. “IICI” denotes the inequality-imposed confidence interval. “Length Ratio” denotes the length of the IICI divided by the length of the UCI.

0.25 standard deviation decrease in antisocial activity—while the long-term treatment effect is diminished and statistically insignificant. For both treatments combined, the short-term and long-term treatment effects are both large and statistically significant. BJS conclude that receiving the cash is equivalent to extending the effect of the therapy.

There are several reasons to think the cash-only treatment effect is nonpositive (does not increase antisocial activity). Survey data suggests participants spend little of the cash on temptation goods, including drugs, alcohol, gambling, or prostitution.<sup>18</sup> This is validated by reported business investments/expenses, which accounts for more

<sup>18</sup>More generally, Evans and Popova (2017) conclude that cash transfers to poor individuals decreases expenditures on temptation goods.

than half of the cash grant.<sup>19</sup> In addition, a pilot study found that the treatments were not harmful.

Table 1 reports the IICIs for the treatment effects assuming the cash-only treatment effect is nonpositive.<sup>20</sup> The length ratio is calculated by dividing the length of the IICI by the length of the UCI. We make the following remarks on Table 1.

**Remarks.** (1) The IICI is not calculated for the cash-only treatment. This is because the IICI is only designed for inequalities on the nuisance parameters. A simple option for imposing the inequality on the UCI for the cash-only treatment effect is to intersect the UCI with  $(-\infty, 0]$ , although Müller and Norets (2016) criticize the possibility that the resulting CI can be unreasonably short or empty.

(2) The IICIs for the short-term effects are equal to the UCIs, demonstrating the adaptation of the IICI. (If an inequality is estimated to be sufficiently slack, then the IICI reduces to the UCI.) The IICIs for the long-term effects differ from the UCIs because the cash-only treatment effect is estimated to be positive. Under the assumption that the true cash-only treatment effect is nonpositive, this positive estimate is noise that can be removed by imposing the inequality.

(3) The IICI for the long-term treatment effect for therapy is about 15% shorter and barely covers zero. The IICI for the long-term treatment effect for both treatments combined is about 17% shorter and more negative than the UCI. These IICIs indicate larger and longer-term treatment effects (less attenuation) of the therapy-only treatment and both treatments combined. These IICIs also suggest less importance for the cash follow-up in prolonging the effect of the therapy.  $\square$

## 6.2 The Environmental Bias of Trade Policy

Shapiro (2021) analyzes the relationship between tariffs and NTBs and the carbon emissions of various industries. S21 investigates whether industries with higher carbon

---

<sup>19</sup>Blattman et al. (2014) and Haushofer and Shapiro (2016) find that poor and unemployed individuals in East Africa have a high return to cash, possibly because they are credit-constrained.

<sup>20</sup>Analogous IICIs can be calculated assuming the therapy-only treatment effect is nonpositive. In this example, those IICIs would be equal to the UCI because the treatment effect is not estimated to be close enough to zero. Combining the assumptions that the cash-only and therapy-only treatment effects are nonpositive is beyond the scope of this paper because it requires more than one inequality.



emissions, or “dirty” industries, receive an implicit subsidy from trade policy because they face lower tariffs and NTBs. S21 estimate a large and significant implicit subsidy for dirty industries using an IV regression.

The data includes  $n = 2,021$  industry-country pairs. The dependent variables are tariffs or NTBs, measured as the average tax rate on imports of the output of a given industry into a given country.<sup>21</sup> Total carbon emissions includes direct carbon emissions, which are carbon emissions used to transform the input goods to the output good, and indirect carbon emissions, which are carbon emissions used to produce the input goods. Total carbon emissions are measured using a global input-output table that records, for each industry, how much of each input is used to produce \$1 of output. The fossil fuel inputs are converted to a measure of tons of carbon emissions. By inverting the input-output table, one can calculate a measure of total carbon emissions that includes direct and indirect emissions.

As discussed in S21, this way of measuring total carbon emissions may include classical measurement error for two reasons. (1) The input-output table itself may include errors in the amount of input used to create the output. (2) There may be industry-specific prices paid for fossil fuels that is not accounted for in this measure. To deal with measurement error in the carbon emissions of an industry, S21 instrument for it using the direct emissions of that industry for the 10 other smallest countries. The smallest countries are more likely to take conditions in the rest of the world as given.

The endogeneity of a regressor measured with error has the opposite sign as the coefficient. S21 discuss several reasons why one might expect the sign of the coefficient to be negative. Three reasons are: (a) The optimal tariff a large country places on imports from a small country is inversely proportional to the supply elasticity. This, combined with the fact that more differentiated industries may have lower elasticities and tend to be cleaner, would imply a negative coefficient. (b) Local politicians may impose lower tariffs or NTBs on dirty industries to try to relocate them to other countries to decrease local air pollution. (c) Firms lobby for lower tariffs on inputs

---

<sup>21</sup>NTBs are barriers to trade that are not tariffs, including price regulations, product standards, and quotas. S21 uses the ad-valorem equivalents of NTBs that are estimated in Kee et al. (2009).

Table 2: Tariff and Nontariff Barriers and CO<sub>2</sub> Emissions Rates

	Unweighted		Weighted by Trade Flow	
	Tariffs	NTBs	Tariffs	NTBs
Estimate	-32.3	-89.8	-11.2	-75.7
S.E.	(8.4)	(26.7)	(5.4)	(29.4)
UCI	[-48.8,-15.8]	[-142.2,-37.4]	[-21.7,-0.6]	[-133.3,-18.09]
IICI	[-48.8,-15.8]	[-142.2,-39.2]	[-21.7,-0.6]	[-133.3,-18.15]
Length Ratio	1	0.982	1	0.999
$-\hat{\gamma}$ ( $\times 10^6$ )	-1.22	-1.27	-0.80	-0.29
$\hat{\gamma}$ S.E. ( $\times 10^6$ )	(1.52)	(4.51)	(0.54)	(2.97)
$\check{c}$ ( $\times 10^6$ )	0.39	1.99	0.25	0.34

*Note:* “Estimate” denotes the estimator from an IV regression of tariffs or NTBs on total carbon emissions and country fixed effects, using direct carbon emissions in small countries as an instrument. “S.E.” denotes the standard error from that IV regression. “UCI” denotes the usual confidence interval. “IICI” denotes the inequality-imposed confidence interval assuming the endogeneity is nonnegative. “Length Ratio” is calculated by taking the length of the IICI and dividing by the length of the UCI. “ $-\hat{\gamma}$ ” denotes the negative of the estimator of the endogeneity, estimated by GMM with the additional moment described in Example 2. “ $\hat{\gamma}$  S.E.” denotes the standard error of  $\hat{\gamma}$ . “ $\check{c}$ ” denotes the value of  $\check{c}$  used in the formula for calculating the IICI. All standard errors are clustered at the industry level.

and higher tariffs on outputs, combined with the disorganization of final consumers, implies that downstream industries will have higher tariffs. This, combined with the fact that upstream firms tend to be dirtier, would imply a negative coefficient. S21 ultimately conclude that the third reason best explains the implicit subsidy for dirty industries. (This conclusion overturns anecdotal evidence that dirty firms have outsized political influence.) For these reasons, it is reasonable to assume  $\gamma$ , the endogeneity of total carbon emissions, is nonnegative.

We can estimate  $\gamma$  jointly with the coefficients in the IV regression using GMM by adding a moment, as described in the last paragraph of Example 2. S21 implement two versions of the IV regression, one with unweighted observations and one with observations weighted by trade flow. Table 2 reports results from these IV regressions. The first two rows of Table 2 report the coefficient estimates, together with their standard error, clustered at the industry level. The next three rows compare the UCI

and the IICI. The final three rows report the estimates of the inequality and the value of  $\tilde{c}$  used to calculate the IICI. We make three remarks on Table 2.

**Remarks.** (1) The first two rows in Table 2 replicate findings in Tables 2 and 3 in S21. The point estimates indicate a significant implicit subsidy for dirty industries through both tariffs and NTBs. As a point of comparison, the social cost of carbon emissions is usually estimated to be about \$40 per ton; see IWG (2016). The implicit subsidies from NTBs alone approximately double this amount.

(2) Rows 3-5 in Table 2 compare the UCI and the IICI. For tariffs, the IICIs are equal to the UCIs. This again demonstrates the adaptation of the IICIs when the inequality is estimated to be sufficiently slack. For NTBs, the IICIs are shorter than the UCIs and exclude the smallest values of the implicit subsidy. Rows 6-8 in Table 2 explain why the IICIs are only slightly shorter than the UCIs (1.8% in column 2 and 0.1% in column 4). (The negative of  $\hat{\gamma}$  is reported in Row 6 in order to satisfy the setting in Section 3, where the inequality is assumed to be nonpositive.) In all columns, the inequality is not violated, and it is only in columns 2 and 4 that the inequality is close enough to make a difference. The IICI gradually adjusts to the influence of the inequality, and therefore the IICI is only slightly shorter. This example demonstrates that the inequality need not be violated in order for the IICI to be shorter than the UCI. It also demonstrates that the IICI is a subset of the UCI whenever  $g(\hat{\theta}) \leq |\tilde{c}|$ .

(3) In the fourth column, the IICI is essentially equal to the UCI. This is also because  $\tilde{s}$  is very close to  $\hat{s}$ , or, equivalently, the estimator of the endogeneity is approximately uncorrelated with the estimator of the coefficient. This demonstrates another adaptation property of the IICI: when  $a'\hat{\theta}$  is approximately uncorrelated with  $e'_1\hat{\theta}$ , the IICI is approximately equal to the UCI. Even with this being true, unreported calculations show that the 99% IICI for the fourth column excludes zero, while the 99% UCI does not.  $\square$

## 7 Conclusion

This paper proposes a new CI, the IICI, for models with an inequality. The IICI has many attractive features, including being simple, adaptive, and never longer than the UCI. This paper proves finite-sample validity and asymptotic uniform validity and compares the IICI to alternatives available in the literature. This paper also demonstrates the IICI in two empirical applications.

## A Proofs

Subsection A.1 states the proof of Theorem 1. Subsection A.2 states the proof of Theorem 3. Subsection A.3 states lemmas used in the proof of Theorem 1.

### A.1 Proof of Theorem 1

When  $e_1'Va = 0$ , then Theorem 1 is easily satisfied because  $P(e_1'\theta_0 \in IICI) = 1 - \alpha$  for all  $\theta_0$ . When  $e_1'Va \neq 0$ , then we start with four steps of reducing the problem by adding assumptions. With each step, a new version of the IICI is defined that satisfies the assumption. It then follows that, if Theorem 1 is true with the extra assumption, then Theorem 1 is also true without it. In each step, the new version of the IICI (and other objects used to define it) are denoted with a superscript “†”.

**Step 1.** We show that it is without loss of generality to assume that  $\theta_0 = 0$  and  $b \leq 0$ . Define

$$\widehat{\theta}^\dagger = \widehat{\theta} - \theta_0. \quad (12)$$

Then, let  $g^\dagger(\theta) = a'\theta + b^\dagger$ , where  $b^\dagger = a'\theta_0 + b \leq 0$ . This implies that  $g^\dagger(\widehat{\theta}^\dagger) = g(\widehat{\theta})$ . We also let  $\ddot{\theta}^\dagger = \ddot{\theta} - \theta_0$ . Note that  $\ddot{\theta}^\dagger = \widehat{\theta}^\dagger - Va(a'Va)^{-1}(a'\widehat{\theta}^\dagger + b^\dagger)$ , so the definition agrees with the definition in (5) applied to  $\widehat{\theta}^\dagger$  and  $g^\dagger(\theta)$ . Let  $\hat{s}^\dagger = \hat{s}$ ,  $\hat{s}^\dagger = \hat{s}$ , and  $\hat{c}^\dagger = \hat{c}$  be unchanged. It then follows that  $IICI^\dagger = IICI - e_1'\theta_0$ . Thus,  $e_1'\theta_0 \in IICI$  if and only if  $0 \in IICI^\dagger$ . Therefore, it is without loss of generality to assume that  $\theta_0 = 0$  and  $b \leq 0$ .

**Step 2.** We next show that it is without loss of generality to assume that  $k = 2$

and  $e_1'Ve_2 = e_2'Ve_1 = 0$ . We also show that it is without loss of generality to assume that  $a = (a_1, a_2)'$  with  $a_1 \neq 0$  and  $a_2 > 0$ . Let

$$\widehat{\theta}^\dagger = \begin{pmatrix} e_1' \widehat{\theta} \\ d' \widehat{\theta} \end{pmatrix} \sim N \left( \begin{pmatrix} 0 \\ 0 \end{pmatrix}, n^{-1} \begin{bmatrix} v_{11} & 0 \\ 0 & v_{dd} \end{bmatrix} \right), \quad (13)$$

where  $d = a - e_1(e_1'Ve_1)^{-1}e_1'Va$ ,  $v_{11} = e_1'Ve_1$ , and  $v_{dd} = a'Va - a'Ve_1(e_1'Ve_1)^{-1}e_1'Va$ . Let  $V^\dagger = \begin{bmatrix} v_{11} & 0 \\ 0 & v_{dd} \end{bmatrix}$ . We can also define  $b^\dagger = b$  and  $a^\dagger = (a_1^\dagger, a_2^\dagger)'$ , where  $a_1^\dagger = (e_1'Ve_1)^{-1}e_1'Va$  and  $a_2^\dagger = 1$ . Note that  $e_1'Va \neq 0$  implies that  $a_1^\dagger \neq 0$  and therefore  $e_1'V^\dagger a^\dagger \neq 0$ . If we let  $g^\dagger(\theta) = (a^\dagger)'\theta + b^\dagger$ , we have  $g^\dagger(\widehat{\theta}^\dagger) = g(\widehat{\theta})$ . We can also define  $\ddot{\theta}^\dagger = [e_1, d]'\ddot{\theta}$ , and notice that

$$\begin{aligned} \ddot{\theta}^\dagger &= [e_1, d]'\widehat{\theta} - [e_1, d]Va(a'Va)^{-1}g(\widehat{\theta}) \\ &= \widehat{\theta}^\dagger - V^\dagger a^\dagger ((a^\dagger)'V^\dagger a^\dagger)^{-1} g^\dagger(\widehat{\theta}^\dagger), \end{aligned} \quad (14)$$

so the definition of  $\ddot{\theta}^\dagger$  agrees with the definition in (5) applied to  $\widehat{\theta}^\dagger$  and  $g^\dagger(\theta)$ . We also define  $\hat{s}^\dagger = n^{-1/2}(e_1'V^\dagger e_1)^{1/2} = n^{-1/2}(e_1'Ve_1)^{1/2} = \hat{s}$  and  $\check{s}^\dagger = n^{-1/2}(e_1'V^\dagger e_1 - e_1'V^\dagger a^\dagger ((a^\dagger)'V^\dagger a^\dagger)^{-1} (a^\dagger)'V^\dagger e_1)^{1/2} = n^{-1/2}(e_1'Ve_1 - e_1'Va(a'Va)^{-1}a'Ve_1)^{1/2} = \check{s}$ , which are unchanged. Define  $\check{c}^\dagger = (e_1'V^\dagger a^\dagger)^{-1} ((a^\dagger)'V^\dagger a^\dagger) (\hat{s}^\dagger - \check{s}^\dagger) z_{1-\alpha/2} = (e_1'Va)^{-1} (a'Va) (\hat{s} - \check{s}) z_{1-\alpha/2} = \check{c}$ . It follows that  $IIC I^\dagger = IICI$ . Therefore, it is without loss of generality to assume that  $k = 2$ ,  $e_1'Ve_2 = e_2'Ve_1 = 0$ , and  $a = (a_1, a_2)'$  with  $a_1 \neq 0$  and  $a_2 > 0$ .

**Step 3.** We next show that we can assume  $V = I_2$  and  $n = 1$ . Start by assuming  $\theta_0 = 0$ ,  $k = 2$ ,  $e_2'Ve_1 = e_1'Ve_2 = 0$ , and  $a = (a_1, a_2)'$  with  $a_1 \neq 0$  and  $a_2 > 0$ . (This is without loss of generality by Steps 1 and 2.) Define

$$\widehat{\theta}^\dagger = \sqrt{n} \begin{bmatrix} (e_1'Ve_1)^{-1/2} & 0 \\ 0 & (e_2'Ve_2)^{-1/2} \end{bmatrix} \widehat{\theta} \sim N(0, I_2). \quad (15)$$

We can also define

$$a^\dagger = (a_1^\dagger, a_2^\dagger)' = (n^{-1/2}(e_1'Ve_1)^{1/2}a_1, n^{-1/2}(e_2'Ve_2)^{1/2}a_2)'. \quad (16)$$

Note that  $a_1^\dagger \neq 0$  and  $a_2^\dagger > 0$ . If we define  $g^\dagger(\theta) = (a^\dagger)' \theta + b$ , then  $g^\dagger(\widehat{\theta}^\dagger) = (a^\dagger)' \widehat{\theta}^\dagger + b = a' \widehat{\theta} + b = g(\widehat{\theta})$ . We can also define

$$\ddot{\theta}^\dagger = \sqrt{n} \begin{bmatrix} (e_1' V e_1)^{-1/2} & 0 \\ 0 & (e_2' V e_2)^{-1/2} \end{bmatrix} \ddot{\theta}. \quad (17)$$

Notice that

$$\begin{aligned} \ddot{\theta}^\dagger &= \widehat{\theta}^\dagger - \sqrt{n} \begin{bmatrix} (e_1' V e_1)^{-1/2} & 0 \\ 0 & (e_2' V e_2)^{-1/2} \end{bmatrix} V a (a' V a)^{-1} g(\widehat{\theta}) \\ &= \widehat{\theta}^\dagger - a^\dagger ((a^\dagger)' a^\dagger)^{-1} g^\dagger(\widehat{\theta}^\dagger), \end{aligned} \quad (18)$$

so the definition of  $\ddot{\theta}^\dagger$  agrees with the definition in (5) applied to  $\widehat{\theta}^\dagger$  and  $g^\dagger(\theta)$ . We can also define  $\hat{s}^\dagger = 1 = \sqrt{n} (e_1' V e_1)^{-1/2} \hat{s}$  and  $\check{s}^\dagger = (1 - (a_1^\dagger)^2 ((a^\dagger)' a^\dagger)^{-1})^{1/2} = (e_1' V e_1)^{-1/2} (e_1' V e_1 - e_1' V a (a' V a)^{-1} a' V e_1)^{1/2} = \sqrt{n} (e_1' V e_1)^{-1/2} \check{s}$ . Define

$$\begin{aligned} \check{c}^\dagger &= (a_1^\dagger)^{-1} \|a^\dagger\|^2 (\hat{s}^\dagger - \check{s}^\dagger) z_{1-\alpha/2} \\ &= (e_1' V e_1)^{-1} a_1^{-1} (e_1' V e_1 a_1^2 + e_2' V e_2 a_2^2) (\hat{s} - \check{s}) z_{1-\alpha/2} \\ &= (e_1' V a)^{-1} (a' V a) (\hat{s} - \check{s}) z_{1-\alpha/2} = \check{c}, \end{aligned} \quad (19)$$

which is unchanged. It follows that  $IICI^\dagger = \sqrt{n} (e_1' V e_1)^{-1/2} IICI$ . This implies that  $0 \in IICI^\dagger$  if and only if  $0 \in IICI$ . Therefore, it is without loss of generality to assume that  $\theta_0 = 0$ ,  $b \leq 0$ ,  $k = 2$ ,  $V = I_2$ ,  $n = 1$ ,  $a_1 \neq 0$ , and  $a_2 > 0$ .

**Step 4.** We next show that we can assume  $a_1^2 + a_2^2 = 1$  and  $a_1 > 0$ , where  $a = (a_1, a_2)'$ , in addition to the assumptions from Steps 1-3, which are  $\theta_0 = 0$ ,  $b \leq 0$ ,  $k = 2$ ,  $V = I_2$ ,  $n = 1$ ,  $a_1 \neq 0$ , and  $a_2 > 0$ . Define

$$\widehat{\theta}^\dagger = \begin{pmatrix} \pm e_1' \widehat{\theta} \\ e_2' \widehat{\theta} \end{pmatrix} \sim N(0, I_2), \quad (20)$$

where  $e_1' \widehat{\theta}^\dagger = e_1' \widehat{\theta}$  if  $a_1 \geq 0$  and  $e_1' \widehat{\theta}^\dagger = -e_1' \widehat{\theta}$  if  $a_1 < 0$ . (We use the symbol “ $\pm$ ” in this way in what follows.) We can also define  $a^\dagger = \|a\|^{-1} (\pm a_1, a_2)'$  and  $b^\dagger = \|a\|^{-1} b$ , so

that if  $g^\dagger(\theta) = (a^\dagger)' \theta + b^\dagger$ , then  $g^\dagger(\widehat{\theta}^\dagger) = \|a\|^{-1} g(\widehat{\theta})$ . We next define  $\ddot{\theta}^\dagger = (\pm e'_1 \ddot{\theta}, e'_2 \ddot{\theta})'$ , and note that

$$\begin{aligned} e'_1 \ddot{\theta}^\dagger &= \pm e'_1 \ddot{\theta} = \pm e'_1 \widehat{\theta} - \pm e'_1 a \|a\|^{-2} (a' \widehat{\theta} + b) \\ &= e'_1 \widehat{\theta}^\dagger - e'_1 a^\dagger ((a^\dagger)' \widehat{\theta}^\dagger + b^\dagger), \end{aligned} \quad (21)$$

which agrees with the definition of  $\ddot{\theta}^\dagger$  using (5) applied to  $\widehat{\theta}^\dagger$  and  $g^\dagger(\theta)$ . We can also define  $\hat{s}^\dagger = 1 = \hat{s}$  and  $\check{s}^\dagger = (1 - (a_1^\dagger)^2)^{1/2} = (1 - a_1^2 \|a\|^{-2})^{1/2} = \check{s}$ . Also define

$$\check{c}^\dagger = (a_1^\dagger)^{-1} (\hat{s}^\dagger - \check{s}^\dagger) z_{1-\alpha} = \pm a_1^{-1} \|a\| (\hat{s} - \check{s}) z_{1-\alpha} = \pm \|a\|^{-1} \check{c}. \quad (22)$$

If  $a_1 > 0$ , then  $IICI^\dagger = IICI$  because  $g^\dagger(\widehat{\theta}^\dagger) \leq \check{c}^\dagger$  if and only if  $g(\widehat{\theta}) \leq \check{c}$ . If  $a_1 < 0$ , then we can define

$$\begin{aligned} \ell^\dagger &= \begin{cases} e'_1 \widehat{\theta}^\dagger - \hat{s}^\dagger z_{1-\alpha/2} & \text{if } g^\dagger(\widehat{\theta}^\dagger) \leq \check{c}^\dagger \\ e'_1 \ddot{\theta}^\dagger - \check{s}^\dagger z_{1-\alpha/2} & \text{if } g^\dagger(\widehat{\theta}^\dagger) > \check{c}^\dagger \end{cases} \\ &= \begin{cases} -e'_1 \widehat{\theta} - \hat{s} z_{1-\alpha/2} & \text{if } g(\widehat{\theta}) \leq -\check{c} \\ -e'_1 \ddot{\theta} - \check{s} z_{1-\alpha/2} & \text{if } g(\widehat{\theta}) > -\check{c} \end{cases} \\ &= - \begin{cases} e'_1 \widehat{\theta} + \hat{s} z_{1-\alpha/2} & \text{if } g(\widehat{\theta}) \leq -\check{c} \\ e'_1 \ddot{\theta} + \check{s} z_{1-\alpha/2} & \text{if } g(\widehat{\theta}) > -\check{c} \end{cases} \\ &= -u \end{aligned} \quad (23)$$

and

$$\begin{aligned} u^\dagger &= \begin{cases} e'_1 \widehat{\theta}^\dagger + \hat{s}^\dagger z_{1-\alpha/2} & \text{if } g^\dagger(\widehat{\theta}^\dagger) \leq -\check{c}^\dagger \\ e'_1 \ddot{\theta}^\dagger + \check{s}^\dagger z_{1-\alpha/2} & \text{if } g^\dagger(\widehat{\theta}^\dagger) > -\check{c}^\dagger \end{cases} \\ &= \begin{cases} -e'_1 \widehat{\theta} + \hat{s} z_{1-\alpha/2} & \text{if } g(\widehat{\theta}) \leq \check{c} \\ -e'_1 \ddot{\theta} + \check{s} z_{1-\alpha/2} & \text{if } g(\widehat{\theta}) > \check{c} \end{cases} \end{aligned}$$

$$\begin{aligned}
&= - \begin{cases} e'_1 \widehat{\theta} - \widehat{s} z_{1-\alpha/2} & \text{if } g(\widehat{\theta}) \leq \check{c} \\ e'_1 \check{\theta} - \check{s} z_{1-\alpha/2} & \text{if } g(\widehat{\theta}) > \check{c} \end{cases} \\
&= -\ell.
\end{aligned} \tag{24}$$

It then follows that  $IICI^\dagger = -IICI$ . In both cases ( $a_1 > 0$  and  $a_1 < 0$ ),  $0 \in IICI$  if and only if  $0 \in IICI^\dagger$ . Therefore, it is without loss of generality to assume that  $a_1 > 0$  and  $a_1^2 + a_2^2 = 1$ .

**Canonical Representation.** We have now reached a canonical representation of the problem that simplifies it to its most essential parts. We restate the problem here. We start with  $\widehat{\theta} \sim N(0, I_2)$ . Let  $g(\theta) = a'\theta + b$ , where  $a = (a_1, a_2)'$  with  $a_1 > 0$ ,  $a_2 > 0$ ,  $a_1^2 + a_2^2 = 1$ , and  $b \leq 0$ . If we define  $\check{c} = a_1^{-1}(1 - a_2)z_{1-\alpha/2}$ ,  $\check{\theta} = \widehat{\theta} - a(a'\widehat{\theta} + b)$ , and  $IICI = [\ell, u]$  with

$$\ell = \begin{cases} e'_1 \widehat{\theta} - z_{1-\alpha/2} & \text{if } g(\widehat{\theta}) \leq \check{c} \\ e'_1 \check{\theta} - a_2 z_{1-\alpha/2} & \text{if } g(\widehat{\theta}) > \check{c} \end{cases} \tag{25}$$

$$u = \begin{cases} e'_1 \widehat{\theta} + z_{1-\alpha/2} & \text{if } g(\widehat{\theta}) \leq -\check{c} \\ e'_1 \check{\theta} + a_2 z_{1-\alpha/2} & \text{if } g(\widehat{\theta}) > -\check{c} \end{cases}, \tag{26}$$

then Theorem 1 claims that  $P(0 \in IICI) \geq 1 - \alpha$  with equality if  $b = 0$ .

Let  $IICI(\theta)$  be the IICI for a given value of  $\theta = \widehat{\theta}$ . This just makes explicit the dependence of this interval on  $\theta$ . With this definition,  $IICI = IICI(\widehat{\theta})$ . We can define the ‘‘acceptance region’’ for the IICI to be

$$A = \{\theta : 0 \in IICI(\theta)\}. \tag{27}$$

It follows from Lemma 1 that

$$A = \{\theta : LB(\theta_2) \leq \theta_1 \leq UB(\theta_2)\}, \tag{28}$$



where

$$\begin{aligned}
LB(\theta_2) &= \begin{cases} -z_{1-\alpha/2} & \text{if } \theta_2 + a_2^{-1}b \leq \check{c} \\ a_1a_2^{-1}(\theta_2 + a_2^{-1}b) - a_2^{-1}z_{1-\alpha/2} & \text{if } \theta_2 + a_2^{-1}b > \check{c} \end{cases} \\
&= \max(a_1a_2^{-1}(\theta_2 + a_2^{-1}b) - a_2^{-1}z_{1-\alpha/2}, -z_{1-\alpha/2}) \tag{29}
\end{aligned}$$

$$\begin{aligned}
UB(\theta_2) &= \begin{cases} z_{1-\alpha/2} & \text{if } \theta_2 + a_2^{-1}b \leq -\check{c} \\ a_1a_2^{-1}(\theta_2 + a_2^{-1}b) + a_2^{-1}z_{1-\alpha/2} & \text{if } \theta_2 + a_2^{-1}b > -\check{c} \end{cases} \\
&= \max(a_1a_2^{-1}(\theta_2 + a_2^{-1}b) + a_2^{-1}z_{1-\alpha/2}, z_{1-\alpha/2}). \tag{30}
\end{aligned}$$

Therefore,  $P(0 \in IICI) = P(\widehat{\theta} \in A)$ .

**Proof of the Furthermore.** We next prove the furthermore for the canonical representation. Under the condition of the furthermore,  $b = 0$ . Let  $x = \left(\frac{1-a_2}{2}\right)^{1/2}$  and  $y = \left(\frac{1+a_2}{2}\right)^{1/2}$ . We note for later use that

$$x = a_1y - a_2x \text{ and } y = a_1x + a_2y. \tag{31}$$

Let  $Z = (Z_1, Z_2)' = \Omega\widehat{\theta}$ , where  $\Omega = \begin{bmatrix} x & y \\ y & -x \end{bmatrix}$ . Notice that  $\widehat{\theta} = \Omega^{-1}Z = \Omega Z$ . Let

$$B = \{Z = (Z_1, Z_2)' \in \mathbb{R}^2 : -z_{1-\alpha/2} \leq x|Z_1| - yZ_2 \leq z_{1-\alpha/2}\}. \tag{32}$$

Below, we prove the following claim. Notice that, if the following claim is true, then the result of the furthermore follows from Lemma 2 because  $P(0 \in IICI) = P(\widehat{\theta} \in A) = P(Z \in B) = 1 - \alpha$ .

*Claim 1.*  $\widehat{\theta} \in A$  if and only if  $Z \in B$ , where  $Z = \Omega\widehat{\theta}$  and  $\widehat{\theta} = \Omega Z$ .

*Proof of Claim 1.* Fix a draw of  $Z = (Z_1, Z_2)'$  and consider 2 cases, depending on whether  $Z_1 \geq 0$  or  $Z_1 < 0$ . In each case we show that  $\widehat{\theta} \in A$  if and only if  $Z \in B$ .

Case 1.  $Z_1 \geq 0$ . We first show that

$$yZ_2 \leq xZ_1 + z^* \iff \widehat{\theta}_1 \leq a_1a_2^{-1}\widehat{\theta}_2 + a_2^{-1}z^* \tag{33}$$

for any  $z^* \in \mathbb{R}$ . To see this, notice that

$$\begin{aligned}
& yZ_2 \leq xZ_1 + z^* \\
& \iff (a_1x + a_2y)Z_2 \leq (a_1y - a_2x)Z_1 + z^* \\
& \iff a_2(xZ_1 + yZ_2) \leq a_1(yZ_1 - xZ_2) + z^* \\
& \iff a_2\hat{\theta}_1 \leq a_1\hat{\theta}_2 + z^* \\
& \iff \hat{\theta}_1 \leq a_1a_2^{-1}\hat{\theta}_2 + a_2^{-1}z^*, \tag{34}
\end{aligned}$$

where the first “if and only if” follows from (31), the second and fourth “if and only if” follow from rearranging, and the third “if and only if” follows from  $\hat{\theta} = \Omega Z$ .

We consider three subcases depending on whether  $yZ_2 > xZ_1 + z_{1-\alpha/2}$ ,  $xZ_1 - z_{1-\alpha/2} \leq yZ_2 \leq xZ_1 + z_{1-\alpha/2}$ , or  $yZ_2 < xZ_1 - z_{1-\alpha/2}$ . In each subcase, we show  $\hat{\theta} \in A$  if and only if  $Z \in B$ .

Subcase 1(a).  $yZ_2 > xZ_1 + z_{1-\alpha/2}$ . In this subcase,  $Z \notin B$ . We show that  $\hat{\theta} \notin A$  by showing that  $\hat{\theta}_1 > UB(\hat{\theta}_2)$ . We already know from (33) with  $z^* = z_{1-\alpha/2}$  that  $\hat{\theta}_1 > a_1a_2^{-1}\hat{\theta}_2 + a_2^{-1}z_{1-\alpha/2}$ . Also note that

$$\hat{\theta}_1 = xZ_1 + yZ_2 \geq yZ_2 - xZ_1 > (xZ_1 + z_{1-\alpha/2}) - xZ_1 = z_{1-\alpha/2}, \tag{35}$$

where the first inequality uses the fact that  $Z_1 \geq 0$  and the second inequality uses  $yZ_2 > xZ_1 + z_{1-\alpha/2}$ .

Subcase 1(b).  $xZ_1 - z_{1-\alpha/2} \leq yZ_2 \leq xZ_1 + z_{1-\alpha/2}$ . In this subcase,  $Z \in B$ . We show that  $\hat{\theta} \in A$  by showing that  $LB(\hat{\theta}_2) \leq \hat{\theta}_1 \leq UB(\hat{\theta}_2)$ . The upper bound follows from (33) with  $z^* = z_{1-\alpha/2}$ , so that  $\hat{\theta}_1 \leq UB(\hat{\theta}_2)$ . For the lower bound, notice that

$$\hat{\theta}_1 = xZ_1 + yZ_2 \geq yZ_2 - xZ_1 \geq (xZ_1 - z_{1-\alpha/2}) - xZ_1 = -z_{1-\alpha/2}, \tag{36}$$

where the first inequality uses the fact that  $Z_1 \geq 0$  and the second inequality uses  $yZ_2 \geq xZ_1 - z_{1-\alpha/2}$ . For the lower bound, we also need  $\hat{\theta}_1 \geq a_1a_2^{-1}\hat{\theta}_2 - a_2^{-1}z_{1-\alpha/2}$ , which follows from (33) with  $z^* = -z_{1-\alpha/2}$ . (The argument used to show (33) also implies  $yZ_2 \geq xZ_1 + z^* \iff \hat{\theta}_1 \geq a_1a_2^{-1}\hat{\theta}_2 + a_2^{-1}z^*$ .)

Subcase 1(c).  $yZ_2 < xZ_1 - z_{1-\alpha/2}$ . In this subcase,  $Z \notin B$ . The fact that  $\widehat{\theta} \notin A$  because  $\widehat{\theta}_1 < LB(\widehat{\theta}_2)$  follows from (33) with  $z^* = yZ_2 - xZ_1 < -z_{1-\alpha/2}$ .

Case 2.  $Z_1 < 0$ . We first show that

$$yZ_2 \leq x|Z_1| + z^* \iff \widehat{\theta}_1 \leq z^* \quad (37)$$

for  $z^* \in \mathbb{R}$ . To see this, notice that

$$yZ_2 \leq x|Z_1| + z^* \iff xZ_1 + yZ_2 \leq z^* \iff \widehat{\theta}_1 \leq z^*, \quad (38)$$

where the first “if and only if” follows from  $Z_1 < 0$  and the second “if and only if” follows from  $\widehat{\theta} = \Omega Z$ .

As before, we consider three subcases depending on whether  $yZ_2 > x|Z_1| + z_{1-\alpha/2}$ ,  $x|Z_1| - z_{1-\alpha/2} \leq yZ_2 \leq x|Z_1| + z_{1-\alpha/2}$ , or  $yZ_2 < x|Z_1| - z_{1-\alpha/2}$ . In each subcase, we show  $\widehat{\theta} \in A$  if and only if  $Z \in B$ .

Subcase 2(a).  $yZ_2 > x|Z_1| + z_{1-\alpha/2}$ . In this subcase,  $Z \notin B$ . We show that  $\widehat{\theta} \notin A$  by showing that  $\widehat{\theta}_1 > UB(\widehat{\theta}_2)$ . We already know from (37) with  $z^* = z_{1-\alpha/2}$  that  $\widehat{\theta}_1 > z_{1-\alpha/2}$ . Also note that  $\widehat{\theta}_1 > a_1 a_2^{-1} \widehat{\theta}_2 + a_2^{-1} z_{1-\alpha/2}$  because

$$\begin{aligned} \widehat{\theta}_1 &> a_1 a_2^{-1} \widehat{\theta}_2 + a_2^{-1} z_{1-\alpha/2} \\ &\iff a_2 x Z_1 + a_2 y Z_2 > a_1 y Z_1 - a_1 x Z_2 + z_{1-\alpha/2} \\ &\iff (a_2 x - a_1 y) Z_1 + (a_1 x + a_2 y) Z_2 > z_{1-\alpha/2} \\ &\iff -x Z_1 + y Z_2 > z_{1-\alpha/2} \\ &\iff y Z_2 > x|Z_1| + z_{1-\alpha/2}, \end{aligned} \quad (39)$$

where the first “if and only if” follows from  $\widehat{\theta} = \Omega Z$ , the second “if and only if” follows from rearranging, the third “if and only if” follows from (31), and the “ $\iff$ ” follows from  $Z_1 < 0$ .

Subcase 2(b).  $x|Z_1| - z_{1-\alpha/2} \leq yZ_2 \leq x|Z_1| + z_{1-\alpha/2}$ . In this subcase,  $Z \in B$ . We show that  $\widehat{\theta} \in A$  by showing that  $LB(\widehat{\theta}_2) \leq \widehat{\theta}_1 \leq UB(\widehat{\theta}_2)$ . For the upper bound, it follows from (37) with  $z^* = z_{1-\alpha/2}$  that  $\widehat{\theta}_1 \leq UB(\widehat{\theta}_2)$ . For the lower bound, we need

to calculate  $\widehat{\theta}_1 \geq a_1 a_2^{-1} \widehat{\theta}_2 - a_2^{-1} z_{1-\alpha/2}$ . This follows because

$$\begin{aligned}
& \widehat{\theta}_1 \geq a_1 a_2^{-1} \widehat{\theta}_2 - a_2^{-1} z_{1-\alpha/2} \\
& \iff a_2 x Z_1 + a_2 y Z_2 \geq a_1 (y Z_1 - x Z_2) - z_{1-\alpha/2} \\
& \iff (a_2 x - a_1 y) Z_1 + (a_1 x + a_2 y) Z_2 \geq -z_{1-\alpha/2} \\
& \iff -x Z_1 + y Z_2 \geq -z_{1-\alpha/2} \\
& \iff x Z_1 + y Z_2 \geq -z_{1-\alpha/2} \\
& \iff \widehat{\theta}_1 \geq -z_{1-\alpha/2}, \tag{40}
\end{aligned}$$

where the first “if and only if” follows from  $\widehat{\theta} = \Omega Z$ , the second “if and only if” follows from rearranging, the third “if and only if” follows from (31), the “ $\iff$ ” follows from  $Z_1 < 0$ , and the final “if and only if” follows from  $\widehat{\theta} = \Omega Z$ . The final expression follows from (37) with  $z^* = -z_{1-\alpha/2}$ . (The argument used to show (37) also implies  $y Z_2 \geq x |Z_1| + z^* \iff \widehat{\theta}_1 \geq z^*$ .)

Subcase 2(c).  $y Z_2 < x |Z_1| - z_{1-\alpha/2}$ . In this subcase,  $Z \notin B$ . We show that  $\widehat{\theta} \notin A$  by showing that  $\widehat{\theta}_1 < LB(\widehat{\theta}_2)$ . This follows from (37) with  $z^* = y Z_2 - x |Z_1| < -z_{1-\alpha/2}$ . This exhausts the cases and completes the proof of Claim 1.  $\square$

**Proof of the Main Statement.** To prove the main statement, we show that  $P(\widehat{\theta} \in A) \geq 1 - \alpha$  for the canonical representation. We seek to apply Lemma 3. Let  $f : \mathbb{R} \rightarrow \mathbb{R}$  be defined by

$$\begin{aligned}
f(w) = & \Phi(\max(-a_1 a_2^{-1} w + a_2^{-1} z_{1-\alpha/2}, z_{1-\alpha/2})) \\
& - \Phi(\max(-a_1 a_2^{-1} w - a_2^{-1} z_{1-\alpha/2}, -z_{1-\alpha/2})). \tag{41}
\end{aligned}$$

We note that  $f(w)$  is Borel measurable and bounded. We show that  $f(w)$  is nondecreasing through  $\bar{w} < -\ddot{c}$ , where  $\bar{w}$  satisfies  $f(\bar{w}) = 1 - \alpha$ . To see this, note that for any  $w \geq \ddot{c}$ ,

$$f(w) = \Phi(z_{1-\alpha/2}) - \Phi(-z_{1-\alpha/2}) = 1 - \alpha. \tag{42}$$

For any  $w \in [-\check{c}, \check{c}]$ ,

$$f(w) = \Phi(-a_1 a_2^{-1} w + a_2^{-1} z_{1-\alpha/2}) - \Phi(-z_{1-\alpha/2}) \geq \Phi(z_{1-\alpha/2}) - \Phi(-z_{1-\alpha/2}) = 1 - \alpha. \quad (43)$$

For any  $w < -\check{c}$ ,

$$f(w) = \Phi(-a_1 a_2^{-1} w + a_2^{-1} z_{1-\alpha/2}) - \Phi(-a_1 a_2^{-1} w - a_2^{-1} z_{1-\alpha/2}), \quad (44)$$

so

$$\begin{aligned} \frac{d}{dw} f(w) &= (-a_1 a_2^{-1}) \phi(-a_1 a_2^{-1} w + a_2^{-1} z_{1-\alpha/2}) - (-a_1 a_2^{-1}) \phi(-a_1 a_2^{-1} w - a_2^{-1} z_{1-\alpha/2}) \\ &= a_1 a_2^{-1} [\phi(-a_1 a_2^{-1} w - a_2^{-1} z_{1-\alpha/2}) - \phi(-a_1 a_2^{-1} w + a_2^{-1} z_{1-\alpha/2})] \geq 0 \end{aligned} \quad (45)$$

because  $|-a_1 a_2^{-1} w + a_2^{-1} z_{1-\alpha/2}| \geq |-a_1 a_2^{-1} w - a_2^{-1} z_{1-\alpha/2}|$ . (Trivially, for any  $c, d \geq 0$ ,  $|c + d| \geq |c - d|$ .) Also note that  $\lim_{w \rightarrow -\infty} f(w) = 0$ . These facts imply that there exists a  $\bar{w} < -\check{c}$  satisfying  $f(\bar{w}) = 1 - \alpha$  such that  $f(w)$  is nondecreasing through  $\bar{w}$ .

Write out

$$\begin{aligned} P(\hat{\theta} \in A) &= P(LB(\hat{\theta}_2) \leq \hat{\theta}_1 \leq UB(\hat{\theta}_2)) \\ &= \int \int 1\{LB(\theta_2) \leq \theta_1 \leq UB(\theta_2)\} \phi(\theta_1) \phi(\theta_2) d\theta_1 d\theta_2 \\ &= \int (\Phi(UB(\theta_2)) - \Phi(LB(\theta_2))) \phi(\theta_2) d\theta_2 \\ &= \int f(-\theta_2 - a_2^{-1} b) \phi(\theta_2) d\theta_2 \\ &\geq \int f(-\theta_2) \phi(\theta_2) d\theta_2 \\ &= 1 - \alpha, \end{aligned} \quad (46)$$

where the fourth equality follows from the definition of  $f(x)$ , the inequality follows from Lemma 3 using the fact that  $b \leq 0$ , and the final equality follows from the furthermore. (The final equality is also used to verify the condition in Lemma 3.)  $\square$

## A.2 Proof of Theorem 3

Fix a sequence  $\{F_n\}_{n=1}^\infty$  such that  $F_n \in \mathcal{F}_n$  and fix an arbitrary subsequence  $n_m$ . The main result of Theorem 3 follows if there exists a further subsequence,  $n_q$ , such that

$$\lim_{q \rightarrow \infty} P_{F_{n_q}}(e_1' \theta_{F_{n_q}} \in IICI) \geq 1 - \alpha \quad (47)$$

for every such sequence  $\{F_n\}_{n=1}^\infty$  satisfying  $g(\theta_{F_n}) \leq 0$  and for every subsequence,  $n_m$ . The result of the furthermore follows if there exists a further subsequence,  $n_q$ , such that equality holds in (47) for the sequence  $\{F_n\}_{n=1}^\infty$  specified in the furthermore, and for every subsequence,  $n_m$ .

By Assumption 2, there exists a further subsequence,  $n_q$ , and a positive definite matrix,  $V$ , such that

$$\sqrt{n_q}(\hat{\theta} - \theta_{F_{n_q}}) \rightarrow_d Z \sim N(0, V) \text{ and } \hat{V} \rightarrow_p V. \quad (48)$$

Let  $\theta_q$  denote  $\theta_{F_{n_q}}$  and let  $P_q(\cdot)$  denote  $P_{F_{n_q}}(\cdot)$ . Let  $\mathcal{U}$  denote the set specified in Assumption 3(a). By Assumption 3(b), there exists an  $\epsilon > 0$  such that  $B(\theta_q, \epsilon) \subset \mathcal{U}$  eventually. We can take a further subsequence if necessary so that  $B(\theta_q, \epsilon) \subset \mathcal{U}$  for every  $q$ .<sup>22</sup> It then follows from (48) that  $\hat{\theta} \in B(\theta_q, \epsilon)$  with probability approaching one. For simplicity, we implicitly intersect the following probability calculations with the event that  $\{\hat{\theta} \in B(\theta_q, \epsilon)\}$ .

For every  $q$  and for every realization of  $\hat{\theta}$ , a mean-value expansion of  $g(\theta)$  around  $\theta_q$  yields

$$\sqrt{n_q}g(\hat{\theta}) = \sqrt{n_q}g(\theta_q) + \sqrt{n_q}G(\tilde{\theta}_q)'(\hat{\theta} - \theta_q), \quad (49)$$

for some  $\tilde{\theta}_q$  on the line segment between  $\hat{\theta}$  and  $\theta_q$ . Notice that  $G(\theta_q)$  is bounded by Assumption 3(c). Take a further subsequence so that  $G(\theta_q) \rightarrow a$  as  $q \rightarrow \infty$ . Also, by Assumption 3(c),  $e_1 e_1' a \neq a$ , so  $a$  does not belong to the span of  $e_1$ . (And, in particular,  $a \neq 0$ .) It follows from the uniform continuity of  $G(\theta)$  over  $\theta \in \mathcal{U}$ , by

---

<sup>22</sup>For simplicity, we index all further subsequences of  $n_q$  by  $q$  as well.

Assumption 3(b), together with the fact that  $\sqrt{n_q}(\hat{\theta} - \theta_q) = O_p(1)$ , that

$$\hat{a} = G(\hat{\theta}) \rightarrow_p a \text{ and } G(\tilde{\theta}_q) \rightarrow_p a. \quad (50)$$

Note that  $[e_1, \hat{a}]' \widehat{V} [e_1, \hat{a}] \rightarrow_p [e_1, a]' V [e_1, a]$ , which is positive definite, so  $a' V a > 0$  and  $e_1' V e_1 - e_1' V a (a' V a)^{-1} a' V e_1 > 0$  (with  $\hat{a}' \widehat{V} \hat{a} > 0$  and  $e_1' \widehat{V} e_1 - e_1' \widehat{V} \hat{a} (\hat{a}' \widehat{V} \hat{a})^{-1} \hat{a}' \widehat{V} e_1 > 0$  with probability approaching one as  $q \rightarrow \infty$ ).

We consider two cases. The first case is when the sequence  $\{\sqrt{n_q} g(\theta_q)\}_{q=1}^\infty$  is unbounded. The second case is when  $\{\sqrt{n_q} g(\theta_q)\}_{q=1}^\infty$  is bounded.

(1) Suppose  $\{\sqrt{n_q} g(\theta_q)\}_{q=1}^\infty$  is unbounded. Then, because  $g(\theta_q) \leq 0$ , there exists a further subsequence for which  $\sqrt{n_q} g(\theta_q) \rightarrow -\infty$  as  $q \rightarrow \infty$ . (This case is not possible under the condition of the furthermore; it is only required for the main result.) It follows from (49) and (50) that

$$\sqrt{n_q} g(\hat{\theta}) = \sqrt{n_q} g(\theta_q) + O_p(1) \rightarrow_p -\infty. \quad (51)$$

Next, evaluate:

$$\begin{aligned} \sqrt{n_q} \ddot{s} &= \left( e_1' \widehat{V} e_1 - e_1' \widehat{V} \hat{a} (\hat{a}' \widehat{V} \hat{a})^{-1} \hat{a}' \widehat{V} e_1 \right)^{1/2} \\ &= \sqrt{n_q} \hat{s} - \frac{1}{2} \tilde{t}^{-1/2} e_1' \widehat{V} \hat{a} (\hat{a}' \widehat{V} \hat{a})^{-1} \hat{a}' \widehat{V} e_1, \end{aligned} \quad (52)$$

where  $\tilde{t}$  is between  $e_1' \widehat{V} e_1$  and  $e_1' \widehat{V} e_1 - e_1' \widehat{V} \hat{a} (\hat{a}' \widehat{V} \hat{a})^{-1} \hat{a}' \widehat{V} e_1$ , where the second equality follows from a mean-value expansion of  $f(t) = \sqrt{t}$  around  $t = e_1' \widehat{V} e_1$ . Note that  $\tilde{t}^{-1/2} = O_p(1)$  because  $0 \leq \tilde{t}^{-1/2} \leq (e_1' \widehat{V} e_1 - e_1' \widehat{V} \hat{a} (\hat{a}' \widehat{V} \hat{a})^{-1} \hat{a}' \widehat{V} e_1)^{-1/2} \rightarrow_p (e_1' V e_1 - e_1' V a (a' V a)^{-1} a' V e_1)^{-1/2}$ . It then follows that

$$\begin{aligned} \sqrt{n_q} \ddot{c} &= \begin{cases} \sqrt{n_q} (e_1' \widehat{V} \hat{a})^{-1} \hat{a}' \widehat{V} \hat{a} (\hat{s} - \ddot{s}) z_{1-\alpha/2} & \text{if } e_1' \widehat{V} \hat{a} \neq 0 \\ 0 & \text{if } e_1' \widehat{V} \hat{a} = 0 \end{cases} \\ &= \frac{1}{2} \tilde{t}^{-1/2} \hat{a}' \widehat{V} e_1 z_{1-\alpha/2} = O_p(1), \end{aligned} \quad (53)$$

where the second equality follows from (52) and the third equality follows from the

fact that  $\tilde{t}^{-1/2} = O_p(1)$ .

To verify (47) for this case, notice that

$$P_q(IICI = UCI) \geq P_q(\sqrt{n_q}g(\hat{\theta}) \leq \sqrt{n_q} \min(\ddot{c}, -\ddot{c})) \rightarrow 1, \quad (54)$$

where the inequality follows from the definition of the IICI and the convergence follows from (51) and (53). Therefore,

$$\begin{aligned} P_q(e'_1\theta_q \in IICI) &= P_q(e'_1\theta_q \in UCI) + o(1) \\ &= P_q(-z_{1-\alpha/2} \leq (e'_1\widehat{V}e_1)^{-1/2}\sqrt{n_q}e'_1(\widehat{\theta} - \theta_q) \leq z_{1-\alpha/2}) + o(1) \\ &\rightarrow P(-z_{1-\alpha/2} \leq (e'_1Ve_1)^{-1/2}e'_1Z \leq z_{1-\alpha/2}) = 1 - \alpha, \end{aligned} \quad (55)$$

where the first equality follows from (54) and the convergence follows from (48).

(2) Suppose  $\{\sqrt{n_q}g(\theta_q)\}_{q=1}^\infty$  is bounded. Then, there exists a further subsequence for which  $\sqrt{n_q}g(\theta_q) \rightarrow b$  for some  $b \leq 0$ . (This follows without subsequencing for the furthermore; for the main result, it follows because  $g(\theta_q) \leq 0$ .)

We define a limiting experiment. Where there is ambiguity, we denote limiting objects with a superscript “ $\dagger$ .” Let  $g^\dagger(Z) = a'Z + b$ . Let

$$\ddot{c}^\dagger = \begin{cases} (e'_1Va)^{-1}a'Va(\hat{s}^\dagger - \check{s}^\dagger)z_{1-\alpha/2} & \text{if } e'_1Va \neq 0 \\ 0 & \text{if } e'_1Va = 0 \end{cases}, \quad (56)$$

where  $\hat{s}^\dagger = (e'_1Ve_1)^{1/2} > 0$  and  $\check{s}^\dagger = (e'_1Ve_1 - e'_1Va(a'Va)^{-1}a'Ve_1)^{1/2} > 0$ . Also let  $IICI^\dagger = [\ell^\dagger, u^\dagger]$ , where

$$\ell^\dagger = \begin{cases} e'_1Z - \hat{s}^\dagger z_{1-\alpha/2} & \text{if } g^\dagger(Z) \leq \ddot{c}^\dagger \\ e'_1Z - e'_1Va(a'Va)^{-1}g^\dagger(Z) - \check{s}^\dagger z_{1-\alpha/2} & \text{if } g^\dagger(Z) > \ddot{c}^\dagger \end{cases} \quad (57)$$

$$u^\dagger = \begin{cases} e'_1Z + \hat{s}^\dagger z_{1-\alpha/2} & \text{if } g^\dagger(Z) \leq -\ddot{c}^\dagger \\ e'_1Z - e'_1Va(a'Va)^{-1}g^\dagger(Z) + \check{s}^\dagger z_{1-\alpha/2} & \text{if } g^\dagger(Z) > -\ddot{c}^\dagger \end{cases}. \quad (58)$$



We can rewrite the event  $e'_1\theta_q \in IICI$  as  $\sqrt{n_q}e'_1(\theta_q - \widehat{\theta}) \in [\tilde{\ell}, \tilde{u}]$ , where

$$\tilde{\ell} = \begin{cases} -\sqrt{n_q}\hat{s}z_{1-\alpha/2} & \text{if } g(\widehat{\theta}) \leq \check{c} \\ -\sqrt{n_q}e'_1\widehat{V}\hat{a}(\hat{a}\widehat{V}\hat{a})^{-1}g(\widehat{\theta}) - \sqrt{n_q}\check{s}z_{1-\alpha/2} & \text{if } g(\widehat{\theta}) > \check{c} \end{cases} \quad (59)$$

$$\tilde{u} = \begin{cases} \sqrt{n_q}\hat{s}z_{1-\alpha/2} & \text{if } g(\widehat{\theta}) \leq -\check{c} \\ -\sqrt{n_q}e'_1\widehat{V}\hat{a}(\hat{a}\widehat{V}\hat{a})^{-1}g(\widehat{\theta}) + \sqrt{n_q}\check{s}z_{1-\alpha/2} & \text{if } g(\widehat{\theta}) > -\check{c} \end{cases}. \quad (60)$$

We can similarly rewrite the limiting event  $0 \in IICI^\dagger$  as  $-e'_1Z \in [\tilde{\ell}^\dagger, \tilde{u}^\dagger]$ , where

$$\tilde{\ell}^\dagger = \begin{cases} -\hat{s}^\dagger z_{1-\alpha/2} & \text{if } g^\dagger(Z) \leq \check{c}^\dagger \\ -e'_1Va(a'Va)^{-1}g^\dagger(Z) - \check{s}^\dagger z_{1-\alpha/2} & \text{if } g^\dagger(Z) > \check{c}^\dagger \end{cases} \quad (61)$$

$$\tilde{u}^\dagger = \begin{cases} \hat{s}^\dagger z_{1-\alpha/2} & \text{if } g^\dagger(Z) \leq -\check{c}^\dagger \\ -e'_1Va(a'Va)^{-1}g^\dagger(Z) + \check{s}^\dagger z_{1-\alpha/2} & \text{if } g^\dagger(Z) > -\check{c}^\dagger \end{cases}. \quad (62)$$

We next show that

$$\tilde{\ell} \rightarrow_d \tilde{\ell}^\dagger \text{ and } \tilde{u} \rightarrow_d \tilde{u}^\dagger. \quad (63)$$

We show  $\tilde{\ell} \rightarrow_d \tilde{\ell}^\dagger$  in (63) because the result for  $\tilde{u}$  is similar. First, we have  $\sqrt{n_q}g(\widehat{\theta}) \rightarrow_d g^\dagger(Z)$  by (49) and (50). Next, we have  $\sqrt{n_q}\check{c} \rightarrow_p \check{c}^\dagger$  because, if  $e'_1Va = 0$ , then  $\sqrt{n_q}\check{c} \rightarrow_p 0$  by the first two equations in (53), and if  $e'_1Va \neq 0$ , then  $\sqrt{n_q}\check{c} \rightarrow_p \check{c}^\dagger$  by Slutsky's Theorem. Also note that  $1\{\sqrt{n_q}g(\widehat{\theta}) \leq \sqrt{n_q}\check{c}\} \rightarrow_d 1\{g^\dagger(Z) \leq \check{c}^\dagger\}$  by the continuous mapping theorem.<sup>23</sup> (63) then follows because the formula for  $\tilde{\ell}$  is a continuous function of  $\sqrt{n_q}\hat{s}$ ,  $\sqrt{n_q}\check{s}$ ,  $[e_1, \hat{a}]'\widehat{V}[e_1, \hat{a}]$ ,  $\sqrt{n_q}g(\widehat{\theta})$ , and  $1\{\sqrt{n_q}g(\widehat{\theta}) \leq \sqrt{n_q}\check{c}\}$ . All the convergence results in this paragraph hold jointly with the convergence in (48) because they follow from the continuous mapping theorem or converge in probability to a deterministic limit.

<sup>23</sup>The continuous mapping theorem only requires the function to be continuous with probability one in the limit, and  $P(g^\dagger(Z) = \check{c}^\dagger) = 0$ .

To verify (47) for the second case, notice that:

$$\begin{aligned} P_q(e'_1\theta_q \in IICI) &= P_q(\tilde{\ell} \leq \sqrt{n_q}e'_1(\theta_q - \hat{\theta}) \leq \tilde{u}) \\ &\rightarrow P(\tilde{\ell}^\dagger \leq -e'_1Z \leq \tilde{u}^\dagger) = P(0 \in IICI^\dagger) \geq 1 - \alpha, \end{aligned} \quad (64)$$

where the convergence follows from the Portmanteau theorem, using the fact that  $P(e'_1Z = \pm \hat{s}^\dagger z_{1-\alpha/2}) = P(e'_1Z = e'_1Va(a'Va)^{-1}g^\dagger(Z) \pm \hat{s}^\dagger z_{1-\alpha/2}) = 0$ ,<sup>24</sup> and the inequality follows from Theorem 1. For the proof of the furthermore, note that when  $b = 0$ , the inequality in (64) holds with equality by the furthermore to Theorem 1.  $\square$

### A.3 Lemmas used in the Proof of Theorem 1

**Lemma 1.** *Let  $a = (a_1, a_2)'$  with  $a_1 > 0$ ,  $a_2 > 0$ ,  $a_1^2 + a_2^2 = 1$ , and  $b \leq 0$ . Let  $z = z_{1-\alpha/2}$ . Let  $\ddot{c} = a_1^{-1}(1 - a_2)z$ . For any  $\theta = (\theta_1, \theta_2)' \in \mathbb{R}^2$ , let  $g(\theta) = a'\theta + b$  and  $IICI(\theta) = [\ell, u]$ , where*

$$\ell = \begin{cases} \theta_1 - z & \text{if } g(\theta) \leq \ddot{c} \\ e'_1\ddot{\theta} - a_2z & \text{if } g(\theta) > \ddot{c} \end{cases} \quad (65)$$

$$u = \begin{cases} \theta_1 + z & \text{if } g(\theta) \leq -\ddot{c} \\ e'_1\ddot{\theta} + a_2z & \text{if } g(\theta) > -\ddot{c} \end{cases}, \quad (66)$$

and where  $\ddot{\theta} = \theta - a(a'\theta + b)$ . (Implicitly,  $\ell$  and  $u$  are functions of  $\theta$ .) Let

$$A = \{\theta : LB(\theta_2) \leq \theta_1 \leq UB(\theta_2)\}, \quad (67)$$

denote the ‘‘acceptance region’’ for the  $IICI(\theta)$ , where

$$\begin{aligned} LB(\theta_2) &= \begin{cases} -z & \text{if } \theta_2 + a_2^{-1}b \leq \ddot{c} \\ a_1a_2^{-1}(\theta_2 + a_2^{-1}b) - a_2^{-1}z & \text{if } \theta_2 + a_2^{-1}b > \ddot{c} \end{cases} \\ &= \max(a_1a_2^{-1}(\theta_2 + a_2^{-1}b) - a_2^{-1}z, -z) \end{aligned} \quad (68)$$

---

<sup>24</sup>This uses the fact that  $\text{var}(e'_1Z - e'_1Va(a'Va)^{-1}a'Z) = (\hat{s}^\dagger)^2 > 0$ .

$$\begin{aligned}
UB(\theta_2) &= \begin{cases} z & \text{if } \theta_2 + a_2^{-1}b \leq -\ddot{c} \\ a_1a_2^{-1}(\theta_2 + a_2^{-1}b) + a_2^{-1}z & \text{if } \theta_2 + a_2^{-1}b > -\ddot{c} \end{cases} \\
&= \max(a_1a_2^{-1}(\theta_2 + a_2^{-1}b) + a_2^{-1}z, z). \tag{69}
\end{aligned}$$

Then,  $A = \{\theta \in \mathbb{R}^2 : 0 \in IICI(\theta)\}$ .

**Proof of Lemma 1.** We first show that  $0 < \ell$  if and only if  $\theta_1 > UB(\theta_2)$ . We do this in four cases.

*Case 1:*  $g(\theta) \leq \ddot{c}$  and  $\theta_2 + a_2^{-1}b \leq -\ddot{c}$ . In this case,  $\ell = \theta_1 - z$  and  $UB(\theta_2) = z$ , so  $0 < \ell$  if and only if  $\theta_1 > UB(\theta_2)$  is trivial.

*Case 2:*  $g(\theta) \leq \ddot{c}$  and  $\theta_2 + a_2^{-1}b > -\ddot{c}$ . In this case,  $\ell = \theta_1 - z$  and  $UB(\theta_2) = a_1a_2^{-1}(\theta_2 + a_2^{-1}b) + a_2^{-1}z$ . Note that

$$0 < \ell \iff \theta_1 > z \tag{70}$$

$$\implies (1 - a_1^2)\theta_1 > a_1a_2(\theta_2 + a_2^{-1}b) - a_1\ddot{c} + z \tag{71}$$

$$\iff \theta_1 > a_1a_2^{-1}(\theta_2 + a_2^{-1}b) + a_2^{-1}z \tag{72}$$

$$\implies \theta_1 > a_1a_2^{-1}(-\ddot{c}) + a_2^{-1}z \tag{73}$$

$$\iff \theta_1 > z, \tag{74}$$

where (70) follows from the definition of  $\ell$ , (71) follows by adding  $-a_1^2\theta_1 \geq a_1a_2(\theta_2 + a_2^{-1}b) - a_1\ddot{c}$ , which is a consequence of  $g(\theta) \leq \ddot{c}$ , (72) follows from rearranging and using  $1 - a_1^2 = a_2^2$  and  $z - a_1\ddot{c} = a_2z$ , (73) follows from  $\theta_2 + a_2^{-1}b > -\ddot{c}$ , and (74) follows from  $a_2z = z - a_1\ddot{c}$ . Note that (72) is equivalent to  $\theta_1 > UB(\theta_2)$  and (74) is equivalent to  $0 < \ell$ .

*Case 3:*  $g(\theta) > \ddot{c}$  and  $\theta_2 + a_2^{-1}b \leq -\ddot{c}$ . In this case,  $\ell = (1 - a_1^2)\theta_1 - a_1a_2\theta_2 - a_1b - a_2z$  and  $UB(\theta_2) = z$ . Note that

$$0 < \ell \iff (1 - a_1^2)\theta_1 > a_1a_2(\theta_2 + a_2^{-1}b) + a_2z \tag{75}$$

$$\implies \theta_1 > a_1\ddot{c} + a_2z \tag{76}$$

$$\iff \theta_1 > z \tag{77}$$

$$\Rightarrow \theta_1 > a_1 a_2^{-1}(\theta_2 + a_2^{-1}b) + a_1 a_2^{-1}\ddot{c} + z \quad (78)$$

$$\iff \theta_1 > a_1 a_2^{-1}(\theta_2 + a_2^{-1}b) + a_2^{-1}z, \quad (79)$$

where (75) follows from the definition of  $\ell$ , (76) follows by adding  $a_1^2\theta_1 > -a_1a_2(\theta_2 + a_2^{-1}b) + a_1\ddot{c}$ , which is a consequence of  $g(\theta) > \ddot{c}$ , (77) follows from  $a_2z + a_1\ddot{c} = z$ , (78) follows from adding  $0 \geq a_1a_2^{-1}(\theta_2 + a_2^{-1}b) + a_1a_2^{-1}\ddot{c}$ , which is a consequence of  $\theta_2 + a_2^{-1}b \leq -\ddot{c}$ , and (79) follows from  $z = a_1\ddot{c} + a_2z$ . Note that (77) is equivalent to  $\theta_1 > UB(\theta_2)$  and (79) is equivalent to  $0 < \ell$ .

*Case 4:*  $g(\theta) > \ddot{c}$  and  $\theta_2 + a_2^{-1}b > -\ddot{c}$ . In this case,  $\ell = (1 - a_1^2)\theta_1 - a_1a_2\theta_2 - a_1b - a_2z$  and  $UB(\theta_2) = a_1a_2^{-1}(\theta_2 + a_2^{-1}b) + a_2^{-1}z$ , so  $0 < \ell$  if and only if  $\theta_1 > UB(\theta_2)$  is trivial.

We next show that  $u < 0$  if and only if  $\theta_1 < LB(\theta_2)$ . We do this in four cases.

*Case 1:*  $g(\theta) \leq -\ddot{c}$  and  $\theta_2 + a_2^{-1}b \leq \ddot{c}$ . In this case,  $u = \theta_1 + z$  and  $LB(\theta_2) = -z$ , so  $u < 0$  if and only if  $\theta_1 < LB(\theta_2)$  is trivial.

*Case 2:*  $g(\theta) \leq -\ddot{c}$  and  $\theta_2 + a_2^{-1}b > \ddot{c}$ . In this case,  $u = \theta_1 + z$  and  $LB(\theta_2) = a_1a_2^{-1}(\theta_2 + a_2^{-1}b) - a_2^{-1}z$ . Note that

$$u < 0 \iff \theta_1 < -z \quad (80)$$

$$\Rightarrow \theta_1 < a_1a_2^{-1}(\theta_2 + a_2^{-1}b) - a_1a_2^{-1}\ddot{c} - z \quad (81)$$

$$\iff \theta_1 < a_1a_2^{-1}(\theta_2 + a_2^{-1}b) - a_2^{-1}z \quad (82)$$

$$\iff a_2^2\theta_1 < a_1a_2(\theta_2 + a_2^{-1}b) - a_2z \quad (83)$$

$$\Rightarrow (a_1^2 + a_2^2)\theta_1 < -a_1\ddot{c} - a_2z \quad (84)$$

$$\iff \theta_1 < -z, \quad (85)$$

where (80) follows from the definition of  $u$ , (81) follows by adding  $0 < a_1a_2^{-1}(\theta_2 + a_2^{-1}b) - a_1a_2^{-1}\ddot{c}$ , which is a consequence of  $\theta_2 + a_2^{-1}b > \ddot{c}$ , (82) follows from  $a_1\ddot{c} + a_2z = z$ , (83) follows from multiplying both sides by  $a_2^2$ , (84) follows from adding  $a_1^2\theta_1 \leq -a_1a_2(\theta_2 + a_2^{-1}b) - a_1\ddot{c}$ , which is a consequence of  $g(\theta) \leq -\ddot{c}$ , and (85) follows from  $a_1^2 + a_2^2 = 1$  and  $z = a_1\ddot{c} + a_2z$ . Note that (82) is equivalent to  $\theta_1 < LB(\theta_2)$  and (85) is equivalent to  $u < 0$ .

*Case 3:*  $g(\theta) > -\ddot{c}$  and  $\theta_2 + a_2^{-1}b \leq \ddot{c}$ . In this case,  $u = (1 - a_1^2)\theta_1 - a_1a_2\theta_2 - a_1b + a_2z$

and  $LB(\theta_2) = -z$ . Note that

$$u < 0 \iff \theta_1 < a_1 a_2^{-1}(\theta_2 + a_2^{-1}b) - a_2^{-1}z \quad (86)$$

$$\Rightarrow \theta_1 < a_1 a_2^{-1}\ddot{c} - a_2^{-1}z \quad (87)$$

$$\iff \theta_1 < -z \quad (88)$$

$$\Rightarrow (1 - a_1^2)\theta_1 < a_1 a_2(\theta_2 + a_2^{-1}b) + a_1\ddot{c} - z \quad (89)$$

$$\iff \theta_1 < a_1 a_2^{-1}(\theta_2 + a_2^{-1}b) - a_2^{-1}z, \quad (90)$$

where (86) follows from the definition of  $u$  and  $1 - a_1^2 = a_2^2$ , (87) follows by adding  $0 \leq -a_1 a_2^{-1}(\theta_2 + a_2^{-1}b) + a_1 a_2^{-1}\ddot{c}$ , which is a consequence of  $\theta_2 + a_2^{-1}b \leq \ddot{c}$ , (88) follows from  $a_2 z = z - a_1 \ddot{c}$ , (89) follows from adding  $-a_1^2 \theta_1 < a_1 a_2(\theta_2 + a_2^{-1}b) + a_1 \ddot{c}$ , which is a consequence of  $g(\theta) > -\ddot{c}$ , and (90) follows from  $1 - a_1^2 = a_2^2$  and  $a_2 z = z - a_1 \ddot{c}$ . Note that (88) is equivalent to  $\theta_1 < LB(\theta_2)$  and (90) is equivalent to  $u < 0$ .

*Case 4:*  $g(\theta) > -\ddot{c}$  and  $\theta_2 + a_2^{-1}b > \ddot{c}$ . In this case,  $u = (1 - a_1^2)\theta_1 - a_1 a_2 \theta_2 - a_1 b + a_2 z$  and  $LB(\theta_2) = a_1 a_2^{-1}(\theta_2 + a_2^{-1}b) - a_2^{-1}z$ , so  $u < 0$  if and only if  $\theta_1 < LB(\theta_2)$  is trivial.

We have shown that  $0 < \ell$  if and only if  $\theta_1 > UB(\theta_2)$  and  $u < 0$  if and only if  $\theta_1 < LB(\theta_2)$ . These two results combine to show that  $0 \in IICI(\theta)$  if and only if  $LB(\theta_2) \leq \theta_1 \leq UB(\theta_2)$ .  $\square$

**Lemma 2.** *Let  $Z \sim N(0, I_2)$ , where  $Z = (Z_1, Z_2)'$ . Let  $x, y \in (0, 1)$  and  $\alpha \in [0, 1]$  with  $x^2 + y^2 = 1$ . Let  $z_{1-\alpha/2}$  denote the  $1 - \alpha/2$  quantile of the standard normal distribution. Then,  $P(-z_{1-\alpha/2} \leq x|Z_1| - yZ_2 \leq z_{1-\alpha/2}) = 1 - \alpha$ .*

**Proof of Lemma 2.** First, note that for any  $a \in \mathbb{R}$  and  $b \geq 0$ ,

$$\begin{aligned} P(|Z_2 + a| \leq b) &= \Phi(-a + b) - \Phi(-a - b) \\ &= \Phi(a + b) - \Phi(a - b) = P(|Z_2 - a| \leq b), \end{aligned} \quad (91)$$

by the symmetry of the standard normal distribution, where  $\Phi(\cdot) = P(Z_2 \leq \cdot)$ . It then follows that

$$P(-z_{1-\alpha/2} \leq x|Z_1| - yZ_2 \leq z_{1-\alpha/2}) = P(|Z_2 - y^{-1}x|Z_1|| \leq y^{-1}z_{1-\alpha/2})$$

$$\begin{aligned}
&= P(|Z_2 - y^{-1}xZ_1| \leq y^{-1}z_{1-\alpha/2}) \\
&= P(|xZ_1 - yZ_2| \leq z_{1-\alpha/2}) = 1 - \alpha, \quad (92)
\end{aligned}$$

where the first equality rearranges, the second equality follows from (91) with  $a = -y^{-1}x|Z_1|$  and  $b = y^{-1}z_{1-\alpha/2}$  (applied after conditioning on  $Z_1$  when  $Z_1 < 0$ ), the third equality rearranges, and the final equality follows from  $xZ_1 - yZ_2 \sim N(0, 1)$ .  $\square$

**Definition.** Fix  $\bar{w} \in \mathbb{R}$ . Let a function  $f : \mathbb{R} \rightarrow \mathbb{R}$  be nondecreasing through  $\bar{w}$  if  $f(w) \leq f(\bar{w})$  for all  $w \leq \bar{w}$  and  $f(w) \geq f(\bar{w})$  for all  $w \geq \bar{w}$ .

**Lemma 3.** Let  $f : \mathbb{R} \rightarrow \mathbb{R}$  be Borel measurable and bounded. Suppose  $f$  is nondecreasing through  $\bar{w}$  for some  $\bar{w} \leq 0$ . Let  $W \sim N(0, 1)$ . If  $f(\bar{w}) = \mathbb{E}(f(W))$ , then, for all  $\mu \geq 0$ ,  $\mathbb{E}(f(W + \mu)) \geq \mathbb{E}(f(W))$ .

*Proof of Lemma 3.* Let  $q = \mathbb{E}(f(W))$  and let  $g(\mu) = \mathbb{E}(f(W + \mu)) - q$ . Evaluate

$$\begin{aligned}
\frac{d}{d\mu}g(\mu) &= \frac{d}{d\mu} \int (f(w) - q)\phi(w - \mu)dw \\
&= \int (f(w) - q)\frac{d}{d\mu}\phi(w - \mu)dw \\
&= \int (f(w) - q)(w - \mu)\phi(w - \mu)dw \\
&= \int_{w \leq \bar{w}} (f(w) - q)(w - \mu)\phi(w - \mu)dw + \int_{w > \bar{w}} (f(w) - q)(w - \mu)\phi(w - \mu)dw \\
&\geq \int_{w \leq \bar{w}} (f(w) - q)(\bar{w} - \mu)\phi(w - \mu)dw + \int_{w > \bar{w}} (f(w) - q)(\bar{w} - \mu)\phi(w - \mu)dw \\
&= (\bar{w} - \mu) \int (f(w) - q)\phi(w - \mu)dw \\
&= (\bar{w} - \mu)g(\mu), \quad (93)
\end{aligned}$$

where  $\phi(w)$  denotes the standard normal pdf, the second equality differentiates under the integral using the fact that  $f$  is Borel measurable and bounded, the third equality uses  $\frac{d}{d\mu}\phi(w - \mu) = (w - \mu)\phi(w - \mu)$ , the inequality follows because, for  $w \leq \bar{w}$ ,  $f(w) \leq q$  so  $(f(w) - q)(w - \mu) \geq (f(w) - q)(\bar{w} - \mu)$  and for  $w > \bar{w}$ ,  $f(w) \geq q$  so  $(f(w) - q)(w - \mu) \geq (f(w) - q)(\bar{w} - \mu)$ . By definition,  $g(0) = 0$ . Suppose, to reach a contradiction, that  $g(\bar{\mu}) < 0$  for some  $\bar{\mu} > 0$ . Then, by the mean value theorem,

there exists a  $\tilde{\mu} \in (0, \bar{\mu})$  such that  $\frac{d}{d\mu}g(\tilde{\mu}) < 0$  and  $g(\tilde{\mu}) < 0$ . This contradicts (93). Therefore,  $g(\mu) \geq 0$  for all  $\mu \geq 0$ .  $\square$

## References

- Andrews, D. (1997). Estimation when a parameter is on a boundary: Theory and applications. Cowles Foundation Discussion Paper No. 1153.
- Andrews, D. (1999). Estimation when a parameter is on a boundary. *Econometrica*, 67:1341–1383.
- Andrews, D. (2000). Inconsistency of the bootstrap when a parameter is on the boundary of the parameter space. *Econometrica*, 68:399–405.
- Andrews, D. (2001). Testing when a parameter is on the boundary of the maintained hypothesis. *Econometrica*, 69:683–734.
- Andrews, D. (2002). Generalized method of moments estimation when a parameter is on a boundary. *Journal of Business & Economic Statistics*, 20:530–544.
- Andrews, D. and Barwick, P. (2012). Inference for parameters defined by moment inequalities: A recommended moment selection procedure. *Econometrica*, 80:2805–2826.
- Andrews, D., Cheng, X., and Guggenberger, P. (2020). Generic results for establishing the asymptotic size of confidence sets and tests. *Journal of Econometrics*, 218:496–531.
- Andrews, D. and Guggenberger, P. (2009a). Hybrid and size-corrected subsampling methods. *Econometrica*, 77:721–762.
- Andrews, D. and Guggenberger, P. (2009b). Validity of subsampling and “plug-in asymptotic” inference for parameters defined by moment inequalities. *Econometric Theory*, 25:669–709.

- Andrews, D. and Guggenberger, P. (2010a). Applications of subsampling, hybrid, and size-correction methods. *Journal of Econometrics*, 158:285–305.
- Andrews, D. and Guggenberger, P. (2010b). Asymptotic size and a problem with subsampling and with the m out of n bootstrap. *Econometric Theory*, 26:426–468.
- Andrews, D. and Soares, G. (2010). Inference for parameters defined by moment inequalities using generalized moment selection. *Econometrica*, 78:119–157.
- Andrews, I. and Armstrong, T. (2017). Unbiased instrumental variables estimation under known first-stage sign. *Quantitative Economics*, 8:479–503.
- Andrews, I., Roth, J., and Pakes, A. (2023). Inference for linear conditional moment inequalities. *The Review of Economic Studies*, 90:2763–2791.
- Armstrong, T. and Kolesár, M. (2018). Optimal inference in a class of regression models. *Econometrica*, 86:655–683.
- Blattman, C., Fiala, N., and Martinez, S. (2014). Generating skilled self-employment in developing countries: Experimental evidence from Uganda. *The Quarterly Journal of Economics*, 129:697–752.
- Blattman, C., Jamison, J., and Sheridan, M. (2017). Reducing crime and violence: Experimental evidence from cognitive behavioral therapy in Liberia. *American Economic Review*, 107:1165–1206.
- Calzolari, G., Fiorentini, G., and Sentana, E. (2004). Constrained indirect estimation. *The Review of Economic Studies*, 71:945–973.
- Cavaliere, G., Nielsen, H., Pedersen, R., and Rahbek, A. (2022). Bootstrap inference on the boundary of the parameter space, with application to conditional volatility models. *Journal of Econometrics*, 227:241–263.
- Cavaliere, G., Nielsen, H., and Rahbek, A. (2017). On the consistency of bootstrap testing for a parameter on the boundary of the parameter space. *Journal of Time Series Analysis*, 38:513–534.



- Cavaliere, G., Perera, I., and Rahbek, A. (2024). Specification tests for GARCH processes with nuisance parameters on the boundary. *Journal of Business & Economic Statistics*, 42:197–214.
- Chernoff, H. (1954). On the distribution of the likelihood ratio. *The Annals of Mathematical Statistics*, 25:573–578.
- Chernozhukov, V., Chetverikov, D., and Kato, K. (2019). Inference on causal and structural parameters using many moment inequalities. *The Review of Economic Studies*, 86:1867–1900.
- Cox, G. and Shi, X. (2023). Simple adaptive size-exact testing for full-vector and subvector inference in moment inequality models. *The Review of Economic Studies*, 90:201–228.
- Elliott, G., Müller, U., and Watson, M. (2015). Nearly optimal tests when a nuisance parameter is present under the null hypothesis. *Econometrica*, 83:771–811.
- Evans, D. and Popova, A. (2017). Cash transfers and temptation goods. *Economic Development and Cultural Change*, 65:189–221.
- Fan, Y. and Shi, X. (2023). Wald, QLR, and score tests when parameters are subject to linear inequality constraints. *Journal of Econometrics*, 235:2005–2026.
- Fang, Z., Santos, A., Shaikh, A., and Torgovitsky, A. (2023). Inference for large-scale linear systems with known coefficients. *Econometrica*, 91:299–327.
- Francq, C. and Thieu, L. (2018). QML inference for volatility models with covariates. *Econometric Theory*, 35:37–72.
- Francq, C. and Zakoian, J. (2007). Quasi-maximum likelihood estimation in GARCH processes when some coefficients are equal to zero. *Stochastic Processes and their Applications*, 117:1265–1284.
- Francq, C. and Zakoian, J. (2009). Testing the nullity of GARCH coefficients: correction of the standard tests and relative efficiency comparisons. *Journal of the American Statistical Association*, 104:313–324.

- Francq, C. and Zakoian, J. (2019). *GARCH models: structure, statistical inference and financial applications*. John Wiley & Sons.
- Frazier, D. and Renault, E. (2020). Indirect inference with (out) constraints. *Quantitative Economics*, 11:113–159.
- Geyer, C. (1994). On the asymptotics of constrained M-estimation. *The Annals of Statistics*, 22:1993–2010.
- Haushofer, J. and Shapiro, J. (2016). The short-term impact of unconditional cash transfers to the poor: experimental evidence from Kenya. *The Quarterly Journal of Economics*, 131:1973–2042.
- IWG (2016). Technical support document: Technical update of the social cost of carbon for regulatory impact analysis under executive order 12866. Technical report, Interagency Working Group on Social Cost of Greenhouse Gases, U.S. Government.
- Kee, H. L., Nicita, A., and Olarreaga, M. (2009). Estimating trade restrictiveness indices. *The Economic Journal*, 119:172–199.
- Ketz, P. (2018). Subvector inference when the true parameter vector may be near or at the boundary. *Journal of Econometrics*, 207:285–306.
- Ketz, P. (2019). On asymptotic size distortions in the random coefficients logit model. *Journal of Econometrics*, 212:413–432.
- Ketz, P. and McCloskey, A. (2023). Short and simple confidence intervals when the directions of some effects are known. *The Review of Economics and Statistics*. doi: [https://doi.org/10.1162/rest\\_a\\_01297](https://doi.org/10.1162/rest_a_01297).
- Kopylev, L. and Sinha, B. (2011). On the asymptotic distribution of likelihood ratio test when parameters lie on the boundary. *Sankhya B*, 73:20–41.
- Leeb, H. and Pötscher, B. (2005). Model selection and inference: Facts and fiction. *Econometric Theory*, 21:21–59.
- Li, J. (2024a). Inference for constrained extremum estimators. Working Paper.

- Li, J. (2024b). The proximal bootstrap for constrained estimators. Working Paper.
- McCloskey, A. (2017). Bonferroni-based size-correction for nonstandard testing problems. *Journal of Econometrics*, 200:17–35.
- McCloskey, A. (2020). Asymptotically uniform tests after consistent model selection in the linear regression model. *Journal of Business & Economic Statistics*, 38:810–825.
- Moon, H. and Schorfheide, F. (2009). Estimation with overidentifying inequality moment conditions. *Journal of Econometrics*, 153:136–154.
- Müller, U. and Norets, A. (2016). Credibility of confidence sets in nonstandard econometric problems. *Econometrica*, 84:2183–2213.
- Muralidharan, K., Romero, M., and Wüthrich, K. (2023). Factorial designs, model selection, and (incorrect) inference in randomized experiments. *Review of Economics and Statistics*. doi: [https://doi.org/10.1162/rest\\_a\\_01317](https://doi.org/10.1162/rest_a_01317).
- Pedersen, R. (2017). Inference and testing on the boundary in extended constant conditional correlation GARCH models. *Journal of Econometrics*, 196:23–36.
- Pedersen, R. and Rahbek, A. (2019). Testing GARCH-X type models. *Econometric Theory*, 35:1012–1047.
- Romano, J., Shaikh, A., and Wolf, M. (2014). A practical two-step method for testing moment inequalities. *Econometrica*, 82:1979–2002.
- Rosen, A. (2008). Confidence sets for partially identified parameters that satisfy a finite number of moment inequalities. *Journal of Econometrics*, 146:107–117.
- Self, S. and Liang, K. (1987). Asymptotic properties of maximum likelihood estimators and likelihood ratio tests under nonstandard conditions. *Journal of the American Statistical Association*, 82:605–610.
- Shapiro, J. (2021). The environmental bias of trade policy. *The Quarterly Journal of Economics*, 136:831–886.

Silvapulle, M. and Sen, P. (2005). *Constrained statistical inference: Inequality, order and shape restrictions*. John Wiley & Sons.

Stoel, R., Garre, F., Dolan, C., and van den Wittenboer, G. (2006). On the likelihood ratio test in structural equation modeling when parameters are subject to boundary constraints. *Psychological Methods*, 11:439–455.