




The model-independent evidence of cosmic acceleration revisited

Xuchen Lu ^{1,*} Shengqing Gao ^{1,†} and Yungui Gong ^{2,1,‡}

¹*School of Physics, Huazhong University of Science and Technology,
1037 LuoYu Rd, Wuhan, Hubei 430074, China*

²*Institute of Fundamental Physics and Quantum Technology,
Department of Physics, School of Physical Science and Technology,
Ningbo University, Ningbo, Zhejiang 315211, China*

We investigate the null tests of cosmic accelerated expansion by using the Baryon Acoustic Oscillation (BAO) measurements released by the Dark Energy Spectroscopic Instrument (DESI). We find that the DESI BAO data provide strong evidence that the Universe has undergone accelerated expansion within the redshift range $[0, 1.317]$. Using Gaussian Process, we reconstruct the deceleration parameter $q(z)$ from the DESI BAO $F_{AP}(z)$ data, revealing that accelerated expansion persisted until $z \lesssim 0.7$ with a 99.7% confidence level. Additionally, to provide insights into the Hubble tension problem, we propose to reconstruct $E(z)$ from the DESI BAO F_{AP} data and then combine the reconstructed $E(z)$ with D_H/r_d data to derive the model independent result $r_d h = 100.3 \pm 1.5$ Mpc. The result is consistent with that obtained from the measurements on the cosmic microwave background (CMB) anisotropies using the Λ CDM model. We also propose a model-independent method for reconstructing $D_M(z)$ from SNe Ia data and combining the result with DESI BAO data of D_M/r_d to constrain the value of r_d . We find that the value of r_d derived from this model-independent method is smaller than that obtained from CMB measurements, with a significant discrepancy of at least 4.17σ . All the conclusions drawn in this paper are independent of cosmological models and gravitational theories.

* Luxc@hust.edu.cn

† gaoshengqing@hust.edu.cn

‡ Corresponding author. gongyungui@nbu.edu.cn

I. INTRODUCTION

In 1998, observations of type Ia supernovae (SNe Ia) discovered that the Universe is experiencing accelerated expansion [1, 2]. To introduce an effective gravitational repulsive force that explains the current accelerated expansion, the cosmological constant is one of the simplest choices. The model that includes 5% baryonic matter, 25% cold dark matter (CDM), 70% cosmological constant, as well as small contributions from massive neutrinos and radiation, is called Λ CDM model. Although the Λ CDM model is consistent with observations, its theoretical estimation of vacuum energy is larger than the astronomical measurements by many orders of magnitude [3], and it faces the fine tuning and coincidence problems. In addition to these problems, there are other issues such as the Hubble tension. There is a 5.3σ discrepancy between the Hubble constant derived from early Universe probes of cosmic microwave background (CMB) [4] and that from local measurements obtained by SNe Ia observations [5]. The CMB measurement on the Hubble constant depends on the Λ CDM model. The local measurements from low-redshift SNe Ia are independent of cosmological models, but they suffer the zero-point calibration problem.

In addition to the SNe Ia and CMB data, the measurement of baryon acoustic oscillations (BAO) also supports a positive cosmological constant. Recently, Data Release 1 (DR1) from the first year of observations by the Dark Energy Spectroscopic Instrument (DESI) gives $\Omega_\Lambda = 0.651^{+0.068}_{-0.057}$ for the Λ CDM model with free spatial curvature [6]. The result provides strong evidence for a positive cosmological constant and accelerated expansion. Furthermore, for the flat Chevallier-Polarski-Linder (CPL) model [7, 8], DESI DR1 BAO data gives $w_0 = -0.55^{+0.39}_{-0.21}$ at the 1σ confidence level and $w_a < -1.32$ at the 95% confidence level [6], which is in mild tension with the Λ CDM model and suggests a dynamical dark energy; the combination of DESI BAO data and the CMB data measured by *Planck* [4] gives $w_0 = -0.45^{+0.34}_{-0.21}$ and $w_a = -1.79^{+0.48}_{-1.0}$, and the result prefers dynamical dark energy at the $\sim 2.6\sigma$ significance level [6]; the CPL model is favored over the Λ CDM model at the 2.5σ , 3.5σ and 3.9σ significance level by the combination of DESI BAO, CMB and Pantheon Plus SNe Ia [9], the combination of DESI BAO, CMB and Union3 SNe Ia [10], and the combination of DESI BAO, CMB and SNe Ia data discovered and measured during the full five year of the Dark Energy Survey (DES) program (DESY5 SNe Ia) [11], respectively [6]. With other two-parameter parametrizations of the equation of state of dark energy, a

preference for a dynamical evolution towards the phantom regime was found in [12]. The evidence for dynamical dark energy is also supported by non-DESI BAO data [13]. However, the evidence for accelerated expansion or dynamical evolution of the equation of state of dark energy depends on cosmological models such as the Λ CDM model or the CPL model.

Due to model dependence, the evidence for accelerated expansion and dynamical dark energy provided by the DESI BAO data may be biased, and the conclusions may heavily rely on the assumptions and limitations of the chosen model. Given the challenges associated with cosmological models, it is crucial to explore model-independent methods for studying cosmic accelerated expansion. The purpose of this letter is to present agnostic evidence for accelerated expansion. Numerous parametric and non-parametric model-independent methods have been proposed to investigate energy components and the geometry of the Universe [14–73]. Among these, energy conditions provide a model-independent null test of cosmic acceleration [15–17]. In the context of Einstein’s general relativity, the energy condition $\rho + 3p \geq 0$ is equivalent to deceleration with $q(z) \geq 0$, while the energy condition $\rho + p \geq 0$ corresponds to phantom dark energy and $\dot{H} \leq 0$ in a flat universe. The presence of phantom dark energy serves as a distinct indicator of deviation from the Λ CDM model. These conditions provide lower bounds on the Hubble parameter $H(z)$, which in turn leads to upper bounds on the luminosity distance.

In this paper, we use DESI BAO data to conduct a null test on cosmic accelerated expansion. The paper is organized as follows: In Sec. II, we introduce the null test method and present the results of applying it to DESI BAO data for cosmic accelerated expansion. In Sec. III, we reconstruct the deceleration parameter using Gaussian process (GP) and examine the history of cosmic accelerated expansion. In Sec. IV, we discuss model-independent determination of the value of r_d and $r_d h$. The conclusion is drawn in Sec. V.

II. NULL TEST

In this section, we review a null test method which is model-independent and used as a criterion for identifying cosmic accelerated expansion, and present the model-independent evidence supporting the accelerated expansion of the Universe using DESI BAO data.

A. Null test conditions

From the Friedmann equation,

$$\frac{\ddot{a}}{a} = -\frac{4\pi G}{3}(\rho + 3p), \quad (1)$$

we know that if one of the strong energy conditions $\rho + 3p \geq 0$ is violated, then $\ddot{a} > 0$, i.e., in the framework of Einstein's general relativity and with the assumption of cosmological principle, the violation of one of the strong energy conditions is equivalent to accelerated expansion of the Universe. Similarly, from the Friedmann equation,

$$\dot{H} - \frac{k}{a^2} = -4\pi G(\rho + p), \quad (2)$$

we see that the violation of the null energy condition $\rho + p \geq 0$ (phantom dark energy) leads to super-acceleration. However, as discussed above, the conclusions are based on Einstein's general relativity and the cosmological principle. To reach a more robust conclusion, we would like to have minimum dependence on theories and models. Therefore, we would like to eliminate the dependence of general relativity and only consider kinematic effects with the assumption of the cosmological principle to derive evidence for accelerated expansion from observational data. To reach this goal, instead of the strong energy conditions $\rho + 3p \geq 0$ and $\rho + p \geq 0$, we start with the following two conditions

$$q(t) = -\frac{\ddot{a}}{(aH^2)} \geq 0, \quad (3)$$

$$\dot{H} - \frac{k}{a^2} \leq 0. \quad (4)$$

Eq. (3) indicates decelerated expansion, while Eq. (4) indicates no super-accelerated expansion. We refer to these two conditions as the null test conditions. It is important to note that the null test conditions depend solely on the assumption of the Friedmann-Robertson-Walker metric which is based on the cosmological principle, and are independent of any specific gravity theory or cosmological model.

For Eq. (3), the deceleration parameter q can be reformulated as a function of redshift z

$$q = -\frac{\ddot{a}}{aH^2} = \frac{H'}{H}(1+z) - 1, \quad (5)$$

where ' denotes the derivative with respect to z . Subsequently, Eq. (5) can be expressed in the following integral form

$$\ln \frac{H(z)}{H_0} = \int_0^z \frac{1+q(z')}{1+z'} dz'. \quad (6)$$

Substituting Eq. (3) into Eq. (6), we obtain

$$H(z) \geq H_0(1+z). \quad (7)$$

If the Universe has never experienced accelerated expansion, or has always remained in a state of decelerated expansion, Eq. (7) will hold. This argument provides a model-independent method to determine whether the Universe is undergoing accelerated expansion. However, based on the discussion in Ref. [18], it is important to emphasize that the transition from Eq. (3) to Eq. (7) involves an integration. In other words, even if Eq. (7) holds over specific redshift ranges, it does not imply that the Universe has never experienced accelerated expansion within those intervals. Similarly, even if Eq. (7) is violated within a certain redshift interval, it does not mean that the Universe was always in a state of accelerated expansion throughout that interval. Conversely, if Eq. (7) is violated at certain redshifts, it provides conclusive evidence that the Universe has undergone a phase of accelerated expansion.

Similarly, for Eq. (4), we obtain

$$H(z) \geq H_0 \sqrt{1 - \Omega_{k0} + \Omega_{k0}(1+z)^2}, \quad (8)$$

where $\Omega_{k0} = -k/(a_0 H_0^2)$ is the curvature density parameter. As with the discussion of Eq. (7), if Eq. (8) is not satisfied at a certain redshift, we can infer that the Universe has undergone a phase of super-accelerated expansion, which means a deviation from the Λ CDM model in the context of general relativity.

Note that for redshifts $z \geq 0$, we naturally obtain

$$H_0(1+z) \geq H_0 \sqrt{1 - \Omega_{k0} + \Omega_{k0}(1+z)^2}. \quad (9)$$

Thus, satisfying Eq. (8) guarantees the satisfaction of Eq. (7). In other words, if the Universe has undergone super-accelerated expansion, it must have also experienced accelerated expansion.

For a flat universe with $\Omega_{k0} = 0$, Eq. (8) simplifies to

$$H(z) \geq H_0. \quad (10)$$

In the following discussion, we assume that the Universe is flat.

B. DESI BAO

The DESI BAO data gives measurements on the quantities $D_M(z)/r_d$ and $D_H(z)/r_d$, where $D_M(z)$ is the transverse comoving distance, r_d is the drag-epoch sound horizon, and the line-of-sight distance variable

$$D_H = \frac{c}{H(z)}. \quad (11)$$

Assuming the Universe is homogeneous and isotropic on large scales, the spacetime geometry is described by the Friedmann-Robertson-Walker metric, and the transverse comoving distance D_M is given by

$$D_M(z) = \frac{c}{H_0 \sqrt{|\Omega_{k0}|}} \text{sinn} \left[\sqrt{|\Omega_{k0}|} \int_0^z \frac{dz'}{E(z')} \right], \quad (12)$$

where c is the speed of light, $E(z) = H(z)/H_0$ is the dimensionless Hubble parameter, H_0 is the Hubble constant and $\text{sinn}(\sqrt{|\Omega_{k0}|}x)/\sqrt{|\Omega_{k0}|} = \sinh(\sqrt{|\Omega_{k0}|}x)/\sqrt{|\Omega_{k0}|}$, x , and $\sin(\sqrt{|\Omega_{k0}|}x)/\sqrt{|\Omega_{k0}|}$ for $\Omega_{k0} < 0$, $\Omega_{k0} = 0$ and $\Omega_{k0} > 0$, respectively. For the flat universe, $\Omega_{k0} = 0$,

$$D_M(z) = \frac{c}{H_0} \int_0^z \frac{dz'}{E(z')}. \quad (13)$$

The sound horizon at the drag epoch z_d is

$$r_d = \int_{z_d}^{\infty} \frac{c_s(z)}{H(z)} dz, \quad (14)$$

where $c_s(z)$ is the speed of sound in the baryon-photon plasma.

Substituting the null test conditions (7) and (10) into Eqs. (11) and (13), the null hypotheses for D_M/r_d and D_H/r_d are

$$\frac{D_M}{r_d} \leq \frac{c}{r_d H_0} \ln(1+z), \quad (15a)$$

$$\frac{D_M}{r_d} \leq \frac{cz}{r_d H_0}, \quad (15b)$$

and

$$\frac{D_H}{r_d} \leq \frac{c}{r_d H_0} \frac{1}{1+z}, \quad (16a)$$

$$\frac{D_H}{r_d} \leq \frac{c}{r_d H_0}, \quad (16b)$$

where the expression to the right of “ \leq ” gives the upper bound and serves as the baseline for the null hypotheses. However, these upper bounds depend on $r_d H_0$. To establish these

baselines, we first need to know the value of $r_d H_0$. Although the DESI BAO data gives the 68% credible interval for $r_d H_0$ as $r_d h = 101.8 \pm 1.3$ Mpc, where $h = H_0/(100 \text{ km s}^{-1} \text{ Mpc}^{-1})$ [6], this value was derived based on the Λ CDM model. Since we aim to provide model-independent evidence using the DESI BAO data alone, we cannot use the value of $r_d H_0$ derived with cosmological models or that measured by other data such as the CMB and big bang nucleosynthesis data. By applying a multi-task GP, the model-independent value of $r_d h$ from the DESI BAO datasets is $r_d h = 104.02 \pm 2.34$ Mpc [74]. Substituting this value into the right-hand sides of Eqs. (15) and (16), we obtain the null hypotheses. We compare the null hypotheses with the DESI BAO data presented in Table 1 of Ref. [6], and the results are shown in Fig. 1.

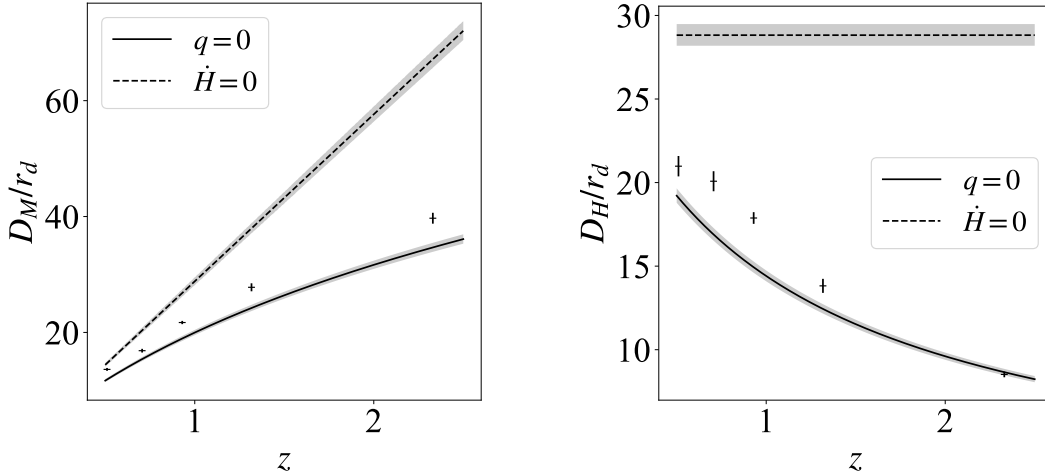


FIG. 1. Comparison of the DESI BAO measurements for D_M/r_d (left panel) and D_H/r_d (right panel) against the null hypotheses. The points with error bars represent the DESI BAO datasets. The solid line and the shaded regions represent the model with a deceleration parameter $q(t) = 0$ along with the 1σ errors. The dashed line and the shaded regions represent the model with $\dot{H} = 0$ and the 1σ errors. The 1σ errors arise from the 1σ error of $r_d H_0$.

As shown in Fig. 1, for the dataset D_M/r_d , all points violate the condition (7) but satisfy the condition (10), indicating that the Universe must have experienced accelerated expansion in the redshift range $[0, 2.33]$. For the data D_H/r_d , except for the data point at the redshift $z = 2.33$, all other points violate the condition (7) but satisfy the condition (10), demonstrating that the Universe must have undergone accelerated expansion in the redshift range $[0, 1.317]$. However, as previously discussed, this does not imply that the Universe

never experienced decelerated expansion in the redshift range $[0, 1.317]$. Thus, DESI BAO data provides strong model-independent evidence that the Universe has undergone accelerated expansion. For both D_M/r_d and D_H/r_d , there is no evidence that the Universe has undergone super-accelerated expansion in the redshift range $[0, 2.33]$.

To quantify the evidence provided by the null test, and motivated by the effective χ^2 for data fitting, we introduce the following quantity to assess the deviation from the null baselines,

$$\mathcal{C} = \frac{1}{N} \sum_{i=1}^N \frac{[(D(z_i)/r_d)_{\text{BAO}} - (D(z_i)/r_d)_{\text{null}}]^2}{\sigma_i^2}, \quad (17)$$

where N is the number of data points, $D(z)$ denotes $D_M(z)$ and $D_H(z)$, the subscript BAO means the BAO data point and the subscript null means the null hypotheses, and the error σ_i is the quadrature of the errors of $(D(z_i)/r_d)_{\text{BAO}}$ and $r_d H_0$, here we use $D_M(z)/r_d$ data only. Alternatively, we can use the number n_i [22]

$$n_i = \frac{(D(z_i)/r_d)_{\text{BAO}} - (D(z_i)/r_d)_{\text{null}}}{\sigma_i} \quad (18)$$

to assess the significance level of the deviation from the null hypotheses. For example, $n_i = 2.326$ means a 99% confidence level and $n_i = 1.645$ means a 95% confidence level. Since the DESI BAO data points at $z = 0.51$ show a statistical fluctuation [6, 75], we calculate the quantity \mathcal{C} for the cases both including and excluding the data points. In Fig. 2, we plot the results of \mathcal{C} with the first N points of $D_M(z)/r_d$ data, for cases with and without the first data $D_M(z = 0.51)/r_d$. We also show the value of n_i for each DESI BAO $D_M(z)/r_d$ data point. From Fig. 2, we see that $\mathcal{C} > 9$, indicating very strong evidence for cosmic acceleration. The minimum value of n_i is 3.09 at $z = 0.706$, and the maximum value is 5.41 at $z = 0.93$, indicating the evidence for cosmic acceleration is at least 3σ . Fig. 2 also shows that \mathcal{C} has a maximum regardless of whether the data point at $z = 0.51$ is included, suggesting that the transition from deceleration to acceleration occurred in the redshift region $z \sim [0, 1.0]$.

In the above discussion, we need to know the value of $r_d h$. On the other hand, we can ask about the constraints on the value of $r_d h$ that can be established by requiring cosmic acceleration. To determine the minimum value of $r_d h$ that guarantees accelerated expansion, we gradually lower the value of $r_d H_0$. As illustrated in Fig. 3, with the 95% confidence level, we find that the minimum value of $r_d h$ is 82.58 Mpc. Therefore, if the value of $r_d h$ is less

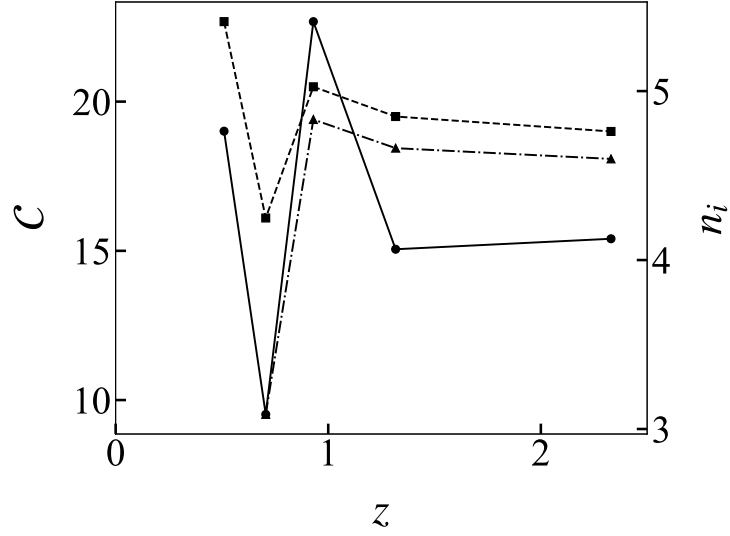


FIG. 2. The results of \mathcal{C} for the first N points and n_i for each point. The dashed and dash-dot lines, plotted with the left vertical axis, represent the results of \mathcal{C} including and excluding the first data point at $z = 0.51$, respectively. The solid line, plotted with the right vertical axis, represents the result of n_i for each point.

than 82.58 Mpc, the DESI BAO data cannot provide the evidence that the Universe has undergone accelerated expansion.

Assuming the Universe has experienced accelerated expansion, we can derive a lower bound on H_0 or r_d using the lower bound on $r_d h$ derived from DESI BAO data alone. The following conclusions can be drawn: If $r_d = 147.09$ Mpc [4], then H_0 must be larger than $56.14 \text{ km s}^{-1}\text{Mpc}^{-1}$. If we adopt $H_0 = 67.27 \text{ km s}^{-1}\text{Mpc}^{-1}$ as given by the CMB measurement [4], then r_d must be larger than 122.76 Mpc. If we adopt $H_0 = 73.15 \text{ km s}^{-1}\text{Mpc}^{-1}$ as given by the local measurement from SNe Ia [5], then r_d must be larger than 112.89 Mpc.

III. RECONSTRUCTION OF THE DECELERATION PARAMETER

In DESI BAO data analysis, the Alcock-Paczynski (AP) parameter $F_{AP} = D_M/D_H$ is independent of the cosmological parameter $r_d H_0$. In a flat universe, F_{AP} is

$$F_{AP} = E(z) \int_0^z \frac{1}{E(z')} dz'. \quad (19)$$

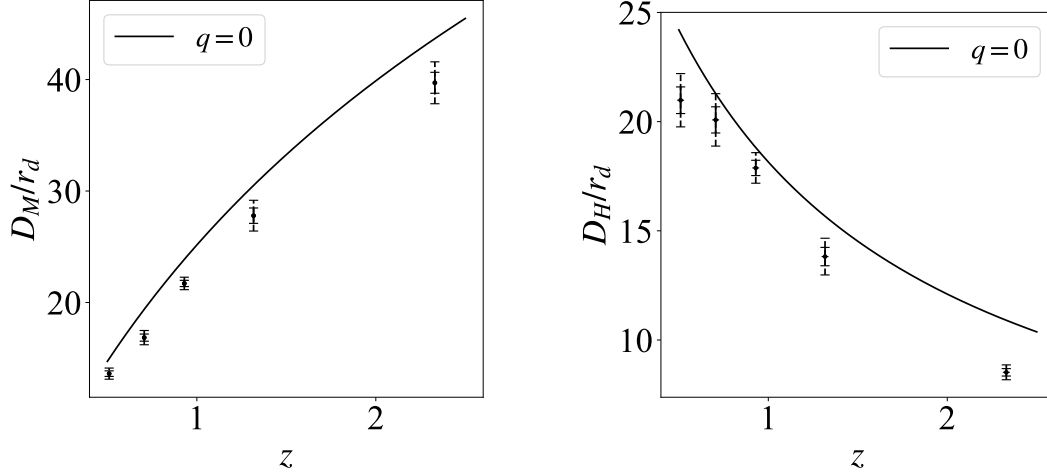


FIG. 3. Comparison of the DESI BAO measurements for D_M/r_d (left panel) and D_H/r_d (right panel) against the null hypotheses with the adjusted value of $r_d H_0$. The points with error bars represent the DESI BAO datasets. The solid line represents the model with a deceleration parameter $q(t) = 0$, and the value of $r_d H_0$ where all DESI BAO points (including 2σ errors of the DESI BAO data) lie just below this line.

Taking Eqs. (7) and (10) as the baselines, and substituting them into Eq. (19), we derive two bounds of null hypotheses for F_{AP} . Unlike the null tests for D_M/r_d and D_H/r_d , which require specifying the value of $H_0 r_d$, F_{AP} is independent of the cosmological parameter $r_d H_0$. We compare the null hypotheses with the F_{AP} data measured from DESI BAO, and the results are shown in Fig. 4. From Fig. 4, we see that the data points (with 1σ errors) at redshifts $z = 0.706$ and $z = 0.93$ lie below the line $q = 0$ and above the line $\dot{H} = 0$, while the data point at the redshift $z = 1.317$ is above the line of $q = 0$, indicating that the Universe must have experienced accelerated expansion in the redshift range $[0, 0.93]$, which is consistent with the conclusion in Sec. II B. However, it is unexpected that the value of $F_{AP}(z = 0.51)$ lies above the line $q = 0$. This anomaly perhaps is due to the statistical fluctuation [6, 75]. With more data and enhanced accuracy in future observations, we believe stronger model-independent evidence of accelerated expansion of the Universe can be established.

To further explore the model-independent evidence for accelerated expansion using the DESI BAO data, we discuss the reconstruction of the deceleration parameter $q(z)$ from the F_{AP} data. The deceleration parameter $q(z)$ can be related to $E(z)$ as follows,

$$q(z) = \frac{E'(z)}{E(z)}(1+z) - 1. \quad (20)$$

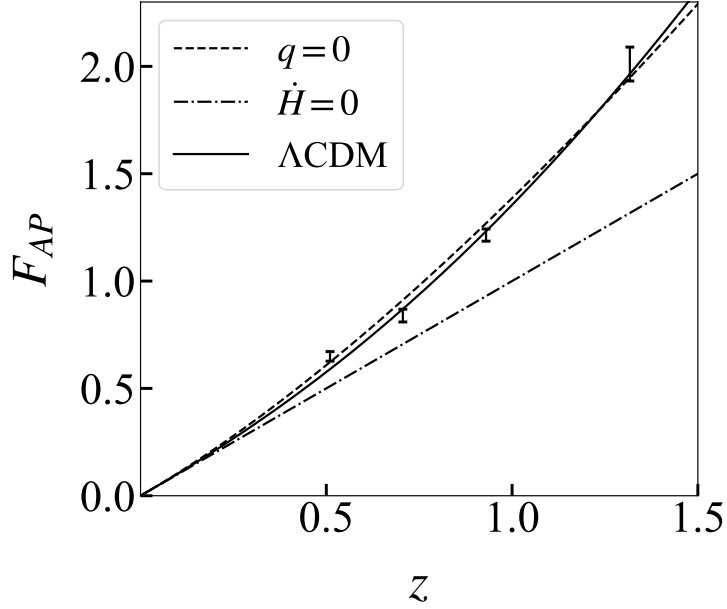


FIG. 4. Data points of F_{AP} measured from DESI BAO compared to the null hypotheses. The error bars represent the 1σ error for the DESI BAO datasets. The dashed line and the dash-dot line represent the null hypotheses for $q(t) = 0$ and $\dot{H} = 0$, respectively. The solid line corresponds to the Λ CDM model (with $\Omega_{m0} = 0.295$ [6]).

By combining Eqs. (19) and (20), we arrive at

$$q(z) = \frac{F'_{AP} - 1}{F_{AP}}(1 + z) - 1, \quad (21)$$

which provides a direct relationship between the AP parameter F_{AP} and the deceleration parameter, offering an insightful way to probe the expansion history of the Universe using the DESI BAO data.

We reconstruct the DESI BAO data F_{AP} and its derivative using GP. Then we obtain the reconstructed $q(z)$ with Eq. (21), and the results are shown in Figs. 5, 6 and 7. From Fig. 7, we observe that accelerated expansion persisted until $z \lesssim 0.7$ with a 99.7% confidence interval, whereas for the Λ CDM model, the transition from accelerated expansion to decelerated expansion happened at $z \simeq 0.689$. From the left panels of Figs. 5 and 6, we see that the reconstructed F_{AP} and its derivative for $z \lesssim 0.5$ deviate a little bit from the baseline Λ CDM model. As discussed above, the first point at the redshift $z = 0.51$ exhibits a statistical fluctuation, so we remove the point to perform the GP reconstruction again, and the results are shown in the right panels of Figs. 5, 6 and 7. From the right panels of Figs.

5, 6, we see that without the data point $F_{AP}(z = 0.51)$, the reconstructed F_{AP} changes little, but F'_{AP} deviates the baseline Λ CDM model significantly in the redshift range $z \sim 1 - 2$. When the data point $F_{AP}(z = 0.51)$ is excluded, even though the uncertainty in the GP reconstruction of $q(z)$ increases significantly at low redshifts, the evidence for accelerated expansion persists.

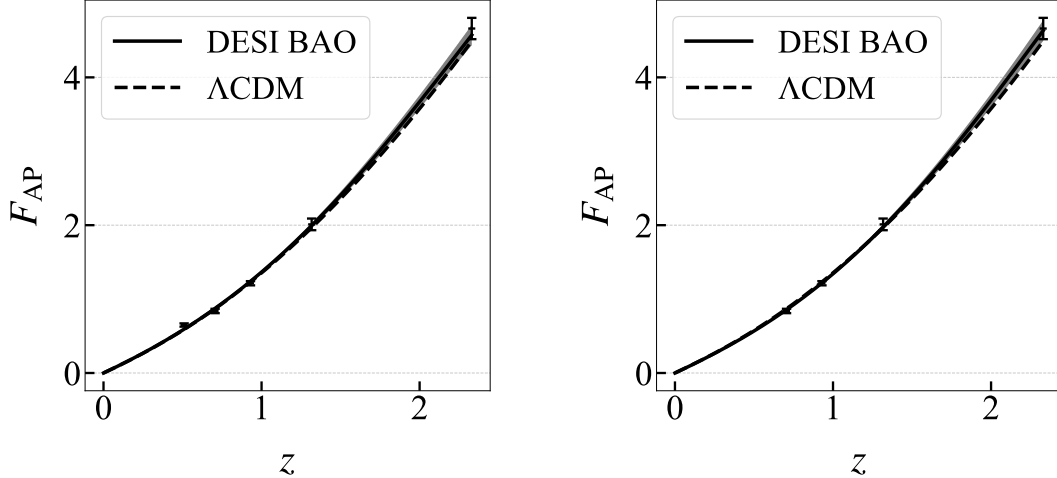


FIG. 5. The GP reconstructed F_{AP} using the DESI BAO data. The error bars represent the 1σ error of the DESI BAO F_{AP} data. The left and right panels show the reconstructed results with and without the data point $F_{AP}(z = 0.51)$, respectively. The solid lines represent the reconstructed results, with shaded regions indicating the associated 1σ uncertainties. For comparison, the dashed lines show the results for the Λ CDM model with $\Omega_{m0} = 0.295$.

IV. HUBBLE TENSION

The local measurement of the Hubble constant using SNe Ia calibrated with Cepheids by SH0ES is $H_0 = 73.04 \pm 1.04 \text{ km s}^{-1} \text{ Mpc}^{-1}$ [5]. This value is in 5.3σ tension with the measured value $H_0 = 67.36 \pm 0.54 \text{ km s}^{-1} \text{ Mpc}^{-1}$ from the Planck 2018 data under the Λ CDM model [4]. Based on the flat Λ CDM model, the CMB and CMB lensing data yield $r_d = 147.09 \pm 0.26 \text{ Mpc}$ and $r_d h = 98.82 \pm 0.82 \text{ Mpc}$ [4], while the DESI BAO data provide $r_d h = 101.8 \pm 1.3 \text{ Mpc}$ [6], so the two measurements from early and late universe on $r_d h$ exhibit mild tension. The tension increases with the model-independent value $r_d h = 104.02 \pm 2.34 \text{ Mpc}$ obtained from the multi-task GP reconstruction of $D_H(z)/r_d$ [74]. If the value of the Hubble constant measured by the CMB increases while the value of r_d measured by the CMB remains the

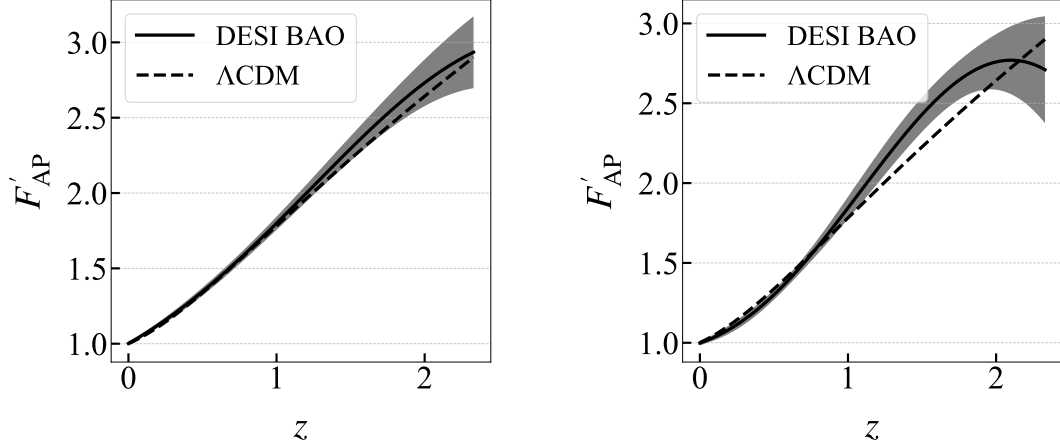


FIG. 6. The GP reconstructed F'_{AP} using the DESI BAO data. The left and right panels show the reconstructed results with and without the data point $F_{AP}(z = 0.51)$, respectively. The solid lines represent the reconstructed results, with shaded regions indicating the associated 1σ uncertainties. For comparison, the dashed lines show the results for the Λ CDM model with $\Omega_{m0} = 0.295$.

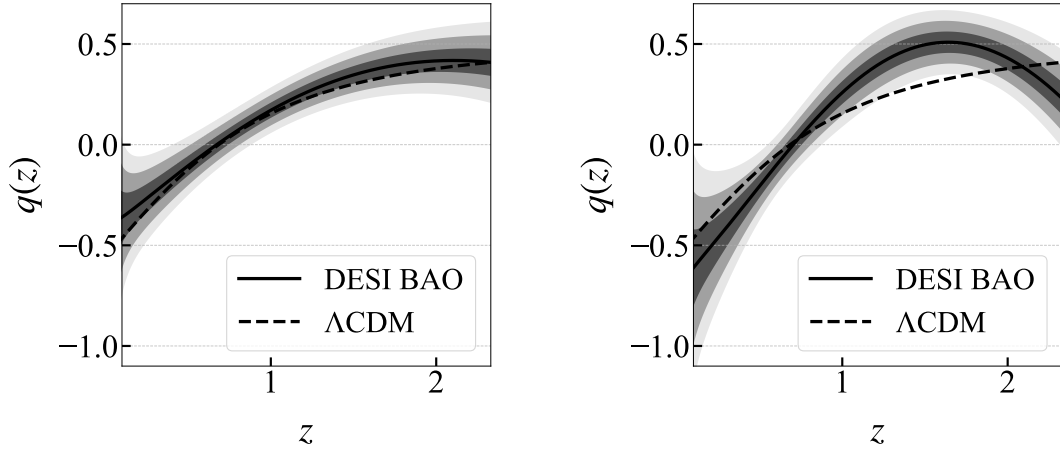


FIG. 7. The reconstructed deceleration parameter $q(z)$ using the DESI BAO F_{AP} data. The left and right panels show the reconstructed results with and without the data point $F_{AP}(z = 0.51)$, respectively. The solid lines represent the reconstructed results, with shaded regions indicating the associated 1σ , 2σ and 3σ uncertainties. For comparison, the dashed lines show the result for the Λ CDM model with $\Omega_{m0} = 0.295$.

same, then the value of $r_d h$ increases and the tension is alleviated. Combining the CMB measurement on r_d and BAO measurement on $r_d h$, one gets $H_0 = 69.29 \pm 0.87 \text{ km s}^{-1} \text{ Mpc}^{-1}$ [6], which alleviates the tension somewhat. We may argue that the low redshift BAO data

contributes to reducing the tension. However, the result depends on the Λ CDM model and a significant factor contributing to the Hubble tension could be the discrepancy between the value of r_d derived from early universe observations and local measurements [69].

As Eq. (19) tells us that we can reconstruct $E(z)$ from F_{AP} data,

$$E(z) = \exp \int_0^z \frac{F'_{AP}(z') - 1}{F_{AP}(z')} dz'. \quad (22)$$

Then we can combine the reconstructed $E(z)$ as shown in Fig. 8 with the $D_H(z)/r_d$ data to provide a model-independent constraint on $r_d h$ because $\tilde{D}_H = D_H(z)/r_d = c/[H_0 E(z) r_d]$. To constrain the value of $r_d h$, we minimize

$$\chi^2 = \sum_i^N \left[\frac{[(D_H/r_d)_i - \tilde{D}_H(z_i)]^2}{(\sigma_{D_H/r_d}^i)^2 + (\sigma_R^i)^2} \right] \quad (23)$$

with iminuit [76], where N is the number of DESI BAO data D_H/r_d we used. The model-independent result $r_d h = 100.3 \pm 1.5$ Mpc is consistent with both CMB and DESI BAO results using the Λ CDM model, indicating that there is no tension between the DESI BAO and Planck data.

Since DESI BAO data give $D_M(z)/r_d$, and the luminosity distance can be measured by SNe Ia observations, it is feasible to derive a model-independent value of r_d by combining the DESI BAO data and SNe Ia data. This allows us to compare this model-independent determination of r_d with the CMB result to investigate the Hubble tension problem. In this section, we reconstruct $D_M(z)$ by using the SNe Ia data and then use the DESI BAO data to give constraint on r_d .

In a homogeneous and isotropic universe, the transverse comoving distance D_M is related to the luminosity distance d_L as

$$d_L(z) = (1+z)D_M(z). \quad (24)$$

SNe Ia data provide the distance modulus $\mu(z)$, which is related to the luminosity distance $d_L(z)$ as

$$\mu = 5 \log_{10} \left[\frac{d_L(z)}{\text{Mpc}} \right] + 25. \quad (25)$$

We reconstruct the distance modulus $\mu(z)$ from SNe Ia data by using the GP, yielding the reconstructed $d_L(z)$ and its associated error $\delta d_L(z)$. The detailed steps of the GP are presented in Appendix B of Ref. [57], with the implementation using the GaPP package

[77]. We then define the function $\tilde{D}(z) = d_L(z)/r_d(1+z)$, with r_d as a free parameter to fit the DESI BAO data $D_M(z)/r_d$. To constrain the value of r_d , we also minimize

$$\chi^2 = \sum_i^N \left[\frac{[(D_M/r_d)_i - \tilde{D}(z_i)]^2}{(\sigma_{D_M/r_d}^i)^2 + (\sigma_P^i)^2} \right] \quad (26)$$

with iminuit [76], $\sigma_P^i = \delta d_L(z)/r_d(1+z)$ is the error from GP reconstruction. The SNe Ia datasets considered in this paper include Union3.0 [10], Pantheon Plus [9], and DESY5 [11]. The results for r_d and the corresponding uncertainties derived from these different SN Ia datasets are shown in Fig. 9. From Fig. 9, we see that the values of r_d constrained by SNe Ia data are consistently smaller than that given by the CMB data. The values of r_d derived from the datasets combined with Union3, Pantheon, and DESY5 differ from the CMB result by 7.62σ , 8.02σ , and 4.17σ , respectively. Note that the results obtained from the SNe Ia and DESI BAO data are independent of cosmological models, they just rely on the assumption of cosmological principle. Since both BAO and SNe Ia data are independent of early universe physics, the discrepancy between the value of r_d derived from early universe observations and low-redshift measurements may provide hints on the Hubble tension problem. Of course, the method also suffers the same zero-point calibration issue as SNe Ia data.

V. CONCLUSION

In this paper, we use DESI BAO data to perform a null hypothesis test on cosmic accelerated expansion, reconstruct the deceleration parameter $q(z)$ and $E(z)$, and determine the value of r_d in conjunction with SNe Ia data. All the conclusions drawn are independent of cosmological models and gravitational theories. The DESI BAO data provides strong evidence that the Universe has undergone accelerated expansion within the redshift range $[0, 1.317]$. By introducing the quantity \mathcal{C} to assess the deviation from the null baseline, we find that the evidence is very strong and the transition from accelerated to decelerated expansion occurred in the redshift region $z \sim [0, 1.0]$. Furthermore, if the value of $r_d h$ exceeds 82.58 Mpc, the current DESI BAO data strongly support the evidence that the Universe has experienced accelerated expansion.

By reconstructing F_{AP} from the DESI BAO data, we obtain the deceleration parameter $q(z)$ and $E(z)$. We observe with a 99.7% confidence interval that accelerated expansion

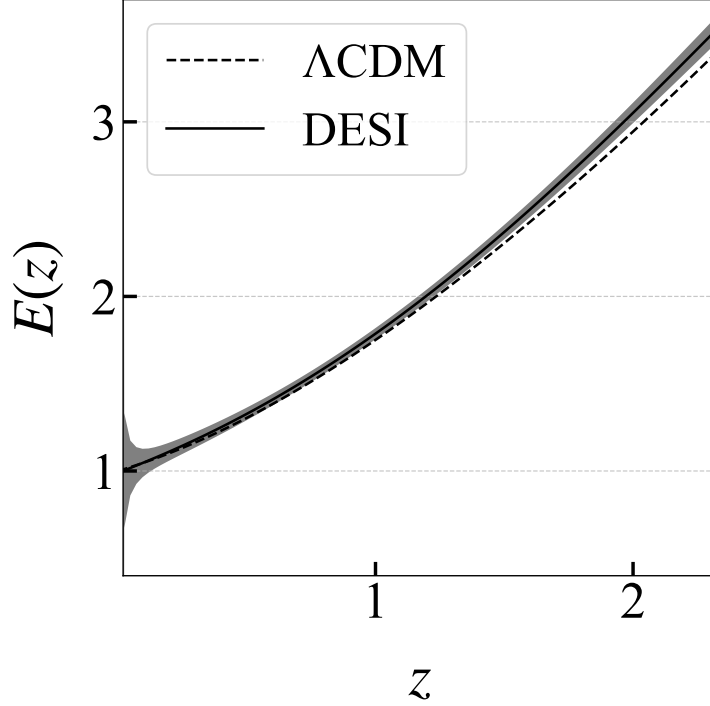


FIG. 8. The reconstructed $E(z)$ using the DESI BAO F_{AP} data. The solid line represents the reconstructed result, with shaded region indicating the 1σ uncertainty. The dashed line corresponds to the Λ CDM model with $\Omega_{m0} = 0.295$.

occurred until $z \lesssim 0.7$. Combining the reconstructed $E(z)$ with D_H/r_d data, we derive the model independent result $r_d h = 100.3 \pm 1.5$ Mpc. The result is consistent with that obtained from the measurements on the CMB anisotropies using the Λ CDM model, indicating that there is no tension between the DESI BAO and Planck data.

By proposing the model-independent method of reconstructing $D_M(z)$ from SNe Ia data and combining the result with DESI BAO data of D_M/r_d to constrain the value of r_d , we find that the value of r_d derived from this model-independent method is smaller than that obtained from CMB measurements, with a significant discrepancy of at least 4.17σ . The tension may be caused by the zero-point calibration of SNe Ia data. The discrepancy between the value of r_d derived from early universe observations and low-redshift measurements may offer clues regarding on the Hubble tension problem. With more data and enhanced accuracy in future observations, we believe stronger model-independent evidence of accelerated expansion of the Universe can be established, and further insights into the Hubble tension problem can be gained.

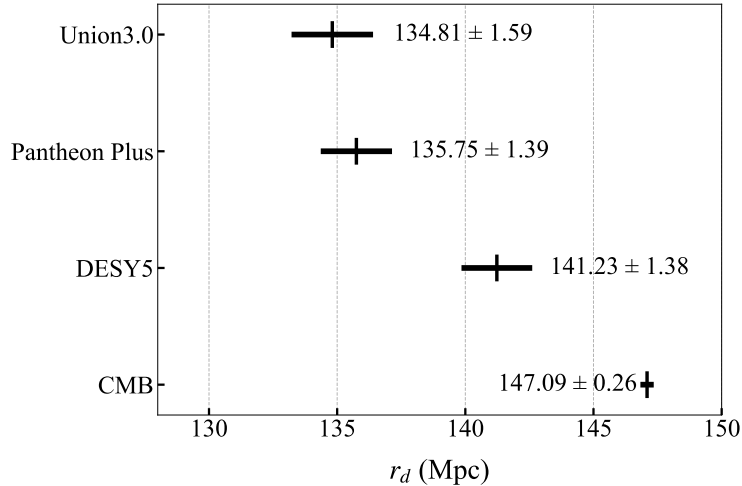


FIG. 9. Measurement of r_d from the combination of DESI BAO and various SN Ia datasets.

Standard BAO distance measurements may face issues of reliability and model dependence [78, 79]. An alternative method for estimating cosmic distance using BAO has been proposed to address these challenges [80, 81]. With model-independent distance measurements from BAO and more accurate BAO data, it is expected that we can gain deeper insights into cosmic acceleration, dark energy and the Hubble tension.

ACKNOWLEDGMENTS

This work is supported in part by the National Key Research and Development Program of China under Grant No. 2020YFC2201504. We would like to thank Eoin Colgáin and Stefano Anselmi for fruitful comments.

-
- [1] A. G. Riess et al., Observational evidence from supernovae for an accelerating universe and a cosmological constant, *Astron. J.* 116 (1998) 1009, arXiv: astro-ph/9805201.
 - [2] S. Perlmutter et al., Measurements of Ω and Λ from 42 High Redshift Supernovae, *Astrophys. J.* 517 (1999) 565, arXiv: astro-ph/9812133.
 - [3] S. Weinberg, The Cosmological Constant Problem, *Rev. Mod. Phys.* 61 (1989) 1.
 - [4] N. Aghanim et al., Planck 2018 results. VI. Cosmological parameters, *Astron. Astrophys.* 641 (2020) A6, arXiv: 1807.06209 ([Erratum: *Astron. Astrophys.* 652, C4 (2021)]).

- [5] A. G. Riess, L. Breuval, W. Yuan, S. Casertano, L. M. Macri, J. B. Bowers, D. Scolnic, T. Cantat-Gaudin, R. I. Anderson,, M. C. Reyes, Cluster Cepheids with High Precision Gaia Parallaxes, Low Zero-point Uncertainties, and Hubble Space Telescope Photometry, *Astrophys. J.* 938 (2022) 36, arXiv: 2208.01045.
- [6] A. G. Adame et al., DESI 2024 VI: Cosmological Constraints from the Measurements of Baryon Acoustic Oscillations, arXiv: 2404.03002.
- [7] M. Chevallier, D. Polarski, Accelerating universes with scaling dark matter, *Int. J. Mod. Phys. D* 10 (2001) 213, arXiv: gr-qc/0009008.
- [8] E. V. Linder, Exploring the expansion history of the universe, *Phys. Rev. Lett.* 90 (2003) 091301, arXiv: astro-ph/0208512.
- [9] D. Scolnic et al., The Pantheon+ Analysis: The Full Data Set and Light-curve Release, *Astrophys. J.* 938 (2022) 113, arXiv: 2112.03863.
- [10] D. Rubin et al., Union Through UNITY: Cosmology with 2,000 SNe Using a Unified Bayesian Framework, arXiv: 2311.12098.
- [11] T. M. C. Abbott et al., The Dark Energy Survey: Cosmology Results with ~ 1500 New High-redshift Type Ia Supernovae Using the Full 5 yr Data Set, *Astrophys. J. Lett.* 973 (2024) L14, arXiv: 2401.02929.
- [12] W. Giarè, M. Najafi, S. Pan, E. Di Valentino,, J. T. Firouzjaee, Robust preference for Dynamical Dark Energy in DESI BAO and SN measurements, *JCAP* 10 (2024) 035, arXiv: 2407.16689.
- [13] C.-G. Park, J. de Cruz Pérez,, B. Ratra, Using non-DESI data to confirm and strengthen the DESI 2024 spatially-flat w_0w_a CDM cosmological parameterization result, arXiv: 2405.00502.
- [14] M. Visser, Energy conditions in the epoch of galaxy formation, *Science* 276 (1997) 88, arXiv: 1501.01619.
- [15] M. Visser, General relativistic energy conditions: The Hubble expansion in the epoch of galaxy formation, *Phys. Rev. D* 56 (1997) 7578, arXiv: gr-qc/9705070.
- [16] J. Santos, J. S. Alcaniz,, M. J. Reboucas, Energy Conditions and Supernovae Observations, *Phys. Rev. D* 74 (2006) 067301, arXiv: astro-ph/0608031.
- [17] J. Santos, J. S. Alcaniz, N. Pires,, M. J. Reboucas, Energy Conditions and Cosmic Acceleration, *Phys. Rev. D* 75 (2007) 083523, arXiv: astro-ph/0702728.
- [18] Y. Gong, A. Wang, Energy conditions and current acceleration of the universe, *Phys. Lett. B*

- 652 (2007) 63, arXiv: 0705.0996.
- [19] Y. Gong, A. Wang, Q. Wu,, Y.-Z. Zhang, Direct evidence of acceleration from distance modulus redshift graph, JCAP 08 (2007) 018, arXiv: astro-ph/0703583.
 - [20] Y. Gong, A. Wang, Observational constraints on the acceleration of the universe, Phys. Rev. D 73 (2006) 083506, arXiv: astro-ph/0601453.
 - [21] Y.-G. Gong, A. Wang, Reconstruction of the deceleration parameter and the equation of state of dark energy, Phys. Rev. D 75 (2007) 043520, arXiv: astro-ph/0612196.
 - [22] M. Seikel, D. J. Schwarz, How strong is the evidence for accelerated expansion?, JCAP 02 (2008) 007, arXiv: 0711.3180.
 - [23] C. Clarkson, B. Bassett,, T. H.-C. Lu, A general test of the Copernican Principle, Phys. Rev. Lett. 101 (2008) 011301, arXiv: 0712.3457.
 - [24] V. Sahni, A. Shafieloo,, A. A. Starobinsky, Two new diagnostics of dark energy, Phys. Rev. D 78 (2008) 103502, arXiv: 0807.3548.
 - [25] C. Zunckel, C. Clarkson, Consistency Tests for the Cosmological Constant, Phys. Rev. Lett. 101 (2008) 181301, arXiv: 0807.4304.
 - [26] S. Nesseris, A. Shafieloo, A model independent null test on the cosmological constant, Mon. Not. Roy. Astron. Soc. 408 (2010) 1879, arXiv: 1004.0960.
 - [27] C. Clarkson, C. Zunckel, Direct reconstruction of dark energy, Phys. Rev. Lett. 104 (2010) 211301, arXiv: 1002.5004.
 - [28] A. Shafieloo, A. G. Kim,, E. V. Linder, Gaussian Process Cosmography, Phys. Rev. D 85 (2012) 123530, arXiv: 1204.2272.
 - [29] T. Holsclaw, U. Alam, B. Sanso, H. Lee, K. Heitmann, S. Habib,, D. Higdon, Nonparametric Reconstruction of the Dark Energy Equation of State, Phys. Rev. D 82 (2010) 103502, arXiv: 1009.5443.
 - [30] T. Holsclaw, U. Alam, B. Sanso, H. Lee, K. Heitmann, S. Habib,, D. Higdon, Nonparametric Dark Energy Reconstruction from Supernova Data, Phys. Rev. Lett. 105 (2010) 241302, arXiv: 1011.3079.
 - [31] T. Holsclaw, U. Alam, B. Sanso, H. Lee, K. Heitmann, S. Habib,, D. Higdon, Nonparametric Reconstruction of the Dark Energy Equation of State from Diverse Data Sets, Phys. Rev. D 84 (2011) 083501, arXiv: 1104.2041.
 - [32] A. Shafieloo, V. Sahni,, A. A. Starobinsky, A new null diagnostic customized for reconstruct-

- ing the properties of dark energy from BAO data, *Phys. Rev. D* 86 (2012) 103527, arXiv: 1205.2870.
- [33] M. Seikel, C. Clarkson,, M. Smith, Reconstruction of dark energy and expansion dynamics using Gaussian processes, *JCAP* 06 (2012) 036, arXiv: 1204.2832.
 - [34] Q. Gao, Y. Gong, Constraints on slow-roll thawing models from fundamental constants, *Int. J. Mod. Phys. D* 22 (2013) 1350035, arXiv: 1212.6815.
 - [35] Y. Gong, Q. Gao, On the effect of the degeneracy among dark energy parameters, *Eur. Phys. J. C* 74 (2014) 2729, arXiv: 1301.1224.
 - [36] S. Yahya, M. Seikel, C. Clarkson, R. Maartens,, M. Smith, Null tests of the cosmological constant using supernovae, *Phys. Rev. D* 89 (2014) 023503, arXiv: 1308.4099.
 - [37] V. Sahni, A. Shafieloo,, A. A. Starobinsky, Model independent evidence for dark energy evolution from Baryon Acoustic Oscillations, *Astrophys. J. Lett.* 793 (2014) L40, arXiv: 1406.2209.
 - [38] S. Nesseris, D. Sapone, Novel null-test for the Λ cold dark matter model with growth-rate data, *Int. J. Mod. Phys. D* 24 (2015) 1550045, arXiv: 1409.3697.
 - [39] R.-G. Cai, Z.-K. Guo,, T. Yang, Null test of the cosmic curvature using $H(z)$ and supernovae data, *Phys. Rev. D* 93 (2016) 043517, arXiv: 1509.06283.
 - [40] Z. Li, J. E. Gonzalez, H. Yu, Z.-H. Zhu,, J. S. Alcaniz, Constructing a cosmological model-independent Hubble diagram of type Ia supernovae with cosmic chronometers, *Phys. Rev. D* 93 (2016) 043014, arXiv: 1504.03269.
 - [41] S. D. P. Vitenti, M. Penna-Lima, A general reconstruction of the recent expansion history of the universe, *JCAP* 09 (2015) 045, arXiv: 1505.01883.
 - [42] M.-J. Zhang, J.-Q. Xia, Test of the cosmic evolution using Gaussian processes, *JCAP* 12 (2016) 005, arXiv: 1606.04398.
 - [43] J.-J. Wei, X.-F. Wu, An Improved Method to Measure the Cosmic Curvature, *Astrophys. J.* 838 (2017) 160, arXiv: 1611.00904.
 - [44] H. Yu, B. Ratra,, F.-Y. Wang, Hubble Parameter and Baryon Acoustic Oscillation Measurement Constraints on the Hubble Constant, the Deviation from the Spatially Flat Λ CDM Model, the Deceleration–Acceleration Transition Redshift, and Spatial Curvature, *Astrophys. J.* 856 (2018) 3, arXiv: 1711.03437.
 - [45] M. K. Yennapureddy, F. Melia, Reconstruction of the HII Galaxy Hubble Diagram using Gaussian Processes, *JCAP* 11 (2017) 029, arXiv: 1711.03454.

- [46] H. Velten, S. Gomes,, V. C. Busti, Gauging the cosmic acceleration with recent type Ia supernovae data sets, *Phys. Rev. D* 97 (2018) 083516, arXiv: 1801.00114.
- [47] V. Marra, D. Sapone, Null tests of the standard model using the linear model formalism, *Phys. Rev. D* 97 (2018) 083510, arXiv: 1712.09676.
- [48] F. Melia, M. K. Yennapureddy, Model Selection Using Cosmic Chronometers with Gaussian Processes, *JCAP* 02 (2018) 034, arXiv: 1802.02255.
- [49] A. Gómez-Valent, L. Amendola, H_0 from cosmic chronometers and Type Ia supernovae, with Gaussian Processes and the novel Weighted Polynomial Regression method, *JCAP* 04 (2018) 051, arXiv: 1802.01505.
- [50] A. M. Pinho, S. Casas,, L. Amendola, Model-independent reconstruction of the linear anisotropic stress η , *JCAP* 11 (2018) 027, arXiv: 1805.00027.
- [51] B. S. Haridasu, V. V. Luković, M. Moresco,, N. Vittorio, An improved model-independent assessment of the late-time cosmic expansion, *JCAP* 10 (2018) 015, arXiv: 1805.03595.
- [52] S. Capozziello, Ruchika,, A. A. Sen, Model independent constraints on dark energy evolution from low-redshift observations, *Mon. Not. Roy. Astron. Soc.* 484 (2019) 4484, arXiv: 1806.03943.
- [53] R. Arjona, S. Nesseris, What can Machine Learning tell us about the background expansion of the Universe?, *Phys. Rev. D* 101 (2020) 123525, arXiv: 1910.01529.
- [54] J. F. Jesus, R. Valentim, A. A. Escobal,, S. H. Pereira, Gaussian Process Estimation of Transition Redshift, *JCAP* 04 (2020) 053, arXiv: 1909.00090.
- [55] F. O. Franco, C. Bonvin,, C. Clarkson, A null test to probe the scale-dependence of the growth of structure as a test of General Relativity, *Mon. Not. Roy. Astron. Soc.* 492 (2020) L34, arXiv: 1906.02217.
- [56] C. A. P. Bengaly, Evidence for cosmic acceleration with next-generation surveys: A model-independent approach, *Mon. Not. Roy. Astron. Soc.* 499 (2020) L6, arXiv: 1912.05528.
- [57] Y. Yang, Y. Gong, The evidence of cosmic acceleration and observational constraints, *JCAP* 06 (2020) 059, arXiv: 1912.07375.
- [58] S. Dhawan, J. Alsing,, S. Vagnozzi, Non-parametric spatial curvature inference using late-Universe cosmological probes, *Mon. Not. Roy. Astron. Soc.* 506 (2021) L1, arXiv: 2104.02485.
- [59] M. R. Gangopadhyay, M. Sami,, M. K. Sharma, Phantom dark energy as a natural selection of evolutionary processes a^ la genetic algorithm and cosmological tensions, *Phys. Rev. D* 108

- (2023) 103526, arXiv: 2303.07301.
- [60] M. K. Sharma, M. Sami, Reconciling Early and Late Time Tensions with Reinforcement Learning, arXiv: 2408.04204.
 - [61] B. R. Dinda, A new diagnostic for the null test of dynamical dark energy in light of DESI 2024 and other BAO data, JCAP 09 (2024) 062, arXiv: 2405.06618.
 - [62] J.-Q. Jiang, D. Pedrotti, S. S. da Costa,, S. Vagnozzi, Non-parametric late-time expansion history reconstruction and implications for the Hubble tension in light of recent DESI and Type Ia supernovae data, arXiv: 2408.02365.
 - [63] B. Ghosh, C. Bengaly, Consistency tests between SDSS and DESI BAO measurements, Phys. Dark Univ. 46 (2024) 101699, arXiv: 2408.04432.
 - [64] M. Cort  s, A. R. Liddle, Interpreting DESI's evidence for evolving dark energy, arXiv: 2404.08056.
 - [65] D. Shlivko, P. J. Steinhardt, Assessing observational constraints on dark energy, Phys. Lett. B 855 (2024) 138826, arXiv: 2405.03933.
 - [66] J. de Cruz Perez, C.-G. Park,, B. Ratra, Updated observational constraints on spatially flat and nonflat Λ CDM and XCDM cosmological models, Phys. Rev. D 110 (2024) 023506, arXiv: 2404.19194.
 - [67] N. Roy, Dynamical dark energy in the light of DESI 2024 data, arXiv: 2406.00634.
 - [68] A. Chatrchyan, F. Niedermann, V. Poulin,, M. S. Sloth, Confronting Cold New Early Dark Energy and its Equation of State with Updated CMB and Supernovae Data, arXiv: 2408.14537.
 - [69] L. Perivolaropoulos, Hubble Tension or Distance Ladder Crisis?, arXiv: 2408.11031.
 - [70] E. V. Linder, Interpreting Dark Energy Data Away from Λ , arXiv: 2410.10981.
 - [71] G. Payeur, E. McDonough,, R. Brandenberger, Do Observations Prefer Thawing Quintessence?, arXiv: 2411.13637.
 - [72] C.-G. Park, J. de Cruz Perez,, B. Ratra, Is the w_0w_a CDM cosmological parameterization evidence for dark energy dynamics partially caused by the excess smoothing of Planck CMB anisotropy data?, arXiv: 2410.13627.
 - [73] Q. Gao, Z. Peng, S. Gao,, Y. Gong, On the evidence of dynamical dark energy, arXiv: 2411.16046.
 - [74] B. R. Dinda, R. Maartens, Model-agnostic assessment of dark energy after DESI DR1 BAO, arXiv: 2407.17252.

- [75] E. O. Colgáin, M. G. Dainotti, S. Capozziello, S. Pourojaghi, M. M. Sheikh-Jabbari,, D. Stojkovic, Does DESI 2024 Confirm Λ CDM?, arXiv: 2404.08633.
- [76] H. Dembinski, P. O. et al. scikit-hep/iminuit, Dec 2020.
- [77] M. Seikel, C. Clarkson, Optimising Gaussian processes for reconstructing dark energy dynamics from supernovae, arXiv: 1311.6678.
- [78] S. Anselmi, G. D. Starkman,, A. Renzi, Cosmological forecasts for future galaxy surveys with the linear point standard ruler: Toward consistent BAO analyses far from a fiducial cosmology, Phys. Rev. D 107 (2023) 123506, arXiv: 2205.09098.
- [79] S. Anselmi, P.-S. Corasaniti, A. G. Sanchez, G. D. Starkman, R. K. Sheth,, I. Zehavi, Cosmic distance inference from purely geometric BAO methods: Linear Point standard ruler and Correlation Function Model Fitting, Phys. Rev. D 99 (2019) 123515, arXiv: 1811.12312.
- [80] S. Anselmi, G. D. Starkman, P.-S. Corasaniti, R. K. Sheth,, I. Zehavi, Galaxy Correlation Functions Provide a More Robust Cosmological Standard Ruler, Phys. Rev. Lett. 121 (2018) 021302, arXiv: 1703.01275.
- [81] M. O'Dwyer, S. Anselmi, G. D. Starkman, P.-S. Corasaniti, R. K. Sheth,, I. Zehavi, Linear Point and Sound Horizon as Purely Geometric standard rulers, Phys. Rev. D 101 (2020) 083517, arXiv: 1910.10698.