

Efficient Dual-Blind Deconvolution for Joint Radar-Communication Systems Using ADMM: Enhancing Channel Estimation and Signal Recovery in 5G mmWave Networks

Anis Hamadouche and Mathini Sellathurai

Abstract—This paper introduces an innovative framework to address the dual-blind deconvolution challenge within joint radar-communication (JRC) systems, leveraging the Alternating Direction Method of Multipliers (ADMM) to estimate unknown radar channels G (or communication channel H) and transmitted signals X under convex constraints. The approach iteratively refines G (or H) and X estimates alongside auxiliary and dual variables, employing proximal operators to manage potential non-smoothness in the constraint functions. This method stands out for its computational efficiency and adaptability to a wide array of signal processing and communication problems where blind deconvolution is pivotal. Performance analysis reveals a notable reduction in communication mismatch and demonstrates significant improvements in key system metrics such as the Signal-to-Interference-plus-Noise Ratio (SINR), spectrum efficiency, and radar mutual information, particularly within the context of 5G millimeter-wave (mmWave) systems. These results underscore the proposed framework’s potential to enhance the synergy between radar and communication functions, promoting more effective spectrum utilization and environmental sensing capabilities in next-generation wireless technologies.

Index Terms—Dual-Blind Deconvolution; Joint Radar-Communication; Convex Optimization; Proximal Gradient; ADMM

I. INTRODUCTION

Dual-Blind Deconvolution is a problem that aims to simultaneously recover both the signal and the blur kernel (filter) from an observed blurry image without any prior knowledge about the signal or the kernel. Traditional blind deconvolution aims to recover only the signal while assuming some prior knowledge about the blur kernel. In contrast, dual-blind deconvolution does not make any assumptions and attempts to recover both.

Mathematically, the deconvolution problem can be modeled as:

$$y = x * k + n$$

where y is the observed blurred signal or image, x is the original (unknown) signal or image, k is the unknown blur kernel or filter, $*$ denotes convolution, and n is noise.

The aim is to recover both x and k from y without any prior knowledge. This problem is ill-posed because there are many

pairs (x, k) that could produce the same y , especially when n is unknown and possibly non-negligible.

To address the ill-posed nature of the problem, various regularizations and priors are often introduced to impose some constraints or assumptions on either x or k or both. The problem then becomes:

$$\min_{x,k} \|y - x * k\|_2^2 + \lambda (R(x) + S(k))$$

where $\|\cdot\|_2$ is the L2-norm (or Euclidean norm), $R(x)$ and $S(k)$ are regularization terms for x and k respectively, and λ is a regularization parameter.

The above optimization problem seeks to find the best x and k that explain y while adhering to some regularities described by $R(x)$ and $S(k)$.

Numerous algorithms and approaches, leveraging iterative methods, alternating minimization, and advanced optimization techniques, have been developed to tackle the dual-blind deconvolution problem, given its inherent challenges.

In the context of multiple-input multiple-output (MIMO) wireless communication systems, blind deconvolution becomes even more challenging due to the increased complexity of the system. MIMO systems employ multiple antennas at both the transmitter and the receiver to enhance communication performance, offering spatial multiplexing gains, increased capacity, and enhanced reliability.

For a MIMO system with N_t transmit antennas and N_r receive antennas, the received signal matrix \mathbf{Y} can be described as:

$$\mathbf{Y} = \mathbf{H}\mathbf{X} + \mathbf{N}$$

where \mathbf{Y} is an $N_r \times T$ received signal matrix, \mathbf{H} is an $N_r \times N_t$ MIMO channel matrix, \mathbf{X} is an $N_t \times T$ transmitted signal matrix, \mathbf{N} is an $N_r \times T$ noise matrix, and T is the number of transmitted symbols.

In a MIMO dual-blind deconvolution scenario, the goal is to estimate both the transmitted signal matrix \mathbf{X} and the MIMO channel matrix \mathbf{H} from the received signal matrix \mathbf{Y} without prior knowledge of either.

This can be formulated as an optimization problem:

$$\min_{\mathbf{H}, \mathbf{X}} \|\mathbf{Y} - \mathbf{H}\mathbf{X}\|_F^2 + \lambda (R(\mathbf{H}) + S(\mathbf{X}))$$

where $\|\cdot\|_F$ is the Frobenius norm, $R(\mathbf{H})$ and $S(\mathbf{X})$ are respectively the channel and signal matrices regularisation terms, and λ is a regularisation parameter.

In Joint Radar-Communication (JRC) systems, the communication channel \mathbf{H} is typically known a-priori, and the objective is to re-use the communication resources for radar operation. The radar channel \mathbf{G} is typically unknown due to the complexity of the interactions of the targets with the environment. The MIMO JRC dual-blind deconvolution problem can be formulated as follows:

$$\min_{\mathbf{G}, \mathbf{X}} \frac{\lambda_{radar}}{2} \|\mathbf{Y}^r - \mathbf{G}\mathbf{X}\|_F^2 + \frac{\lambda_{comm}}{2} \|\mathbf{Y}^c - \mathbf{H}\mathbf{X}\|_F^2 + \lambda (R(\mathbf{G}) + C(\mathbf{X})) \quad (1)$$

where we assume completely or partially unknown radar channel \mathbf{G} . Specifically, when the radar channel is partially unknown due to additive perturbations $\Delta\mathbf{G}$, problem (1) becomes

$$\min_{\mathbf{X}} \max_{\Delta\mathbf{G}} \frac{\lambda_{radar}}{2} \|\mathbf{Y}^r - (\mathbf{G} + \Delta\mathbf{G})\mathbf{X}\|_F^2 + \frac{\lambda_{comm}}{2} \|\mathbf{Y}^c - \mathbf{H}\mathbf{X}\|_F^2 + \lambda_r R(\Delta\mathbf{G}) + \lambda_c C(\mathbf{X}) \quad (2)$$

where $\Delta\mathbf{G}$ is a random matrix associated with array imperfections such as: element position errors, phase errors, amplitude errors, mutual coupling, failed/degraded elements, manufacturing tolerance variations, temperature and environmental factors, etc.

The dual-blind deconvolution problem in JRC MIMO systems can be quite challenging, and specialized algorithms and techniques are often required to solve it effectively. In this work, we use the above approach to mitigate radar and/or communication channel uncertainties in joint radar-communication systems under radar and/or communication system constraints. We propose a new formulation and a fast algorithm to achieve low-latency dual-blind deconvolution in the presence of channel uncertainties. The proposed framework is flexible and can incorporate different constraints and application requirements. To our knowledge, there is no fast and adaptive algorithm that can achieve online JRC dual-blind deconvolution. The next section discusses some of the most recent and related works.

II. RELATED WORK

Recent advancements in joint radar-communication (JRC) systems have been significantly driven by the development of dual-blind deconvolution (DBD) techniques, as evidenced by the works of Vargas et al. [6, 3], Monsalve et al. [2], and Jacome et al. [5, 4]. Central to these studies is the challenge of estimating unknown radar and communication channels, along with transmit signals, in scenarios where traditional methods fall short due to their complexity and dynamic nature.

Key innovations in this field include the introduction of atomic norm minimization and sum of multivariate atomic norms (SoMAN) minimization techniques [6, 3, 1, 5]. These

methods exploit the sparsity of radar and communication channels, effectively addressing the ill-posed nature of DBD. Additionally, Monsalve et al. [2] innovated by applying Beurling-Selberg extremization for optimal separation of radar and communication channels, further improving DBD recovery through nuclear norm minimization and MUSIC methods. Jacome et al. [4] extended DBD techniques to dynamic scenarios using a linear state space model (LSSM) and factor graph processing, demonstrating robust performance even in noisy environments. These developments collectively mark a significant stride in efficient spectrum utilization and management for JRC systems, showcasing the ability to adapt to various complex and dynamic scenarios.

III. NOTATION AND ASSUMPTIONS

In this paper, various symbols and notations are used to describe the mathematical models and algorithms for dual-blind deconvolution in constrained joint radar-communication systems. \mathbf{Y}^r and \mathbf{Y}^c denote the radar and communication signals, respectively, while \mathbf{G} represents the radar channel model matrix with $\Delta\mathbf{G}$ signifying its uncertainty. The determinant and identity matrix of size N_t are denoted as det and \mathbf{I}_{N_t} , respectively. The noise variances for radar and communication channels are represented by σ_r^2 and σ_c^2 , with their corresponding covariance matrices denoted by \mathbf{R} . The j -th beamforming vector associated with the j -th communication channel is w_j , with the complex matrix conjugate and transpose represented by $(\cdot)^H$ and $(\cdot)^T$, respectively. P_D , W , and S stand for the probability of detection, beamforming matrix, and message signal, while Ω and H denote the additive white Gaussian noise (AWGN) in the radar and communication models. N , N_t , N_r , and M indicate the AWGN in the communication model, number of transmission and receiver antennas, and number of communication users. The data rate, subband, and spectral efficiency for the j -th communication channel are R_j , B_j , and SE_j , with the bandwidth allocation for radar and the j -th communication user represented by ρ_r and $\rho_{comm,j}$. The sparsity regularization weight is ρ_s , with $\beta_{i,j}$ indicating the reliability mask for the i, j -th phase shifter. The total power budget, minimum data rate requirement, and maximum channel capacity for the j -th user are P_t , $R_{min,j}$, and $C_{max,j}$, while the objective weighting factors for radar and communication are λ_{radar} and λ_{comm} . The Frobenius norm, trace of a matrix, infinity norm, upper bound on radar's channel uncertainty.

IV. PROPOSED SOLUTION

The proximal point algorithm (PPA) is a classical iterative optimization method that, for solving a minimization problem, introduces a proximal regularization term. Given a function f that we want to minimize, the update rule for PPA is:

$$x^{(k+1)} = \arg \min_x \left(f(x) + \frac{1}{2\alpha} \|x - x^{(k)}\|_2^2 \right)$$

where $\alpha > 0$ is a parameter.

For the dual-blind deconvolution problem in MIMO systems, the function to minimize can be:

$$f(\mathbf{H}, \mathbf{X}) = \|\mathbf{Y} - \mathbf{H}\mathbf{X}\|_F^2 + \lambda (R(\mathbf{H}) + S(\mathbf{X}))$$

Given this, the PPA update for this problem can be formulated as:

$$\begin{aligned} (\mathbf{H}^{(k+1)}, \mathbf{X}^{(k+1)}) = \arg \min_{\mathbf{H}, \mathbf{X}} & \left(f(\mathbf{H}, \mathbf{X}) \right. \\ & \left. + \frac{1}{2\alpha} \left(\|\mathbf{H} - \mathbf{H}^{(k)}\|_F^2 + \|\mathbf{X} - \mathbf{X}^{(k)}\|_F^2 \right) \right) \end{aligned} \quad (3)$$

This optimization needs to be solved in each iteration. However, directly solving this problem using the proximal point algorithm can be challenging, especially because of the non-convex nature of the function and the intricacies involved in MIMO systems. One would typically apply alternating minimization or alternating direction method of multipliers (ADMM) combined with proximal methods to break down the complexity.

Let us provide a general outline for solving the MIMO dual-blind deconvolution problem using PPA:

Algorithm 1 PPA-Based Dual-Blind Deconvolution

- 1: **Initialization:** Choose initial estimates $\mathbf{H}^{(0)}$ and $\mathbf{X}^{(0)}$ and set $k = 0$.
 - 2: **repeat**
 - 3: **Proximal Point Update:**
 - 4: - Fix $\mathbf{X}^{(k)}$ and update \mathbf{H} by solving the regularized problem.
 - 5: - Fix $\mathbf{H}^{(k+1)}$ (the one just updated) and update \mathbf{X} by solving the regularized problem.
 - 6: **Convergence Check:** Check the difference between successive iterates.
 - 7: If the difference is below a predefined threshold, or if a maximum number of iterations is reached, stop.
 - 8: Otherwise, increment k and return to step 2.
 - 9: **until** convergence criterion is met
 - 10: **Return** the final estimates $\mathbf{H}^{(k)}$ and $\mathbf{X}^{(k)}$.
-

A. Proximal-gradient descent

The Proximal Gradient Algorithm (also known as ISTA for some problems) is a method used to optimize non-differentiable convex functions. The basic idea is to decompose the function into two parts: a differentiable part and a non-differentiable part that has a simple proximal operator.

For our MIMO dual-blind deconvolution problem:

$$f(\mathbf{H}, \mathbf{X}) = \|\mathbf{Y} - \mathbf{H}\mathbf{X}\|_F^2 + \lambda (R(\mathbf{H}) + S(\mathbf{X}))$$

We can break it down as:

$$f(\mathbf{H}, \mathbf{X}) = g(\mathbf{H}, \mathbf{X}) + h(\mathbf{H}, \mathbf{X})$$

where

$$g(\mathbf{H}, \mathbf{X}) = \|\mathbf{Y} - \mathbf{H}\mathbf{X}\|_F^2$$

$$h(\mathbf{H}, \mathbf{X}) = \lambda (R(\mathbf{H}) + S(\mathbf{X}))$$

Given this, the Proximal Gradient update for this problem is:

$$\mathbf{H}^{(k+1)} = \text{prox}_{\alpha h} \left(\mathbf{H}^{(k)} - \alpha \nabla_{\mathbf{H}} g(\mathbf{H}^{(k)}, \mathbf{X}^{(k)}) \right)$$

$$\mathbf{X}^{(k+1)} = \text{prox}_{\alpha h} \left(\mathbf{X}^{(k)} - \alpha \nabla_{\mathbf{X}} g(\mathbf{H}^{(k+1)}, \mathbf{X}^{(k)}) \right)$$

Where α is the step size, and $\text{prox}_{\alpha h}$ is the proximal operator of function h with step size α .

Algorithm 2 Proximal-Gradient-Based Dual-Blind Deconvolution Algorithm

- 1: **Given:** Initial estimates $\mathbf{H}^{(0)}$, $\mathbf{X}^{(0)}$, step size α , and proximal operator $\text{prox}_{\alpha h}$
 - 2: **Initialize:** Set $k = 0$
 - 3: **repeat**
 - 4: $\mathbf{H}^{(k+1)} = \text{prox}_{\alpha h} \left(\mathbf{H}^{(k)} - \alpha \nabla_{\mathbf{H}} g(\mathbf{H}^{(k)}, \mathbf{X}^{(k)}) \right)$
 - 5: $\mathbf{X}^{(k+1)} = \text{prox}_{\alpha h} \left(\mathbf{X}^{(k)} - \alpha \nabla_{\mathbf{X}} g(\mathbf{H}^{(k+1)}, \mathbf{X}^{(k)}) \right)$
 - 6: $k \leftarrow k + 1$
 - 7: **until** convergence criterion is met
 - 8: **Return:** $\mathbf{H}^{(k)}$, $\mathbf{X}^{(k)}$
-

Note that in practice, deriving the gradients and the proximal operator might require additional mathematical manipulation.

B. The Alternating Direction Method of Multipliers

The Alternating Direction Method of Multipliers (ADMM) is a popular algorithm for solving optimization problems that are separable, making it well-suited for problems involving multiple variables or constraints. It is particularly useful in signal processing, machine learning, and statistics.

For the MIMO dual-blind deconvolution problem:

$$\min_{\mathbf{H}, \mathbf{X}} \|\mathbf{Y} - \mathbf{H}\mathbf{X}\|_F^2 + \lambda (R(\mathbf{H}) + S(\mathbf{X}))$$

We can introduce auxiliary variables, say \mathbf{Z}_1 and \mathbf{Z}_2 , so that $R(\mathbf{H})$ and $S(\mathbf{X})$ terms can be separated. Then, we can express the problem with equality constraints:

$$\min_{\mathbf{H}, \mathbf{X}, \mathbf{Z}_1, \mathbf{Z}_2} \|\mathbf{Y} - \mathbf{H}\mathbf{X}\|_F^2 + \lambda R(\mathbf{Z}_1) + \lambda S(\mathbf{Z}_2)$$

subject to:

$$\mathbf{H} = \mathbf{Z}_1$$

$$\mathbf{X} = \mathbf{Z}_2$$

The augmented Lagrangian for this problem is:

$$\begin{aligned} L(\mathbf{H}, \mathbf{X}, \mathbf{Z}_1, \mathbf{Z}_2, \boldsymbol{\mu}_1, \boldsymbol{\mu}_2) = & \|\mathbf{Y} - \mathbf{H}\mathbf{X}\|_F^2 + \lambda R(\mathbf{Z}_1) \\ & + \lambda S(\mathbf{Z}_2) + \langle \boldsymbol{\mu}_1, \mathbf{H} - \mathbf{Z}_1 \rangle \\ & + \langle \boldsymbol{\mu}_2, \mathbf{X} - \mathbf{Z}_2 \rangle + \frac{\rho}{2} \|\mathbf{H} - \mathbf{Z}_1\|_F^2 + \frac{\rho}{2} \|\mathbf{X} - \mathbf{Z}_2\|_F^2 \end{aligned} \quad (4)$$

Where $\boldsymbol{\mu}_1$ and $\boldsymbol{\mu}_2$ are the dual variables (Lagrange multipliers) and $\rho > 0$ is the penalty parameter.

Algorithm 3 ADMM-Based Dual-Blind Deconvolution

- 1: Initialize $\mathbf{H}^0, \mathbf{X}^0, \mathbf{Z}_1^0, \mathbf{Z}_2^0, \boldsymbol{\mu}_1^0, \boldsymbol{\mu}_2^0$
 - 2: **for** $k = 0, 1, 2, \dots$ until convergence **do**
 - 3: Update \mathbf{H} :
$$\mathbf{H}^{k+1} = \arg \min_{\mathbf{H}} L(\mathbf{H}, \mathbf{X}^k, \mathbf{Z}_1^k, \mathbf{Z}_2^k, \boldsymbol{\mu}_1^k, \boldsymbol{\mu}_2^k)$$
 - 4: Update \mathbf{X} :
$$\mathbf{X}^{k+1} = \arg \min_{\mathbf{X}} L(\mathbf{H}^{k+1}, \mathbf{X}, \mathbf{Z}_1^k, \mathbf{Z}_2^k, \boldsymbol{\mu}_1^k, \boldsymbol{\mu}_2^k)$$
 - 5: Update \mathbf{Z}_1 :
$$\mathbf{Z}_1^{k+1} = \arg \min_{\mathbf{Z}_1} L(\mathbf{H}^{k+1}, \mathbf{X}^{k+1}, \mathbf{Z}_1, \mathbf{Z}_2^k, \boldsymbol{\mu}_1^k, \boldsymbol{\mu}_2^k)$$
 - 6: Update \mathbf{Z}_2 :
$$\mathbf{Z}_2^{k+1} = \arg \min_{\mathbf{Z}_2} L(\mathbf{H}^{k+1}, \mathbf{X}^{k+1}, \mathbf{Z}_1^{k+1}, \mathbf{Z}_2, \boldsymbol{\mu}_1^k, \boldsymbol{\mu}_2^k)$$
 - 7: Update dual variables $\boldsymbol{\mu}_1$ and $\boldsymbol{\mu}_2$:
$$\boldsymbol{\mu}_1^{k+1} = \boldsymbol{\mu}_1^k + \rho(\mathbf{H}^{k+1} - \mathbf{Z}_1^{k+1})$$

$$\boldsymbol{\mu}_2^{k+1} = \boldsymbol{\mu}_2^k + \rho(\mathbf{X}^{k+1} - \mathbf{Z}_2^{k+1})$$
 - 8: **end for**
-

For our MIMO dual-blind deconvolution problem and the constraints introduced, the ADMM involves updating each of the variables \mathbf{H} , \mathbf{X} , \mathbf{Z}_1 , \mathbf{Z}_2 , $\boldsymbol{\mu}_1$, and $\boldsymbol{\mu}_2$ iteratively as follows:

where ρ is the penalty parameter.

Note that the actual formulae for each of these updates would involve setting derivatives of the augmented Lagrangian to zero, and potentially applying the proximal operator to some terms. Depending on the form of $R(\mathbf{H})$ and $S(\mathbf{X})$, the exact form of each update can vary and can be more or less difficult to compute. The above is a general algorithmic structure, and deriving each update would require more detailed knowledge of the specific problem and the nature of the functions involved.

Assuming $(2\mathbf{X}\mathbf{X}^T + \rho\mathbf{I})$ is invertible, \mathbf{H} is iteratively updated as follows (see Appendix A):

$$\mathbf{H} = (2\mathbf{Y}\mathbf{X}^T - \boldsymbol{\mu}_1 + \rho\mathbf{Z}_1)(2\mathbf{X}\mathbf{X}^T + \rho\mathbf{I})^{-1}$$

Note that this solution is valid if $(2\mathbf{X}\mathbf{X}^T + \rho\mathbf{I})$ is invertible. If it is not invertible (for example, if \mathbf{X} does not have full column rank), we would need to use a pseudo-inverse or another method to find a solution. In numerical implementations, direct inversion might lead to stability issues, especially for large matrices or ill-conditioned systems. It is often better to use numerical techniques that are more stable and efficient.

The expression for \mathbf{H} provides the matrix update formula that will be used in step 3 of Algorithm 3.

To calculate the gradient of the Lagrangian $L(\mathbf{H}, \mathbf{X}, \mathbf{Z}_1, \mathbf{Z}_2, \boldsymbol{\mu}_1, \boldsymbol{\mu}_2)$ with respect to \mathbf{X} , we need to differentiate each term in the Lagrangian that involves \mathbf{X} . The given Lagrangian is:

$$\begin{aligned} L(\mathbf{H}, \mathbf{X}, \mathbf{Z}_1, \mathbf{Z}_2, \boldsymbol{\mu}_1, \boldsymbol{\mu}_2) &= \|\mathbf{Y} - \mathbf{H}\mathbf{X}\|_F^2 + \lambda R(\mathbf{Z}_1) + \lambda S(\mathbf{Z}_2) \\ &\quad + \langle \boldsymbol{\mu}_1, \mathbf{H} - \mathbf{Z}_1 \rangle + \langle \boldsymbol{\mu}_2, \mathbf{X} - \mathbf{Z}_2 \rangle \\ &\quad + \frac{\rho}{2} \|\mathbf{H} - \mathbf{Z}_1\|_F^2 + \frac{\rho}{2} \|\mathbf{X} - \mathbf{Z}_2\|_F^2 \end{aligned}$$

To find $\nabla_{\mathbf{X}}L$, we only need to consider the terms that involve \mathbf{X} . The \mathbf{X} update rule is given by (see Appendix B for detailed derivation):

$$\mathbf{X} = (\rho\mathbf{I} + 2\mathbf{H}^T\mathbf{H})^{-1}(2\mathbf{H}^T\mathbf{Y} - \boldsymbol{\mu}_2 + \rho\mathbf{Z}_2)$$

The solution is valid if the matrix $(\rho\mathbf{I} + 2\mathbf{H}^T\mathbf{H})$ is invertible. If it is not invertible or poorly conditioned, we might need to adjust ρ as to make it well-conditioned this can sometimes help to stabilize the inversion. In practice, especially with large matrices, direct matrix inversion can be computationally expensive and potentially unstable. Numerical methods like the use of matrix decomposition techniques (e.g., LU, Cholesky, or QR decomposition) are typically preferred for solving such equations.

The expression for \mathbf{X} provides the matrix update formula that will be used in step 4 of Algorithm 3.

C. The differentiable case

To calculate the gradient of the Lagrangian $L(\mathbf{H}, \mathbf{X}, \mathbf{Z}_1, \mathbf{Z}_2, \boldsymbol{\mu}_1, \boldsymbol{\mu}_2)$ with respect to \mathbf{Z}_1 , we need to differentiate the terms that involve \mathbf{Z}_1 . The given Lagrangian is:

$$\begin{aligned} L(\mathbf{H}, \mathbf{X}, \mathbf{Z}_1, \mathbf{Z}_2, \boldsymbol{\mu}_1, \boldsymbol{\mu}_2) &= \|\mathbf{Y} - \mathbf{H}\mathbf{X}\|_F^2 + \lambda R(\mathbf{Z}_1) + \lambda S(\mathbf{Z}_2) \\ &\quad + \langle \boldsymbol{\mu}_1, \mathbf{H} - \mathbf{Z}_1 \rangle + \langle \boldsymbol{\mu}_2, \mathbf{X} - \mathbf{Z}_2 \rangle \\ &\quad + \frac{\rho}{2} \|\mathbf{H} - \mathbf{Z}_1\|_F^2 + \frac{\rho}{2} \|\mathbf{X} - \mathbf{Z}_2\|_F^2 \end{aligned}$$

We can rewrite the ADMM-Based Dual-Blind Deconvolution algorithm with the specified updates for \mathbf{H} , \mathbf{X} , \mathbf{Z}_1 , and \mathbf{Z}_2 (see Appendix C) as Algorithm 4.

This rewritten algorithm incorporates the specific update formulas for \mathbf{H} , \mathbf{X} , \mathbf{Z}_1 , and \mathbf{Z}_2 into the ADMM framework. The updates for \mathbf{Z}_1 and \mathbf{Z}_2 include gradient steps with learning rates η_{Z_1} and η_{Z_2} , respectively, which are applied to the gradients of the Lagrangian with respect to these variables. This algorithm assumes that $R(\mathbf{Z}_1)$ and $S(\mathbf{Z}_2)$ are differentiable, as their gradients are used in the updates for \mathbf{Z}_1 and \mathbf{Z}_2 .

D. The non-differentiable case

When dealing with a non-differentiable term like $R(\mathbf{Z}_1)$ in the Lagrangian $L(\mathbf{H}, \mathbf{X}, \mathbf{Z}_1, \mathbf{Z}_2, \boldsymbol{\mu}_1, \boldsymbol{\mu}_2)$, the proximal operator becomes a useful tool. The proximal operator of a function is a way of approximating a solution to an optimization problem involving that function, particularly when the function is not differentiable.

The proximal operator of R at a point \mathbf{Z}_1 is defined as:

$$\text{prox}_{\lambda R}(\mathbf{V}) = \arg \min_{\mathbf{U}} \left\{ \lambda R(\mathbf{U}) + \frac{1}{2} \|\mathbf{U} - \mathbf{V}\|_F^2 \right\}$$

Algorithm 4 ADMM-Based Dual-Blind Deconvolution (the smooth case)

- 1: Initialize $\mathbf{H}^0, \mathbf{X}^0, \mathbf{Z}_1^0, \mathbf{Z}_2^0, \boldsymbol{\mu}_1^0, \boldsymbol{\mu}_2^0$
 - 2: **for** $k = 0, 1, 2, \dots$ until convergence **do**
 - 3: Update \mathbf{H} :
$$\mathbf{H}^{k+1} = (2\mathbf{Y}\mathbf{X}^{kT} - \boldsymbol{\mu}_1^k + \rho\mathbf{Z}_1^k)(2\mathbf{X}\mathbf{X}^{kT} + \rho\mathbf{I})^{-1}$$
 - 4: Update \mathbf{X} :
$$\mathbf{X}^{k+1} = (\rho\mathbf{I} + 2\mathbf{H}^{k+1T}\mathbf{H}^{k+1})^{-1}(2\mathbf{H}^{k+1T}\mathbf{Y} - \boldsymbol{\mu}_2^k + \rho\mathbf{Z}_2^k)$$
 - 5: Update \mathbf{Z}_1 with gradient step:
$$\mathbf{Z}_1^{k+1} = \mathbf{Z}_1^k - \eta_{Z_1} (\lambda \nabla R(\mathbf{Z}_1^k) - \boldsymbol{\mu}_1^k + \rho(\mathbf{Z}_1^k - \mathbf{H}^{k+1}))$$
 - 6: Update \mathbf{Z}_2 with gradient step:
$$\mathbf{Z}_2^{k+1} = \mathbf{Z}_2^k - \eta_{Z_2} (\lambda \nabla S(\mathbf{Z}_2^k) - \boldsymbol{\mu}_2^k + \rho(\mathbf{Z}_2^k - \mathbf{X}^{k+1}))$$
 - 7: Update dual variables $\boldsymbol{\mu}_1$ and $\boldsymbol{\mu}_2$:
$$\begin{aligned} \boldsymbol{\mu}_1^{k+1} &= \boldsymbol{\mu}_1^k + \rho(\mathbf{H}^{k+1} - \mathbf{Z}_1^{k+1}) \\ \boldsymbol{\mu}_2^{k+1} &= \boldsymbol{\mu}_2^k + \rho(\mathbf{X}^{k+1} - \mathbf{Z}_2^{k+1}) \end{aligned}$$
 - 8: **end for**
-

where λ is a regularization parameter, and \mathbf{V} is typically the current estimate of the variable being optimized.

In the context of our Lagrangian, let us consider how to compute the proximal operator for $R(\mathbf{Z}_1)$. We need to find the value of \mathbf{Z}_1 that minimizes the following expression:

$$\lambda R(\mathbf{Z}_1) + \frac{\rho}{2} \|\mathbf{H} - \mathbf{Z}_1\|_F^2$$

This can be rewritten as:

$$\mathbf{Z}_1^* = \arg \min_{\mathbf{Z}_1} \left\{ \lambda R(\mathbf{Z}_1) + \frac{\rho}{2} \|\mathbf{H} - \mathbf{Z}_1\|_F^2 \right\}$$

This is essentially the definition of the proximal operator for R at \mathbf{H} with regularization parameter $\frac{\rho}{2\lambda}$. The exact computation depends on the form of R . The proximal operator often has a closed-form solution for many common functions R , especially in convex optimization. For more complex forms, numerical methods may be required to compute it.

For a non-differentiable function $S(\mathbf{Z}_2)$ in the Lagrangian $L(\mathbf{H}, \mathbf{X}, \mathbf{Z}_1, \mathbf{Z}_2, \boldsymbol{\mu}_1, \boldsymbol{\mu}_2)$, we use the proximal operator to approximate a solution. The proximal operator for $S(\mathbf{Z}_2)$ given the terms in the Lagrangian is defined similarly to the one for $R(\mathbf{Z}_1)$.

The proximal operator of S at a point \mathbf{Z}_2 is defined as:

$$\text{prox}_{\lambda S}(\mathbf{V}) = \arg \min_{\mathbf{U}} \left\{ \lambda S(\mathbf{U}) + \frac{1}{2} \|\mathbf{U} - \mathbf{V}\|_F^2 \right\}$$

where λ is a regularization parameter, and \mathbf{V} is typically the current estimate of the variable being optimized.

In the context of our Lagrangian, let us find the proximal operator for $S(\mathbf{Z}_2)$. We need to minimize the following expression for \mathbf{Z}_2 :

$$\lambda S(\mathbf{Z}_2) + \frac{\rho}{2} \|\mathbf{X} - \mathbf{Z}_2\|_F^2$$

This can be rewritten as:

$$\mathbf{Z}_2^* = \arg \min_{\mathbf{Z}_2} \left\{ \lambda S(\mathbf{Z}_2) + \frac{\rho}{2} \|\mathbf{X} - \mathbf{Z}_2\|_F^2 \right\}$$

This is the definition of the proximal operator for S at \mathbf{X} with regularization parameter $\frac{\rho}{2\lambda}$. The exact computation of this proximal operator depends on the specific form and properties of the function S . For many standard functions, especially in convex optimization, the proximal operator has a known closed-form solution. In other cases, numerical methods might be needed.

Let us rewrite the ADMM-Based Dual-Blind Deconvolution algorithm with the updated expressions for \mathbf{H} , \mathbf{X} , \mathbf{Z}_1 , and \mathbf{Z}_2 :

Algorithm 5 ADMM-Based Dual-Blind Deconvolution (non-smooth case)

- 1: Initialize $\mathbf{H}^0, \mathbf{X}^0, \mathbf{Z}_1^0, \mathbf{Z}_2^0, \boldsymbol{\mu}_1^0, \boldsymbol{\mu}_2^0$
 - 2: **for** $k = 0, 1, 2, \dots$ until convergence **do**
 - 3: Update \mathbf{H} with:
$$\mathbf{H}^{k+1} = (2\mathbf{Y}(\mathbf{X}^k)^T - \boldsymbol{\mu}_1^k + \rho\mathbf{Z}_1^k)(2\mathbf{X}^k(\mathbf{X}^k)^T + \rho\mathbf{I})^{-1}$$
 - 4: Update \mathbf{X} with:
$$\mathbf{X}^{k+1} = (\rho\mathbf{I} + 2(\mathbf{H}^{k+1})^T\mathbf{H}^{k+1})^{-1}(2(\mathbf{H}^{k+1})^T\mathbf{Y} - \boldsymbol{\mu}_2^k + \rho\mathbf{Z}_2^k)$$
 - 5: Update \mathbf{Z}_1 with the proximal operator:
$$\mathbf{Z}_1^{k+1} = \arg \min_{\mathbf{Z}_1} \left\{ \lambda R(\mathbf{Z}_1) + \frac{\rho}{2} \|\mathbf{H}^{k+1} - \mathbf{Z}_1\|_F^2 \right\}$$
 - 6: Update \mathbf{Z}_2 with the proximal operator:
$$\mathbf{Z}_2^{k+1} = \arg \min_{\mathbf{Z}_2} \left\{ \lambda S(\mathbf{Z}_2) + \frac{\rho}{2} \|\mathbf{X}^{k+1} - \mathbf{Z}_2\|_F^2 \right\}$$
 - 7: Update dual variables $\boldsymbol{\mu}_1$ and $\boldsymbol{\mu}_2$:
$$\begin{aligned} \boldsymbol{\mu}_1^{k+1} &= \boldsymbol{\mu}_1^k + \rho(\mathbf{H}^{k+1} - \mathbf{Z}_1^{k+1}) \\ \boldsymbol{\mu}_2^{k+1} &= \boldsymbol{\mu}_2^k + \rho(\mathbf{X}^{k+1} - \mathbf{Z}_2^{k+1}) \end{aligned}$$
 - 8: **end for**
-

This revised algorithm incorporates the explicit update rules for \mathbf{H} , \mathbf{X} , \mathbf{Z}_1 , and \mathbf{Z}_2 into the ADMM framework. It is assumed that the proximal operators for \mathbf{Z}_1 and \mathbf{Z}_2 are computed via appropriate optimization techniques, especially in the case of non-differentiable R and S . The algorithm iteratively updates each variable until convergence.

V. EXTENSION TO JOINT RADAR-COMMUNICATION SYSTEMS

In Joint Radar-Communication (JRC) systems, the communication channel \mathbf{H} is typically known a-priori, and the objective is to re-use the communication resources for radar operation. The radar channel \mathbf{G} is typically unknown due to the complexity of the interactions of the targets with the environment. The MIMO JRC dual-blind deconvolution problem can be formulated as follows:

$$\min_{\mathbf{G}, \mathbf{X}} \frac{\lambda_{radar}}{2} \|\mathbf{Y}^r - \mathbf{G}\mathbf{X}\|_F^2 + \frac{\lambda_{comm}}{2} \|\mathbf{Y}^c - \mathbf{H}\mathbf{X}\|_F^2 + \lambda (R(\mathbf{G}) + C(\mathbf{X})) \quad (5)$$

where we assume completely or partially unknown radar channel \mathbf{G} .

Specifically, when the radar channel is partially unknown due to additive perturbations $\Delta\mathbf{G}$, problem (5) becomes

$$\min_{\mathbf{X}} \max_{\Delta\mathbf{G}} \frac{\lambda_{radar}}{2} \|\mathbf{Y}^r - (\mathbf{G} + \Delta\mathbf{G})\mathbf{X}\|_F^2 + \frac{\lambda_{comm}}{2} \|\mathbf{Y}^c - \mathbf{H}\mathbf{X}\|_F^2 + \lambda_R R(\Delta\mathbf{G}) + \lambda_C C(\mathbf{X}) \quad (6)$$

where $\Delta\mathbf{G}$ is a random matrix associated with array imperfections such as: element position errors, phase errors, amplitude errors, mutual coupling, failed/degraded elements, manufacturing tolerance variations, temperature and environmental factors, ...etc.

VI. EXPERIMENTAL RESULTS

We use a dual-function radar and communication system Matlab model for simulation. The model integrates 5G mmWave technology for the radar and a basic MIMO setup for communication. In the radar model, an 8x4 phased array setup (8 transmit/receive antennas elements) operates in the 5G mmWave band at 28 GHz, indicated by the 0.011 metres wavelength. This high frequency and short wavelength enable precise target detection, a key advantage in modern radar systems. The model simulates the detection of 4 targets with uniformly distributed angles across the field of view and random complex radar cross-section coefficients, reflecting a variety of target reflectivities. It employs imperfect steering vectors to model the phase shifts due to antenna arrangement and target angles, constructing a target response matrix to represent aggregated reflected signals.

In the communication model, the system serves 2 users, reflecting a simple MIMO scenario. The communication channel matrix is randomly generated. The model includes signal transmission with AWGN noise, simulating ideal communication scenarios. We calculate SINR for each communication user and aggregate them to evaluate the quality and reliability of the communication link.

Assume we have desired (or received) radar and communication signals Y^r and Y^c , respectively. The radar channel undergoes a random structural perturbation ΔG and the waveform is adaptively designed to mitigate such perturbations. The radar and communication mismatches are plotted below, together with total signal-to noise-ratio (SINR), the total spectral efficiency as well as the mutual information (MUI) between the radar signal Y^r and targets.

The communication mismatch shows a substantial reduction when compared to the radar mismatch. However, there remains a fundamental, irreducible radar mismatch in the order of $O(1/10)$, which impedes the JRC mismatch from attaining an absolute minimum value of zero. The Signal-to-Interference-plus-Noise Ratio (SINR) experiences fluctuations

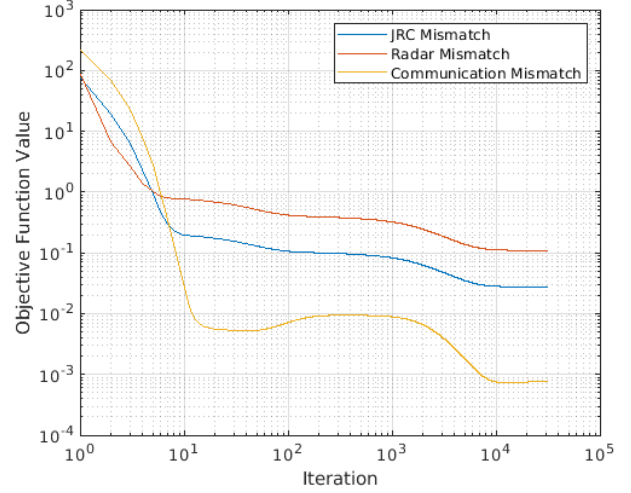


Fig. 1: ADMM convergence in terms of radar, communication and JRC mismatch vs iterations.

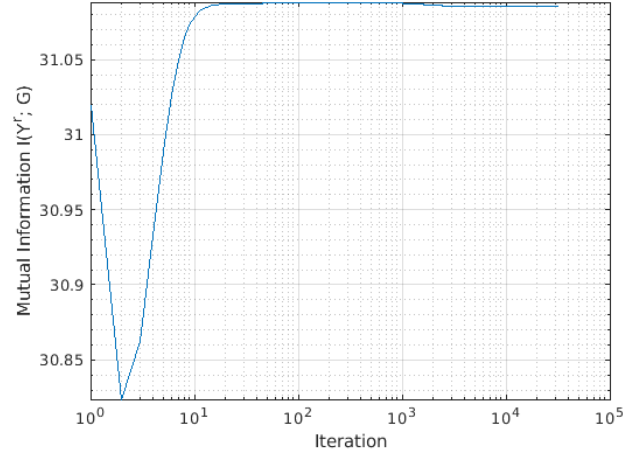


Fig. 2: ADMM convergence in terms of radar mutual information.

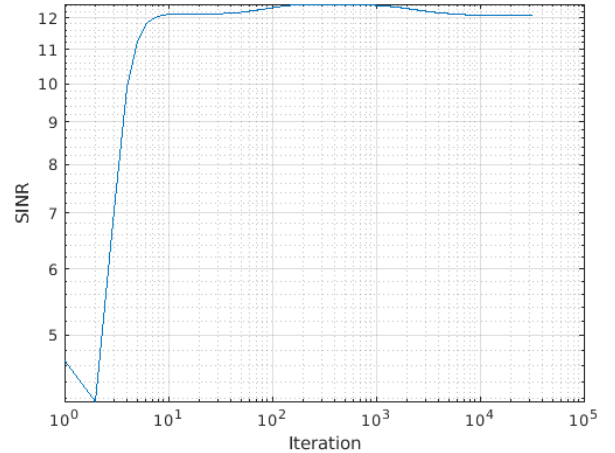


Fig. 3: ADMM convergence in terms of aggregated communication SINR.

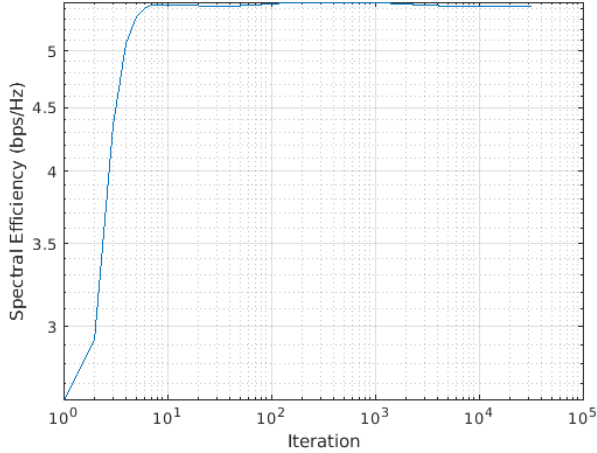


Fig. 4: ADMM convergence in terms of communication spectral efficiency.

before stabilising at a consistent value of 12.1214 dB. In terms of spectrum efficiency, calculated as the total sum of rates divided by the mmWave 5G bandwidth of 28 GHz, there is an initial period of oscillation before it eventually stabilises around 5.4350 bits per second per Hertz (bps/Hz) following 100 ADMM iterations. Similarly, the radar mutual information also reaches its peak of 33.3579 (bps/Hz), after experiencing several oscillations.

The results reflect a well-optimised system that, after initial adjustments, reaches a stable and efficient operating point. The high SINR value ensures reliable communication, the spectrum efficiency is indicative of effective bandwidth utilisation, and the high radar mutual information suggests a strong capability in environmental sensing or target detection. These metrics are especially noteworthy in the context of 5G mmWave systems, where managing high frequencies, wide bandwidths, and integration with other functionalities like radar is challenging.

VII. CONCLUSION

In conclusion, this paper has presented an innovative framework to address the dual-blind deconvolution challenge in joint radar-communication (JRC) systems. By employing the Alternating Direction Method of Multipliers (ADMM), the framework efficiently estimates unknown radar channels \mathbf{G} (or \mathbf{H}) and transmitted signals (\mathbf{X}) under convex constraints. The iterative refinement of \mathbf{G} (or \mathbf{H}) and \mathbf{X} , along with auxiliary and dual variables, proves to be computationally efficient and adaptable across a range of signal processing and communication challenges. Through the use of proximal operators, the method effectively manages non-smooth constraint functions, resulting in significant performance improvements. The analysis demonstrates a substantial reduction in communication mismatch and notable enhancements in key metrics, including the Signal-to-Interference-plus-Noise Ratio (SINR), spectrum efficiency, and radar mutual information, particularly in 5G millimeter-wave (mmWave) systems. These findings highlight the framework's potential to strengthen the integration of radar and communication functions, promoting better

spectrum utilization and enhanced environmental sensing in next-generation wireless technologies.

For future work, we aim to focus on the hardware implementation of the proposed framework to evaluate its practical viability and performance in real-world scenarios. Special attention will be given to addressing potential nonlinearities that may arise in physical hardware components, such as amplifiers and antennas, to ensure robust performance in diverse operational environments. Additionally, more accurate modeling of channel perturbations, including the effects of phase noise and other imperfections, will be incorporated to enhance the system's adaptability and resilience. These advancements will further refine the framework's applicability to modern joint radar-communication systems, paving the way for optimized performance in complex wireless networks.

APPENDIX

A. \mathbf{H} update

To compute the gradient of the Lagrangian $L(\mathbf{H}, \mathbf{X}, \mathbf{Z}_1, \mathbf{Z}_2, \boldsymbol{\mu}_1, \boldsymbol{\mu}_2)$ with respect to \mathbf{H} , we need to find the derivative of each term involving \mathbf{H} . The given Lagrangian is:

$$L(\mathbf{H}, \mathbf{X}, \mathbf{Z}_1, \mathbf{Z}_2, \boldsymbol{\mu}_1, \boldsymbol{\mu}_2) = \|\mathbf{Y} - \mathbf{H}\mathbf{X}\|_F^2 + \lambda R(\mathbf{Z}_1) + \lambda S(\mathbf{Z}_2) + \langle \boldsymbol{\mu}_1, \mathbf{H} - \mathbf{Z}_1 \rangle + \langle \boldsymbol{\mu}_2, \mathbf{X} - \mathbf{Z}_2 \rangle + \frac{\rho}{2} \|\mathbf{H} - \mathbf{Z}_1\|_F^2 + \frac{\rho}{2} \|\mathbf{X} - \mathbf{Z}_2\|_F^2$$

To calculate $\nabla_{\mathbf{H}}L$, we differentiate terms involving \mathbf{H} . Let us break it down:

1. Gradient of the Frobenius Norm Term:

$$\nabla_{\mathbf{H}} \|\mathbf{Y} - \mathbf{H}\mathbf{X}\|_F^2 = \nabla_{\mathbf{H}} \text{Tr} [(\mathbf{Y} - \mathbf{H}\mathbf{X})^T (\mathbf{Y} - \mathbf{H}\mathbf{X})]$$

This simplifies to $-2(\mathbf{Y} - \mathbf{H}\mathbf{X})\mathbf{X}^T$.

2. Gradient of the Inner Product Term with $\boldsymbol{\mu}_1$:

$$\nabla_{\mathbf{H}} \langle \boldsymbol{\mu}_1, \mathbf{H} - \mathbf{Z}_1 \rangle = \boldsymbol{\mu}_1$$

3. Gradient of the Frobenius Norm Regularization Term:

$$\nabla_{\mathbf{H}} \frac{\rho}{2} \|\mathbf{H} - \mathbf{Z}_1\|_F^2 = \rho(\mathbf{H} - \mathbf{Z}_1)$$

Combining these, the gradient of the Lagrangian with respect to \mathbf{H} is:

$$\nabla_{\mathbf{H}}L = -2(\mathbf{Y} - \mathbf{H}\mathbf{X})\mathbf{X}^T + \boldsymbol{\mu}_1 + \rho(\mathbf{H} - \mathbf{Z}_1)$$

To solve the equation $\nabla_{\mathbf{H}}L = 0$ with respect to \mathbf{H} , we need to set the gradient expression to zero and solve for \mathbf{H} . The gradient expression we have is:

$$\nabla_{\mathbf{H}}L = -2(\mathbf{Y} - \mathbf{H}\mathbf{X})\mathbf{X}^T + \boldsymbol{\mu}_1 + \rho(\mathbf{H} - \mathbf{Z}_1) = 0$$

Let us rearrange and solve for \mathbf{H} :

1. Expand and rearrange the equation:

$$-2\mathbf{Y}\mathbf{X}^T + 2\mathbf{H}\mathbf{X}\mathbf{X}^T + \boldsymbol{\mu}_1 + \rho\mathbf{H} - \rho\mathbf{Z}_1 = 0$$

2. Group terms involving \mathbf{H} :

$$2\mathbf{H}\mathbf{X}\mathbf{X}^T + \rho\mathbf{H} = 2\mathbf{Y}\mathbf{X}^T - \boldsymbol{\mu}_1 + \rho\mathbf{Z}_1$$

3. Factor out \mathbf{H} :

$$\mathbf{H}(2\mathbf{X}\mathbf{X}^T + \rho\mathbf{I}) = 2\mathbf{Y}\mathbf{X}^T - \boldsymbol{\mu}_1 + \rho\mathbf{Z}_1$$

where \mathbf{I} is the identity matrix of appropriate size.

4. Solve for \mathbf{H} :

Assuming $(2\mathbf{X}\mathbf{X}^T + \rho\mathbf{I})$ is invertible, solve for \mathbf{H} :

$$\mathbf{H} = (2\mathbf{Y}\mathbf{X}^T - \boldsymbol{\mu}_1 + \rho\mathbf{Z}_1)(2\mathbf{X}\mathbf{X}^T + \rho\mathbf{I})^{-1}$$

B. \mathbf{X} update

Let us differentiate these terms:

1. Gradient of the Frobenius Norm Term:

$$\nabla_{\mathbf{X}} \|\mathbf{Y} - \mathbf{H}\mathbf{X}\|_F^2 = \nabla_{\mathbf{X}} \text{Tr} [(\mathbf{Y} - \mathbf{H}\mathbf{X})^T (\mathbf{Y} - \mathbf{H}\mathbf{X})]$$

This simplifies to $-2\mathbf{H}^T(\mathbf{Y} - \mathbf{H}\mathbf{X})$.

2. Gradient of the Inner Product Term with $\boldsymbol{\mu}_2$:

$$\nabla_{\mathbf{X}} \langle \boldsymbol{\mu}_2, \mathbf{X} - \mathbf{Z}_2 \rangle = \boldsymbol{\mu}_2$$

3. Gradient of the Frobenius Norm Regularization Term:

$$\nabla_{\mathbf{X}} \frac{\rho}{2} \|\mathbf{X} - \mathbf{Z}_2\|_F^2 = \rho(\mathbf{X} - \mathbf{Z}_2)$$

Combining these, the gradient of the Lagrangian with respect to \mathbf{X} is:

$$\nabla_{\mathbf{X}} L = -2\mathbf{H}^T(\mathbf{Y} - \mathbf{H}\mathbf{X}) + \boldsymbol{\mu}_2 + \rho(\mathbf{X} - \mathbf{Z}_2)$$

This gradient can then be used in iterative optimization algorithms for finding the optimal \mathbf{X} in the context of ADMM or similar optimization frameworks.

To solve the equation $\nabla_{\mathbf{X}} L = 0$ for \mathbf{X} , where the gradient of the Lagrangian L with respect to \mathbf{X} is given by

$$\nabla_{\mathbf{X}} L = -2\mathbf{H}^T(\mathbf{Y} - \mathbf{H}\mathbf{X}) + \boldsymbol{\mu}_2 + \rho(\mathbf{X} - \mathbf{Z}_2) = 0$$

we need to isolate \mathbf{X} in this equation.

Let us rearrange the terms:

$$-2\mathbf{H}^T\mathbf{Y} + 2\mathbf{H}^T\mathbf{H}\mathbf{X} + \boldsymbol{\mu}_2 + \rho\mathbf{X} - \rho\mathbf{Z}_2 = 0$$

Group terms involving \mathbf{X} :

$$2\mathbf{H}^T\mathbf{H}\mathbf{X} + \rho\mathbf{X} = 2\mathbf{H}^T\mathbf{Y} - \boldsymbol{\mu}_2 + \rho\mathbf{Z}_2$$

Now, factor out \mathbf{X} :

$$(\rho\mathbf{I} + 2\mathbf{H}^T\mathbf{H})\mathbf{X} = 2\mathbf{H}^T\mathbf{Y} - \boldsymbol{\mu}_2 + \rho\mathbf{Z}_2$$

Solve for \mathbf{X} :

$$\mathbf{X} = (\rho\mathbf{I} + 2\mathbf{H}^T\mathbf{H})^{-1}(2\mathbf{H}^T\mathbf{Y} - \boldsymbol{\mu}_2 + \rho\mathbf{Z}_2)$$

C. Gradient of smooth constraints

To find $\nabla_{\mathbf{Z}_1} L$, we consider the terms that involve \mathbf{Z}_1 :

1. Gradient of the Regularization Term $R(\mathbf{Z}_1)$: Assuming $R(\mathbf{Z}_1)$ is differentiable, its gradient is $\nabla R(\mathbf{Z}_1)$.

2. Gradient of the Inner Product Term with $\boldsymbol{\mu}_1$:

$$\nabla_{\mathbf{Z}_1} \langle \boldsymbol{\mu}_1, \mathbf{H} - \mathbf{Z}_1 \rangle = -\boldsymbol{\mu}_1$$

3. Gradient of the Frobenius Norm Regularization Term:

$$\nabla_{\mathbf{Z}_1} \frac{\rho}{2} \|\mathbf{H} - \mathbf{Z}_1\|_F^2 = \rho(\mathbf{Z}_1 - \mathbf{H})$$

Combining these, the gradient of the Lagrangian with respect to \mathbf{Z}_1 is:

$$\nabla_{\mathbf{Z}_1} L = \lambda \nabla R(\mathbf{Z}_1) - \boldsymbol{\mu}_1 + \rho(\mathbf{Z}_1 - \mathbf{H})$$

To calculate the gradient of the Lagrangian $L(\mathbf{H}, \mathbf{X}, \mathbf{Z}_1, \mathbf{Z}_2, \boldsymbol{\mu}_1, \boldsymbol{\mu}_2)$ with respect to \mathbf{Z}_2 , we consider only the terms in the Lagrangian that involve \mathbf{Z}_2 . The given Lagrangian is:

$$\begin{aligned} L(\mathbf{H}, \mathbf{X}, \mathbf{Z}_1, \mathbf{Z}_2, \boldsymbol{\mu}_1, \boldsymbol{\mu}_2) &= \|\mathbf{Y} - \mathbf{H}\mathbf{X}\|_F^2 + \lambda R(\mathbf{Z}_1) + \lambda S(\mathbf{Z}_2) \\ &\quad + \langle \boldsymbol{\mu}_1, \mathbf{H} - \mathbf{Z}_1 \rangle + \langle \boldsymbol{\mu}_2, \mathbf{X} - \mathbf{Z}_2 \rangle \\ &\quad + \frac{\rho}{2} \|\mathbf{H} - \mathbf{Z}_1\|_F^2 + \frac{\rho}{2} \|\mathbf{X} - \mathbf{Z}_2\|_F^2 \end{aligned}$$

To find $\nabla_{\mathbf{Z}_2} L$, we differentiate the terms involving \mathbf{Z}_2 :

1. Gradient of the Regularization Term $S(\mathbf{Z}_2)$: Assuming $S(\mathbf{Z}_2)$ is differentiable, its gradient is $\nabla S(\mathbf{Z}_2)$.

2. Gradient of the Inner Product Term with $\boldsymbol{\mu}_2$:

$$\nabla_{\mathbf{Z}_2} \langle \boldsymbol{\mu}_2, \mathbf{X} - \mathbf{Z}_2 \rangle = -\boldsymbol{\mu}_2$$

3. Gradient of the Frobenius Norm Regularization Term:

$$\nabla_{\mathbf{Z}_2} \frac{\rho}{2} \|\mathbf{X} - \mathbf{Z}_2\|_F^2 = \rho(\mathbf{Z}_2 - \mathbf{X})$$

Combining these, the gradient of the Lagrangian with respect to \mathbf{Z}_2 is:

$$\nabla_{\mathbf{Z}_2} L = \lambda \nabla S(\mathbf{Z}_2) - \boldsymbol{\mu}_2 + \rho(\mathbf{Z}_2 - \mathbf{X})$$

REFERENCES

- [1] Roman Jacome et al. "Multi-Dimensional Dual-Blind Deconvolution Approach Toward Joint Radar-Communications". In: *2022 IEEE 23rd International Workshop on Signal Processing Advances in Wireless Communication (SPAWC)*. 2022, pp. 1–5. DOI: 10.1109/SPAWC51304.2022.9834016.
- [2] Jonathan Monsalve et al. "Beurling-Selberg extremization for dual-blind deconvolution recovery in joint radar-communications". In: *arXiv preprint arXiv:2211.09253* (2022).
- [3] Edwin Vargas et al. "Joint Radar-Communications Processing from A Dual-Blind Deconvolution Perspective". In: *ICASSP 2022 - 2022 IEEE International Conference on Acoustics, Speech and Signal Processing (ICASSP)*. 2022, pp. 5622–5626. DOI: 10.1109/ICASSP43922.2022.9746868.

- [4] Roman Jacome et al. “Factor graph processing for dual-blind deconvolution at ISAC receiver”. In: *arXiv preprint arXiv:2310.14167* (2023).
- [5] Roman Jacome et al. “Multi-Antenna Dual-Blind Deconvolution for Joint Radar-Communications via SoMAN Minimization”. In: *arXiv preprint arXiv:2303.13609* (2023).
- [6] Edwin Vargas et al. “Dual-Blind Deconvolution for Overlaid Radar-Communications Systems”. In: *IEEE Journal on Selected Areas in Information Theory* 4 (2023), pp. 75–93. DOI: 10.1109/JSAIT.2023.3287823.