

Factors in Fashion: Factor Analysis towards the Mode

Zhe Sun and Yundong Tu*
Guanghua School of Management
Peking University

October 1, 2024

Abstract

The modal factor model represents a new factor model for dimension reduction in high dimensional panel data. Unlike the approximate factor model that targets for the mean factors, it captures factors that influence the conditional mode of the distribution of the observables. Statistical inference is developed with the aid of mode estimation, where the modal factors and the loadings are estimated through maximizing a kernel-type objective function. An easy-to-implement alternating maximization algorithm is designed to obtain the estimators numerically. Two model selection criteria are further proposed to determine the number of factors. The asymptotic properties of the proposed estimators are established under some regularity conditions. Simulations demonstrate the nice finite sample performance of our proposed estimators, even in the presence of heavy-tailed and asymmetric idiosyncratic error distributions. Finally, the application to inflation forecasting illustrates the practical merits of modal factors.

JEL classification: C38; C52; C55.

Keywords: Alternating maximization; Factor model; Mode estimation; Information criteria; Rank estimation.

*Corresponding author. Address: Guanghua School of Management, Peking University, Beijing, 100871, China. E-mail: yundong.tu@gsm.pku.edu.cn.

1 Introduction

Factor model has become one of the most important tools in analyzing high dimensional time series, due to its capability of dimension reduction and feature extraction through a small number of common factors, especially in the era of big data. Theoretical advancements in factor analysis have been made using principal component analysis (Ahn and Horenstein, 2013; Bai, 2003; Bai and Ng, 2002; Forni et al., 2000, 2005; He et al., 2022, PCA) and maximum likelihood approach (Bai and Li, 2016; Wang, 2022), and so on. In the meanwhile, high dimensional factor models have found practical applications in a wide range of financial and economic studies, such as modeling monetary policy (Bernanke and Boivin, 2003), break and threshold detection (Ma and Tu, 2023a,b), group structure identification (Alonso et al., 2020; Ando and Bai, 2017; Zhang et al., 2024), forecasting excess stock returns (Ludvigson and Ng, 2007), bond returns (Ludvigson and Ng, 2009) and macroeconomic time series (Boivin and Ng, 2006; Cheng and Hansen, 2015; Giglio et al., 2016; Stock and Watson, 2002a,b; Tu and Lee, 2019), and among many others. See Fan et al. (2022) for a recent review and references in the above studies for more related literature.

The majority of the above theoretical contributions to factor analysis have been confined to extracting common features that explain the (conditional) mean of the observed high dimensional time series, the factors obtained from which may be referred to as mean factors. While there is no dispute that mean is one of the most commonly used location parameters for a random variable, other location measures, such mode, median, quantiles, and so on, are also frequently seen in empirical studies as they could contain alternative unique distributional information as well. To enable factor analysis across the whole (conditional) distribution, Chen et al. (2021) recently put forward quantile factors that are derived under a quantile factor model. The quantile factors are allowed to vary across the quantile level, and can completely characterize features that shift any part of the conditional distribution. The empirical evidence provided by Chen et al. (2021) demonstrates that quantile factors are very informative for density forecasting of the inflation rate and real GDP growth.

This paper advocates a modal factor model (MFM) in order to capture common features that explain the mode of the (conditional) densities of the observed high dimensional time series. This leads to modal factors that are the most likely to appear in the (condi-

tional) densities, which are thus referred to as “fashionable factors”. It is worth noting that the modal factors are in nature quantile factors corresponding to the quantile level at which the densities of the observed time series reach their peak, just like that mode is a specific quantile at which the density achieves its maximum. In this sense, the modal factor model is nested in the quantile factor model as a special case. However, the latter does not automatically produce the former, because the quantile factors are defined only for a given quantile level τ , whose value at the mode is unknown unless in certain (impractical) scenarios such as that the density is symmetric ($\tau = 0.5$) or is fully known. Consequently, the quantile factor model could fail to reveal how the conditional mode of the high dimensional time series depends on the modal factors directly to detect the “most likely” effect and may produce low density point predictions, as similarly argued by Ullah et al. (2023) in the regression setting. As a result, the modal factor model is potentially a very useful tool that can be of interest in itself, or used to complement the PCA and quantile factors in dimension reduction for high dimensional data.

This paper contributes to the literature in several aspects. First, a modal factor analysis (MFA) procedure, called “alternating modal expectation-maximization”, is proposed to provide a basis on which statistical inference on modal factor model can be conducted. The loss function we use to derive the modal factor and loading estimators involves a kernel function with vanishing bandwidth, which adapts that designed to obtain modal regression estimators (Kemp and Silva, 2012; Yao and Li, 2014). The estimation procedure marries the alternating maximization algorithm used in factor estimation (Chen et al., 2021) and the modal expectation-maximization algorithm adopted in estimating modal regressions (Yao and Li, 2014). The resulting algorithm is computationally efficient and easy to implement with the choice of a normal kernel function, which largely alleviates the practical challenge that there is no analytical closed-form solution for the MFA estimators.

Second, asymptotic properties of the proposed MFA estimators are established. We derive the average convergence rate of the MFA estimators, establish their asymptotic normality, and obtain consistent estimators for the associated asymptotic variances. The results are obtained under the condition that, given the factors, the errors are independent cross-sectionally but follow an α -mixing process time serially, without any restriction imposed on the existence of the error moments. The time serial dependence allowed largely relaxes the independence requirement made by Chen et al. (2021). We show that the MFA estimators converge at the fastest possible rate $L_{NT}^{2/7}$, where $L_{NT} = \min\{N, T\}$,

with N and T being the cross-sectional dimension and the time length, respectively. This rate is slower than the convergence rate $L_{NT}^{1/2}$ for PCA factor estimators (Bai, 2003) and quantile factor estimators (Chen et al., 2021). The slower convergence stems from the nature of nonparametric inference due to the use of a vanishing bandwidth, and is the cost we have to pay for estimating the conditional mode without the knowledge of the density functional form (Parzen, 1962). The optimal order of bandwidth choice is also discussed.

Third, two data-driven model selection methods, based on the rank of a certain matrix and the information criterion, respectively, are proposed to determine the number of modal factors. We characterize the conditions for the tuning parameters under which the selection for the factor number can achieve consistency. Although these selection criteria bear similarity to those used by Chen et al. (2021), there are important distinctions in the theoretical development in current modal factor models, which are outlined in the remarks. Examples of tuning parameter choices that meet the consistency requirement are also provided.

Fourth, numerical evidences are provided to demonstrate the nice finite sample performance of the proposed estimators. In particular, simulated examples show that, in spite of the reduced convergence rate, the MFA estimators can effectively capture the true factor space in a variety of parameter settings, and tend to outperform the PCA and quantile factor estimators (at $\tau = 0.5$), especially when the errors are heavy-tailed. Moreover, the two factor number selection criteria can select the correct number of factors with high probability. The above simulation findings are robust to the presence of heavy-tailed or skewed errors. Finally, empirical applications illustrate that MFA factors contain valuable information in enhancing the predictive accuracy of U.S. inflation rate.

This paper is also related to the growing literature on modal regressions. Kemp and Silva (2012) and Yao and Li (2014) consider the linear modal regression through maximizing a kernel-based objective function with a vanishing bandwidth, and largely extend the pioneer work of Lee (1989, 1993) by developing asymptotic results under skewed error distributions. For nonparametric modal regressions, Yao et al. (2012) estimate the global conditional mode by local polynomial smoothing, while Chen et al. (2016) estimate the collection of all conditional modes based on a kernel density estimate. Recently, Ullah et al. (2021) study the fixed effects modal regression for panel data, Ullah et al. (2023) consider a semiparametric partially linear varying coefficient modal regression,

and Wang (2024) investigates the nonlinear modal regression for dependent data. It is worth emphasizing that the above studies only involve observed regressors, while both the factors and loadings are unknown and need to be estimated in the current setup. There has been no study that considers the inference on the conditional mode in factor models so far. We note that Sando and Hino (2020) propose a modal PCA that uses the probability density value of the mode as a measure of concentration, the direction maximizes which is regarded as the minor component (factor) direction. In that way, their formulation is notably different from ours, and they do not consider the asymptotic properties of the estimators. These differences highlight the new contribution of current paper.

The outline of the rest of this paper is as follows. Section 2 introduces MFM, provides a list of illustrative examples of MFM, presents the MFA estimators and the computational algorithm, and proposes two methods for selecting the number of factors. Section 3 establishes the asymptotic properties of the proposed estimators. Section 4 evaluates the finite sample performance of the estimators using Monte Carlo simulations. Section 5 assesses the predictive power of the MFA factors in forecasting U.S. inflation rate. The proofs of Theorems 3.1, 3.4 and 3.5 are contained in the Appendix, while the proofs of Theorems 3.2 and 3.3, together with some additional simulation results, are relegated to the Supplementary Material.

Notations. For any real number a , $\text{sgn}(a) = 1$ if $a \geq 0$ and -1 if $a < 0$. For any matrix \mathbf{A} , let $\text{rank}(\mathbf{A})$, $\text{tr}(\mathbf{A})$, \mathbf{A}' , $\|\mathbf{A}\| = [\text{tr}(\mathbf{A}'\mathbf{A})]^{1/2}$ and $\text{vech}(\mathbf{A})$ denote its rank, trace, transpose, Frobenius norm and the vectorization of \mathbf{A} , respectively. For any square matrix \mathbf{B} with real eigenvalues, denote $\rho_{\min}(\mathbf{B})$ (resp. $\rho_{\max}(\mathbf{B})$) as its minimum (resp. maximum) eigenvalue, \mathbf{B}_{jj} as its j -th diagonal element, and $\text{sgn}(\mathbf{B})$ as a diagonal matrix whose j -th diagonal element equals $\text{sgn}(\mathbf{B}_{jj})$. We use $\mathbf{B} > 0$ (resp. $\mathbf{B} < 0$) to signify that \mathbf{B} is positive (resp. negative) definite.

2 The model and estimation

Section 2.1 presents the modal factor models. Section 2.2 defines the estimators for the factors and the loadings, and introduces an algorithm to obtain the estimators. Section 2.3 proposes two criteria for selecting the number of factors.

2.1 The modal factor model

Suppose that the observed variables $\{X_{it}; i = 1, \dots, N, t = 1, \dots, T\}$ satisfy the following modal factor model (MFM):

$$\text{Mode}(X_{it}|\mathbf{f}_{0t}) = \boldsymbol{\lambda}'_{0i}\mathbf{f}_{0t}, \quad \text{for } i = 1, \dots, N; t = 1, \dots, T, \quad (2.1)$$

where \mathbf{f}_{0t} is an $r \times 1$ vector of random common factors, $\boldsymbol{\lambda}_{0i}$ is an $r \times 1$ vector of non-random factor loadings, with the conditional mode function of X_{it} given \mathbf{f}_{0t} denoted as

$$\text{Mode}(X_{it}|\mathbf{f}_{0t}) = \arg \max_x f_{X_{it}}(x|\mathbf{f}_{0t}),$$

and $f_{X_{it}}(\cdot|\mathbf{f}_{0t})$ being the conditional distribution of X_{it} given \mathbf{f}_{0t} . Let $e_{it}^0 = X_{it} - \boldsymbol{\lambda}'_{0i}\mathbf{f}_{0t}$ denote the idiosyncratic error, then (2.1) can be equivalently represented as

$$\begin{aligned} X_{it} &= \boldsymbol{\lambda}'_{0i}\mathbf{f}_{0t} + e_{it}^0, \\ \text{Mode}(e_{it}^0|\mathbf{f}_{0t}) &= \arg \max_e g_{e_{it}^0}(e|\mathbf{f}_{0t}) = 0, \quad \text{for } i = 1 \dots, N; t = 1, \dots, T, \end{aligned}$$

where $g_{e_{it}^0}(\cdot|\mathbf{f}_{0t})$ is the conditional density of e_{it}^0 given \mathbf{f}_{0t} .

If the $g_{e_{it}^0}(\cdot|\mathbf{f}_{0t})$ is symmetric about 0 across both i and t , then $\text{Mode}(X_{it}|\mathbf{f}_{0t}) = E(X_{it}|\mathbf{f}_{0t})$. In this case, the factors and loadings from the above model are the same as those of the approximate factor models (AFMs), and thus can be estimated by principal component analysis (PCA) as studied by [Bai and Ng \(2002\)](#) and [Bai \(2003\)](#), provided that certain moment conditions hold for the error terms. However, if $g_{e_{it}^0}(\cdot|\mathbf{f}_{0t})$ is skewed for some i and t , then these components from the two models become different. The following example provides more illustrations on the relationship among our MFM, the AFM ([Bai and Ng, 2002](#)) and the quantile factor model ([Chen et al., 2021](#), QFM).

Example 2.1 *Let $\{e_{it}\}$ be independent and identically distributed (i.i.d.) errors with density function $g_e(\cdot)$ and cumulative distribution function $G_e(\cdot)$. Let $Q_e(\tau) = G_e^{-1}(\tau) = \inf\{c : G_e(c) \geq \tau\}$ be the quantile function of e_{it} . Additionally, let $\mathbf{f}_{1t} \in \mathbb{R}^{r_1}, \mathbf{f}_{2t} \in \mathbb{R}^{r_2}$, where r_1 and r_2 are positive constants, and $\{e_{it}\}$ is independent of $\{\mathbf{f}_{1t}\}$ and $\{\mathbf{f}_{2t}\}$. Without loss of generality, suppose that $E(e_{it}) = 0$, $Q_e(\tau_0) = 0$ for some $\tau_0 \in [0, 1]$, and $\text{Mode}(e_{it}) = e_m$, which corresponds to the τ_m -th quantile, i.e., $Q_e(\tau_m) = e_m$ for some $\tau_m \in [0, 1]$.*

Consider the following location-scale-shift factor model:

$$X_{it} = \boldsymbol{\lambda}'_i\mathbf{f}_{1t} + \boldsymbol{\alpha}'_i\mathbf{f}_{2t}e_{it},$$

where $\boldsymbol{\lambda}_i \in \mathbb{R}^{r_1}$, $\boldsymbol{\alpha}_i \in \mathbb{R}^{r_2}$, $\boldsymbol{\alpha}_i' \mathbf{f}_{2t} > 0$. Let $\mathbf{f}_t = [\mathbf{f}'_{1t}, \mathbf{f}'_{2t}]'$.

(a) If \mathbf{f}_{2t} and \mathbf{f}_{1t} do not share any common element, then

$$E(X_{it}|\mathbf{f}_t) = \boldsymbol{\lambda}'_i \mathbf{f}_{1t}, \quad \text{Mode}(X_{it}|\mathbf{f}_t) = \boldsymbol{\lambda}_i^{M'} \mathbf{f}_t, \quad Q_{X_{it}}(\tau|\mathbf{f}_t) = \boldsymbol{\lambda}_i(\tau)' \mathbf{f}_t,$$

where $\boldsymbol{\lambda}_i^M = [\boldsymbol{\lambda}'_i, e_m \boldsymbol{\alpha}'_i]'$, $\boldsymbol{\lambda}_i(\tau) = [\boldsymbol{\lambda}'_i, Q_e(\tau) \boldsymbol{\alpha}'_i]'$.

(b) If $\mathbf{f}_{2t} = \mathbf{f}_{1t}$, then

$$E(X_{it}|\mathbf{f}_t) = \boldsymbol{\lambda}'_i \mathbf{f}_{1t}, \quad \text{Mode}(X_{it}|\mathbf{f}_t) = \boldsymbol{\lambda}_i^{M'} \mathbf{f}_{1t}, \quad Q_{X_{it}}(\tau|\mathbf{f}_t) = \boldsymbol{\lambda}_i(\tau)' \mathbf{f}_{1t},$$

where $\boldsymbol{\lambda}_i^M = \boldsymbol{\lambda}_i + e_m \boldsymbol{\alpha}_i$, $\boldsymbol{\lambda}_i(\tau) = \boldsymbol{\lambda}_i + Q_e(\tau) \boldsymbol{\alpha}_i$.

(c) If $e_m = 0$ and $\tau = \tau_0$, then

$$E(X_{it}|\mathbf{f}_t) = \text{Mode}(X_{it}|\mathbf{f}_t) = Q_{X_{it}}(\tau|\mathbf{f}_t) = \boldsymbol{\lambda}'_i \mathbf{f}_{1t}.$$

The above example illustrates that only in case (c) where $e_m = 0$ and $\tau = \tau_0$, AFM, MFM and QFM have the same representation, while in general the three models are different. In particular, the above example demonstrates that different characteristics of X_{it} can be driven by different common factors. For instance, in case (a), the conditional mean of X_{it} is only affected by \mathbf{f}_{1t} , while the conditional mode and quantiles of X_{it} are affected by both \mathbf{f}_{1t} and \mathbf{f}_{2t} if the location and scale factors are different. From this perspective, MFM can capture (scale) factors that are missed by AFM.

2.2 Estimating the factors and loadings

For the observed sample $\{X_{it}\}$, we take the fixed-effect approach that treats $\{\mathbf{f}_{0t}\}$ and $\{\boldsymbol{\lambda}_{0i}\}$ as unknown parameters to be estimated, while the asymptotic analysis is conditional on $\{\mathbf{f}_{0t}\}$. We first assume that the factor number r_0 is known in this subsection. The data-driven selection of r_0 will be presented in Section 2.3.

Let $M = (N+T)r_0$, $\boldsymbol{\theta} = (\boldsymbol{\lambda}'_1, \dots, \boldsymbol{\lambda}'_N, \mathbf{f}'_1, \dots, \mathbf{f}'_T)'$. Denote $\boldsymbol{\theta}_0 = (\boldsymbol{\lambda}'_{01}, \dots, \boldsymbol{\lambda}'_{0N}, \mathbf{f}'_{01}, \dots, \mathbf{f}'_{0T})'$ as the vector of true parameters, and write $\boldsymbol{\Lambda}_0 = (\boldsymbol{\lambda}_{01}, \dots, \boldsymbol{\lambda}_{0N})'$, $\mathbf{F}_0 = (\mathbf{f}_{01}, \dots, \mathbf{f}_{0T})'$. The dependence of $\boldsymbol{\theta}$ and $\boldsymbol{\theta}_0$ on M is suppressed for notational convenience.

A well-known fact in factor models (Bai and Ng, 2002) is that $\{\boldsymbol{\lambda}_{0i}\}$ and $\{\mathbf{f}_{0t}\}$ cannot be separately identified without imposing certain normalizations. Without loss of generality, we adopt the following normalizations:

$$\begin{aligned} \frac{1}{T} \sum_{t=1}^T \mathbf{f}_t \mathbf{f}_t' &= \mathbb{I}_{r_0}, \\ \frac{1}{N} \sum_{i=1}^N \boldsymbol{\lambda}_i \boldsymbol{\lambda}_i', &\text{ is diagonal with non-increasing diagonal elements.} \end{aligned} \quad (2.2)$$

Let $\mathcal{A}, \mathcal{F} \subset \mathbb{R}^{r_0}$ and define the parameter space as

$$\Theta^{r_0} = \{\boldsymbol{\theta} \in \mathbb{R}^M : \boldsymbol{\lambda}_i \in \mathcal{A}, \mathbf{f}_t \in \mathcal{F} \text{ for all } i, t, \{\boldsymbol{\lambda}_i\} \text{ and } \{\mathbf{f}_t\} \text{ satisfy the normalizations in (2.2)}\}.$$

To estimate the modal factor model parameter $\boldsymbol{\theta}_0$, we follow the strategy of Kemp and Silva (2012) and Yao and Li (2014) to use a kernel-based objective function in the regression setting. Specifically, define

$$\mathbb{M}_{NT}(\boldsymbol{\theta}) = \frac{1}{NT} \sum_{i=1}^N \sum_{t=1}^T K\left(\frac{X_{it} - \boldsymbol{\lambda}_i' \mathbf{f}_t}{h}\right) = \frac{1}{NT} \sum_{i=1}^N \sum_{t=1}^T K_h(X_{it} - \boldsymbol{\lambda}_i' \mathbf{f}_t), \quad (2.3)$$

where $K_h(u) = \frac{1}{h} K(\frac{u}{h})$, $K(\cdot)$ is a smooth kernel function, and h is a bandwidth diminishing towards 0 as $N, T \rightarrow \infty$. The estimator of $\boldsymbol{\theta}_0$ is then defined as

$$\hat{\boldsymbol{\theta}} = \left(\hat{\boldsymbol{\lambda}}_1', \dots, \hat{\boldsymbol{\lambda}}_N', \hat{\mathbf{f}}_1', \dots, \hat{\mathbf{f}}_T'\right)' = \arg \max_{\boldsymbol{\theta} \in \Theta^{r_0}} \mathbb{M}_{NT}(\boldsymbol{\theta}). \quad (2.4)$$

The reason why we estimate $\boldsymbol{\theta}_0$ in this way is related to the fact that, for any fixed $\boldsymbol{\theta}$, $\mathbb{M}_{NT}(\boldsymbol{\theta})$ can be seen as a kernel density estimator for the residuals $e_{it} = X_{it} - \boldsymbol{\lambda}_i' \mathbf{f}_t$ at 0 (i.e. $g_{e_{it}}(0)$). Note that $g_{e_{it}}(0) = E[g_{e_{it}}(0|\mathbf{f}_{0t})] = E[f_{X_{it}}(\boldsymbol{\lambda}_i' \mathbf{f}_t | \mathbf{f}_{0t})] \leq E[f_{X_{it}}(\boldsymbol{\lambda}_{0i}' \mathbf{f}_{0t} | \mathbf{f}_{0t})] = E[g_{e_{it}^0}(0|\mathbf{f}_{0t})]$, provided that $f_{X_{it}}(\boldsymbol{\lambda}_i' \mathbf{f}_t | \mathbf{f}_{0t}) \leq f_{X_{it}}(\boldsymbol{\lambda}_{0i}' \mathbf{f}_{0t} | \mathbf{f}_{0t})$ for all $\boldsymbol{\theta} \in \Theta^{r_0}$, with a strict inequality when $\boldsymbol{\lambda}_i' \mathbf{f}_t \neq \boldsymbol{\lambda}_{0i}' \mathbf{f}_{0t}$. This suggests that $\boldsymbol{\theta}_0$ can be well estimated by the vector at which the kernel density function $\mathbb{M}_{NT}(\boldsymbol{\theta})$ reaches the peak. See Kemp and Silva (2012) and Yao and Li (2014) for illustrations of such criterion function choices in the regression setting.

As typical in modal regressions, the maximization in (2.4) does not yield an analytical closed form for $\hat{\boldsymbol{\theta}}$. For practical implementation, we propose an algorithm, which we call alternating modal expectation-maximization (AMEM), to obtain the numerical estimate

for an observed sample $\{X_{it}\}$. As both the factor and loading vectors are unknown and need to be estimated, the algorithm estimates one by maximizing the objective function in (2.4) given the other and then alternates, until some stopping rule is satisfied. Each maximization involved in the iterated process is essentially a linear modal regression estimation, which can be conveniently solved by the modal expectation-maximization algorithm proposed by Yao and Li (2014).

To precisely describe the algorithm, let $\mathbf{\Lambda} = (\boldsymbol{\lambda}_1, \dots, \boldsymbol{\lambda}_N)'$, $\mathbf{F} = (\mathbf{f}_1, \dots, \mathbf{f}_T)'$, and write

$$\mathbb{M}_{i,T}(\boldsymbol{\lambda}, \mathbf{F}) = \frac{1}{T} \sum_{t=1}^T K_h(X_{it} - \mathbf{f}_t' \boldsymbol{\lambda}) \quad \text{and} \quad \mathbb{M}_{t,N}(\mathbf{\Lambda}, \mathbf{f}) = \frac{1}{N} \sum_{i=1}^N K_h(X_{it} - \boldsymbol{\lambda}_i' \mathbf{f}).$$

Then $\mathbb{M}_{NT}(\boldsymbol{\theta}) = N^{-1} \sum_{i=1}^N \mathbb{M}_{i,T}(\boldsymbol{\lambda}_i, \mathbf{F}) = T^{-1} \sum_{t=1}^T \mathbb{M}_{t,N}(\mathbf{\Lambda}, \mathbf{f}_t)$.

The AMEM algorithm:

Step 1 Choose random starting parameters: $\mathbf{F}^{(0)}, \mathbf{\Lambda}^{(0)}$.

Step 2 For $l \geq 1$, with given $\mathbf{F}^{(l-1)}$, solve $\boldsymbol{\lambda}_i^{(l)} = \arg \max_{\boldsymbol{\lambda}} \mathbb{M}_{i,T}(\boldsymbol{\lambda}, \mathbf{F}^{(l-1)})$ for $i = 1, \dots, N$.

With initial value $\boldsymbol{\lambda}_i(0) = \boldsymbol{\lambda}_i^{(l-1)}$, the solution $\boldsymbol{\lambda}_i^{(l)}$ can be found by repeating the following two steps until convergence:

E-Step: Calculate weights $\pi(t|\boldsymbol{\lambda}_i(k), \mathbf{F}^{(l-1)})$, for $t = 1, \dots, T$ as

$$\pi(t|\boldsymbol{\lambda}_i(k), \mathbf{F}^{(l-1)}) = \frac{K_h(X_{it} - \boldsymbol{\lambda}_i(k)' \mathbf{f}_t^{(l-1)})}{\sum_{t=1}^T K_h(X_{it} - \boldsymbol{\lambda}_i(k)' \mathbf{f}_t^{(l-1)})} \propto K_h(X_{it} - \boldsymbol{\lambda}_i(k)' \mathbf{f}_t^{(l-1)}). \quad (2.5)$$

M-Step: Update $\boldsymbol{\lambda}_i(k+1)$ as

$$\begin{aligned} \boldsymbol{\lambda}_i(k+1) &= \arg \max_{\boldsymbol{\lambda}} \sum_{t=1}^T \{ \pi(t|\boldsymbol{\lambda}_i(k), \mathbf{F}^{(l-1)}) \log K_h(X_{it} - \boldsymbol{\lambda}' \mathbf{f}_t^{(l-1)}) \} \\ &= (\mathbf{F}^{(l-1)T} \mathbf{W}_k \mathbf{F}^{(l-1)})^{-1} \mathbf{F}^{(l-1)T} \mathbf{W}_k \mathbf{X}_i, \end{aligned} \quad (2.6)$$

where $\mathbf{X}_i = (X_{i1}, \dots, X_{iT})'$ and \mathbf{W}_k is a $T \times T$ diagonal matrix with t -th diagonal element $\pi(t|\boldsymbol{\lambda}_i(k), \mathbf{F}^{(l-1)})$.

Step 3 Given $\mathbf{\Lambda}^{(l)}$, solve $\mathbf{f}_t^{(l)} = \arg \max_{\mathbf{f}} \mathbb{M}_{t,N}(\mathbf{\Lambda}^{(l)}, \mathbf{f})$ for $t = 1, \dots, T$ following a similar procedure as outlined in Step 2, with initial value $\mathbf{f}_t(0) = \mathbf{f}_t^{(l-1)}$.

Step 4 For $l = 1, 2, \dots$, iterate Steps 2-3 until $\mathbb{M}_{NT}(\boldsymbol{\theta}^{(L)})$ is close to $\mathbb{M}_{NT}(\boldsymbol{\theta}^{(L-1)})$ for some L , i.e., $|\mathbb{M}_{NT}(\boldsymbol{\theta}^{(L)}) - \mathbb{M}_{NT}(\boldsymbol{\theta}^{(L-1)})| < \epsilon$, for some small positive ϵ , where $\boldsymbol{\theta}^{(l)} = \text{vech}((\boldsymbol{\Lambda}^{(l)})', (\mathbf{F}^{(l)})')$.

Step 5 Normalize $\boldsymbol{\Lambda}^{(L)}$ and $\mathbf{F}^{(L)}$ to satisfy the normalizations in (2.2).

Note that the closed-form solution as shown in (2.6) above during the *M-Step* is only obtained for the standard normal kernel choice $K(u) = \phi(u)$, which largely enhances the computational efficiency. The asymptotic results obtained in this article remain valid for other kernel choices as well, even though in general they do not produce explicit solution as in (2.6), in which cases numerical optimization becomes necessary.

Remark 2.1 (i) *The AMEM algorithm is a hybrid procedure that combines the alternating maximization (AM) algorithm and the modal expectation-maximization (MEM) algorithm. The former refers to the process of alternately maximizing $\mathbb{M}_{NT}(\boldsymbol{\theta})$ with respect to $\boldsymbol{\Lambda}$ or \mathbf{F} given the other, while the latter algorithm is borrowed from Yao and Li (2014) and solves each maximization as a linear modal regression. The idea of AM algorithm has been utilized in a variety of factor models in which no explicit solutions are available for the factor and loading estimators, including the quantile factor model of Chen et al. (2021) and the generalized factor model of Wang (2022), among others.*

(ii) *Following the arguments for Theorem 2.1 of Yao and Li (2014), we can establish the monotonically ascending property of the objective function in Steps 2 and 3, i.e., $\mathbb{M}_{i,T}(\boldsymbol{\lambda}_i(k+1), \mathbf{F}^{(l-1)}) \geq \mathbb{M}_{i,T}(\boldsymbol{\lambda}_i(k), \mathbf{F}^{(l-1)})$, $\mathbb{M}_{t,N}(\boldsymbol{\Lambda}^{(l)}, \mathbf{f}_t(k+1)) \geq \mathbb{M}_{t,N}(\boldsymbol{\Lambda}^{(l)}, \mathbf{f}_t(k))$ for $i = 1, \dots, N; t = 1, \dots, T$, and for each l and k . Consequently, we have that $\mathbb{M}_{NT}(\boldsymbol{\theta} | \boldsymbol{\Lambda}^{(l+1)}, \mathbf{F}^{(l+1)}) \geq \mathbb{M}_{NT}(\boldsymbol{\theta} | \boldsymbol{\Lambda}^{(l+1)}, \mathbf{F}^{(l)}) \geq \mathbb{M}_{NT}(\boldsymbol{\theta} | \boldsymbol{\Lambda}^{(l)}, \mathbf{F}^{(l)})$, for $l = 0, 1, \dots, L$, which guarantees the convergence of the AMEM algorithm.*

(iii) *For both the AM algorithm and the MEM algorithm, the solutions obtained upon convergence are necessarily local maxima. As a result, the converged value obtained by the AMEM algorithm depends on the starting points. To find the global optimum, it is necessary to run the algorithm multiple times with different initial values of $\mathbf{F}^{(0)}$, $\boldsymbol{\Lambda}^{(0)}$, and then choose the best local maximum.*

2.3 Selecting the number of factors

The previous subsection assumes that the number of factors r_0 is known, which is needed to outline the estimation algorithm for the factors and loadings. In practice, data-driven procedures are desired to select the correct r_0 . In the following, we propose two methods that can consistently determine r_0 based on the observed sample.

For the sake of exposition, we first introduce some notations. Let \bar{r} be a large positive integer such that $r_0 < \bar{r} < \infty$. For any $r = 1, \dots, \bar{r}$, let \mathcal{A}^r and \mathcal{F}^r be compact subsets of \mathbb{R}^r . Let $\boldsymbol{\lambda}_i^r, \mathbf{f}_t^r \in \mathbb{R}^r$ for $i = 1, \dots, N, t = 1, \dots, T$, and write $\boldsymbol{\theta}^r = (\boldsymbol{\lambda}_1^{r'}, \dots, \boldsymbol{\lambda}_N^{r'}, \mathbf{f}_1^{r'}, \dots, \mathbf{f}_T^{r'})'$, $\boldsymbol{\Lambda}^r = (\boldsymbol{\lambda}_1^r, \dots, \boldsymbol{\lambda}_N^r)'$, $\mathbf{F}^r = (\mathbf{f}_1^r, \dots, \mathbf{f}_T^r)'$. Similar to (2.2), we adopt the following normalizations:

$$\begin{aligned} \frac{1}{T} \sum_{t=1}^T \mathbf{f}_t^r \mathbf{f}_t^{r'} &= \mathbb{I}_r, \\ \frac{1}{N} \sum_{i=1}^N \boldsymbol{\lambda}_i^r \boldsymbol{\lambda}_i^{r'} &, \quad \text{is diagonal with non-increasing diagonal elements.} \end{aligned} \quad (2.7)$$

Define $\boldsymbol{\Theta}^r = \{\boldsymbol{\theta}^r : \boldsymbol{\lambda}_i^r \in \mathcal{A}^r, \mathbf{f}_t^r \in \mathcal{F}^r \text{ for all } i, t, \{\boldsymbol{\lambda}_i^r\} \text{ and } \{\mathbf{f}_t^r\} \text{ satisfy (2.7)}\}$, and denote

$$\hat{\boldsymbol{\theta}}^r = (\hat{\boldsymbol{\lambda}}_1^{r'}, \dots, \hat{\boldsymbol{\lambda}}_N^{r'}, \hat{\mathbf{f}}_1^{r'}, \dots, \hat{\mathbf{f}}_T^{r'})' = \arg \max_{\boldsymbol{\theta}^r \in \boldsymbol{\Theta}^r} \frac{1}{NT} \sum_{i=1}^N \sum_{t=1}^T K_h(X_{it} - \boldsymbol{\lambda}_i^{r'} \mathbf{f}_t^r). \quad (2.8)$$

Further, let $\hat{\boldsymbol{\Lambda}}^{\bar{r}} = (\hat{\boldsymbol{\lambda}}_1^{\bar{r}}, \dots, \hat{\boldsymbol{\lambda}}_N^{\bar{r}})'$ and write

$$\left(\hat{\boldsymbol{\Lambda}}^{\bar{r}}\right)' \hat{\boldsymbol{\Lambda}}^{\bar{r}}/N = \text{diag}(\hat{\sigma}_{N,1}^{\bar{r}}, \dots, \hat{\sigma}_{N,\bar{r}}^{\bar{r}}).$$

Our first estimator of r_0 is related to the rank of the above matrix. In particular, the rank estimator \hat{r}_{rank} is defined as

$$\hat{r}_{\text{rank}} = \sum_{j=1}^{\bar{r}} \mathbf{1} \{ \hat{\sigma}_{N,j}^{\bar{r}} > P_{1,NT} \},$$

where $P_{1,NT}$ is a sequence that approaches 0 as $N, T \rightarrow \infty$. It is easily seen that \hat{r}_{rank} equals the number of diagonal elements in $\left(\hat{\boldsymbol{\Lambda}}^{\bar{r}}\right)' \hat{\boldsymbol{\Lambda}}^{\bar{r}}/N$ that exceed the threshold $P_{1,NT}$. Consequently, \hat{r}_{rank} can be interpreted as the rank estimator of $\left(\hat{\boldsymbol{\Lambda}}^{\bar{r}}\right)' \hat{\boldsymbol{\Lambda}}^{\bar{r}}/N$. It will be shown that \hat{r}_{rank} approaches r_0 as $N, T \rightarrow \infty$, provided that the tuning parameter $P_{1,NT}$ diminishes at certain rates.

Our second estimator of r_0 is derived from the information criterion (IC), inspired from Bai and Ng (2002). To be specific, we consider the following IC:

$$\text{IC}(r) = -\mathbb{M}_{NT}(\hat{\boldsymbol{\theta}}^r) + r \cdot P_{2,NT}, \quad \text{for } 1 \leq r \leq \bar{r}, \quad (2.9)$$

where $P_{2,NT}$ is a sequence that approaches 0 as $N, T \rightarrow \infty$. The IC-based estimator \hat{r}_{IC} of r_0 is defined as

$$\hat{r}_{\text{IC}} = \arg \min_{1 \leq r \leq \bar{r}} \text{IC}(r).$$

It is worth noting that the computation for \hat{r}_{rank} is significantly less demanding than that for \hat{r}_{IC} . This is because for \hat{r}_{rank} the MFM only needs to be estimated once with the number of factors setting as \bar{r} , while for \hat{r}_{IC} the MFM needs to be estimated \bar{r} times, with the number of factors specified as $r = 1, \dots, \bar{r}$, respectively. This indicates that \hat{r}_{rank} is practical preferred in terms of computational time, particularly with large sample sizes.

3 Asymptotic properties

This section establishes the consistency and asymptotic normality of the proposed estimators for the factors and loadings, and the selection consistency of the two criteria for selecting the factor number.

3.1 Consistency

The following assumptions are needed to facilitate the theoretical development.

Assumption 1 (*Factors and factor loadings*) Suppose that the parameter spaces \mathcal{A} and \mathcal{F} are compact, and $\boldsymbol{\theta}_0$ is an interior point of $\boldsymbol{\Theta}^{r_0}$. Further, it holds that

- (i) $T^{-1} \sum_{t=1}^T \mathbf{f}'_{0t} \mathbf{f}_{0t} \xrightarrow{p} \mathbb{I}_{r_0}$, and there exists a finite positive constant M_1 , such that $\|\mathbf{f}_{0t}\| \leq M_1$ for all $t = 1, \dots, T$.
- (ii) $N^{-1} \sum_{i=1}^N \boldsymbol{\lambda}'_{0i} \boldsymbol{\lambda}_{0i} = \text{diag}(\sigma_{N1}, \dots, \sigma_{Nr_0})$, $\sigma_{N1} \geq \sigma_{N2} \cdots \geq \sigma_{Nr_0}$, and $\sigma_{Nj} \rightarrow \sigma_j$ as $N \rightarrow \infty$ for $j = 1, \dots, r_0$, with $\infty > \sigma_1 > \sigma_2 \cdots > \sigma_{r_0} > 0$. In addition, there exists a finite positive constant M_2 such that $\|\boldsymbol{\lambda}_{0i}\| \leq M_2$ for all $i = 1, \dots, N$.

Assumption 2 (*Cross-section dependence and heteroskedasticity*)

- (i) Given $\{\mathbf{f}_{0t}, 1 \leq t \leq T\}$, $\{e_{it}^0, i = 1, \dots, N; t = 1, \dots, T\}$ are independent across i .
- (ii) The sequence $\{\mathbf{f}_{0t}, \mathbf{e}_t^0\}$ is α -mixing, with mixing coefficients $\alpha(k) \leq B\rho^k$, for $\rho \in (0, 1)$ and $B > 0$, where $\mathbf{e}_t^0 = (e_{1t}^0, \dots, e_{Nt}^0)'$.

Assumption 3 (Conditional density) For notational convenience, let $g_{it}(\cdot) = g_{e_{it}^0}(\cdot | \mathbf{f}_{0t})$,

- (i) $g_{it}(\cdot)$ is continuous and uniformly bounded for all i, t .
- (ii) For any positive real number C , there exists $\underline{g} > 0$ (depending on C) such that $g_{it}(0) - \sup_{|u| \geq C} g_{it}(u) \geq \underline{g}$ for all i, t .
- (iii) $g_{it}(\cdot)$ is three times continuously differentiable, with $g_{it}^{(v)}(u) = \partial^v g_{it}(u) / \partial u^v$ being uniformly bounded for $v = 1, 2, 3$ and for all i, t .
- (iv) $g_{it}^{(1)}(0) = 0$, $-g_{it}^{(2)}(0) \geq \underline{g}_1$ for some $\underline{g}_1 > 0$, and for all i, t .

Assumption 4 (Joint density) Let $g_{it,js}(\cdot, \cdot)$ denote the joint conditional density function of e_{it}^0 and e_{js}^0 , $(i, t) \neq (j, s)$, given \mathbf{f}_{0t} and \mathbf{f}_{0s} . $g_{it,js}(\cdot, \cdot)$ is uniformly bounded for all $i, t, j, s, (i, t) \neq (j, s)$.

Assumption 5 (Kernel function) $K(\cdot) : \mathbb{R} \rightarrow \mathbb{R}$ is a twice continuously differentiable kernel function such that (i) $\int_{-\infty}^{\infty} K(u) du = 1$; (ii) $K(\cdot)$ is symmetric about 0. (iii) $\lim_{u \rightarrow \pm\infty} K(u) = 0$; (iv) $\sup_{u \in \mathbb{R}} |K(u)| = c_0 < \infty$; (v) $\sup_{u \in \mathbb{R}} |K^{(1)}(u)| = c_1 < \infty$, where $K^{(1)}(u) = dK(u)/du$; (vi) $\sup_{u \in \mathbb{R}} |K^{(2)}(u)| = c_2 < \infty$, where $K^{(2)}(u) = d^2K(u)/du^2$; (vii) $\int_{-\infty}^{\infty} |K(u)| u^2 du = L_0 < \infty$; (viii) $\int_{-\infty}^{\infty} |K^{(1)}(u)| du = L_1 < \infty$.

Assumption 6 (Bandwidth) Let $L_{NT} = \min\{N, T\}$, $U_{NT} = \max\{N, T\}$. As $N, T \rightarrow \infty$, we have $\log L_{NT} / (L_{NT} h^3) \rightarrow 0$ and $U_{NT} h^\gamma \rightarrow 0$ for some $\gamma > 3$.¹

Assumption 1 places conditions on the factors and loadings following Bai (2003, Assumptions A, B, G). Assumption 1 (i) requires the factors to be non-degenerate, while Assumption 1 (ii) ensures that each factor has a nontrivial contribution and can be ordered according to their contributions. The requirement that true parameter is an interior point of the compact parameter space has been similarly made in Bai and Li (2016) and

¹Assumption 6 requires $U_{NT} \leq L_{NT}^{\gamma/3}$ for some $\gamma > 3$, which is quite weak when γ is large.

Wang (2022), and is common in nonlinear models where the estimators have no explicit forms.

Assumption 2 imposes restrictions on the dependence of the idiosyncratic errors. In particular, Assumption 2 (i) requires the errors to be cross-sectionally independent, and Assumption 2 (ii) assumes that the errors follow an α -mixing process over time. The mixing property resembles that allowed in Ullah et al. (2021) and largely relaxes the independence requirement imposed by Kemp and Silva (2012) and Yao and Li (2014) for modal regressions and by Chen et al. (2021) for quantile factor models. It is essential for establishing the bound for the sum of dependent variables. Additionally, both cross-sectional and time-series heteroscedasticity are allowed.

Assumption 3 imposes smoothness conditions on the conditional density of the error term. Assumption 3 (ii) requires that the idiosyncratic error has a well defined unique global mode at 0 (Kemp and Silva, 2012; Ullah et al., 2021), which is necessary for parameter identification. Note that $g_{it}(\cdot)$ is allowed to be heterogeneous over i and t , and it is not required to be unimodal. Assumption 3 (iii) assumes the derivatives of the conditional density function up to three order are uniformly bounded (Kemp and Silva, 2012), which is needed to control the remainder term in the Taylor expansion. Assumption 3 (iv) supposes the conditional density function is concave over a neighbourhood of the mode (Kemp et al., 2020), which is required to determine the sign of a specific term in the Taylor expansion. It is worth emphasizing that the existence of moments of the errors is not needed, in contrast to Bai (2003). Assumption 4 stipulates that the joint conditional density of the error terms given the factors should be bounded, which is needed to control the sum of covariances when calculating the variance for the sum of dependent variables (Masry, 1996).

The kernel function under Assumption 5 is a bounded density function that is symmetric about the mode (Yao and Li, 2014), with tail approaching 0 and has bounded first two derivatives (Kemp et al., 2020; Kemp and Silva, 2012). Assumptions 5 (vii) and (viii) are needed when calculating the moments of some random quantities (Kemp et al., 2020). Assumption 6 specifies the convergence rate for the bandwidth required for asymptotic analysis, which is similar to those made by Romano (1988) and Kemp and Silva (2012).

Write $\hat{\Lambda} = (\hat{\lambda}_1, \dots, \hat{\lambda}_N)'$, $\hat{\mathbf{F}} = (\hat{\mathbf{f}}_1, \dots, \hat{\mathbf{f}}_T)'$. For any $\theta_a, \theta_b \in \Theta^{r_0}$, let $\theta_a = (\lambda'_{a1}, \dots, \lambda'_{aN})$,

$\mathbf{f}'_{a1}, \dots, \mathbf{f}'_{aT})'$, $\boldsymbol{\theta}_b = (\boldsymbol{\lambda}'_{b1}, \dots, \boldsymbol{\lambda}'_{bN}, \mathbf{f}'_{b1}, \dots, \mathbf{f}'_{bT})'$, and define

$$d(\boldsymbol{\theta}_a, \boldsymbol{\theta}_b) = \frac{1}{NT} \sum_{i=1}^N \sum_{t=1}^T (\boldsymbol{\lambda}'_{ai} \mathbf{f}_{at} - \boldsymbol{\lambda}'_{bi} \mathbf{f}_{bt})^2,$$

which measures the distance between the common components of $\boldsymbol{\theta}_a$ and $\boldsymbol{\theta}_b$. The following theorem establishes the average convergence rate of $\hat{\mathbf{F}}$ and $\hat{\boldsymbol{\Lambda}}$.

Theorem 3.1 *Under Assumptions 1-6, as $N, T \rightarrow \infty$, it holds that*

$$(a) \quad \|\hat{\boldsymbol{\Lambda}} - \boldsymbol{\Lambda}_0 \hat{\mathbf{S}}\| / \sqrt{N} = O_p \left(\frac{1}{\sqrt{L_{NT} h^3}} + h^2 \right);$$

$$(b) \quad \|\hat{\mathbf{F}} - \mathbf{F}_0 \hat{\mathbf{S}}\| / \sqrt{T} = O_p \left(\frac{1}{\sqrt{L_{NT} h^3}} + h^2 \right);$$

$$(c) \quad d(\hat{\boldsymbol{\theta}}, \boldsymbol{\theta}_0) = O_p \left(\frac{1}{\sqrt{L_{NT} h^3}} + h^2 \right),$$

with $\hat{\mathbf{S}} = \text{sgn}(\hat{\mathbf{F}}' \mathbf{F}_0)$, which appears because the value of $\hat{\boldsymbol{\lambda}}'_i \hat{\mathbf{f}}_t$ remains unchanged if both $\hat{\boldsymbol{\lambda}}_i$ and $\hat{\mathbf{f}}_t$ are multiplied by -1 .

Remark 3.1 (i) *There are two notable differences between our theoretical study for MFM and those in the modal regression setting. First, unlike in the modal regressions (Kemp and Silva, 2012; Yao and Li, 2014) where regressors are observed, both factors and loadings are unobserved in our setup. This calls for simultaneous inference on both the factor and loading estimators. Second, the number of parameters of interest in the regression setting is often of finite dimension, while the number of parameters in MFM diverges along with both N and T . Such distinctions prevent the use of proof strategies designed for modal regression in our theoretical development.*

(ii) *The proof of Theorem 3.1 borrows asymptotic techniques developed by Chen et al. (2021) for analyzing QFM, given that both estimation procedures involve iterative estimation of diverging number of parameters. However, compared to Chen et al. (2021), there exist at least two major innovative aspects in the theoretical development. First, the crucial inequality to bound $d^2(\hat{\boldsymbol{\theta}}, \boldsymbol{\theta}_0)$ in Chen et al. (2021, (A.1) in Appendix A) does not hold in our setup. Instead, Taylor expansion and properties of the error density functions are used to establish the bound. Second, we remove the*

restrictive time serial independence error assumption imposed by [Chen et al. \(2021\)](#) and replace it with a mixing condition in the asymptotic development, under which the exponential-type inequality [Bosq \(2012, Theorem 1.3\)](#) remains effective to control the tail probabilities.

(iii) [Theorem 3.1](#) reveals that the optimal bandwidth order for estimation is $h_{\text{opt}} = O_p(L_{NT}^{-1/7})$, with which the fastest average convergence rates of $\hat{\mathbf{\Lambda}}$ and $\hat{\mathbf{F}}$ are both $L_{NT}^{2/7}$. This rate is slower than the typical rate $L_{NT}^{1/2}$ obtained for factor and loading estimators for the AFM ([Bai and Ng, 2002](#)), the QFM ([Chen et al., 2021](#)) or generalized factor model ([Wang, 2022](#)). This finding aligns with the result in the regression framework, where the fastest convergence rates for the modal regression estimator ([Kemp and Silva, 2012; Yao and Li, 2014](#)) is $n^{2/7}$ and that for the mean regression estimator is $n^{1/2}$, with n representing the sample size. As explained by [Ullah et al. \(2022\)](#), such reduced convergence rate is attributed to the use of a shrinking bandwidth, which makes the modal estimators rely only on the observations in a small neighbourhood of the mode. In spite of this, the simulations in [Section 4](#) indicate that the proposed estimators enjoy desirable estimation accuracy compared to other alternatives.

3.2 Asymptotic normality

We next study the distributional properties of the factor and loading estimators. The following additional assumptions are needed.

Assumption 7 (Kernel function) $K(\cdot)$ is three times continuously differentiable, such that (i) $\sup_{u \in \mathbb{R}} |K^{(3)}(u)| = c_3 < \infty$, where $K^{(3)}(u) = d^3 K(u)/du^3$; (ii) $\int_{-\infty}^{\infty} |K(u)||u|^5 du = L_2 < \infty$; (iii) $\int_{-\infty}^{\infty} |K^{(1)}(u)|^2 |u| du = L_3 < \infty$; (iv) $\int_{-\infty}^{\infty} |K^{(2)}(u)|^2 du = L_4 < \infty$.

Assumption 8 (Conditional density)

(i) $g_{it}(\cdot)$ is six times continuously differentiable, with $g_{it}^{(v)}(u) = \partial^v g_{it}(u)/\partial u^v$ being uniformly bounded for $v = 4, 5, 6$ and for all i, t .

(ii) $g_{it}^{(v)}(0) = 0$ for $v = 3, 5$ and for all i, t .

Assumption 9 (Bandwidth) As $N, T \rightarrow \infty$, $N \propto T$, $Th^{11} \rightarrow \infty$, $Th^{13} \rightarrow 0$.

Assumptions 7-9 strengthen the conditions used in establishing the consistency results earlier. Assumptions 7 and 8 require that the kernel function and the conditional density of the error terms should exhibit higher order smoothness. Assumption 7 is standard in modal regression for asymptotic normality (Kemp et al., 2020; Kemp and Silva, 2012). Assumption 8 is stronger than Assumption B3 in Kemp and Silva (2012), and is required to control the higher order terms in the stochastic expansions of the estimators. Assumption 9 specifies a suitable rate for the bandwidth, which ensures the modal estimators to be asymptotically unbiased.

Define

$$\Phi_i = \text{plim}_{T \rightarrow \infty} \frac{1}{T} \sum_{t=1}^T g_{it}^{(2)}(0) \mathbf{f}_{0t} \mathbf{f}'_{0t}, \quad \Psi_t = \lim_{N \rightarrow \infty} \frac{1}{N} \sum_{i=1}^N g_{it}^{(2)}(0) \boldsymbol{\lambda}_{0i} \boldsymbol{\lambda}'_{0i},$$

and

$$\Sigma_i = \text{plim}_{T \rightarrow \infty} \frac{1}{T} \sum_{t=1}^T L g_{it}(0) \mathbf{f}_{0t} \mathbf{f}'_{0t}, \quad \Omega_t = \lim_{N \rightarrow \infty} \frac{1}{N} \sum_{i=1}^N L g_{it}(0) \boldsymbol{\lambda}_{0i} \boldsymbol{\lambda}'_{0i},$$

where $L = \int_{-\infty}^{\infty} |K^{(1)}(u)|^2 du < \infty$.

Assumption 10 (*Matrix definiteness*)

(i) $\Phi_i < 0$ and $\Psi_t < 0$ for all i, t .

(ii) $\Sigma_i > 0$ and $\Omega_t > 0$ for all i, t .

Assumption 10 requires the matrices to be positive or negative definite, which is essential for establishing the asymptotic variances of the estimators (Chen et al., 2021).

Theorem 3.2 Let $\hat{\mathbf{S}} = \text{sgn}(\hat{\mathbf{F}}' \mathbf{F}_0 / T)$. Under Assumptions 1-10, as $N, T \rightarrow \infty$,

$$\sqrt{Th^3}(\hat{\boldsymbol{\lambda}}_i - \hat{\mathbf{S}} \boldsymbol{\lambda}_{0i}) \xrightarrow{d} \mathcal{N}(0, \Phi_i^{-1} \Sigma_i \Phi_i^{-1}), \quad \sqrt{Nh^3}(\hat{\mathbf{f}}_t - \hat{\mathbf{S}} \mathbf{f}_{0t}) \xrightarrow{d} \mathcal{N}(0, \Psi_t^{-1} \Omega_t \Psi_t^{-1}).$$

Remark 3.2 (i) Theorem 3.2 establishes the limiting distributions of $\hat{\boldsymbol{\lambda}}_i$ and $\hat{\mathbf{f}}_t$. The asymptotic variance for $\hat{\boldsymbol{\lambda}}_i$ and $\hat{\mathbf{f}}_t$ are similar to those for regression coefficient estimator in Kemp and Silva (2012) with observed regressors.

(ii) The proof of this theorem relies on expanding the first order conditions around the true values of the factors and loadings. Taking the first result for example.

Let $K_h^{(j)}(u) = d^j K_h(u)/du^j, j = 1, 2$. The first order condition $\sum_{t=1}^T K_h^{(1)}(X_{it} - \hat{\lambda}'_i \hat{\mathbf{f}}_t) \hat{\mathbf{f}}_t / T = 0$ expanded around $(\hat{\mathbf{S}} \boldsymbol{\lambda}_{0i}, \mathbf{F}_0 \hat{\mathbf{S}})$ gives rise to, after some simple calculations,

$$\begin{aligned} & \frac{1}{T} \sum_{t=1}^T K_h^{(2)}(e_{it}^0) \mathbf{f}_{0t} \mathbf{f}'_{0t} (\hat{\boldsymbol{\lambda}}_i - \hat{\mathbf{S}} \boldsymbol{\lambda}_{0i}) \\ &= \frac{1}{T} \sum_{t=1}^T K_h^{(1)}(e_{it}^0) \hat{\mathbf{S}} \mathbf{f}_{0t} + \frac{1}{T} \sum_{t=1}^T K_h^{(1)}(e_{it}^1) (\hat{\mathbf{f}}_t - \hat{\mathbf{S}} \mathbf{f}_{0t}) - \frac{1}{T} \sum_{t=1}^T K_h^{(2)}(e_{it}^2) \mathbf{f}_{0t} \boldsymbol{\lambda}'_{0i} (\hat{\mathbf{f}}_t - \hat{\mathbf{S}} \mathbf{f}_{0t}) \\ &+ o_p(\|\hat{\boldsymbol{\lambda}}_i - \hat{\mathbf{S}} \boldsymbol{\lambda}_{0i}\|), \end{aligned} \quad (3.1)$$

where $e_{it}^0 = X_{it} - \boldsymbol{\lambda}'_{0i} \mathbf{f}_{0t}$, $\hat{e}_{it} = X_{it} - \hat{\boldsymbol{\lambda}}'_i \hat{\mathbf{f}}_t$, and e_{it}^1, e_{it}^2 lie between e_{it}^0 and \hat{e}_{it} . With the above expansion, the proof then proceeds in two steps. The first step involves demonstrating that both the second and the third terms on the right hand side of (3.1) are $o_p(1/\sqrt{Th^3})$. Since $\hat{\mathbf{f}}_t - \hat{\mathbf{S}} \mathbf{f}_{0t}$ does not yield an analytical form, we require a stochastic expansion for $\hat{\mathbf{f}}_t - \hat{\mathbf{S}} \mathbf{f}_{0t}$. This technical challenge is solved by showing that the expected Hessian matrix is asymptotically block diagonal. In this way, (3.1) can be simplified as

$$\frac{1}{T} \sum_{t=1}^T K_h^{(2)}(e_{it}^0) \mathbf{f}_{0t} \mathbf{f}'_{0t} (\hat{\boldsymbol{\lambda}}_i - \hat{\mathbf{S}} \boldsymbol{\lambda}_{0i}) = \frac{1}{T} \sum_{t=1}^T K_h^{(1)}(e_{it}^0) \hat{\mathbf{S}} \mathbf{f}_{0t} + o_p(1/\sqrt{Th^3}) + o_p(\|\hat{\boldsymbol{\lambda}}_i - \hat{\mathbf{S}} \boldsymbol{\lambda}_{0i}\|).$$

The second step is then to establish the asymptotic normality of $\sum_{t=1}^T K_h^{(1)}(e_{it}^0) \hat{\mathbf{S}} \mathbf{f}_{0t} / T$ under the mixing condition, following the proof strategy used by Masry (1996). Consequently, the asymptotic normality of the loading estimators can be established.

Define

$$\hat{\boldsymbol{\Phi}}_i = \frac{1}{T} \sum_{t=1}^T K_h^{(2)}(X_{it} - \hat{\boldsymbol{\lambda}}'_i \hat{\mathbf{f}}_t) \hat{\mathbf{f}}_t \hat{\mathbf{f}}'_t, \quad \hat{\boldsymbol{\Psi}}_t = \frac{1}{N} \sum_{i=1}^N K_h^{(2)}(X_{it} - \hat{\boldsymbol{\lambda}}'_i \hat{\mathbf{f}}_t) \hat{\boldsymbol{\lambda}}_i \hat{\boldsymbol{\lambda}}'_i,$$

and

$$\hat{\boldsymbol{\Sigma}}_i = \frac{1}{Th} \sum_{t=1}^T [K^{(1)}(\frac{X_{it} - \hat{\boldsymbol{\lambda}}'_i \hat{\mathbf{f}}_t}{h})]^2 \hat{\mathbf{f}}_t \hat{\mathbf{f}}'_t, \quad \hat{\boldsymbol{\Omega}}_t = \frac{1}{Nh} \sum_{i=1}^N [K^{(1)}(\frac{X_{it} - \hat{\boldsymbol{\lambda}}'_i \hat{\mathbf{f}}_t}{h})]^2 \hat{\boldsymbol{\lambda}}_i \hat{\boldsymbol{\lambda}}'_i.$$

The following theorem establishes the consistency of the variance estimators for those of the factor and loading estimators.

Theorem 3.3 *Under Assumptions 1-10, as $N, T \rightarrow \infty$, it holds that*

$$\hat{\boldsymbol{\Phi}}_i^{-1} \hat{\boldsymbol{\Sigma}}_i \hat{\boldsymbol{\Phi}}_i^{-1} \xrightarrow{p} \boldsymbol{\Phi}_i^{-1} \boldsymbol{\Sigma}_i \boldsymbol{\Phi}_i^{-1}, \quad \hat{\boldsymbol{\Psi}}_t^{-1} \hat{\boldsymbol{\Omega}}_t \hat{\boldsymbol{\Psi}}_t^{-1} \xrightarrow{p} \boldsymbol{\Psi}_t^{-1} \boldsymbol{\Omega}_t \boldsymbol{\Psi}_t^{-1}.$$

3.3 Selection consistency

We next consider the consistency for the factor number estimators \hat{r}_{IC} and \hat{r}_{rank} .

Theorem 3.4 *Let $\delta_{NT} = (\sqrt{L_{NT}h^3})^{-1} + h^2$. Under Assumptions 1-6, if $P_{1,NT} \rightarrow 0$, $P_{1,NT}\delta_{NT}^2 \rightarrow \infty$, then $P[\hat{r}_{\text{rank}} = r_0] \rightarrow 1$, as $N, T \rightarrow \infty$.*

Remark 3.3 (i) *Theorem 3.4 establishes the consistency of the rank estimator \hat{r}_{rank} .*

The idea of the proof is as follows. For any $\mathbf{\Lambda}^r$, $r_0 < r \leq \bar{r}$, decompose $\mathbf{\Lambda}^r = [\mathbf{\Lambda}^{r,r_0}, \mathbf{\Lambda}^{r,-r_0}]$, where the submatrix $\mathbf{\Lambda}^{r,r_0}$ collects the first r_0 columns of $\mathbf{\Lambda}^r$, and $\mathbf{\Lambda}^{r,-r_0}$ collects the remaining $r - r_0$ columns. To prove Theorem 3.4, we establish that up to sign, it holds that

$$\|\hat{\mathbf{\Lambda}}^{\bar{r}} - \mathbf{\Lambda}_0^*\|/\sqrt{N} = O_p(\delta_{NT}^{-1}), \quad (3.2)$$

where $\mathbf{\Lambda}_0^ = [\mathbf{\Lambda}_0, \mathbf{0}_{N \times (\bar{r}-r_0)}]$. Then $\hat{\sigma}_{N,j}^{\bar{r}} = \sigma_{Nj} + o_p(1) \xrightarrow{p} \sigma_j > 0$, for $j = 1, \dots, r_0$ by Assumption 1 (ii), and $\hat{\sigma}_{N,j}^{\bar{r}} \leq \sum_{s=r_0+1}^{\bar{r}} \hat{\sigma}_{N,s}^{\bar{r}} = \|\hat{\mathbf{\Lambda}}^{\bar{r},-r_0}\|^2/N = O_p(\delta_{NT}^{-2})$ for $j = r_0 + 1, \dots, \bar{r}$. Therefore, $\hat{\mathbf{\Lambda}}^{\bar{r}'}\hat{\mathbf{\Lambda}}^{\bar{r}}/N$ converges in probability to a matrix with rank r_0 at rate δ_{NT}^2 , which leads to the consistency of \hat{r}_{rank} naturally.*

(ii) *The proof of (3.2) parallels that of Lemma 2 in Chen et al. (2021). The difference lies in that their proof requires $\rho_{\min}[\mathbf{\Lambda}'_0\mathbf{\Lambda}_0] = \sigma_{Nr_0} \xrightarrow{p} \sigma_{r_0} > 0$ as $N \rightarrow \infty$, which is not satisfied here, as $\rho_{\min}[\mathbf{\Lambda}_0^{*'}\mathbf{\Lambda}_0^*] = 0$. We address this discrepancy by showing that, for $\|\mathbf{\Lambda}^r\mathbf{F}^{r'} - \mathbf{\Lambda}_0\mathbf{F}'_0\| \leq \delta$ with $\delta > 0$ sufficiently small and $r > r_0$, $\rho_{\min}[\mathbf{\Lambda}^{r,r_0'}\mathbf{\Lambda}^{r,r_0}]$ is positively bounded below, together with leveraging properties of positive definite matrices.*

Theorem 3.5 *Under Assumptions 1-6, if $P_{2,NT} \rightarrow 0$, $P_{2,NT}\delta_{NT}^2 \rightarrow \infty$, then $P[\hat{r}_{\text{IC}} = r_0] \rightarrow 1$, as $N, T \rightarrow \infty$.*

Remark 3.4 (i) *Theorem 3.5 establishes the consistency of the IC-based estimator \hat{r}_{IC} .*

The proof of this result follows closely from Bai and Ng (2002). In particular, we consider two cases (i) $0 < r < r_0$ and (ii) $r_0 < r \leq \bar{r}$, respectively. For case (i) $0 < r < r_0$, we prove that there exists $C > 0$, such that $\mathbb{M}_{NT}(\hat{\boldsymbol{\theta}}^{r_0}) - \mathbb{M}_{NT}(\hat{\boldsymbol{\theta}}^r) \geq C + o_p(1)$. For case (ii) $r_0 < r \leq \bar{r}$, we demonstrate $\mathbb{M}_{NT}(\hat{\boldsymbol{\theta}}^{r_0}) - \mathbb{M}_{NT}(\hat{\boldsymbol{\theta}}^r) = O_p(\delta_{NT}^{-2})$. Therefore, when $P_{2,NT}$ vanishes at a rate slower than δ_{NT}^2 , for any r such that $0 < r \neq r_0 \leq \bar{r}$, $\text{IC}(r) - \text{IC}(r_0)$ will always be dominated by a positive term. Hence, $P[\hat{r}_{\text{IC}} = r_0] \rightarrow 1$.

(ii) The conditions placed on the penalties in Theorem 3.4 and Theorem 3.5 are identical, therefore, the choices of $P_{1,NT}$ and $P_{2,NT}$ can be made at the same order. With the optimal bandwidth $h = O(L_{NT}^{-1/7})$, we obtain $\delta_{NT} = O(L_{NT}^{2/7})$. For \hat{r}_{rank} , the choice

$$P_{1,NT} = \hat{\sigma}_{N,1}^{\bar{r}} \cdot (L_{NT}^{4/7})^{-0.3},$$

meets the rate requirement, which leads to high probability of correctly selecting the factor number as long as $\min\{N, T\} \geq 100$ in finite sample simulations later on.

For \hat{r}_{IC} , let $\mathbb{M}_{NT} = \frac{1}{NT} \sum_{i=1}^N \sum_{t=1}^T K_h(X_{it})$, then the choice

$$P_{2,NT} = 3/7 \cdot (\mathbb{M}_{NT}(\hat{\boldsymbol{\theta}}^{\bar{r}}) - \mathbb{M}_{NT}) \cdot (L_{NT}^{4/7})^{-0.4},$$

is desirable. Simulations indicate that \hat{r}_{IC} outperforms \hat{r}_{rank} , and \hat{r}_{IC} can accurately select the number of factors in most settings even with sample size as small as $(N, T) = (60, 60)$.

4 Simulation studies

This section conducts a set of Monte Carlo experiments to evaluate the finite sample performance of our proposed estimators, with a comparison to that of the estimators derived under AFM (Bai and Ng, 2002) and QFM (Chen et al., 2021).

4.1 Data generating processes

The data are drawn from the following three-factor model:

$$X_{it} = \sum_{j=1}^3 \lambda_{ji} f_{jt} + e_{it}, \quad \text{for } i = 1, \dots, N; t = 1, \dots, T,$$

where f_{it}, λ_{it} are independent $\mathcal{N}(0, 1)$ variates. For the error term, we entertain three different error specifications.

S1 (Heavy-tailed errors). The error term e_{it} 's are independently drawn from t_ν , the students t -distribution with ν degrees of freedom, for $\nu = 1, 2, 3$.

S2 (Dependent errors). Following Bai and Ng (2002), e_{it} is generated according to

$$e_{it} = \rho e_{it-1} + v_{it} + \sum_{j \neq 0, j=-J}^J \beta v_{i-jt},$$

where $v_{it}'s$ are independently drawn from t_3 . The autoregressive coefficient ρ reflects the serial correlation of e_{it} , while the parameters β and J reflect the cross-sectional dependence of e_{it} . In particular, the following three sets of error dependence parameters are considered.

(D1) Serially correlated errors: $\rho = 0.2, \beta = 0$.

(D2) Cross-sectionally correlated errors: $\rho = 0, \beta = 0.2, J = 3$.

(D3) Serially and cross-sectionally correlated errors: $\rho = 0.2, \beta = 0.2, J = 3$.

S3 (Skewed errors). Following [Yao and Li \(2014\)](#), we entertain a mixture normal distribution for e_{it} ,

$$e_{it} \sim 0.5\mathcal{N}(0.8, 0.6^2) + 0.5\mathcal{N}(-0.8, \sigma^2),$$

where $\sigma \in \{2.6, 3, 3.4\}$. This distribution is skewed left with $E(e_{it}) = 0$, $\text{Mode}(e_{it}) \approx 0.8$, $\text{Median}(e_{it}) \approx \{0.53, 0.57, 0.60\}$, corresponding to the three values of σ . Additionally, as discussed in [Example 2.1](#), to ensure that AFM, MFM and QFM have the same representations, the error terms are accordingly normalized when obtaining the estimates for MFM ($e_{it} - \text{Mode}(e_{it})$) and QFM ($e_{it} - \text{Median}(e_{it})$).

Included in the comparison are the MFA estimator $\hat{\mathbf{F}}_M$ proposed in this paper, the PCA estimator $\hat{\mathbf{F}}_P$ studied by [Bai and Ng \(2002\)](#), and the QFA estimator at $\tau = 0.5$, i.e., $\hat{\mathbf{F}}_Q^{0.5}$ proposed by [Chen et al. \(2021\)](#). To obtain $\hat{\mathbf{F}}_M$, we run the AMEM algorithm with two different sets of random starting parameters, and adopt the estimate that maximizes the objective function. For each error specification, we set $N, T \in \{60, 100, 200\}$. For the tuning parameters, we follow the discussion in [Remark 3.4](#) to set $h = c \cdot L_{NT}^{-1/7}$, $P_{1,NT} = \hat{\sigma}_{N,1}^{\bar{r}} \cdot (L_{NT}^{4/7})^{-0.3}$ and $P_{2,NT} = 3/7 \cdot (\mathbb{M}_{NT}(\hat{\boldsymbol{\theta}}^{\bar{r}}) - \mathbb{M}_{NT}) \cdot (L_{NT}^{4/7})^{-0.4}$. To evaluate the robustness of our MFA estimator to the bandwidth choice, we consider $c \in \{3, 5, 7\}$. Finally, we set the maximum number of factors $\bar{r} = 8$ following [Bai and Ng \(2002\)](#).

Several commonly used criteria are employed to evaluate the performance of the estimators. First, to assess the performance of the estimated factors in capturing the space of the true factors, we consider the trace-ratio statistic adopted by [Boivin and Ng \(2006\)](#) and [Choi et al. \(2018\)](#), which measures the distance between the estimated factor space and the true factor space. Specifically, let $\hat{\mathbf{F}}$ and \mathbf{F}_0 denote the estimated and the true factor matrices, respectively. The trace-ratio statistic $\text{tr}(\hat{\mathbf{F}})$ is defined as

$$\text{tr}(\hat{\mathbf{F}}) = \frac{\text{tr}[\mathbf{F}_0' \hat{\mathbf{F}} (\hat{\mathbf{F}}' \hat{\mathbf{F}})^{-1} \hat{\mathbf{F}}' \mathbf{F}_0]}{\text{tr}(\mathbf{F}_0' \mathbf{F}_0)}.$$

It is seen that $\text{tr}(\hat{\mathbf{F}}) \in [0, 1]$, and a larger $\text{tr}(\hat{\mathbf{F}})$ indicates a smaller distance between the

space spanned by $\hat{\mathbf{F}}$ and \mathbf{F}_0 . Second, to evaluate the precision of model selection, we compute the average estimated number of factors and the frequency of correctly selecting the number of factors. All the results are obtained over $S = 500$ replications.

4.2 Results

Table 1 presents the factor estimation accuracy results under heavy-tailed errors S1. The main findings are summarized as follows. First, both the modal factor $\hat{\mathbf{F}}_M$ and the median factor $\hat{\mathbf{F}}_Q^{0.5}$ can effectively capture the true factor space for all three error choices. Second, our estimator $\hat{\mathbf{F}}_M$ is hardly affected by the choice of bandwidth and consistently outperforms the other two estimators across all parameter configurations. Third, $\hat{\mathbf{F}}_P$ is notably inferior to the other two estimators under t_1 and t_2 errors, but becomes comparable under t_3 errors. Overall, the performances of all three estimators tend to improve as the error distribution shifts from t_1 to t_3 , and as both N and T increase.

The factor estimation accuracy results under dependent errors S2 and skewed errors S3 are presented in the Supplementary Materials. Additional to those discovered from Table 1, there are several new findings which are summarized as follows. First, as the dependence in the error terms increases in S2, the performances of all three estimators deteriorate, but our estimator $\hat{\mathbf{F}}_M$ continues to provide the most accurate estimates in almost all cases. Second, the accuracy of $\hat{\mathbf{F}}_M$ and that of $\hat{\mathbf{F}}_Q^{0.5}$ remain nearly unchanged as the error terms become increasingly skewed in S3, while that of $\hat{\mathbf{F}}_P$ decreases notably. This finding demonstrates that $\hat{\mathbf{F}}_M$ and $\hat{\mathbf{F}}_Q^{0.5}$ exhibit robustness to the presence of skewness as compared to $\hat{\mathbf{F}}_P$. Third, the performance of $\hat{\mathbf{F}}_M$ is only slightly influenced by the choice of bandwidth in S2 and S3, even though the effect seems a bit larger than that in S1.

Table 2 presents the results for model selection using the rank estimator \hat{r}_{rank} and the IC-based estimator \hat{r}_{IC} under S1, while those under S2-S3 are relegated to the Supplementary Material. In these tables, \bar{r}_{rank} and Freq_1 denote the average number of factors selected and the frequency of selecting the correct number of factors by \hat{r}_{rank} , respectively. \bar{r}_{IC} and Freq_2 denote the corresponding estimates for \hat{r}_{IC} . The main findings from Table 2 are summarized as follows. First, although both \hat{r}_{IC} and \hat{r}_{rank} tend to underestimate the factor number with small sample sizes, the probability of correct estimation increases along with N and T . In particular, both estimators can correctly estimate the true factor number when both N and T are as large as 200. Second, \hat{r}_{IC} is more precise with

a smaller bandwidth across all scenarios, while \hat{r}_{rank} seems insensitive to the bandwidth setting. Third, \hat{r}_{IC} tends to outperform \hat{r}_{rank} in almost all cases. Fourth, \hat{r}_{IC} and \hat{r}_{rank} can provide accurate estimates as long as $\min\{N, T\} \geq 100$, while \hat{r}_{rank} achieves high accuracy in most settings even for sample sizes as small as $(N, T) = (60, 60)$.

We finally evaluate the finite sample distributional behavior of the MFA estimators and check how closely the asymptotic distributions derived in Theorem 3.2 approximate the finite sample distributions. Following Bai (2003), we consider the following factor specification:

$$X_{it} = \lambda_i f_t + e_{it},$$

where λ_i, f_t, e_{it} are *i.i.d* $\mathcal{N}(0, 1)$ for all i, t . The number of factors is set to 1, and $(N, T) = (60, 60), (100, 100), (200, 200)$. According to Assumption 9, we set the bandwidth as $h = c \cdot T^{-1/12}, c \in \{3, 5, 7\}$.

Figure S.1 in the Supplementary Material displays standard normal density curve and the histogram for the estimates

$$\sqrt{Nh^3}[\hat{\Psi}_t^{-1}\hat{\Omega}_t\hat{\Psi}_t^{-1}]^{-1/2}(\hat{f}_t - f_{0t}),$$

at $t = T/2$ obtained from 1000 repetitions.² It can be seen that the standard normal density curve provides good approximations to the histograms in all cases. Therefore, the finite sample distribution of the standardized factor estimator is well approximated by standard normal distribution.

We further construct 95% confidence intervals for the true factor process $\{f_{0t}, t = 1, \dots, 20\}$ in Figure S.2. The confidence intervals for the remaining time points are not presented for the sake of clarity. The solid curve in the middle of each plot represents the true factor process, and the dashed curves signify the estimated confidence intervals. It can be observed that, the confidence intervals are hardly sensitive to the choice of bandwidth and contain the true factors in most cases. In addition, they become narrower as N, T grow.

²We choose the sign of \hat{f}_t such that $\hat{\mathbf{S}} = \mathbb{I}_{r_0}$

Table 1: Factor estimation accuracy results for S1.

| | | $T = 60$ | | | $T = 100$ | | | $T = 200$ | | |
|-------------------|---------------------------------------|----------|-------|-------|-----------|-------|-------|-----------|-------|-------|
| | | N | | | N | | | N | | |
| | | 60 | 100 | 200 | 60 | 100 | 200 | 60 | 100 | 200 |
| $e_{it} \sim t_1$ | $\text{tr}(\hat{\mathbf{F}}_M) c = 3$ | 0.944 | 0.970 | 0.987 | 0.946 | 0.972 | 0.987 | 0.947 | 0.973 | 0.987 |
| | $\text{tr}(\hat{\mathbf{F}}_M) c = 5$ | 0.940 | 0.968 | 0.985 | 0.942 | 0.970 | 0.985 | 0.948 | 0.970 | 0.986 |
| | $\text{tr}(\hat{\mathbf{F}}_M) c = 7$ | 0.931 | 0.962 | 0.981 | 0.932 | 0.965 | 0.982 | 0.939 | 0.964 | 0.984 |
| | $\text{tr}(\hat{\mathbf{F}}_P)$ | 0.048 | 0.055 | 0.040 | 0.030 | 0.031 | 0.026 | 0.019 | 0.016 | 0.012 |
| | $\text{tr}(\hat{\mathbf{F}}_Q^{0.5})$ | 0.928 | 0.964 | 0.983 | 0.934 | 0.966 | 0.985 | 0.943 | 0.968 | 0.985 |
| $e_{it} \sim t_2$ | $\text{tr}(\hat{\mathbf{F}}_M) c = 3$ | 0.963 | 0.980 | 0.983 | 0.963 | 0.980 | 0.990 | 0.966 | 0.980 | 0.990 |
| | $\text{tr}(\hat{\mathbf{F}}_M) c = 5$ | 0.961 | 0.980 | 0.990 | 0.962 | 0.980 | 0.990 | 0.965 | 0.979 | 0.990 |
| | $\text{tr}(\hat{\mathbf{F}}_M) c = 7$ | 0.956 | 0.977 | 0.989 | 0.957 | 0.978 | 0.989 | 0.961 | 0.977 | 0.989 |
| | $\text{tr}(\hat{\mathbf{F}}_P)$ | 0.596 | 0.642 | 0.586 | 0.564 | 0.590 | 0.695 | 0.535 | 0.599 | 0.538 |
| | $\text{tr}(\hat{\mathbf{F}}_Q^{0.5})$ | 0.956 | 0.977 | 0.988 | 0.956 | 0.977 | 0.989 | 0.961 | 0.976 | 0.989 |
| $e_{it} \sim t_3$ | $\text{tr}(\hat{\mathbf{F}}_M) c = 3$ | 0.969 | 0.976 | 0.992 | 0.968 | 0.982 | 0.992 | 0.970 | 0.982 | 0.991 |
| | $\text{tr}(\hat{\mathbf{F}}_M) c = 5$ | 0.969 | 0.983 | 0.992 | 0.968 | 0.983 | 0.992 | 0.971 | 0.982 | 0.992 |
| | $\text{tr}(\hat{\mathbf{F}}_M) c = 7$ | 0.966 | 0.982 | 0.991 | 0.965 | 0.982 | 0.991 | 0.969 | 0.981 | 0.991 |
| | $\text{tr}(\hat{\mathbf{F}}_P)$ | 0.934 | 0.955 | 0.984 | 0.929 | 0.919 | 0.983 | 0.949 | 0.967 | 0.981 |
| | $\text{tr}(\hat{\mathbf{F}}_Q^{0.5})$ | 0.962 | 0.979 | 0.990 | 0.962 | 0.979 | 0.990 | 0.965 | 0.979 | 0.990 |

Simulation results over 500 repetitions. The DGP considered in this table: $X_{it} = \sum_{j=1}^3 \lambda_{ji} f_{jt} + e_{it}$, $\lambda_{ji}, f_{jt} \sim i.i.d \mathcal{N}(0, 1)$, $e_{it} \sim t_\nu$, with $\nu = 1$ (upper panel), $\nu = 2$ (middle panel), and $\nu = 3$ (lower panel). $\hat{\mathbf{F}}_M$, $\hat{\mathbf{F}}_P$ and $\hat{\mathbf{F}}_Q^{0.5}$ denote the estimates of the factors by MFA, PCA (Bai and Ng, 2002) and QFA at $\tau = 0.5$ (Chen et al., 2021), respectively. $\text{tr}(\hat{\mathbf{F}}_M)$, $\text{tr}(\hat{\mathbf{F}}_P)$ and $\text{tr}(\hat{\mathbf{F}}_Q^{0.5})$ represent the trace-ratio statistics of $\hat{\mathbf{F}}_M$, $\hat{\mathbf{F}}_P$ and $\hat{\mathbf{F}}_Q^{0.5}$, respectively, where $\hat{\mathbf{F}}_M$ is obtained with the bandwidth $h = c \cdot L_{NT}^{-1/7}$ for $c \in \{3, 5, 7\}$.

Table 2: Factor number estimation results for S1.

| | | $e_{it} \sim t_1$ | | | | $e_{it} \sim t_2$ | | | | $e_{it} \sim t_3$ | | | | |
|---------|-----|-------------------------------|-----------------|-----------------------------|-----------------|-------------------------------|-----------------|-----------------------------|-----------------|-------------------------------|-----------------|-----------------------------|-----------------|------|
| T | N | $\bar{\hat{r}}_{\text{rank}}$ | Freq_1 | $\bar{\hat{r}}_{\text{IC}}$ | Freq_2 | $\bar{\hat{r}}_{\text{rank}}$ | Freq_1 | $\bar{\hat{r}}_{\text{IC}}$ | Freq_2 | $\bar{\hat{r}}_{\text{rank}}$ | Freq_1 | $\bar{\hat{r}}_{\text{IC}}$ | Freq_2 | |
| $c = 3$ | 60 | 60 | 2.45 | 0.41 | 2.95 | 0.89 | 2.77 | 0.65 | 2.96 | 0.91 | 2.45 | 0.45 | 2.95 | 0.95 |
| | 60 | 100 | 2.97 | 0.74 | 2.98 | 0.97 | 2.61 | 0.65 | 2.98 | 0.98 | 2.58 | 0.58 | 2.97 | 0.97 |
| | 60 | 200 | 2.81 | 0.74 | 2.98 | 0.98 | 2.74 | 0.74 | 2.94 | 0.93 | 2.77 | 0.81 | 2.98 | 0.98 |
| | 100 | 60 | 3.02 | 0.65 | 2.97 | 0.97 | 2.68 | 0.71 | 2.98 | 0.98 | 2.45 | 0.48 | 2.99 | 0.99 |
| | 100 | 100 | 3.12 | 0.82 | 3.00 | 1.00 | 2.82 | 0.82 | 3.00 | 1.00 | 2.82 | 0.88 | 3.00 | 1.00 |
| | 100 | 200 | 3.00 | 1.00 | 3.00 | 1.00 | 3.00 | 1.00 | 3.00 | 1.00 | 2.94 | 0.94 | 3.00 | 1.00 |
| | 200 | 60 | 3.06 | 0.61 | 2.96 | 0.94 | 2.81 | 0.81 | 2.98 | 0.98 | 2.55 | 0.65 | 2.96 | 0.96 |
| | 200 | 100 | 2.94 | 0.94 | 3.00 | 1.00 | 3.00 | 1.00 | 3.00 | 1.00 | 2.94 | 0.94 | 3.00 | 1.00 |
| | 200 | 200 | 3.00 | 1.00 | 3.00 | 1.00 | 3.00 | 1.00 | 3.00 | 1.00 | 3.00 | 1.00 | 3.00 | 1.00 |
| $c = 5$ | 60 | 60 | 2.52 | 0.44 | 2.90 | 0.87 | 2.58 | 0.58 | 2.93 | 0.89 | 2.45 | 0.48 | 2.93 | 0.93 |
| | 60 | 100 | 2.77 | 0.65 | 2.97 | 0.95 | 2.61 | 0.65 | 2.93 | 0.91 | 2.48 | 0.48 | 2.97 | 0.97 |
| | 60 | 200 | 2.90 | 0.71 | 2.96 | 0.94 | 2.68 | 0.68 | 2.93 | 0.93 | 2.81 | 0.81 | 2.96 | 0.96 |
| | 100 | 60 | 2.71 | 0.65 | 2.92 | 0.92 | 2.65 | 0.68 | 2.94 | 0.94 | 2.45 | 0.48 | 2.92 | 0.92 |
| | 100 | 100 | 2.88 | 0.76 | 3.00 | 1.00 | 2.82 | 0.82 | 3.00 | 1.00 | 2.82 | 0.88 | 3.00 | 1.00 |
| | 100 | 200 | 3.00 | 1.00 | 3.00 | 1.00 | 3.00 | 1.00 | 3.00 | 1.00 | 2.94 | 0.94 | 3.00 | 1.00 |
| | 200 | 60 | 2.84 | 0.84 | 2.93 | 0.91 | 2.74 | 0.74 | 2.97 | 0.97 | 2.55 | 0.65 | 2.97 | 0.97 |
| | 200 | 100 | 2.94 | 0.94 | 3.00 | 1.00 | 3.00 | 1.00 | 3.00 | 1.00 | 2.94 | 0.94 | 3.00 | 1.00 |
| | 200 | 200 | 3.00 | 1.00 | 3.00 | 1.00 | 3.00 | 1.00 | 3.00 | 1.00 | 3.00 | 1.00 | 3.00 | 1.00 |
| $c = 7$ | 60 | 60 | 2.39 | 0.48 | 2.58 | 0.64 | 2.52 | 0.52 | 2.79 | 0.82 | 2.45 | 0.48 | 2.90 | 0.90 |
| | 60 | 100 | 2.77 | 0.65 | 2.88 | 0.92 | 2.55 | 0.61 | 2.81 | 0.88 | 2.45 | 0.45 | 2.94 | 0.94 |
| | 60 | 200 | 2.81 | 0.81 | 2.88 | 0.88 | 2.68 | 0.68 | 2.87 | 0.89 | 2.77 | 0.77 | 2.94 | 0.94 |
| | 100 | 60 | 2.87 | 0.74 | 2.80 | 0.83 | 2.68 | 0.71 | 2.90 | 0.90 | 2.45 | 0.48 | 2.84 | 0.85 |
| | 100 | 100 | 2.82 | 0.82 | 3.00 | 1.00 | 2.82 | 0.82 | 3.00 | 1.00 | 2.82 | 0.88 | 3.00 | 1.00 |
| | 100 | 200 | 3.00 | 1.00 | 3.00 | 1.00 | 3.00 | 1.00 | 3.00 | 1.00 | 2.94 | 0.94 | 3.00 | 1.00 |
| | 200 | 60 | 2.81 | 0.81 | 2.88 | 0.88 | 2.77 | 0.77 | 2.95 | 0.95 | 2.55 | 0.65 | 2.98 | 0.98 |
| | 200 | 100 | 2.94 | 0.94 | 3.00 | 1.00 | 3.00 | 1.00 | 3.00 | 1.00 | 2.94 | 0.94 | 3.00 | 1.00 |
| | 200 | 200 | 3.00 | 1.00 | 3.00 | 1.00 | 3.00 | 1.00 | 3.00 | 1.00 | 3.00 | 1.00 | 3.00 | 1.00 |

Simulation results over 500 repetitions. The DGP considered in this table: $X_{it} = \sum_{j=1}^3 \lambda_{ji} f_{jt} + e_{it}$, $\lambda_{ji}, f_{jt} \sim i.i.d \mathcal{N}(0, 1)$, $e_{it} \sim t_\nu$, with $\nu = 1$ (columns 4-7), $\nu = 2$ (columns 8-11), and $\nu = 3$ (columns 12-15). For each error specification, $\bar{\hat{r}}_{\text{rank}}$ and Freq_1 denote respectively the average number of factors selected and the frequency of selecting the correct number of factors by rank estimator \hat{r}_{rank} , and $\bar{\hat{r}}_{\text{IC}}$, Freq_2 denote the corresponding estimates for the IC-based estimator \hat{r}_{IC} . The estimates are obtained with the bandwidth $h = c \cdot L_{NT}^{-1/7}$, for $c = 3$ (upper panel), $c = 5$ (middle panel), $c = 7$ (lower panel).

5 Empirical applications

This section examines the prediction of U.S. inflation rate as studied by [Chen et al. \(2021\)](#), and explores the usefulness of the MFA factors as predictors. Specifically, we extract a set of common factors by MFA, PCA and QFA from a large panel of macroeconomic data, and evaluate the predictive power of each set of factors in forecasting the inflation rate. The data set we use is the FRED-QD dataset, which includes quarterly data for 211 U.S. macroeconomic time series from 1960Q1 to 2019Q2 ($N = 211, T = 238$), and is available from the Federal Reserve Economic Data database at <https://research.stlouisfed.org/econ/mccracken>. Each series is first transformed to be stationary using MATLAB codes available on the FRED-QD data website. The transformed series is then demeaned and standardized to have zero mean and unit variance.

Let y_t denote the realized value of U.S. inflation rate at period t .³ The s -step-ahead forecasting model with factor-augmented predictors writes:

$$y_{t+s} = \alpha + \sum_{j=0}^{p_{\max}} \beta_j y_{t-j} + \boldsymbol{\gamma}' \mathbf{F}_t + \epsilon_{t+s}, \quad (5.1)$$

where \mathbf{F}_t denotes the latent factors derived from the large data set. Based on the vector of estimated factors $\hat{\mathbf{F}}_t$, the least squares prediction of y_{t+s} is obtained as:

$$\hat{y}_{t+s} = \hat{\alpha} + \sum_{j=0}^{\hat{p}} \hat{\beta}_j y_{t-j} + \hat{\boldsymbol{\gamma}}' \hat{\mathbf{F}}_t,$$

where $\hat{\alpha}, \hat{\beta}_j, \hat{\boldsymbol{\gamma}}$ are least squares estimates of the coefficients, and \hat{p} is the optimal lag length determined by BIC.

For each time point t , we extract the MFA factors $\hat{\mathbf{F}}_{M,t}$, PCA factors $\hat{\mathbf{F}}_{P,t}$, as well as the QFA factors $\hat{\mathbf{F}}_{Q,t}^\tau$ at the τ -th quantile from the data set. Then consider the specifications of the forecasting model: (i) $\hat{\mathbf{F}}_t = 0$, which is the benchmark autoregressive (AR) model; (ii) AR+ $\hat{\mathbf{F}}_{M,t}$; (iii) AR+ $\hat{\mathbf{F}}_{P,t}$; (iv) AR+ $\hat{\mathbf{F}}_{Q,t}^{0.5}$; (v) AR+ $\hat{\mathbf{F}}_{P,t} + \hat{\mathbf{F}}_{Q,t}^{\tau_1}$, $\tau_1 = 0.9$; (vi) AR+ $\hat{\mathbf{F}}_{P,t} + \hat{\mathbf{F}}_{Q,t}^{\tau_2}$, $\tau_2 = 0.99$. The model specifications in (v)-(vi) are taken from [Chen et al. \(2021\)](#).

A rolling window of 120 quarters is adopted to estimate the coefficients and generate the rolling window forecasts. Within each window, the number of MFA, PCA, and QFA factors is determined by our IC-based estimator \hat{r}_{IC} , the PC_{p_1} criterion of [Bai and Ng](#)

³We use CPI to measure the inflation rate. Let x_t denote CPI at period t , then $y_t = \ln x_t - \ln x_{t-4}$.

(2002), and the rank-minimization estimator proposed by [Chen et al. \(2021\)](#), respectively. The maximum number of each kind of factor is set to 8, and the maximum lag length is limited to 4, i.e., $p_{\max} = 3$. Further, for the “AR+ $\hat{\mathbf{F}}_{M,t}$ ” model, we set the bandwidth $h = c \cdot 120^{-1/7}$, and consider $c \in \{3, 5, 7\}$, as done in the simulations. Following [Chen et al. \(2021\)](#), the initial estimation period spans from 1960Q1 to 1989Q4 (120 quarters), and the forecast evaluation period is divided into two subperiods: the great moderation pre-crisis (1990Q1 to 2007Q2) and the financial crisis/recovery (2007Q3 to 2019Q2). The mean squared errors (MSEs) of forecasts from these models are calculated, and their relative MSEs (RMSEs) to that of the AR model are reported in [Table 3](#) for the full evaluation period and two subperiods.

The main findings in [Table 3](#) are summarized as follows. First, incorporating factors as predictors can improve the forecast accuracy of the benchmark AR model, and the “AR+ $\hat{\mathbf{F}}_{M,t}$ ” model enjoys the best precision. Second, the “AR+ $\hat{\mathbf{F}}_{M,t}$ ” model produces more accurate predictions than the AR model for both subperiods, which demonstrates the robustness of the “AR+ $\hat{\mathbf{F}}_{M,t}$ ” model even in crisis scenarios. Third, the performance of the “AR+ $\hat{\mathbf{F}}_{M,t}$ ” model is only slightly affected by the choice of bandwidth, and achieves optimal when the bandwidth constant c is set as 5.

To overcome the limitation of point forecasts that little is known regarding its accuracy, we next consider density forecasts of inflation rate based on [\(5.1\)](#). Following [Chen et al. \(2021\)](#), we obtain these density forecasts using quantile regression (QR). Specifically, we first predict the conditional quantiles of the target variable by

$$\hat{q}_{\tau,t+s} = \hat{\alpha}_{\tau} + \sum_{j=1}^p \hat{\beta}_{\tau,j} y_{t-j} + \hat{\gamma}'_{\tau} \hat{\mathbf{F}}_t,$$

for $\tau \in \{0.05, 0.25, 0.75, 0.95\}$, where $\hat{\alpha}_{\tau}, \hat{\beta}_{\tau,j}, \hat{\gamma}_{\tau}$ are estimated by running QR of y_{t+s} on $[1, y_t, \dots, y_{t-p}, \hat{\mathbf{F}}_t]$. Given the predicted quantiles $[\hat{q}_{0.05,t+s}, \hat{q}_{0.25,t+s}, \hat{q}_{0.75,t+s}, \hat{q}_{0.95,t+s}]$, the predicted density of y_{t+s} is constructed as the density of a skewed t -distribution by matching the predicted quantiles. Finally, the predictive score, i.e., the predicted density evaluated at the observed value of y_{t+s} , which measures the accuracy of density forecasts is obtained.⁴ Note that higher scores indicate more accurate predictions. In line with before, we consider factor specifications (i)-(vi), and set $h = c \cdot 120^{-1/7}, c \in \{3, 5, 7\}$,

⁴We refer readers to [Adrian et al. \(2019\)](#) for further details of doing density forecasts, and to [Azzalini and Capitanio \(2003\)](#) for the definition and properties of the skewed t -distribution.

$p = 3$. Additionally, a rolling window of the most recent 120 observations is adopted to generate the out-of-sample density forecasts, and the evaluation period is from 1990Q1 to 2019Q2.

Table 4 presents the average predictive scores of different models for predicting inflation rate over the whole evaluation period and two subperiods. It can be observed that, the “AR+ $\hat{\mathbf{F}}_{M,t}$ ” model is hardly affected by the bandwidth setting, and its average predictive scores surpass those of the other models in the majority of cases. This indicates that the MFA factors provide valuable information for density forecasting of inflation rate.

Table 3: RMSEs of models (ii)-(vi) for inflation rate forecasting.

| s | Period | $\hat{\mathbf{F}}_{M,t}$ | | | $\hat{\mathbf{F}}_{P,t}$ | $\hat{\mathbf{F}}_{Q,t}^{0.5}$ | $\hat{\mathbf{F}}_{P,t} + \hat{\mathbf{F}}_{Q,t}^\tau$ | |
|---|-----------------|--------------------------|---------------|---------------|--------------------------|--------------------------------|--|----------|
| | | $c = 3$ | $c = 5$ | $c = 7$ | | | τ_1 | τ_2 |
| 1 | Pre-crisis | 0.8742 | 0.8656 | 0.8699 | 0.9739 | 0.8579 | 0.9839 | 1.0012 |
| | Crisis/Recovery | 0.9385 | 0.9417 | 0.9404 | 0.9892 | 1.0693 | 1.0483 | 1.0354 |
| | Full | 0.9173 | 0.9167 | 0.9172 | 0.9842 | 0.9997 | 1.0271 | 1.0241 |
| 2 | Pre-crisis | 0.8220 | 0.8219 | 0.8311 | 1.0072 | 0.9421 | 1.0083 | 1.0323 |
| | Crisis/Recovery | 0.9355 | 0.8935 | 0.9225 | 0.9055 | 1.0853 | 0.9126 | 0.9526 |
| | Full | 0.8998 | 0.8710 | 0.8938 | 0.9375 | 1.0402 | 0.9427 | 0.9777 |
| 3 | Pre-crisis | 0.7588 | 0.7862 | 0.7936 | 1.0500 | 0.8547 | 1.1006 | 1.1100 |
| | Crisis/Recovery | 0.9585 | 0.9169 | 0.9119 | 0.8666 | 0.9242 | 0.8191 | 0.8456 |
| | Full | 0.8868 | 0.8699 | 0.8694 | 0.9325 | 0.8992 | 0.9202 | 0.9406 |
| 4 | Pre-crisis | 0.7770 | 0.7795 | 0.7744 | 1.1226 | 0.9073 | 1.2221 | 1.2438 |
| | Crisis/Recovery | 0.9619 | 0.9515 | 0.9659 | 0.9088 | 1.0433 | 0.8737 | 0.9579 |
| | Full | 0.8792 | 0.8745 | 0.8802 | 1.0045 | 0.9824 | 1.0296 | 1.0859 |

This table reports the relative MSEs (RMSEs) of five “AR + $\hat{\mathbf{F}}_t$ ” models compared with the benchmark AR model for forecasting one-quarter-ahead ($s = 1$) to four-quarter-ahead ($s = 4$) inflation rate. The forms of $\hat{\mathbf{F}}_t$ are specified in the top row, where $\hat{\mathbf{F}}_{M,t}$, $\hat{\mathbf{F}}_{P,t}$, and $\hat{\mathbf{F}}_{Q,t}^\tau$ denote the estimates of the factors at period t by MFA, PCA (Bai and Ng, 2002), and QFA at τ -th quantile (Chen et al., 2021), respectively. For the “AR + $\hat{\mathbf{F}}_{M,t}$ ” model, $\hat{\mathbf{F}}_{M,t}$ is obtained with the bandwidth $h = c \cdot 120^{-1/7}$ for $c \in \{3, 5, 7\}$. The out-sample-forecasting is generated using rolling window with the most recent 120 observations. The full forecasting evaluation period is from 1990Q1 to 2019Q2, the pre-crisis subperiod is from 1990Q1 to 2007Q2, and the crisis/recovery subperiod is from 2007Q3 to 2019Q2.

Table 4: Average predictive scores of models (i)-(vi) for inflation rate forecasting.

| s | Period | $\hat{F}_{M,t}$ | | | $\hat{F}_{P,t}$ | $\hat{F}_{Q,t}^{0.5}$ | $\hat{F}_{P,t} + \hat{F}_{Q,t}^\tau$ | | AR |
|---|-----------------|-----------------|---------------|---------------|-----------------|-----------------------|--------------------------------------|---------------|--------|
| | | $c = 3$ | $c = 5$ | $c = 7$ | | | τ_1 | τ_2 | |
| 1 | Pre-crisis | 0.7356 | 0.7887 | 0.7638 | 0.6652 | 0.7548 | 0.6822 | 0.6747 | 0.6728 |
| | Crisis/Recovery | 0.5576 | 0.5613 | 0.5033 | 0.4464 | 0.5351 | 0.5150 | 0.5174 | 0.5099 |
| | Full | 0.6632 | 0.6962 | 0.6578 | 0.5762 | 0.6654 | 0.6142 | 0.6107 | 0.6065 |
| 2 | Pre-crisis | 0.4826 | 0.4455 | 0.4388 | 0.3793 | 0.4143 | 0.4342 | 0.3613 | 0.4033 |
| | Crisis/Recovery | 0.3567 | 0.3440 | 0.3980 | 0.3529 | 0.3235 | 0.3415 | 0.3879 | 0.2938 |
| | Full | 0.4314 | 0.4042 | 0.4222 | 0.3686 | 0.3774 | 0.3965 | 0.3762 | 0.3588 |
| 3 | Pre-crisis | 0.3094 | 0.3080 | 0.3154 | 0.2860 | 0.2699 | 0.3082 | 0.3020 | 0.2833 |
| | Crisis/Recovery | 0.2555 | 0.2825 | 0.2510 | 0.2796 | 0.2919 | 0.2633 | 0.3278 | 0.2687 |
| | Full | 0.2875 | 0.2976 | 0.2892 | 0.2834 | 0.2788 | 0.2899 | 0.3166 | 0.2774 |
| 4 | Pre-crisis | 0.2425 | 0.2509 | 0.2446 | 0.1919 | 0.2251 | 0.1759 | 0.1856 | 0.2425 |
| | Crisis/Recovery | 0.2470 | 0.2519 | 0.2549 | 0.2592 | 0.2654 | 0.2230 | 0.2316 | 0.1966 |
| | Full | 0.2443 | 0.2513 | 0.2488 | 0.2193 | 0.2415 | 0.1951 | 0.2043 | 0.2238 |

This table gives average predictive scores of different models for forecasting inflation rate. See table III for detailed explanation.

6 Conclusions

This paper proposes a modal factor model to extract factors influencing the conditional mode of the distribution of the observables. An AMEM algorithm is developed to obtain the factor and loading estimators and two model selection methods are introduced for selecting the number of factors. The asymptotic properties of the proposed estimators are established and numerical results demonstrate the nice finite sample performance of these estimators in both simulations and empirical applications to forecasting macroeconomic variables.

The current paper can be extended in several directions. First, further investigation is needed on how to select the bandwidth in MFM, and the cross-validation method could be considered following [Chen et al. \(2016\)](#). Second, the conditional cross-sectional independence assumption on the error terms may be further relaxed, as supported by the simulation results. Third, our results can be extended to cover the case where the conditional mode has a non-linear factor representation ([Ma and Tu, 2023b](#); [Wang, 2024](#)). Fourth, it would be interesting to further consider inference on the role of modal factors in factor-augmented models. Fifth, it is possible to extend the static MFM to dynamic MFM by allowing the factor loadings to be time-variant ([Su and Wang, 2017](#)) or by including lagged factors ([Forni et al., 2005](#)). These issues involve new technical challenges and deserve separate future efforts.

Acknowledgments

The authors would like to thank seminar and conference participants at Beihang University, Nanjing Audit University and Tsinghua University for comments that help improve the paper. The authors thank the partial support from National Natural Science Foundation of China (Grant 72425009, 72073002), the Center for Statistical Science at Peking University, and Key Laboratory of Mathematical Economics and Quantitative Finance (Peking University), Ministry of Education.

Appendix

This Appendix contains the proofs of Theorems 3.1, 3.4 and 3.5, together with some auxiliary lemmas. The proofs of Theorems 3.2 and 3.3 are relegated to the Supplementary Material due to space consideration.

Throughout the Appendix, let K_1, K_2, \dots denote some positive constants that do not depend on N, T . The symbol \lesssim means that the left side is bounded by a positive constant times the right side (\gtrsim is defined similarly). For any sequence $\{a_{it}\}_{i=1, t=1}^{N, T}$ and $\varepsilon_{NT} \rightarrow 0$, write $a_{it} = \bar{o}_p(\varepsilon_{NT})$ if $\max_{i \leq N, t \leq T} \|a_{it}\| = o_p(\varepsilon_{NT})$. $\bar{o}(\cdot), \bar{O}(\cdot), \bar{O}_p(\cdot)$ are defined in a similar fashion. For any random variable Y , define the Orlicz norm $\|Y\|_\psi$ as

$$\|Y\|_\psi = \inf\{C > 0 : E\psi(|Y|/C) \leq 1\},$$

where ψ is a non-decreasing, convex function with $\psi(0) = 0$. In particular, when $\psi(X) = e^{x^p} - 1$, the norm is written as $\|Y\|_{\psi_p}$. Additionally, $\|Y\|_\infty = \sup\{y : P(|Y| > y) > 0\}$. For any square matrix A , let $\|A\|_S$ and $\rho_j(A)$ denote its spectral norm and j -th largest eigenvalue, respectively. $D(\cdot, g, \mathcal{G})$ denotes the packing number of space \mathcal{G} endowed with semimetric g .

A Proof of Theorem 3.1

Lemma A.1 *For any $\theta \in \Theta^{r_0}$, let $c_{it} = \lambda'_i \mathbf{f}_t$, $c_{it}^0 = \lambda'_{0i} \mathbf{f}_{0t}$, and $e_{it}^0 = X_{it} - c_{it}^0$, $e_{it} = X_{it} - c_{it}$. Under Assumptions 3, 5-6, for $i = 1, \dots, N; t = 1, \dots, T$, we have*

$$(i) \ E[K_h(e_{it}^0)] = g_{it}(0) + \bar{O}(h^2), E[K_h(e_{it})] = g_{it}(c_{it} - c_{it}^0) + \bar{O}(h^2).$$

$$(ii) \ E[K_h^{(1)}(e_{it}^0)] = \bar{O}(h^2), E[K_h^{(1)}(e_{it})] = -g_{it}^{(1)}(c_{it} - c_{it}^0) + \bar{O}(h^2).$$

$$(iii) \ E[K_h^{(2)}(e_{it}^0)] = g_{it}^{(2)}(0) + \bar{O}(h^2), E[K_h^{(2)}(e_{it})] = g_{it}^{(2)}(c_{it} - c_{it}^0) + \bar{O}(h^2).$$

$$(iv) \ E[K_h^{(1)}(e_{it}^0)^2] = \bar{O}(h^{-3}), E[K_h^{(1)}(e_{it})^2] = \bar{O}(h^{-3}).$$

Proof of Lemma A.1. The proofs for the above results follow from standard derivations in the analysis of kernel density estimators, and thus are omitted here to save space. Similar results can be found in Kemp and Silva (2012) and Yao and Li (2014).

Lemma A.2 Suppose S_{it} 's are zero-mean real-valued processes, independent across i , with $\sup_{1 \leq i \leq N, 1 \leq t \leq T} \|S_{it}\|_\infty \leq b$. Let $\mathbb{S}_{NT} = \sum_{i=1}^N \sum_{t=1}^T S_{it}$, then for each integer $q \in [1, \frac{T}{2}]$ and each $\epsilon > 0$, we have

$$P(|\mathbb{S}_{NT}|/(NT) \geq \epsilon) \leq 4\exp\left(-\frac{\epsilon^2}{8v^2(\mathbb{S}_{NT})}\right) + 22\left(1 + \frac{4b}{\epsilon}\right)^{1/2} Nq\alpha([p]),$$

where

$$v^2(\mathbb{S}_{NT}) = \frac{4\sigma^2(\mathbb{S}_{NT})}{(NT)^2} + \frac{bp\epsilon}{NT},$$

with $p = T/(2q)$ and $\sigma^2(\mathbb{S}_{NT}) = \sum_{j=0}^{2q-1} \sum_{i=1}^N E((\lfloor jp \rfloor + 1 - jp)S_{i,(\lfloor jp \rfloor + 1)} + S_{i,(\lfloor jp \rfloor + 2)} + \cdots + S_{i,((j+1)p)} + ((j+1)p - \lfloor (j+1)p \rfloor)S_{i,(\lfloor (j+1)p \rfloor + 1)})^2$.

Proof of Lemma A.2. The proof of Lemma A.2 proceeds in a way similar to that for Theorem 1.3 of Bosq (2012), and is therefore omitted here.

For any $\boldsymbol{\theta} \in \Theta^{r_0}$, define $\mathbb{M}_{NT}^*(\boldsymbol{\theta}) = \mathbb{M}_{NT}(\boldsymbol{\theta}_0) - \mathbb{M}_{NT}(\boldsymbol{\theta})$, $\bar{\mathbb{M}}_{NT}^*(\boldsymbol{\theta}) = E[\mathbb{M}_{NT}^*(\boldsymbol{\theta})]$, and $\mathbb{W}_{NT}(\boldsymbol{\theta}) = \mathbb{M}_{NT}^*(\boldsymbol{\theta}) - \bar{\mathbb{M}}_{NT}^*(\boldsymbol{\theta})$.

Lemma A.3 Under Assumptions 1-6, it holds that $d(\hat{\boldsymbol{\theta}}, \boldsymbol{\theta}_0) = o_p(1)$, as $N, T \rightarrow \infty$.

Proof of Lemma A.3. Expanding $E[K_h(X_{it} - c_{it})]$ around c_{it}^0 , by Lemma A.1 (ii), (iii), we have

$$E[K_h(X_{it} - c_{it}^0) - K_h(X_{it} - c_{it})] = (c_{it} - c_{it}^0) \cdot O(h^2) + \left(-\frac{1}{2}g_{it}^{(2)}(c_{it}^* - c_{it}^0) + O(h^2)\right)(c_{it} - c_{it}^0)^2, \quad (\text{A.1})$$

where c_{it}^* is between c_{it} and c_{it}^0 . Assumptions 3 (iii) and (iv) imply that there exists $d_1 > 0$ such that for $|u| \leq d_1$ $-g_{it}^{(2)}(u) \geq \underline{g}_1/2 > 0$. Then, if $|c_{it} - c_{it}^0| \leq d_1$, the second term on the right-hand side (RHS) of (A.1) satisfies

$$\left(-\frac{1}{2}g_{it}^{(2)}(c_{it}^* - c_{it}^0) + O(h^2)\right)(c_{it} - c_{it}^0)^2 \geq \frac{\underline{g}_1}{4} \cdot (c_{it} - c_{it}^0)^2(1 + o(1)) > 0. \quad (\text{A.2})$$

By (A.1) and (A.2), there exists $d > 0$ such that for $dh^2 < |c_{it} - c_{it}^0| \leq d_1$, the RHS of (A.1) will be dominated by the second term, and

$$E[K_h(X_{it} - c_{it}^0) - K_h(X_{it} - c_{it})] \geq \frac{\underline{g}_1}{8} \cdot (c_{it} - c_{it}^0)^2(1 + o(1)) > 0. \quad (\text{A.3})$$

Additionally, for $|c_{it} - c_{it}^0| > d_1$, by Lemma A.1 (i) and Assumption 3 (ii), there exists $\underline{g} > 0$ such that

$$E[K_h(X_{it} - c_{it}^0) - K_h(X_{it} - c_{it})] = g_{it}(0) - g_{it}(c_{it} - c_{it}^0) + O(h^2) \geq \underline{g}/2 > 0. \quad (\text{A.4})$$

Since c_{it} is bounded by Assumption 1, then by (A.3) and (A.4), for $|c_{it} - c_{it}^0| > dh^2$,

$$E[K_h(X_{it} - c_{it}^0) - K_h(X_{it} - c_{it})] \gtrsim (c_{it} - c_{it}^0)^2. \quad (\text{A.5})$$

Moreover, for $|c_{it} - c_{it}^0| < dh^2$, (A.1) and Assumption 3 (iii) imply

$$|E[K_h(X_{it} - c_{it}^0) - K_h(X_{it} - c_{it})]| \leq K_1 h^4. \quad (\text{A.6})$$

Further, for any $\boldsymbol{\theta} \in \boldsymbol{\Theta}^{r_0}$, divide c_{it} into groups S_1 and S_2 , for which $S_1 = \{c_{it}, |c_{it} - c_{it}^0| \geq dh^2\}$ and $S_2 = \{c_{it}, |c_{it} - c_{it}^0| < dh^2\}$. Define $d_{S_1}^2(\boldsymbol{\theta}, \boldsymbol{\theta}_0) = \frac{1}{NT} \sum_{c_{it} \in S_1} (c_{it} - c_{it}^0)^2$, $d_{S_2}^2(\boldsymbol{\theta}, \boldsymbol{\theta}_0) = \frac{1}{NT} \sum_{c_{it} \in S_2} (c_{it} - c_{it}^0)^2$, and

$$\begin{aligned} \bar{\mathbb{M}}_{S_1}^*(\boldsymbol{\theta}) &= \frac{1}{NT} \sum_{c_{it} \in S_1} E[K_h(X_{it} - c_{it}^0) - K_h(X_{it} - c_{it})], \\ \bar{\mathbb{M}}_{S_2}^*(\boldsymbol{\theta}) &= \frac{1}{NT} \sum_{c_{it} \in S_2} E[K_h(X_{it} - c_{it}^0) - K_h(X_{it} - c_{it})]. \end{aligned}$$

Then, $d_{S_2}^2(\boldsymbol{\theta}, \boldsymbol{\theta}_0) < d^2 h^4$ by the definition of S_2 , and $d_{S_1}^2(\boldsymbol{\theta}, \boldsymbol{\theta}_0) \lesssim \bar{\mathbb{M}}_{S_1}^*(\boldsymbol{\theta})$ by (A.5). Additionally, by (A.6), it is easy to show that $|\bar{\mathbb{M}}_{S_2}^*(\boldsymbol{\theta})| \leq K_1 h^4$, and thus

$$\sup_{\boldsymbol{\theta} \in \boldsymbol{\Theta}^{r_0}} |\bar{\mathbb{M}}_{S_2}^*(\boldsymbol{\theta})| \leq K_1 h^4. \quad (\text{A.7})$$

By the definition of $\hat{\boldsymbol{\theta}}$, we have $\mathbb{M}_{NT}^*(\hat{\boldsymbol{\theta}}) = \mathbb{M}_{NT}(\boldsymbol{\theta}_0) - \mathbb{M}_{NT}(\hat{\boldsymbol{\theta}}) \leq 0$ or equivalently $\mathbb{W}_{NT}(\hat{\boldsymbol{\theta}}) + \bar{\mathbb{M}}_{NT}^*(\hat{\boldsymbol{\theta}}) = \mathbb{W}_{NT}(\hat{\boldsymbol{\theta}}) + \bar{\mathbb{M}}_{S_1}^*(\hat{\boldsymbol{\theta}}) + \bar{\mathbb{M}}_{S_2}^*(\hat{\boldsymbol{\theta}}) \leq 0$. Since $\bar{\mathbb{M}}_{S_1}^*(\hat{\boldsymbol{\theta}}) > 0$, then

$$0 \leq d_{S_1}^2(\hat{\boldsymbol{\theta}}, \boldsymbol{\theta}_0) \lesssim \bar{\mathbb{M}}_{S_1}^*(\hat{\boldsymbol{\theta}}) \leq -(\mathbb{W}_{NT}(\hat{\boldsymbol{\theta}}) + \bar{\mathbb{M}}_{S_2}^*(\hat{\boldsymbol{\theta}})) \leq \sup_{\boldsymbol{\theta} \in \boldsymbol{\Theta}^{r_0}} |\bar{\mathbb{M}}_{S_2}^*(\boldsymbol{\theta})| + \sup_{\boldsymbol{\theta} \in \boldsymbol{\Theta}^{r_0}} |\mathbb{W}_{NT}(\boldsymbol{\theta})|.$$

Thus, to prove $d^2(\hat{\boldsymbol{\theta}}, \boldsymbol{\theta}_0) = o_p(1)$, we only need to show that $\sup_{\boldsymbol{\theta} \in \boldsymbol{\Theta}^{r_0}} |\mathbb{W}_{NT}(\boldsymbol{\theta})| = o_p(1)$.

To this end, first choose K_2 large enough such that $\|\boldsymbol{\lambda}_i\|, \|\mathbf{f}_i\| \leq K_2$ for all i, t and for any $\boldsymbol{\theta} \in \boldsymbol{\Theta}^{r_0}$. Let $B_r(K_2)$ be a Euclidean ball in \mathbb{R}^{r_0} with radius K_2 , and let $\boldsymbol{\lambda}_{(1)}, \dots, \boldsymbol{\lambda}_{(J)}$ and $\mathbf{f}_{(1)}, \dots, \mathbf{f}_{(J)}$ be two maximal sets of points in $B_r(K_2)$ such that $\|\boldsymbol{\lambda}_{(j)} - \boldsymbol{\lambda}_{(h)}\| > L_{NT}^{-1}, \|\mathbf{f}_{(j)} - \mathbf{f}_{(h)}\| > L_{NT}^{-1}$ for any $j \neq h$. Then J , the packing number of $B_r(K_2)$, is

equal to $K_3 L_{NT}^{r_0}$. For any $\boldsymbol{\theta} \in \Theta^{r_0}$, define $\boldsymbol{\theta}^* = (\boldsymbol{\lambda}_1^*, \dots, \boldsymbol{\lambda}_N^*, \mathbf{f}_1^*, \dots, \mathbf{f}_T^*)'$, where $\boldsymbol{\lambda}_i^* = \{\boldsymbol{\lambda}_{(j)} : j \leq J, \|\boldsymbol{\lambda}_{(j)} - \boldsymbol{\lambda}_i\| \leq L_{NT}^{-1}\}$, $\mathbf{f}_t^* = \{\mathbf{f}_{(j)} : j \leq J, \|\mathbf{f}_{(j)} - \mathbf{f}_t\| \leq L_{NT}^{-1}\}$. Note that, by Assumption 5 (v), $|K_h(X_{it} - \boldsymbol{\lambda}_i^* \mathbf{f}_t^*) - K_h(X_{it} - \boldsymbol{\lambda}_i' \mathbf{f}_t)| \leq c_1 |\boldsymbol{\lambda}_i^* \mathbf{f}_t^* - \boldsymbol{\lambda}_i' \mathbf{f}_t|/h^2 \leq c_1 (\|\boldsymbol{\lambda}_i\| \|\mathbf{f}_t - \mathbf{f}_t^*\| + \|\mathbf{f}_t^*\| \|\boldsymbol{\lambda}_i - \boldsymbol{\lambda}_i^*\|)/h^2 \leq 2c_1 K_2/(L_{NT} h^2)$. Thus,

$$\sup_{\boldsymbol{\theta} \in \Theta^{r_0}} |\mathbb{W}_{NT}(\boldsymbol{\theta}) - \mathbb{W}_{NT}(\boldsymbol{\theta}^*)| \leq 4c_1 K_2/(L_{NT} h^2). \quad (\text{A.8})$$

Second, let $c_{it}^* = \boldsymbol{\lambda}_i^* \mathbf{f}_t^*$, $w_{it} = K_h(X_{it} - c_{it}^0) - K_h(X_{it} - c_{it}^*)$, $S_{it} = w_{it} - E(w_{it})$, and $\mathbb{S}_{NT} = \sum_{i=1}^N \sum_{t=1}^T NTh S_{it}$. Then, by Lemma A.2, we have

$$\sigma^2(\mathbb{S}_{NT}) \leq (NTh)^2 \cdot \left[\sum_{t=1}^T \sum_{i=1}^N E(S_{it}^2) + 2 \sum_{t=1}^{T-1} \sum_{l=t+1}^{t+p} \sum_{i=1}^N |E(S_{it} S_{il})| \right]. \quad (\text{A.9})$$

Note that $w_{it} = K_h^{(1)}(X_{it} - c_{it}^{**})(c_{it}^* - c_{it}^0)$, where c_{it}^{**} is between c_{it}^* and c_{it}^0 . By Lemma A.1 (ii), (iv), we have $E(S_{it}^2) = \text{Var}(w_{it}) \leq K_4 h^{-3} (c_{it}^* - c_{it}^0)^2$. By Assumption 4, 5 (viii), and Lemma A.1 (ii), it is easy to show that $|E(S_{it} S_{il})| = |\text{Cov}(w_{it}, w_{il})| \leq K_5/h^2 \cdot |c_{it}^* - c_{it}^0| \cdot |c_{il}^* - c_{il}^0|$. Further, let $p = T^{1/\gamma}$, then $ph = o(1)$ by Assumption 6. Thus, by (A.9), we have

$$\sigma^2(\mathbb{S}_{NT}) \leq K_6 (NT)^2 h^{-1} \sum_{t=1}^T \sum_{i=1}^N (c_{it}^* - c_{it}^0)^2. \quad (\text{A.10})$$

Moreover, by Assumption 5 (iv), $|w_{it}| \leq 2c_0/h$ and $|S_{it}| \leq 4c_0/h$. Then, it follows from Lemma A.2 and (A.10) that, for any $\epsilon > 0$,

$$P\left(\frac{|\mathbb{S}_{NT}|}{NT} > \epsilon\right) \leq 4 \exp\left(-\frac{\epsilon^2}{8v_1^2(\mathbb{S}_{NT})}\right) + 11\left(1 + \frac{4c_0 NT}{\epsilon}\right)^{1/2} T^{-1/\gamma} N \alpha([T^{1/\gamma}]), \quad (\text{A.11})$$

where we have used the fact that

$$v^2(\mathbb{S}_{NT}) \leq 4K_6 NTh^{-1} d^2(\boldsymbol{\theta}^*, \boldsymbol{\theta}_0) + 4c_0 T^{1/\gamma} \epsilon := v_1^2(\mathbb{S}_{NT}). \quad (\text{A.12})$$

Assumptions 2 (ii) and 6 imply the second term on the RHS of (A.11) vanishes as $T \rightarrow \infty$. Hence, the RHS of (A.11) will be dominated by the first term and there exists K_7 such that

$$P(|\mathbb{S}_{NT}|/(NT) > \epsilon) \leq K_7 \exp\left(-\frac{\epsilon^2}{8v_1^2(\mathbb{S}_{NT})}\right). \quad (\text{A.13})$$

Further, let $\mathbb{W}_{NT}^*(\boldsymbol{\theta}^*) = NTh\mathbb{W}_{NT}(\boldsymbol{\theta}^*)$, then $\mathbb{W}_{NT}^*(\boldsymbol{\theta}^*) = \mathbb{S}_{NT}/(NT)$. Since $\boldsymbol{\theta}^*$ can take at most $J^{N+T} \lesssim L_{NT}^{r_0(N+T)}$ different values, and $d(\boldsymbol{\theta}^*, \boldsymbol{\theta}_0)$ is bounded, then it follows from (A.12), (A.13) and Lemma 2.2.10 of Van der Vaart and Wellner (1996) that

$$\left\| \sup_{\boldsymbol{\theta} \in \Theta^{r_0}} |\mathbb{W}_{NT}^*(\boldsymbol{\theta}^*)| \right\|_{\psi_1} \lesssim \sqrt{(N+T)}\sqrt{\log(L_{NT})} \cdot \sqrt{NTh^{-1}} + (N+T) \cdot \log(L_{NT}) \cdot T^{1/\gamma}.$$

Therefore, it follows that

$$\begin{aligned} E\left[\sup_{\boldsymbol{\theta} \in \Theta^{r_0}} |\mathbb{W}_{NT}(\boldsymbol{\theta}^*)| \right] &\leq \left\| \sup_{\boldsymbol{\theta} \in \Theta^{r_0}} |\mathbb{W}_{NT}(\boldsymbol{\theta}^*)| \right\|_{\psi_1} \\ &\lesssim \sqrt{(N+T)}\sqrt{\log(L_{NT})}/\sqrt{NTh^3} + (N+T) \cdot \log(L_{NT}) \cdot T^{1/\gamma}/(NTh) \\ &\lesssim \sqrt{\frac{\log L_{NT}}{L_{NT}h^3}} + \frac{\log(L_{NT})T^{1/\gamma}}{L_{NT}h}. \end{aligned} \quad (\text{A.14})$$

Finally, by Markov's inequality, for any $\delta > 0$,

$$\begin{aligned} P\left[\sup_{\boldsymbol{\theta} \in \Theta^{r_0}} |\mathbb{W}_{NT}(\boldsymbol{\theta})| > \delta \right] &\leq P\left[\sup_{\boldsymbol{\theta} \in \Theta^{r_0}} |\mathbb{W}_{NT}(\boldsymbol{\theta}^*)| > \frac{\delta}{2} \right] + P\left[\sup_{\boldsymbol{\theta} \in \Theta^{r_0}} |\mathbb{W}_{NT}(\boldsymbol{\theta}) - \mathbb{W}_{NT}(\boldsymbol{\theta}^*)| > \frac{\delta}{2} \right] \\ &\leq \frac{2}{\delta} \cdot E\left[\sup_{\boldsymbol{\theta} \in \Theta^{r_0}} |\mathbb{W}_{NT}(\boldsymbol{\theta}^*)| \right] + P\left[\sup_{\boldsymbol{\theta} \in \Theta^{r_0}} |\mathbb{W}_{NT}(\boldsymbol{\theta}) - \mathbb{W}_{NT}(\boldsymbol{\theta}^*)| > \frac{\delta}{2} \right]. \end{aligned}$$

It then follows from (A.8), (A.14) and Assumption 6 that the above term is $o(1)$, and thus $\sup_{\boldsymbol{\theta} \in \Theta^{r_0}} |\mathbb{W}_{NT}(\boldsymbol{\theta})| = o_p(1)$. This completes the proof.

Lemma A.4 *Under Assumption 1, for sufficiently small δ and any $\boldsymbol{\theta} \in \Theta^{r_0}(\delta)$, we have*

$$\|\boldsymbol{\Lambda} - \boldsymbol{\Lambda}_0\mathbf{S}\|/\sqrt{N} \lesssim \delta, \quad \|\mathbf{F} - \mathbf{F}_0\mathbf{S}\|/\sqrt{T} \lesssim \delta,$$

where $\mathbf{S} = \text{sgn}(\mathbf{F}'\mathbf{F}_0/T)$, and $\Theta^{r_0}(\delta) = \{\boldsymbol{\theta} \in \Theta^{r_0}, d(\boldsymbol{\theta}, \boldsymbol{\theta}_0) \leq \delta\}$, $\delta > 0$.

Proof of Lemma A.4. The proof is similar to that of Lemma 2 of Chen et al. (2021).

Lemma A.5 *Under Assumptions 1-6, for sufficiently small δ , we have*

$$E\left[\sup_{\boldsymbol{\theta} \in \Theta^{r_0}(\delta)} |\mathbb{W}_{NT}(\boldsymbol{\theta})| \right] \lesssim \frac{\delta}{\sqrt{L_{NT}h^3}} + \frac{\log L_{NT}}{L_{NT}h^2}.$$

Proof of Lemma A.5. Note first that $d(\boldsymbol{\theta}^*, \boldsymbol{\theta}^0) \leq \sqrt{2}(d(\boldsymbol{\theta}^*, \boldsymbol{\theta}) + d(\boldsymbol{\theta}, \boldsymbol{\theta}^0))$. Further, by the definition of $\boldsymbol{\theta}^*$ in the proof of Lemma A.3, it holds that $d(\boldsymbol{\theta}^*, \boldsymbol{\theta}) \leq 2K_1/L_{NT}$. Then if $\boldsymbol{\theta} \in \boldsymbol{\Theta}^{r_0}(\delta)$, we have $\boldsymbol{\theta}^* \in \boldsymbol{\Theta}^{r_0}(\delta^*)$ for $\delta^* = \sqrt{2}(\delta + 2K_1/L_{NT})$. Hence, it follows that

$$\sup_{\boldsymbol{\theta} \in \boldsymbol{\Theta}^{r_0}(\delta)} |\mathbb{W}_{NT}(\boldsymbol{\theta})| \leq \sup_{\boldsymbol{\theta} \in \boldsymbol{\Theta}^{r_0}(\delta)} |\mathbb{W}_{NT}(\boldsymbol{\theta}) - \mathbb{W}_{NT}(\boldsymbol{\theta}^*)| + \sup_{\boldsymbol{\theta}^* \in \boldsymbol{\Theta}^{r_0}(\delta^*)} |\mathbb{W}_{NT}(\boldsymbol{\theta}^*)|. \quad (\text{A.15})$$

We now establish the bound for $E[\sup_{\boldsymbol{\theta}^* \in \boldsymbol{\Theta}^{r_0}(\delta)} |\mathbb{W}_{NT}(\boldsymbol{\theta}^*)|]$. First, let $a = 4c_0T^{1/\gamma}$, $b(\boldsymbol{\theta}^*) = 4K_6NT h^{-1}d^2(\boldsymbol{\theta}^*, \boldsymbol{\theta}_0)$, and $c(\boldsymbol{\theta}^*) = b(\boldsymbol{\theta}^*)/a$. By (A.12), (A.13) and Lemma 2.2.10 of Van der Vaart and Wellner (1996), it holds that

$$\begin{aligned} E[\sup_{\boldsymbol{\theta}^* \in \boldsymbol{\Theta}^{r_0}(\delta)} |\mathbb{W}_{NT}^*(\boldsymbol{\theta}^*)|] &\lesssim \|\sup_{\boldsymbol{\theta}^* \in \boldsymbol{\Theta}^{r_0}(\delta)} |\mathbb{W}_{NT}^*(\boldsymbol{\theta}^*)|\|_{\psi_1} \\ &\lesssim \|\sup_{\boldsymbol{\theta}^* \in \boldsymbol{\Theta}^{r_0}(\delta)} |\mathbb{W}_{NT}^*(\boldsymbol{\theta}^*)| \mathbf{1}\{\mathbb{W}_{NT}^*(\boldsymbol{\theta}^*) > c(\boldsymbol{\theta}^*)\}\|_{\psi_1} \\ &\quad + \|\sup_{\boldsymbol{\theta}^* \in \boldsymbol{\Theta}^{r_0}(\delta)} |\mathbb{W}_{NT}^*(\boldsymbol{\theta}^*)| \mathbf{1}\{\mathbb{W}_{NT}^*(\boldsymbol{\theta}^*) \leq c(\boldsymbol{\theta}^*)\}\|_{\psi_2}. \end{aligned} \quad (\text{A.16})$$

Next, by (A.12), (A.13) and Lemma 2.2.1 of Van der Vaart and Wellner (1996), we have

$$\|\mathbb{W}_{NT}^*(\boldsymbol{\theta}^*) \mathbf{1}\{\mathbb{W}_{NT}^*(\boldsymbol{\theta}^*) > c(\boldsymbol{\theta}^*)\}\|_{\psi_1} \lesssim a \lesssim T^{1/\gamma}, \quad (\text{A.17})$$

and

$$\|\mathbb{W}_{NT}^*(\boldsymbol{\theta}^*) \mathbf{1}\{\mathbb{W}_{NT}^*(\boldsymbol{\theta}^*) \leq c(\boldsymbol{\theta}^*)\}\|_{\psi_2} \lesssim \sqrt{b(\boldsymbol{\theta}^*)} \lesssim \sqrt{NT h^{-1}d(\boldsymbol{\theta}^*, \boldsymbol{\theta}_0)}. \quad (\text{A.18})$$

Since $\boldsymbol{\theta}^* \in \boldsymbol{\Theta}^{r_0}(\delta)$ can take at most $J \lesssim (L_{NT})^{r_0(N+T)}$ values, then it follows from (A.17) and Lemma 2.2.2 of Van der Vaart and Wellner (1996) that

$$\|\sup_{\boldsymbol{\theta}^* \in \boldsymbol{\Theta}^{r_0}(\delta)} |\mathbb{W}_{NT}^*(\boldsymbol{\theta}^*)| \mathbf{1}\{\mathbb{W}_{NT}^*(\boldsymbol{\theta}^*) > c(\boldsymbol{\theta}^*)\}\|_{\psi_1} \lesssim (N+T) \log L_{NT} \cdot T^{1/\gamma}. \quad (\text{A.19})$$

Additionally, by (A.18) and Theorem 2.2.4 of Van der Vaart and Wellner (1996), we have

$$\|\sup_{\boldsymbol{\theta}^* \in \boldsymbol{\Theta}^{r_0}(\delta)} |\mathbb{W}_{NT}^*(\boldsymbol{\theta}^*)|/\sqrt{NT h^{-1}} \mathbf{1}\{\mathbb{W}_{NT}^*(\boldsymbol{\theta}^*) \leq c(\boldsymbol{\theta}^*)\}\|_{\psi_2} \lesssim \int_0^\delta \sqrt{\log D(\epsilon, d, \boldsymbol{\Theta}^{r_0}(\delta))} d\epsilon, \quad (\text{A.20})$$

which is $O(\sqrt{N+T}\delta)$ by Lemma 3 of Chen et al. (2021). Then, it follows from (A.16), (A.19) and (A.20) that

$$E[\sup_{\boldsymbol{\theta}^* \in \boldsymbol{\Theta}^{r_0}(\delta)} |\mathbb{W}_{NT}^*(\boldsymbol{\theta}^*)|] \lesssim \sqrt{N+T}\delta \cdot \sqrt{NT h^{-1}} + (N+T) \log L_{NT} \cdot T^{1/\gamma}.$$

Note that $\mathbb{W}_{NT}^*(\boldsymbol{\theta}^*) = NT h \mathbb{W}_{NT}(\boldsymbol{\theta}^*)$, then equivalently, we have

$$E\left[\sup_{\boldsymbol{\theta}^* \in \Theta^{r_0}(\delta)} |\mathbb{W}_{NT}(\boldsymbol{\theta}^*)|\right] \lesssim \frac{\delta}{\sqrt{L_{NT} h^3}} + \frac{(\log L_{NT}) \cdot T^{1/\gamma}}{L_{NT} h}. \quad (\text{A.21})$$

Finally, combining (A.8), (A.15) and (A.21), together with Assumption 6, we obtain

$$\begin{aligned} E\left[\sup_{\boldsymbol{\theta} \in \Theta^{r_0}(\delta)} |\mathbb{W}_{NT}(\boldsymbol{\theta})|\right] &\leq \frac{4c_1 K_2}{L_{NT} h^2} + E\left[\sup_{\boldsymbol{\theta}^* \in \Theta^{r_0}(\delta^*)} |\mathbb{W}_{NT}(\boldsymbol{\theta}^*)|\right] \\ &\lesssim \frac{1}{L_{NT} h^2} + \frac{\delta + L_{NT}^{-1}}{\sqrt{L_{NT} h^3}} + \frac{(\log L_{NT}) \cdot T^{1/\gamma}}{L_{NT} h} \lesssim \frac{\delta}{\sqrt{L_{NT} h^3}} + \frac{\log L_{NT}}{L_{NT} h^2}. \end{aligned}$$

Proof of Theorem 3.1. The parameter space Θ^{r_0} can be partitioned into shells $S_j = \{\boldsymbol{\theta} \in \Theta^{r_0} : 2^{j-1} < \delta_{NT}^{-1} \cdot d(\boldsymbol{\theta}, \boldsymbol{\theta}_0) \leq 2^j\}$ for $j \geq 1$, and $S_0 = \{\boldsymbol{\theta} \in \Theta^{r_0} : 0 < \delta_{NT}^{-1} \cdot d(\boldsymbol{\theta}, \boldsymbol{\theta}_0) \leq 1\}$. Note that if $\hat{\boldsymbol{\theta}} \in S_j$, then the infimum of the mapping $\boldsymbol{\theta} \mapsto \mathbb{M}_{NT}^*(\boldsymbol{\theta}) = \mathbb{M}_{NT}(\boldsymbol{\theta}_0) - \mathbb{M}_{NT}(\boldsymbol{\theta})$ over S_j is nonpositive by the definition of $\hat{\boldsymbol{\theta}}$. Then, for any given integer V and each positive constant η , we have

$$\begin{aligned} P[\delta_{NT}^{-1} \cdot d(\hat{\boldsymbol{\theta}}, \boldsymbol{\theta}_0) > 2^V] &\leq P[2^V < \delta_{NT}^{-1} \cdot d(\hat{\boldsymbol{\theta}}, \boldsymbol{\theta}_0) \leq \eta \delta_{NT}^{-1}] + P[d(\hat{\boldsymbol{\theta}}, \boldsymbol{\theta}_0) > \eta] \\ &\leq \sum_{j > V, 2^{j-1} \leq \eta \delta_{NT}^{-1}} P[\hat{\boldsymbol{\theta}} \in S_j] + P[d(\hat{\boldsymbol{\theta}}, \boldsymbol{\theta}_0) > \eta] \\ &\leq \sum_{j > V, 2^{j-1} \leq \eta \delta_{NT}^{-1}} P\left[\inf_{\boldsymbol{\theta} \in S_j} \mathbb{M}_{NT}^*(\boldsymbol{\theta}) < 0\right] + P[d(\hat{\boldsymbol{\theta}}, \boldsymbol{\theta}_0) > \eta]. \quad (\text{A.22}) \end{aligned}$$

By Lemma A.3, the second term on RHS of (A.22) is $o(1)$. We then consider the first term.

First, for any $\boldsymbol{\theta} \in S_j$, where $j \geq 1$, we have $d^2(\boldsymbol{\theta}, \boldsymbol{\theta}_0) \geq \delta_{NT}^2 2^{2j-2}$. Since $d_{S_2}^2(\boldsymbol{\theta}, \boldsymbol{\theta}_0) < d^2 h^4 \leq \delta_{NT}^2 d^2$, then for j large enough, we have $d_{S_1}^2(\boldsymbol{\theta}, \boldsymbol{\theta}_0) \geq \delta_{NT}^2 2^{2j-3}$. Thus,

$$-\bar{\mathbb{M}}_{S_1}^*(\boldsymbol{\theta}) \lesssim -d_{S_1}^2(\boldsymbol{\theta}, \boldsymbol{\theta}_0) \leq -\delta_{NT}^2 2^{2j-3}. \quad (\text{A.23})$$

Since $\mathbb{M}_{NT}^*(\boldsymbol{\theta}) = \bar{\mathbb{M}}_{S_1}^*(\boldsymbol{\theta}) + \bar{\mathbb{M}}_{S_2}^*(\boldsymbol{\theta}) + \mathbb{W}_{NT}(\boldsymbol{\theta})$, then $\inf_{\boldsymbol{\theta} \in S_j} \mathbb{M}_{NT}^*(\boldsymbol{\theta}) < 0$ and (A.23) imply

$$\inf_{\boldsymbol{\theta} \in S_j} (\mathbb{W}_{NT}(\boldsymbol{\theta}) + \bar{\mathbb{M}}_{S_2}^*(\boldsymbol{\theta})) \leq -\delta_{NT}^2 2^{2j-3}.$$

Hence, for j large enough, we have

$$P\left[\inf_{\boldsymbol{\theta} \in S_j} \mathbb{M}_{NT}^*(\boldsymbol{\theta}) < 0\right] \leq P\left[\sup_{\boldsymbol{\theta} \in S_j} |\mathbb{W}_{NT}(\boldsymbol{\theta}) + \bar{\mathbb{M}}_{S_2}^*(\boldsymbol{\theta})| \geq \delta_{NT}^2 2^{2j-3}\right].$$

Further, by (A.7), Lemma A.5 and Markov's inequality, it holds that

$$\begin{aligned} P\left[\sup_{\boldsymbol{\theta} \in S_j} |\mathbb{W}_{NT}(\boldsymbol{\theta}) + \bar{\mathbb{M}}_{S_2}^*(\boldsymbol{\theta})| \geq \delta_{NT}^2 2^{2j-3}\right] &\lesssim \frac{1}{\delta_{NT}^2 2^{2j}} \cdot E\left[\sup_{\boldsymbol{\theta} \in S_j} |\mathbb{W}_{NT}(\boldsymbol{\theta}) + \bar{\mathbb{M}}_{S_2}^*(\boldsymbol{\theta})|\right] \\ &\lesssim \frac{1}{\delta_{NT}^2 2^{2j}} \cdot \left(\frac{\delta_{NT} 2^j}{\sqrt{L_{NT} h^3}} + \frac{\log L_{NT}}{L_{NT} h^2} + h^4\right) \lesssim 2^{-j}. \end{aligned}$$

Finally, combining above two inequalities, we obtain

$$\sum_{j > V, 2^{j-1} \leq \eta \delta_{NT}^{-1}} P\left[\inf_{\boldsymbol{\theta} \in S_j} \mathbb{M}_{NT}^*(\boldsymbol{\theta}) < 0\right] \lesssim \sum_{j > V} 2^{-j},$$

which converges to 0 as $V \rightarrow \infty$. Thus, by (A.22), we have $\delta_{NT}^{-1} d(\hat{\boldsymbol{\theta}}, \boldsymbol{\theta}_0) = O_p(1)$ or $d(\hat{\boldsymbol{\theta}}, \boldsymbol{\theta}_0) = O_p(\delta_{NT})$. This proves (c) of Theorem 3.1. Further, the proofs of (a) and (b) then follow from Lemma A.4.

B Proof of Theorem 3.4

For $\boldsymbol{\theta}_a = (\boldsymbol{\lambda}'_{a1}, \dots, \boldsymbol{\lambda}'_{aN}, \mathbf{f}'_{a1}, \dots, \mathbf{f}'_{aT})' \in \Theta^a$, $\boldsymbol{\theta}_b = (\boldsymbol{\lambda}'_{b1}, \dots, \boldsymbol{\lambda}'_{bN}, \mathbf{f}'_{b1}, \dots, \mathbf{f}'_{bT})' \in \Theta^b$, let

$$d(\boldsymbol{\theta}_a, \boldsymbol{\theta}_b) = \sqrt{\sum_{i=1}^N \sum_{t=1}^T (\boldsymbol{\lambda}'_{ai} \mathbf{f}_{at} - \boldsymbol{\lambda}'_{bi} \mathbf{f}_{bt})^2}.$$

Here $\boldsymbol{\theta}_a$ and $\boldsymbol{\theta}_b$ are allowed to belong to different spaces. For any $\delta > 0$, define $\Theta^r(\delta) = \{\boldsymbol{\theta} \in \Theta^r : d(\boldsymbol{\theta}^r, \boldsymbol{\theta}_0) \leq \delta\}$. For any $\boldsymbol{\theta}^r \in \Theta^r$, write $\mathbb{M}_{NT}^*(\boldsymbol{\theta}^r) = \mathbb{M}_{NT}(\boldsymbol{\theta}_0) - \mathbb{M}_{NT}(\boldsymbol{\theta}^r)$, $\bar{\mathbb{M}}_{NT}^*(\boldsymbol{\theta}^r) = E[\mathbb{M}_{NT}^*(\boldsymbol{\theta}^r)]$, and $\mathbb{W}_{NT}(\boldsymbol{\theta}) = \mathbb{M}_{NT}^*(\boldsymbol{\theta}^r) - \bar{\mathbb{M}}_{NT}^*(\boldsymbol{\theta}^r)$. For $r > r_0$, let \mathbf{F}^{r, r_0} denote the first r_0 columns of \mathbf{F}^r , and $\mathbf{F}^{r, -r_0}$ denote the remaining $r - r_0$ columns. $\boldsymbol{\Lambda}^{r, r_0}$ and $\boldsymbol{\Lambda}^{r, -r_0}$ are defined similarly.

Lemma B.1 *Let $\mathbf{S} = \text{sgn}((\mathbf{F}^{r, r_0})' \mathbf{F}_0) / T$. Suppose that Assumption 1 holds and $r_0 < r < \infty$, then for any $\boldsymbol{\theta}^r \in \Theta^r(\delta)$ and sufficiently small δ , we have*

$$\|\mathbf{F}^{r, r_0} - \mathbf{F}_0 \mathbf{S}\| / \sqrt{T} \lesssim \delta, \quad \|\boldsymbol{\Lambda}^{r, r_0} - \boldsymbol{\Lambda}_0 \mathbf{S}\| / \sqrt{N} \lesssim \delta, \quad \|\boldsymbol{\Lambda}^{r, -r_0}\| / \sqrt{N} \lesssim \delta.$$

Proof of Lemma B.1. First, let $\tilde{\mathbf{U}} = [\mathbf{U}, \mathbf{0}_{r_0 \times (r-r_0)}]$, where $\mathbf{U} \in \mathbb{R}^{r_0 \times r_0}$ is a diagonal matrix whose diagonal elements are either 1 or -1. Since $\mathbf{F}'_0 \mathbf{F}_0 = \mathbf{F}^{r'} \mathbf{F}^r = \mathbb{I}_{r_0}$, and $\|\mathbf{\Lambda}_0\|/\sqrt{N} \leq K_8$ by Assumption 1 (ii), then we have

$$\begin{aligned} \|\mathbf{\Lambda}^r - \mathbf{\Lambda}_0 \tilde{\mathbf{U}}\|/\sqrt{N} &= \|\mathbf{\Lambda}^r \mathbf{F}^{r'} - \mathbf{\Lambda}_0 \mathbf{F}'_0 + \mathbf{\Lambda}_0 \mathbf{F}'_0 - \mathbf{\Lambda}_0 \tilde{\mathbf{U}} \mathbf{F}^{r'}\|/\sqrt{NT} \\ &\leq \|\mathbf{\Lambda}^r \mathbf{F}^{r'} - \mathbf{\Lambda}_0 \mathbf{F}'_0\|/\sqrt{NT} + \|\mathbf{\Lambda}_0 \mathbf{F}'_0 - \mathbf{\Lambda}_0 \mathbf{U} \mathbf{F}^{r, r_0'}\|/\sqrt{NT} \\ &\leq d(\boldsymbol{\theta}^r, \boldsymbol{\theta}_0) + K_8 \|\mathbf{F}^{r, r_0'} \mathbf{U}' - \mathbf{F}_0\|/\sqrt{T}. \end{aligned} \quad (\text{B.1})$$

Second, let $\mathbf{P}_A = \mathbf{A}(\mathbf{A}'\mathbf{A})^{-1}\mathbf{A}'$ and $\mathbf{M}_A = \mathbb{I} - \mathbf{P}_A$, then $\mathbf{P}_{\mathbf{F}_0} = \mathbf{F}_0 \mathbf{F}'_0 / T$, and

$$\begin{aligned} \|\mathbf{F}^{r, r_0'} - \mathbf{F}_0 \mathbf{U}\|/\sqrt{T} &= \|\mathbf{F}^{r, r_0'} - \mathbf{F}_0 (\mathbf{F}'_0 \mathbf{F}^{r, r_0'} / T) + \mathbf{F}_0 (\mathbf{F}'_0 \mathbf{F}^{r, r_0'} / T) - \mathbf{F}_0 \mathbf{U}\|/\sqrt{T} \\ &\leq \|\mathbf{M}_{\mathbf{F}_0} \mathbf{F}^{r, r_0'}\|/\sqrt{T} + \|\mathbf{F}'_0 \mathbf{F}^{r, r_0'} / T - \mathbf{U}\|. \end{aligned} \quad (\text{B.2})$$

Third,

$$\begin{aligned} \|(\mathbf{\Lambda}^r \mathbf{F}^{r'} - \mathbf{\Lambda}_0 \mathbf{F}'_0) \mathbf{M}_{\mathbf{F}_0}\| &\leq \sqrt{\text{rank}[(\mathbf{\Lambda}^r \mathbf{F}^{r'} - \mathbf{\Lambda}_0 \mathbf{F}'_0) \mathbf{M}_{\mathbf{F}_0}]} \cdot \|\mathbf{M}_{\mathbf{F}_0}\|_S \cdot \|\mathbf{\Lambda}^r \mathbf{F}^{r'} - \mathbf{\Lambda}_0 \mathbf{F}'_0\|_S \\ &\lesssim \|\mathbf{\Lambda}^r \mathbf{F}^{r'} - \mathbf{\Lambda}_0 \mathbf{F}'_0\| = \sqrt{NT} d(\boldsymbol{\theta}^r, \boldsymbol{\theta}_0), \end{aligned}$$

and

$$\begin{aligned} \|(\mathbf{\Lambda}^r \mathbf{F}^{r'} - \mathbf{\Lambda}_0 \mathbf{F}'_0) \mathbf{M}_{\mathbf{F}_0}\| &= \|\mathbf{\Lambda}^r \mathbf{F}^{r'} \mathbf{M}_{\mathbf{F}_0}\| = \sqrt{\text{Tr}[(\mathbf{\Lambda}^{r'} \mathbf{\Lambda}^r) \cdot (\mathbf{F}^{r'} \mathbf{M}_{\mathbf{F}_0} \mathbf{F}^r)]} \\ &\geq \sqrt{\rho_{\min}(\mathbf{\Lambda}^{r, r_0'} \mathbf{\Lambda}^{r, r_0})} \sqrt{\text{tr}(\mathbf{F}^{r, r_0'} \mathbf{M}_{\mathbf{F}_0} \mathbf{F}^{r, r_0})} = \sqrt{\rho_{\min}(\mathbf{\Lambda}^{r, r_0'} \mathbf{\Lambda}^{r, r_0})} \cdot \|\mathbf{M}_{\mathbf{F}_0} \mathbf{F}^{r, r_0'}\|, \end{aligned}$$

which imply that

$$\|\mathbf{M}_{\mathbf{F}_0} \mathbf{F}^{r, r_0'}\|/\sqrt{T} \lesssim \sqrt{\frac{1}{\rho_{\min}(\mathbf{\Lambda}^{r, r_0'} \mathbf{\Lambda}^{r, r_0} / N)}} d(\boldsymbol{\theta}^r, \boldsymbol{\theta}_0). \quad (\text{B.3})$$

We assert that there exists $\underline{\rho} > 0$ such that $\rho_{\min}(\mathbf{\Lambda}^{r, r_0'} \mathbf{\Lambda}^{r, r_0} / N) \geq \underline{\rho}$. To see this, if $\rho_{\min}(\mathbf{\Lambda}^{r, r_0'} \mathbf{\Lambda}^{r, r_0} / N) < \delta / (2r - 2r_0)$ for $\delta > 0$ sufficiently small, then $\rho_j(\mathbf{\Lambda}^{r'} \mathbf{\Lambda}^r / N) < \delta / (2r - 2r_0)$ for $j \geq r_0$, and $\|\mathbf{\Lambda}^{r, -r_0}\|/\sqrt{N} < \delta/2$. Hence,

$$\|\mathbf{\Lambda}^{r, r_0'} \mathbf{F}^{r, r_0'} - \mathbf{\Lambda}_0 \mathbf{F}'_0\|/\sqrt{NT} \leq \|\mathbf{\Lambda}^r \mathbf{F}^{r'} - \mathbf{\Lambda}_0 \mathbf{F}'_0\|/\sqrt{NT} + \|\mathbf{\Lambda}^{r, -r_0} \mathbf{F}^{r, -r_0'}\|/\sqrt{NT} = \delta.$$

That is, $\|\mathbf{\Lambda}^{r, r_0'} \mathbf{F}^{r, r_0'} - \mathbf{\Lambda}_0 \mathbf{F}'_0\|/\sqrt{NT} < \delta$ while $\rho_{\min}(\mathbf{\Lambda}^{r, r_0'} \mathbf{\Lambda}^{r, r_0} / N)$ can be sufficiently small, which contradicts the result in the proof of Lemma 2 of [Chen et al. \(2021\)](#) that for

$\|\mathbf{\Lambda}\mathbf{F}' - \mathbf{\Lambda}_0\mathbf{F}'_0\|/\sqrt{NT} < \delta$, $\rho_{\min}(\mathbf{\Lambda}'\mathbf{\Lambda}/N)$ is bounded below, where $\mathbf{\Lambda} \in \mathbb{R}^{N \times r_0}$, $\mathbf{F} \in \mathbb{R}^{T \times r_0}$. This validates our assertion. Hence, by (B.3), we have

$$\|\mathbf{M}_{\mathbf{F}_0}\mathbf{F}^{r,r_0}\|/\sqrt{T} \lesssim d(\boldsymbol{\theta}^r, \boldsymbol{\theta}_0). \quad (\text{B.4})$$

Fourth, note that

$$\begin{aligned} \frac{1}{\sqrt{NT}}\|(\mathbf{\Lambda}^r\mathbf{F}^{r'} - \mathbf{\Lambda}_0\mathbf{F}'_0)\mathbf{P}_{\mathbf{F}^{r,r_0}}\| &= \frac{1}{\sqrt{N}}\|\mathbf{\Lambda}^{r,r_0} - \mathbf{\Lambda}_0(\mathbf{F}'_0\mathbf{F}^{r,r_0}/T)\| \\ &\leq \frac{1}{\sqrt{NT}}\|\mathbf{\Lambda}^r\mathbf{F}^{r'} - \mathbf{\Lambda}_0\mathbf{F}'_0\| \cdot \|\mathbf{P}_{\mathbf{F}^{r,r_0}}\| = \sqrt{r_0}d(\boldsymbol{\theta}^r, \boldsymbol{\theta}_0). \end{aligned} \quad (\text{B.5})$$

Fifth, define $\mathbf{R}_T = \mathbf{F}'_0\mathbf{F}^{r,r_0}/T$, then $\mathbf{R}'_T\mathbf{R}_T = \mathbf{F}^{r,r_0'}\mathbf{P}_{\mathbf{F}_0}\mathbf{F}^{r,r_0}/T$, and

$$\mathbb{I}_{r_0} = \mathbf{F}^{r,r_0'}\mathbf{F}^{r,r_0}/T = \mathbf{R}'_T\mathbf{R}_T + \mathbf{F}^{r,r_0'}\mathbf{M}_{\mathbf{F}_0}\mathbf{F}^{r,r_0}/T. \quad (\text{B.6})$$

In addition,

$$\begin{aligned} \mathbf{\Lambda}^{r,r_0'}\mathbf{\Lambda}^{r,r_0}/N &= \mathbf{R}'_T(\mathbf{\Lambda}'_0\mathbf{\Lambda}_0/N)\mathbf{R}_T + (\mathbf{\Lambda}^{r,r_0'}\mathbf{\Lambda}^{r,r_0}/N - \mathbf{R}'_T(\mathbf{\Lambda}'_0\mathbf{\Lambda}_0/N)\mathbf{R}_T) \\ &= \mathbf{R}'_T(\mathbf{\Lambda}'_0\mathbf{\Lambda}_0/N)(\mathbf{R}'_T)^{-1} + \mathbf{R}'_T(\mathbf{\Lambda}'_0\mathbf{\Lambda}_0/N)(\mathbf{R}'_T)^{-1}(\mathbf{R}'_T\mathbf{R}_T - \mathbb{I}_{r_0}) \\ &\quad + \mathbf{\Lambda}^{r,r_0'}(\mathbf{\Lambda}^{r,r_0} - \mathbf{\Lambda}_0\mathbf{R}_T)/N + (\mathbf{\Lambda}^{r,r_0} - \mathbf{\Lambda}_0\mathbf{R}_T)'\mathbf{\Lambda}_0\mathbf{R}_T/N. \end{aligned}$$

This, together with (B.6), implies that

$$(\mathbf{\Lambda}^{r,r_0'}\mathbf{\Lambda}^{r,r_0}/N + \mathbf{D}_{NT})\mathbf{R}'_T = \mathbf{R}'_T(\mathbf{\Lambda}'_0\mathbf{\Lambda}_0/N), \quad (\text{B.7})$$

where $\mathbf{D}_{NT} = \mathbf{R}'_T(\mathbf{\Lambda}'_0\mathbf{\Lambda}_0/N)(\mathbf{R}'_T)^{-1}\mathbf{F}^{r,r_0'}\mathbf{M}_{\mathbf{F}_0}\mathbf{F}^{r,r_0}/T - \mathbf{\Lambda}^{r,r_0'}\mathbf{R}_N/N - \mathbf{R}'_N\mathbf{\Lambda}_0\mathbf{R}_T/N$, $\mathbf{R}_N = \mathbf{\Lambda}^{r,r_0} - \mathbf{\Lambda}_0\mathbf{R}_T$. By (B.7) and the Bauer-Fike theorem (Golub and Van Loan, 2013, Theorem 7.7.2), for $d(\boldsymbol{\theta}^r, \boldsymbol{\theta}_0)$ sufficiently small, it holds that

$$|\rho_j[\mathbf{\Lambda}^{r,r_0'}\mathbf{\Lambda}^{r,r_0}/N] - \rho_j[\mathbf{\Lambda}'_0\mathbf{\Lambda}_0/N]| \leq \|\mathbf{D}_{NT}\|_S \leq \|\mathbf{D}_{NT}\| \lesssim d(\boldsymbol{\theta}^r, \boldsymbol{\theta}_0), \quad (\text{B.8})$$

for $j = 1, \dots, r_0$, where the last inequality follows from (B.4) and (B.5). Assumption 1 (ii) and (B.8) imply that for N large enough and $d(\boldsymbol{\theta}^r, \boldsymbol{\theta}_0)$ sufficiently small, the eigenvalues for $\mathbf{\Lambda}^{r,r_0'}\mathbf{\Lambda}^{r,r_0}/N$ will be different. Hence, by (B.7) and the perturbation theory for eigenvectors (Franklin, 2012, Section 6.12), we have

$$\|\mathbf{R}'_T\mathbf{V}_T\mathbf{S} - \mathbb{I}_{r_0}\| = \|\mathbf{R}'_T\mathbf{V}_T - \mathbf{S}\| \lesssim \|\mathbf{D}_{NT}\| \lesssim d(\boldsymbol{\theta}^r, \boldsymbol{\theta}_0),$$

where $\mathbf{V}_T = \text{diag}((\mathbf{R}_{T,1}\mathbf{R}'_{T,1})^{-1/2}, \dots, (\mathbf{R}_{T,r_0}\mathbf{R}'_{T,r_0})^{-1/2})$ and $\mathbf{R}'_{T,j}$ is the j -th column of \mathbf{R}'_T . Additionally, the triangular inequality implies that

$$\|\mathbf{R}_T - \mathbf{S}\| \leq \|\mathbf{R}'_T \mathbf{V}_T - \mathbf{S}\| + \|\mathbf{R}'_T \mathbf{V}_T - \mathbf{R}'_T\| \leq \|\mathbf{R}'_T \mathbf{V}_T - \mathbf{S}\| + \|\mathbf{R}_T\| \cdot \|\mathbf{V}_T - \mathbb{I}_{r_0}\|.$$

By (B.4) and (B.6), for $d(\boldsymbol{\theta}^r, \boldsymbol{\theta}_0)$ small enough, it holds that

$$\|\mathbf{V}_T - \mathbb{I}_{r_0}\| \lesssim \|\mathbf{R}_T \mathbf{R}'_T - \mathbb{I}_{r_0}\| = \|\mathbf{R}'_T \mathbf{R}_T - \mathbb{I}_{r_0}\| = \|\mathbf{M}_{\mathbf{F}_0} \mathbf{F}^{r,r_0}\|^2 / T \lesssim d^2(\boldsymbol{\theta}^r, \boldsymbol{\theta}_0).$$

Then, it follows from the above three inequalities that for $d(\boldsymbol{\theta}^r, \boldsymbol{\theta}_0)$ small enough,

$$\|\mathbf{F}'_0 \mathbf{F}^{r,r_0} / T - \mathbf{S}\| = \|\mathbf{R}_T - \mathbf{S}\| \lesssim d(\boldsymbol{\theta}^r, \boldsymbol{\theta}_0). \quad (\text{B.9})$$

Finally, setting $\mathbf{U} = \mathbf{S}$, from (B.2), (B.4) and (B.9), we obtain

$$\|\mathbf{F}^{r,r_0} - \mathbf{F}_0 \mathbf{S}\| / \sqrt{T} \lesssim d(\boldsymbol{\theta}^r, \boldsymbol{\theta}). \quad (\text{B.10})$$

Then the desired result follows from (B.1) and (B.10).

Lemma B.2 *Suppose that Assumption 1 holds and $r_0 < r < \infty$, then for sufficiently small δ , we have*

$$E\left[\sup_{\boldsymbol{\theta}^r \in \Theta^r(\delta)} |\mathbb{W}_{NT}(\boldsymbol{\theta})|\right] \lesssim \frac{\delta}{\sqrt{L_{NT} h^3}} + \frac{\log L_{NT}}{L_{NT} h^2}.$$

Proof of Lemma B.2. The proof is similar to the proof of Lemma A.5, and it is thus omitted.

Proof of Theorem 3.4. First, following the proof of Lemma A.3, we can show that $d(\hat{\boldsymbol{\theta}}^r, \boldsymbol{\theta}_0) = o_p(1)$ when $r > r_0$. Second, like in the proof of Theorem 3.1, it follows from Lemma B.2 that

$$d(\hat{\boldsymbol{\theta}}^r, \boldsymbol{\theta}_0) = O_p(\delta_{NT}), \quad \text{for } r > r_0. \quad (\text{B.11})$$

Third, similar to (B.8), we can show that

$$|\hat{\sigma}_{N,j}^{\bar{r}} - \sigma_{Nj}| = |\rho_j[\hat{\boldsymbol{\Lambda}}^{\bar{r},r_0'} \hat{\boldsymbol{\Lambda}}^{\bar{r},r_0} / N] - \rho_j[\boldsymbol{\Lambda}'_0 \boldsymbol{\Lambda}_0 / N]| \lesssim d(\hat{\boldsymbol{\theta}}^{\bar{r}}, \boldsymbol{\theta}_0), \quad \text{for } j = 1, \dots, r_0. \quad (\text{B.12})$$

Thus, by (B.11), (B.12) and Assumption 1 (ii),

$$\hat{\sigma}_{N,r_0}^{\bar{r}} = \sigma_{Nr_0} + o_p(1) \rightarrow \sigma_{r_0} > 0, \quad (\text{B.13})$$

Fourth, by Lemma B.1 and (B.11), it holds that

$$\hat{\sigma}_{N,r_0+1}^{\bar{r}} \leq \sum_{j=r_0+1}^{\bar{r}} \hat{\sigma}_{N,j}^{\bar{r}} = \|\hat{\mathbf{\Lambda}}^{\bar{r},-r_0}\|^2/N \lesssim d(\hat{\boldsymbol{\theta}}^{\bar{r}}, \boldsymbol{\theta}_0)^2 = O_p(\delta_{NT}^2). \quad (\text{B.14})$$

Then, it follows from (B.13) and (B.14) that

$$\begin{aligned} P[\hat{r}_{\text{rank}} \neq r_0] &= P[\hat{r}_{\text{rank}} < r_0] + P[\hat{r}_{\text{rank}} > r_0] \\ &\leq P[\hat{\sigma}_{N,r_0}^{\bar{r}} \leq P_{NT}] + P[\hat{\sigma}_{N,r_0+1}^{\bar{r}} > P_{NT}] = o(1). \end{aligned}$$

Thus, $P[\hat{r}_{\text{rank}} = r_0] \rightarrow 1$.

C Proof of Theorem 3.5

Following the proof of Bai and Ng (2002), to prove Theorem 3.5, we just need to show that, for $l > r_0$,

$$\mathbb{M}_{NT}(\hat{\boldsymbol{\theta}}^{r_0}) - \mathbb{M}_{NT}(\hat{\boldsymbol{\theta}}^l) = O_p(\delta_{NT}^2), \quad (\text{C.1})$$

and for $l < r_0$, there exists $C > 0$, such that

$$\mathbb{M}_{NT}(\hat{\boldsymbol{\theta}}^{r_0}) - \mathbb{M}_{NT}(\hat{\boldsymbol{\theta}}^l) > C + o_p(1). \quad (\text{C.2})$$

We first consider $\mathbb{M}_{NT}(\hat{\boldsymbol{\theta}}^{r_0})$. Note that for any $\boldsymbol{\theta} \in \boldsymbol{\Theta}^r$, where $0 < r \leq \bar{r}$, $\mathbb{M}_{NT}(\boldsymbol{\theta}^r) = \mathbb{W}_{NT}(\boldsymbol{\theta}^r) + \bar{\mathbb{M}}_{NT}^*(\boldsymbol{\theta}^r)$. Similar to (A.22), for any given integer V , we have

$$\begin{aligned} &P[\delta_{NT}^{-2} |\mathbb{W}_{NT}(\hat{\boldsymbol{\theta}}^{r_0})| > 2^V] \\ &\leq P[\delta_{NT}^{-2} |\mathbb{W}_{NT}(\hat{\boldsymbol{\theta}}^{r_0})| > 2^V, \delta_{NT}^{-1} \cdot d(\hat{\boldsymbol{\theta}}^{r_0}, \boldsymbol{\theta}_0) \leq 2^{V/2}] + P[\delta_{NT}^{-1} \cdot d(\hat{\boldsymbol{\theta}}^{r_0}, \boldsymbol{\theta}_0) > 2^{V/2}] \\ &\leq \sum_{j \leq V/2} P[\sup_{\boldsymbol{\theta}^{r_0} \in \mathcal{S}_j} |\mathbb{W}_{NT}(\boldsymbol{\theta}^{r_0})| > \delta_{NT}^2 2^V] + P[d(\hat{\boldsymbol{\theta}}^{r_0}, \boldsymbol{\theta}_0) > \delta_{NT} 2^{V/2}]. \end{aligned} \quad (\text{C.3})$$

By Theorem 3.1, the second term on the RHS of (C.3) converges to 0 as $V \rightarrow \infty$. As for the first term, by Markov's inequality and Lemma A.5, it holds that

$$P[\sup_{\boldsymbol{\theta}^{r_0} \in \mathcal{S}_j} |\mathbb{W}_{NT}(\boldsymbol{\theta}^{r_0})| > \delta_{NT}^2 2^V] \lesssim \frac{1}{2^V \delta_{NT}^2} \cdot \left(\frac{2^j \delta_{NT}}{\sqrt{L_{NT} h^3}} + \frac{\log L_{NT}}{L_{NT} h^2} \right) \lesssim 2^{j-V}.$$

Then

$$\sum_{j \leq V/2} P[\sup_{\boldsymbol{\theta}^{r_0} \in \mathcal{S}_j} |\mathbb{W}_{NT}(\boldsymbol{\theta}^{r_0})| > \delta_{NT}^2 2^V] \lesssim \sum_{j \leq V/2} 2^{j-V} < \frac{V}{2} \cdot 2^{-V/2},$$

which converges to 0 as $V \rightarrow \infty$. Therefore, $\mathbb{W}_{NT}(\hat{\boldsymbol{\theta}}^{r_0}) = O_p(\delta_{NT}^2)$. In addition, by (A.1),

$$|E[K_h(X_{it} - \boldsymbol{\lambda}'_{0i} \mathbf{f}_{0t}) - K_h(X_{it} - \boldsymbol{\lambda}'_i{}^{r_0} \mathbf{f}_t^{r_0})]| \lesssim (\boldsymbol{\lambda}'_{0i} \mathbf{f}_{0t} - \boldsymbol{\lambda}'_i{}^{r_0} \mathbf{f}_t^{r_0})^2 + h^4.$$

Then

$$|\bar{\mathbb{M}}_{NT}^*(\hat{\boldsymbol{\theta}}^{r_0})| \lesssim d^2(\hat{\boldsymbol{\theta}}^{r_0}, \boldsymbol{\theta}_0) + h^4 = O_p(\delta_{NT}^2).$$

Thus,

$$\mathbb{M}_{NT}(\hat{\boldsymbol{\theta}}^{r_0}) = \bar{\mathbb{M}}_{NT}^*(\hat{\boldsymbol{\theta}}^{r_0}) + \mathbb{W}_{NT}(\hat{\boldsymbol{\theta}}^{r_0}) = O_p(\delta_{NT}^2). \quad (\text{C.4})$$

We then consider Case 1: $l > r_0$ and Case 2: $l < r_0$, respectively.

Case 1: $l > r_0$. Following the proof of the case where $l = r_0$, by Lemma B.2 and (B.11), we can show that $\mathbb{W}_{NT}(\hat{\boldsymbol{\theta}}^l) = O_p(\delta_{NT}^2)$ and $\bar{\mathbb{M}}_{NT}^*(\hat{\boldsymbol{\theta}}^l) = O_p(\delta_{NT}^2)$, thus $\mathbb{M}_{NT}(\hat{\boldsymbol{\theta}}^l) = O_p(\delta_{NT}^2)$. Combining this and (C.4), we have (C.1) established.

Case 2: $l < r_0$. By (C.4), to prove (C.2), we only need to show that $\mathbb{M}_{NT}(\hat{\boldsymbol{\theta}}^l) \geq C + o_p(1)$ for some $C > 0$. For this purpose, first, following the proof of Lemma A.3, we can obtain $\sup_{\boldsymbol{\theta} \in \Theta^l} |\mathbb{W}_{NT}(\boldsymbol{\theta}^l)| = o_p(1)$. Further, for any $\boldsymbol{\theta}^l \in \Theta^l$, divide $c_{it}^l = \boldsymbol{\lambda}'_i{}^l \mathbf{f}_t^l$ into groups S_1, S_2 , and define $\bar{\mathbb{M}}_{S_1}^*(\boldsymbol{\theta}^l), \bar{\mathbb{M}}_{S_2}^*(\boldsymbol{\theta}^l), d_{S_1}^2(\boldsymbol{\theta}^l, \boldsymbol{\theta}_0), d_{S_2}^2(\boldsymbol{\theta}^l, \boldsymbol{\theta}_0)$ similarly as in the proof of Lemma A.3. Then, $d_{S_1}^2(\boldsymbol{\theta}^l, \boldsymbol{\theta}_0) \lesssim \bar{\mathbb{M}}_{S_1}^*(\boldsymbol{\theta}^l), d_{S_2}^2(\boldsymbol{\theta}^l, \boldsymbol{\theta}_0) < d^2 h^4$ and $\sup_{\boldsymbol{\theta} \in \Theta^l} |\bar{\mathbb{M}}_{S_2}^*(\boldsymbol{\theta}^l)| \leq K_1 h^4$.

Note that $\mathbb{M}_{NT}(\hat{\boldsymbol{\theta}}^l) = \mathbb{W}_{NT}(\hat{\boldsymbol{\theta}}^l) + \bar{\mathbb{M}}_{S_1}^*(\hat{\boldsymbol{\theta}}^l) + \bar{\mathbb{M}}_{S_2}^*(\hat{\boldsymbol{\theta}}^l)$. Since $|\mathbb{W}_{NT}(\hat{\boldsymbol{\theta}}^l)| = o_p(1), |\bar{\mathbb{M}}_{S_2}^*(\hat{\boldsymbol{\theta}}^l)| = o_p(1)$, then it remains to show that $d_{S_1}^2(\hat{\boldsymbol{\theta}}^l, \boldsymbol{\theta}_0) \geq C + o_p(1)$.

To prove the above claim, similar to (B.4), we can show that

$$d^2(\hat{\boldsymbol{\theta}}^l, \boldsymbol{\theta}_0) \gtrsim \|\mathbf{M}_{\hat{\mathbf{F}}^l} \mathbf{F}_0\|^2 / T. \quad (\text{C.5})$$

Note that

$$\|\mathbf{M}_{\hat{\mathbf{F}}^l} \mathbf{F}_0\|^2 / T = \text{tr}(\mathbb{I}_{r_0} - \mathbf{F}'_0 \hat{\mathbf{F}}^l \hat{\mathbf{F}}^{l'} \mathbf{F}_0 / T^2) \geq \rho_{\max}(\mathbb{I}_{r_0} - \mathbf{F}'_0 \hat{\mathbf{F}}^l \hat{\mathbf{F}}^{l'} \mathbf{F}_0 / T^2). \quad (\text{C.6})$$

Moreover, by Lemma A.5 of Ahn and Horenstein (2013), it holds that

$$\rho_{\max}(\mathbb{I}_{r_0} - \mathbf{F}'_0 \hat{\mathbf{F}}^l \hat{\mathbf{F}}^{l'} \mathbf{F}_0 / T^2) + \rho_{\min}(\mathbf{F}'_0 \hat{\mathbf{F}}^l \hat{\mathbf{F}}^{l'} \mathbf{F}_0 / T^2) \geq \rho_{\min}(\mathbb{I}_{r_0}). \quad (\text{C.7})$$

Since $\mathbf{F}'_0 \hat{\mathbf{F}}^l \hat{\mathbf{F}}^{l'} \mathbf{F}_0$ is an $r_0 \times r_0$ symmetric matrix with rank less than or equal to $l < r_0$, then $\rho_{\min}(\mathbf{F}'_0 \hat{\mathbf{F}}^l \hat{\mathbf{F}}^{l'} \mathbf{F}_0 / T^2) = 0$. Therefore, it follows from (C.5)-(C.7) that there exists $C > 0$, such that $d^2(\hat{\boldsymbol{\theta}}^l, \boldsymbol{\theta}_0) \geq C + o_p(1)$. Since $d_{S_2}^2(\hat{\boldsymbol{\theta}}^l, \boldsymbol{\theta}_0) = o_p(1)$, then $d_{S_1}^2(\hat{\boldsymbol{\theta}}^l, \boldsymbol{\theta}_0) \geq C + o_p(1)$. This completes the proof.

Supplementary Material

This supplementary document contains two parts. Appendix S.1 provides the proofs for Theorems 3.2 and 3.3, together with some useful lemmas. Appendix S.2 presents the additional simulation results for error specifications S2-S3 and asymptotic distributions.

S.1 Proofs of Theorems 3.2 and 3.3

Let $K_h^{(j)}(u) = (\partial/\partial u)^j K_h(u)$ for $j = 1, 2, 3$. For fixed $\boldsymbol{\lambda}_i \in \mathcal{A}$, $\mathbf{f}_t \in \mathcal{F}$, define

$$\begin{aligned}\bar{K}_h^{(j)}(X_{it} - \boldsymbol{\lambda}'_i \mathbf{f}_t) &= E[K_h^{(j)}(X_{it} - \boldsymbol{\lambda}'_i \mathbf{f}_t)] \\ \tilde{K}_h^{(j)}(X_{it} - \boldsymbol{\lambda}'_i \mathbf{f}_t) &= K_h^{(j)}(X_{it} - \boldsymbol{\lambda}'_i \mathbf{f}_t) - \bar{K}_h^{(j)}(X_{it} - \boldsymbol{\lambda}'_i \mathbf{f}_t), \quad \text{for } j = 1, 2, 3.\end{aligned}$$

When the functions are evaluated at the true parameters, we suppress $K_h(X_{it} - \boldsymbol{\lambda}'_{0i} \mathbf{f}_{0t})$ as $K_{h,it}$, $\bar{K}_h^{(j)}(X_{it} - \boldsymbol{\lambda}'_{0i} \mathbf{f}_{0t})$ as $\bar{K}_{h,it}^{(j)}$, and $\tilde{K}_h^{(j)}(X_{it} - \boldsymbol{\lambda}'_{0i} \mathbf{f}_{0t})$ as $\tilde{K}_{h,it}^{(j)}$ for $j = 1, 2, 3$, to simplify the notations. For any matrix A with elements A_{kl} , let $\|A\|_{\max} = \max_{k,l} |A_{kl}|$. Let D_1, D_2, \dots denote some positive constants that do not depend on N and T .

Lemma S.1 *Under Assumptions 3, 5-8, for any $\boldsymbol{\theta} \in \Theta^{r_0}$, let $c_{it} = \boldsymbol{\lambda}'_i \mathbf{f}_t$, $c_{it}^0 = \boldsymbol{\lambda}'_{0i} \mathbf{f}_{0t}$, then*

$$(i) \quad \bar{K}_{h,it}^{(1)} = \bar{O}(h^5).$$

$$(ii) \quad \bar{K}_h^{(1)}(X_{it} - c_{it}) = -g_{it}^{(1)}(c_{it} - c_{it}^0) - g_{it}^{(3)}(c_{it} - c_{it}^0)h^2/2 - g_{it}^{(5)}(c_{it} - c_{it}^0)h^4/8 + \bar{O}(h^5).$$

$$(iii) \quad \bar{K}_{h,it}^{(3)} = \bar{O}(h^2), \bar{K}_h^{(3)}(X_{it} - c_{it}) = -g_{it}^{(3)}(c_{it} - c_{it}^0) + \bar{O}(h^2).$$

$$(iv) \quad E[(K_{h,it}^{(1)})^2] = g_{it}(0)Lh^{-3} + \bar{O}(h^{-2}), E[K_h^{(2)}(X_{it} - c_{it})^2] = \bar{O}(h^{-5}).$$

Proof of Lemma S.1. The proofs follow the standard steps when computing the means of kernel density estimators, therefore they are omitted here to save space.

Lemma S.2 *Under Assumptions 1-9, $d(\hat{\boldsymbol{\theta}}, \boldsymbol{\theta}_0) = O_p(1/\sqrt{L_{NT}h^3})$, as $N, T \rightarrow \infty$.*

Proof of Lemma S.2. Following the proof of Theorem 3.1, by Lemma S.1 (i), we can show that $d(\hat{\boldsymbol{\theta}}, \boldsymbol{\theta}_0) = O_p(1/\sqrt{L_{NT}h^3} + h^5)$. Since $L_{NT}h^{13} \rightarrow 0$ by Assumption 9, then $d(\hat{\boldsymbol{\theta}}, \boldsymbol{\theta}_0) = O_p(1/\sqrt{L_{NT}h^3})$, and thus $\|\hat{\mathbf{F}} - \mathbf{F}_0 \hat{\mathbf{S}}\|/\sqrt{T} = O_p(1/\sqrt{L_{NT}h^3})$, $\|\hat{\boldsymbol{\Lambda}} - \boldsymbol{\Lambda}_0 \hat{\mathbf{S}}\|/\sqrt{N} = O_p(1/\sqrt{L_{NT}h^3})$, Without loss of generality, we assume $\hat{\mathbf{S}} = \mathbb{I}_{r_0}$ to simplify the notations.

Lemma S.3 Under Assumptions 1-9, we have

$$\sup_{\lambda \in \mathcal{A}} \left| \frac{1}{T} \sum_{t=1}^T \tilde{K}_h(X_{it} - \lambda' \mathbf{f}_t) \right| = o_p(1), \quad \sup_{\lambda \in \mathcal{A}} \left| \frac{1}{T} \sum_{t=1}^T \tilde{K}_h^{(2)}(X_{it} - \lambda' \mathbf{f}_t) \mathbf{f}_{0t} \mathbf{f}_{0t}' \right| = o_p(1).$$

Proof of Lemma S.3. To save space, we only give the proof for the second result, as the proof for the first result is similar. Define

$$\mathbb{M}_{i,T}^2(\lambda, \mathbf{F}) = \frac{1}{T} \sum_{t=1}^T [K_h^{(2)}(X_{it} - \lambda' \mathbf{f}_t)] \mathbf{f}_{0t} \mathbf{f}_{0t}', \quad \bar{\mathbb{M}}_{i,T}^2(\lambda, \mathbf{F}) = \frac{1}{T} \sum_{t=1}^T E[K_h^{(2)}(X_{it} - \lambda' \mathbf{f}_t)] \mathbf{f}_{0t} \mathbf{f}_{0t}',$$

then $\mathbb{M}_{i,T}^2(\lambda, \mathbf{F}) - \bar{\mathbb{M}}_{i,T}^2(\lambda, \mathbf{F}) = \frac{1}{T} \sum_{t=1}^T \tilde{K}_h^{(2)}(X_{it} - \lambda' \mathbf{f}_t) \mathbf{f}_{0t} \mathbf{f}_{0t}'$. Following the proof of Lemma A.3, for any $\lambda \in \mathcal{A}$, let $\lambda^* = \{\lambda_{(j)}, j \leq J, \|\lambda - \lambda_{(j)}\| \leq 1/L_{NT}\}$. Fix any $\eta \in \mathbb{R}^{r_0}$, $\eta \neq 0$, and define

$$\begin{aligned} A_{1T}(\lambda) &= \eta' (\mathbb{M}_{i,T}^2(\lambda, \mathbf{F}_0) - \mathbb{M}_{i,T}^2(\lambda^*, \mathbf{F}_0)) \eta, \\ A_{2T}(\lambda) &= \eta' (\mathbb{M}_{i,T}^2(\lambda^*, \mathbf{F}_0) - \bar{\mathbb{M}}_{i,T}^2(\lambda^*, \mathbf{F}_0)) \eta, \\ A_{3T}(\lambda) &= \eta' (\bar{\mathbb{M}}_{i,t}^2(\lambda^*, \mathbf{F}_0) - \bar{\mathbb{M}}_{i,t}^2(\lambda, \mathbf{F}_0)) \eta. \end{aligned}$$

We analyze each of the above terms in order. First, for any $\lambda \in \mathcal{A}$, by Assumption 7 (i),

$$|A_{1T}(\lambda)| \leq c_3 K_2^3 \cdot \|\eta\|^2 / h^4 \cdot \|\lambda - \lambda^*\| \leq c_3 K_2^3 \|\eta\|^2 / (L_{NT} h^4).$$

Hence, $\sup_{\lambda \in \mathcal{A}} |A_{1T}(\lambda)| \leq c_3 K_2^3 \|\eta\|^2 / (L_{NT} h^4) = o_p(1)$. Since $A_{3T}(\lambda) = -E[A_{1T}(\lambda)]$, then

$$\sup_{\lambda \in \mathcal{A}} |A_{3T}(\lambda)| = \sup_{\lambda \in \mathcal{A}} |E[A_{1T}(\lambda)]| \leq E[\sup_{\lambda \in \mathcal{A}} |A_{1T}(\lambda)|] = o_p(1).$$

Second, write $A_{2T}(\lambda) = \mathbb{Z}_T / T = \sum_{t=1}^T Z_t / T$, where $w_t = K_h^{(2)}(X_{it} - \lambda^* \mathbf{f}_{0t}) (\eta' \mathbf{f}_{0t})^2 = K_h^{(2)}(e_{it}^0 - (\lambda^* - \lambda_{0i})' \mathbf{f}_{0t}) (\eta' \mathbf{f}_{0t})^2$ and $Z_t = w_t - E(w_t)$. By Lemma A.2, we have

$$\sigma^2(\mathbb{Z}_T) \leq \sum_{t=1}^T \text{Var}(w_t) + 2 \sum_{t=1}^{T-1} \sum_{l=t+1}^{t+p} |\text{Cov}[w_t, w_l]| := I + II. \quad (\text{S.1})$$

Since $|w_t| \leq c_2 K_2^2 \|\eta\|^2 / h^3$ by Assumption 5 (vi), then we can show that $I \leq \sum_{t=1}^T D_1 / h^6 = TD_1 / h^6$. In addition, for II , by Davydov's Lemma and Assumption 2 (ii), we have

$$II \leq 2 \sum_{t=1}^{T-1} \sum_{l=t+1}^{t+p} \alpha^{1/2}(l-t) E[|w_t|^4]^{1/4} E[|w_l|^4]^{1/4} \leq D_2 T / h^6.$$

Therefore, $\sigma^2(\mathbb{Z}_T) \leq (D_1 + D_2)T/h^6$. Then by Lemma A.2, for any $\epsilon > 0$,

$$P(|A_{2T}(\boldsymbol{\lambda})| \geq \epsilon) = P(|\mathbb{Z}_T|/T \geq \epsilon) \leq \exp\left(-\frac{\epsilon^2}{8v_1^2(\mathbb{Z}_T)}\right) + q\left(1 + \frac{8c_2K_2^2\|\boldsymbol{\eta}\|^2}{h^3\epsilon}\right)\alpha([p]),$$

where

$$v_1^2(\mathbb{Z}_T) = \frac{4(D_1 + D_2)}{Th^6} + \frac{2c_2K_2^2\|\boldsymbol{\eta}\|^2p}{Th^3}.$$

Let $p = T^{1/2}$, $q = T^{1/2}/2$. Since $\boldsymbol{\lambda}^*$ can take at most $J \lesssim L_{NT}^{r_0}$ values, then for any $\epsilon > 0$,

$$\begin{aligned} P(\sup_{\boldsymbol{\lambda} \in \mathcal{A}} |A_{2T}(\boldsymbol{\lambda})| \geq \epsilon) &\lesssim L_{NT}^{r_0} P(|A_{2T}(\boldsymbol{\lambda})| \geq \epsilon) \\ &\lesssim \exp\left(-Th^6\left(a(\epsilon) - \frac{r_0 \log L_{NT}}{Th^6}\right)\right) + T^{1/2}L_{NT}^{r_0}\left(1 + \frac{8c_2K_2^2\|\boldsymbol{\eta}\|^2}{h^3\epsilon}\right) \cdot \rho^{T^{1/2}} = o_p(1), \end{aligned}$$

where $a(\epsilon) = \epsilon^2/(32(D_1 + D_2) + 16c_2K_2^2\|\boldsymbol{\eta}\|^2ph^3)$. Hence $\sup_{\boldsymbol{\lambda} \in \mathcal{A}} |A_{2T}(\boldsymbol{\lambda})| = o_p(1)$.

Combining above results, we obtain $\sup_{\boldsymbol{\lambda} \in \mathcal{A}} |\boldsymbol{\eta}'(\mathbb{M}_{i,t}^{(2)}(\boldsymbol{\lambda}, \mathbf{F}_0) - \bar{\mathbb{M}}_{i,t}(\boldsymbol{\lambda}, \mathbf{F}_0))\boldsymbol{\eta}| = o_p(1)$. Since $\boldsymbol{\eta} \neq 0$ and was set arbitrarily, then $\sup_{\boldsymbol{\lambda} \in \mathcal{A}} |\mathbb{M}_{i,t}^{(2)}(\boldsymbol{\lambda}, \mathbf{F}_0) - \bar{\mathbb{M}}_{i,t}^{(2)}(\boldsymbol{\lambda}, \mathbf{F}_0)| = o_p(1)$.

Lemma S.4 *Under Assumptions 1-9, we have $\|\hat{\boldsymbol{\lambda}}_i - \boldsymbol{\lambda}_{0i}\| = o_p(1)$, for each i .*

Proof of Lemma S.4. Let $\mathbb{M}_{i,T}^*(\boldsymbol{\lambda}, \mathbf{F}) = \frac{1}{T} \sum_{t=1}^T [K_h(X_{it} - \boldsymbol{\lambda}'_{0i}\mathbf{f}_{0t}) - K_h(X_{it} - \boldsymbol{\lambda}'\mathbf{f}_t)]$ and $\bar{\mathbb{M}}_{i,T}^*(\boldsymbol{\lambda}, \mathbf{F}) = E[\mathbb{M}_{i,T}^*(\boldsymbol{\lambda}, \mathbf{F})]$. Note that $\hat{\boldsymbol{\lambda}}_i = \arg \max_{\boldsymbol{\lambda} \in \mathcal{A}} \mathbb{M}_{i,T}^*(\boldsymbol{\lambda}, \hat{\mathbf{F}})$. First, we show that

$$\sup_{\boldsymbol{\lambda} \in \mathcal{A}} |\mathbb{M}_{i,T}^*(\boldsymbol{\lambda}, \hat{\mathbf{F}}) - \bar{\mathbb{M}}_{i,T}^*(\boldsymbol{\lambda}, \mathbf{F}_0)| = o_p(1). \quad (\text{S.2})$$

Note that

$$\begin{aligned} \sup_{\boldsymbol{\lambda} \in \mathcal{A}} |\mathbb{M}_{i,T}^*(\boldsymbol{\lambda}, \hat{\mathbf{F}}) - \bar{\mathbb{M}}_{i,T}^*(\boldsymbol{\lambda}, \mathbf{F}_0)| &= \sup_{\boldsymbol{\lambda} \in \mathcal{A}} |-(\mathbb{M}_{i,T}(\boldsymbol{\lambda}, \hat{\mathbf{F}}) - \mathbb{M}_{i,T}(\boldsymbol{\lambda}, \mathbf{F}_0)) \\ &\quad - (\mathbb{M}_{i,T}(\boldsymbol{\lambda}, \mathbf{F}_0) - \bar{\mathbb{M}}_{i,T}(\boldsymbol{\lambda}, \mathbf{F}_0)) + (\mathbb{M}_{i,T}(\boldsymbol{\lambda}_{0i}, \mathbf{F}_0) - \bar{\mathbb{M}}_{i,T}(\boldsymbol{\lambda}_{0i}, \mathbf{F}_0))| \\ &\leq \sup_{\boldsymbol{\lambda} \in \mathcal{A}} |\mathbb{M}_{i,T}(\boldsymbol{\lambda}, \hat{\mathbf{F}}) - \mathbb{M}_{i,T}(\boldsymbol{\lambda}, \mathbf{F}_0)| + 2\sup_{\boldsymbol{\lambda} \in \mathcal{A}} |\mathbb{M}_{i,T}(\boldsymbol{\lambda}, \mathbf{F}_0) - \bar{\mathbb{M}}_{i,T}(\boldsymbol{\lambda}, \mathbf{F}_0)|. \end{aligned}$$

The second term is $o_p(1)$ by Lemma S.3 (i). In addition, by Assumption 5 (v) and Lemma S.2, it is easy to show that the first term is also $o_p(1)$. Thus, we have (S.2) established.

Second, for any $\epsilon > 0$, let $B_i(\epsilon) = \{\boldsymbol{\lambda} \in \mathcal{A}, \|\boldsymbol{\lambda} - \boldsymbol{\lambda}_{0i}\| > \epsilon\}$. For any $\boldsymbol{\lambda} \in B_i^C(\epsilon)$, by Lemma A.1 (i) and Assumption 3 (ii), we have

$$\bar{\mathbb{M}}_{i,T}^*(\boldsymbol{\lambda}, \mathbf{F}_0) - \bar{\mathbb{M}}_{i,T}^*(\boldsymbol{\lambda}_{0i}, \mathbf{F}_0) = \frac{1}{T} \sum_{t=1}^T [g_{it}(\boldsymbol{\lambda}'\mathbf{f}_{0t} - \boldsymbol{\lambda}'_{0i}\mathbf{f}_{0t}) - g_{it}(0)] + O(h^2) < 0.$$

Hence, $\sup_{\boldsymbol{\lambda} \in B_i^C(\epsilon)} \bar{\mathbb{M}}_{i,T}^*(\boldsymbol{\lambda}, \mathbf{F}_0) < \bar{\mathbb{M}}_{i,T}^*(\boldsymbol{\lambda}_{0i}, \mathbf{F}_0)$. Given this and (S.2), the consistency of $\hat{\boldsymbol{\lambda}}$ follows from a standard consistency argument for M -estimators (Newey and McFadden, 1994, Theorem 2.1).

To derive the asymptotic distribution of $\hat{\boldsymbol{\lambda}}_i$, we need to obtain the stochastic expansion of $\hat{\mathbf{f}}_t$. Define

$$\mathcal{S}^*(\boldsymbol{\theta}) = \left[\underbrace{\cdots, \frac{1}{\sqrt{NT}} \sum_{t=1}^T \bar{K}_h^{(1)}(X_{it} - \boldsymbol{\lambda}'_i \mathbf{f}_t) \mathbf{f}'_t, \cdots}_{1 \times Nr_0}, \underbrace{\cdots, \frac{1}{\sqrt{NT}} \sum_{i=1}^N \bar{K}_h^{(1)}(X_{it} - \boldsymbol{\lambda}'_i \mathbf{f}_t) \boldsymbol{\lambda}'_i, \cdots}_{1 \times Tr_0} \right]',$$

and $\mathcal{H}(\boldsymbol{\theta}) = \partial \mathcal{S}^*(\boldsymbol{\theta}) / \partial \boldsymbol{\theta}'$, $\mathcal{H} = \mathcal{H}(\boldsymbol{\theta}_0)$. Expanding $\mathcal{S}^*(\hat{\boldsymbol{\theta}})$ around $\mathcal{S}^*(\boldsymbol{\theta}_0)$,

$$\mathcal{S}^*(\hat{\boldsymbol{\theta}}) = \mathcal{S}^*(\boldsymbol{\theta}_0) + \mathcal{H} \cdot (\hat{\boldsymbol{\theta}} - \boldsymbol{\theta}_0) + \frac{1}{2} \mathcal{R}(\hat{\boldsymbol{\theta}}), \quad (\text{S.3})$$

where $\mathcal{R}(\hat{\boldsymbol{\theta}}) = \left(\sum_{j=1}^M \partial \mathcal{H}(\hat{\boldsymbol{\theta}}^*) / \partial \theta_j \cdot (\hat{\theta}_j - \theta_{0j}) \right) (\hat{\boldsymbol{\theta}} - \boldsymbol{\theta}_0)$, and θ_{0j}, θ_j denote the j -th element of $\boldsymbol{\theta}_0, \boldsymbol{\theta}$, respectively. $\hat{\boldsymbol{\theta}}^*$ lies between $\hat{\boldsymbol{\theta}}$ and $\boldsymbol{\theta}_0$. Define

$$\mathcal{H}_d = \begin{pmatrix} \mathcal{H}_d^A & 0 \\ 0 & \mathcal{H}_d^F \end{pmatrix}, \quad \mathcal{H}_d^A = \frac{\sqrt{T}}{\sqrt{N}} \text{diag}[\boldsymbol{\Phi}_{T,1}, \dots, \boldsymbol{\Phi}_{T,N}], \quad \mathcal{H}_d^F = \frac{\sqrt{N}}{\sqrt{T}} \text{diag}[\boldsymbol{\Psi}_{N,1}, \dots, \boldsymbol{\Psi}_{N,T}],$$

where $\boldsymbol{\Phi}_{T,i} = \frac{1}{T} \sum_{t=1}^T \bar{K}_{h,it}^{(2)} \mathbf{f}_{0t} \mathbf{f}'_{0t}$, $\boldsymbol{\Psi}_{N,t} = \frac{1}{N} \sum_{i=1}^N \bar{K}_{h,it}^{(2)} \boldsymbol{\lambda}_{0i} \boldsymbol{\lambda}'_{0i}$.

Lemma S.5 *Under Assumptions 1-8, there exists a matrix $\tilde{\mathcal{H}}$, such that $\tilde{\mathcal{H}}$ is invertible, and $\|\tilde{\mathcal{H}} - \mathcal{H}\|_{\max} = O(1/T^2)$, $\|\tilde{\mathcal{H}}^{-1} - \mathcal{H}_d^{-1}\|_{\max} = O(1/T)$.*

Proof of Lemma S.5. To simplify notations, we only consider $r_0 = 2$, but the proof can be generalized to the case where $r_0 > 2$ easily. Write $\boldsymbol{\lambda}_{0i} = (\lambda_{0i,1}, \lambda_{0i,2})'$, $\mathbf{f}_{0t} = (f_{0t,1}, f_{0t,2})'$.

First, define

$$\begin{aligned}
\boldsymbol{\omega}'_1 &= \underbrace{[(\lambda_{01,1}, 0) / \sqrt{N}, \dots, (\lambda_{0N,1}, 0) / \sqrt{N}]}_{\boldsymbol{\omega}'_{1\Lambda}} \underbrace{[(-f_{01,1}, 0) / \sqrt{T}, \dots, (-f_{0T,1}, 0) / \sqrt{T}]}_{\boldsymbol{\omega}'_{1F}}, \\
\boldsymbol{\omega}'_2 &= \underbrace{[(0, \lambda_{01,2}) / \sqrt{N}, \dots, (0, \lambda_{0N,2}) / \sqrt{N}]}_{\boldsymbol{\omega}'_{2\Lambda}} \underbrace{[(0, -f_{01,2}) / \sqrt{T}, \dots, (0, -f_{0T,2}) / \sqrt{T}]}_{\boldsymbol{\omega}'_{2F}}, \\
\boldsymbol{\omega}'_3 &= \underbrace{[(\lambda_{01,2}, 0) / \sqrt{N}, \dots, (\lambda_{0N,2}, 0) / \sqrt{N}]}_{\boldsymbol{\omega}'_{3\Lambda}} \underbrace{[(0, -f_{01,1}) / \sqrt{T}, \dots, (0, -f_{0T,1}) / \sqrt{T}]}_{\boldsymbol{\omega}'_{3F}}, \\
\boldsymbol{\omega}'_4 &= \underbrace{[(0, \lambda_{01,1}) / \sqrt{N}, \dots, (0, \lambda_{0N,1}) / \sqrt{N}]}_{\boldsymbol{\omega}'_{4\Lambda}} \underbrace{[(-f_{01,2}, 0) / \sqrt{T}, \dots, (-f_{0T,2}, 0) / \sqrt{T}]}_{\boldsymbol{\omega}'_{4F}},
\end{aligned}$$

and $\boldsymbol{\omega} = [\boldsymbol{\omega}_1, \boldsymbol{\omega}_2, \boldsymbol{\omega}_3, \boldsymbol{\omega}_4]$. It is easy to check that $\boldsymbol{\omega}'_p \boldsymbol{\omega}'_q = 0, p \neq q$. Moreover, we have

$$\boldsymbol{\omega} \boldsymbol{\omega}' = \begin{pmatrix} \sum_{k=1}^4 \boldsymbol{\omega}_{k\Lambda} \boldsymbol{\omega}'_{k\Lambda}, & -(NT)^{-1/2} \{\mathbf{f}_{0t} \boldsymbol{\lambda}'_{0i}\} \\ -(NT)^{-1/2} \{\boldsymbol{\lambda}_{0i} \mathbf{f}'_{0t}\}, & \sum_{k=1}^4 \boldsymbol{\omega}_{kF} \boldsymbol{\omega}'_{kF} \end{pmatrix}, \quad (\text{S.4})$$

where $\{\mathbf{f}_{0t} \boldsymbol{\lambda}'_{0i}\}$ denotes a $2N \times 2T$ matrix whose $\{i, t\}$ -th block is $\mathbf{f}_{0t} \boldsymbol{\lambda}'_{0i}$, and $\{\boldsymbol{\lambda}_{0i} \mathbf{f}'_{0t}\}$ denotes a $2T \times 2N$ matrix whose $\{t, i\}$ -th block is $\boldsymbol{\lambda}_{0i} \mathbf{f}'_{0t}$.

Second, we can write

$$\begin{aligned}
\mathcal{H} &= \begin{pmatrix} -(NT)^{-1/2} \text{diag} \left[\left\{ \sum_{t=1}^T \bar{K}_{h,it}^{(2)} \mathbf{f}_{0t} \mathbf{f}'_{0t} \right\} \right] & -(NT)^{-1/2} \left\{ \bar{K}_{h,it}^{(2)} \mathbf{f}_{0t} \boldsymbol{\lambda}'_{0i} - \bar{K}_{h,it}^{(1)} \cdot \mathbb{I}_2 \right\} \\ -(NT)^{-1/2} \left\{ \bar{K}_{h,it}^{(2)} \boldsymbol{\lambda}_{0i} \mathbf{f}'_{0t} - \bar{K}_{h,it}^{(1)} \cdot \mathbb{I}_2 \right\} & -(NT)^{-1/2} \text{diag} \left[\left\{ \sum_{i=1}^N \bar{K}_{h,it}^{(2)} \boldsymbol{\lambda}_{0i} \boldsymbol{\lambda}'_{0i} \right\} \right] \end{pmatrix} \\
&= b \underbrace{\begin{pmatrix} (NT)^{-1/2} \text{diag} \left[\left\{ \sum_{t=1}^T \mathbf{f}_{0t} \mathbf{f}'_{0t} \right\} \right] & (NT)^{-1/2} \{\mathbf{f}_{0t} \boldsymbol{\lambda}'_{0i}\} \\ (NT)^{-1/2} \{\boldsymbol{\lambda}_{0i} \mathbf{f}'_{0t}\} & (NT)^{-1/2} \text{diag} \left[\left\{ \sum_{i=1}^N \boldsymbol{\lambda}_{0i} \boldsymbol{\lambda}'_{0i} \right\} \right] \end{pmatrix}}_I \\
&+ \underbrace{\begin{pmatrix} (NT)^{-1/2} \text{diag} \left[\left\{ \sum_{t=1}^T b_{it} \mathbf{f}_{0t} \mathbf{f}'_{0t} \right\} \right] & (NT)^{-1/2} \left\{ b_{it} \mathbf{f}_{0t} \boldsymbol{\lambda}'_{0i} + \bar{K}_{h,it}^{(1)} \cdot \mathbb{I}_2 \right\} \\ (NT)^{-1/2} \left\{ b_{it} \boldsymbol{\lambda}_{0i} \mathbf{f}'_{0t} + \bar{K}_{h,it}^{(1)} \cdot \mathbb{I}_2 \right\} & (NT)^{-1/2} \text{diag} \left[\left\{ \sum_{i=1}^N b_{it} \boldsymbol{\lambda}_{0i} \boldsymbol{\lambda}'_{0i} \right\} \right] \end{pmatrix}}_{II}, \quad (\text{S.5})
\end{aligned}$$

where $b_{it} = -\bar{K}_{h,it}^{(2)} - b, 0 < b \leq g_1/2$. For I, by (S.4), we can write

$$I + b \boldsymbol{\omega} \boldsymbol{\omega}' = b \begin{pmatrix} \sqrt{\frac{T}{N}} \cdot \mathbb{I}_{2N} + \sum_{k=1}^4 \boldsymbol{\omega}_{k\Lambda} \boldsymbol{\omega}'_{k\Lambda} & \mathbf{0}_{2N \times 2T} \\ \mathbf{0}_{2T \times 2N} & \sqrt{\frac{N}{T}} \cdot \mathbb{I}_T \otimes \text{diag}(\sigma_{N1}, \sigma_{N2}) + \sum_{k=1}^4 \boldsymbol{\omega}_{kF} \boldsymbol{\omega}'_{kF} \end{pmatrix}. \quad (\text{S.6})$$

By Assumption 1, there exists a constant c such that $I + b \cdot \boldsymbol{\omega} \boldsymbol{\omega}' \geq c \cdot \mathbb{I}_{2(N+T)}$. For II , by Lemma S.1 (i), we have $\bar{K}_{h,it}^{(1)} = O(h^5)$, then

$$II = \frac{1}{\sqrt{NT}} \sum_{i=1}^N \sum_{t=1}^T (-\bar{K}_{h,it}^{(2)} - b) \boldsymbol{\mu}_{it} \boldsymbol{\mu}'_{it} + O(h^5), \quad (\text{S.7})$$

where $\boldsymbol{\mu}_{it} = \underbrace{[\mathbf{0}_{1 \times 2}, \dots, \mathbf{f}'_{0t}, \dots, \mathbf{0}_{1 \times 2}]}_{2T} \underbrace{[\mathbf{0}_{1 \times 2}, \dots, \boldsymbol{\lambda}'_{0i}, \dots, \mathbf{0}_{1 \times 2}]}_{2N}$. Lemma A.1 (iii) and Assumption 3 (iv) imply that for N, T large enough, $-\bar{K}_{h,it}^{(2)} > \underline{g}_1/2 \geq b$ for all i, t , thus $II \geq 0$. Then, it follows from (S.5)-(S.7) that

$$\mathcal{H}_b = \mathcal{H} + b \cdot \boldsymbol{\omega} \boldsymbol{\omega}' \geq c \cdot \mathbb{I}_{2(N+T)}, \quad \mathcal{H}_b^{-1} \leq c^{-1} \cdot \mathbb{I}_{2(N+T)}. \quad (\text{S.8})$$

Write $\mathcal{H}_b = \mathcal{H}_d + \mathcal{C}$, where

$$\mathcal{C} = \begin{pmatrix} b \cdot \sum_{k=1}^4 \boldsymbol{\omega}_{k\Lambda} \boldsymbol{\omega}'_{k\Lambda} & (NT)^{-1/2} \left\{ b_{it} \mathbf{f}_{0t} \boldsymbol{\lambda}'_{0i} + \bar{K}_{h,it}^{(1)} \cdot \mathbb{I}_2 \right\} \\ (NT)^{-1/2} \left\{ b_{it} \boldsymbol{\lambda}_{0i} \mathbf{f}'_{0t} + \bar{K}_{h,it}^{(1)} \cdot \mathbb{I}_2 \right\} & b \cdot \sum_{k=1}^4 \boldsymbol{\omega}_{kF} \boldsymbol{\omega}'_{kF} \end{pmatrix}.$$

Note that $\mathcal{H}_b^{-1} - \mathcal{H}_d^{-1} = -\mathcal{H}_d^{-1} \mathcal{C} \mathcal{H}_d^{-1} + \mathcal{H}_d^{-1} \mathcal{C} \mathcal{H}_b^{-1} \mathcal{C} \mathcal{H}_d^{-1}$. By (S.8), $\mathcal{H}_d^{-1} \mathcal{C} \mathcal{H}_b^{-1} \mathcal{C} \mathcal{H}_d^{-1} \leq c^{-1} \mathcal{H}_d^{-1} \mathcal{C}^2 \mathcal{H}_d^{-1}$, thus the j -th diagonal element of $\mathcal{H}_d^{-1} \mathcal{C} \mathcal{H}_b^{-1} \mathcal{C} \mathcal{H}_d^{-1}$ is smaller than that of $c^{-1} \mathcal{H}_d^{-1} \mathcal{C}^2 \mathcal{H}_d^{-1}$. Since the entry with the largest absolute value of a positive semidefinite matrix is always on the diagonal, then

$$\|\mathcal{H}_b^{-1} - \mathcal{H}_d^{-1}\|_{\max} \leq \|\mathcal{H}_d^{-1} \mathcal{C} \mathcal{H}_d^{-1}\|_{\max} + c^{-1} \|\mathcal{H}_d^{-1} \mathcal{C}^2 \mathcal{H}_d^{-1}\|_{\max}.$$

Since \mathcal{H}_d^{-1} is a block-diagonal matrix whose elements are all $O(1)$ and both $\|\mathcal{C}\|_{\max}$ and $\|\mathcal{C}^2\|_{\max}$ can be shown to be $O(1/T)$, then $\|\mathcal{H}_b^{-1} - \mathcal{H}_d^{-1}\|_{\max} = O(1/T)$.

Third, (S.8) implies $\text{rank}(\mathcal{H}) = 2(N+T) - s$, for $0 \leq s \leq 4$, then there exists an orthogonal matrix \mathcal{P} , and a diagonal matrix with nonzero elements \mathcal{Q} , such that

$$\mathcal{H} = \mathcal{P} \begin{pmatrix} \mathcal{Q} & \mathbf{0}_{[2(N+T)-s] \times s} \\ \mathbf{0}_{[2(N+T)-s] \times s} & \mathbf{0}_{s \times s} \end{pmatrix} \mathcal{P}',$$

Let \mathcal{P}_s denote the last s columns of \mathcal{P} , and let $\tilde{\mathcal{H}} = \mathcal{H}_b - b \cdot \tilde{\boldsymbol{\omega}} \tilde{\boldsymbol{\omega}}'$, $\tilde{\boldsymbol{\omega}} = [\boldsymbol{\omega}, \mathcal{P}_s/T]$, then $\tilde{\mathcal{H}}$ is invertible. By Woodbury matrix identity (Harville, 1997, Theorem 18.2.8), we can write

$$\tilde{\mathcal{H}}^{-1} = \mathcal{H}_b^{-1} + b \cdot \mathcal{H}_b^{-1} \tilde{\boldsymbol{\omega}} (\mathbb{I}_{4+s} - b \cdot \tilde{\boldsymbol{\omega}}' \mathcal{H}_b^{-1} \tilde{\boldsymbol{\omega}})^{-1} \tilde{\boldsymbol{\omega}}' \mathcal{H}_b^{-1}. \quad (\text{S.9})$$

Since $\|\mathcal{H}_b^{-1} - \mathcal{H}_d^{-1}\|_{\max} = O(1/T)$, then there exists \bar{c} such that $0 < \mathcal{H}_b^{-1} \leq \bar{c} \cdot \mathbb{I}_{2 \times (N+T)}$ for all \mathcal{H}_b . Then, we can choose $b = b_1$ such that $0 < b_1 \cdot \tilde{\omega}' \mathcal{H}_{b_1}^{-1} \tilde{\omega} \leq 1/2 \cdot \mathbb{I}_{4+s}$, and thus

$$b_1 \cdot \|\mathcal{H}_{b_1}^{-1} \tilde{\omega} (\mathbb{I}_{4+s} - b_1 \cdot \tilde{\omega}' \mathcal{H}_{b_1}^{-1} \tilde{\omega})^{-1} \tilde{\omega}' \mathcal{H}_{b_1}^{-1}\|_{\max} \leq 2b_1 \cdot \|\mathcal{H}_{b_1}^{-1} \tilde{\omega} \tilde{\omega}' \mathcal{H}_{b_1}^{-1}\|_{\max}. \quad (\text{S.10})$$

It is easy to show that $\|\mathcal{H}_{b_1}^{-1} \tilde{\omega} \tilde{\omega}' \mathcal{H}_{b_1}^{-1}\|_{\max} = O(1/T)$, then by (S.9)-(S.10), $\|\tilde{\mathcal{H}}^{-1} - \mathcal{H}_{b_1}^{-1}\|_{\max} = O(1/T)$. Thus, $\|\tilde{\mathcal{H}}^{-1} - \mathcal{H}_d^{-1}\|_{\max} = O(1/T)$, $\|\mathcal{H} - \tilde{\mathcal{H}}\| = O(1/T^2)$.

Lemma S.6 *Under Assumptions 2-9, we have*

$$E\left[\left(\frac{1}{T} \sum_{t=1}^T \tilde{K}_{h,it}^{(1)}\right)^2\right] = \bar{O}((Th^3)^{-1}), \quad E\left[\left(\frac{1}{T} \sum_{t=1}^T \tilde{K}_{h,it}^{(1)} \tilde{K}_{h,jt}^{(2)}\right)^2\right] = \bar{O}((Th^8)^{-1}), \quad j \neq i.$$

Proof of Lemma S.6. We only prove the first result. By Lemma A.1 (ii) (iv), $\text{Var}(K_{h,it}^{(1)}) = O(h^{-3})$, then it suffices to show that $\sum_{t=1}^T \sum_{s=1, s \neq t}^T \text{Cov}[K_{h,it}^{(1)}, K_{h,is}^{(1)}] = O(Th^{-3})$. Decompose $\sum_{s=1, s \neq t}^T \text{Cov}[K_{h,it}^{(1)}, K_{h,is}^{(1)}]$ as

$$\begin{aligned} & \sum_{s=1}^{t-\pi_T} \text{Cov}[K_{h,it}^{(1)}, K_{h,is}^{(1)}] + \sum_{s=t-\pi_T+1, s \neq t}^{t+\pi_T} \text{Cov}[K_{h,it}^{(1)}, K_{h,is}^{(1)}] + \sum_{s=\pi_T+t+1}^T \text{Cov}[K_{h,it}^{(1)}, K_{h,is}^{(1)}] \\ & := J_{21} + J_{22} + J_{23}, \end{aligned}$$

where $\pi_T \rightarrow \infty, \pi_T h \rightarrow 0$. For J_{22} , by Lemma S.1 (i), Assumptions 4 and 5 (viii), it is easy to show that $\text{Cov}[K_{h,it}^{(1)}, K_{h,is}^{(1)}] = O(h^{-2})$, then $|J_{22}| = O(\pi_T h^{-2}) = o(h^{-3})$. For J_{21} and J_{23} , by Davydov's Lemma, it holds that

$$|\text{Cov}[K_{h,it}^{(1)}, K_{h,is}^{(1)}]| \leq 8\alpha(|t-s|)^{1-2/b} E[|K_{h,it}^{(1)}|^b]^{1/b} \cdot E[|K_{h,is}^{(1)}|^b]^{1/b},$$

where $b > 2$. Assumption 3 (i), 5 (v) (vii) imply $E[|K_{h,it}^{(1)}|^b] = O(h^{1-2b})$, then

$$|J_{21}| \lesssim \sum_{l=\pi_T} [\alpha(l)]^{1-2/b} h^{2/b-4} \lesssim (\rho^{\pi_T} h^{-1})^{1-2/b} \sum_{l=1} [\alpha(l)]^{1-2/b} \cdot h^{-3}.$$

Let $\pi_T = T^{1/\gamma}$, then $\pi_T h \rightarrow 0, \rho^{\pi_T} h^{-1} \rightarrow 0$ by Assumption 6. Moreover, by Assumption 2 (ii), $\sum_{l=1} [\alpha(l)]^{1-2/b}$ is bounded, then, $J_{21} = o(h^{-3})$. Likewise, J_{23} is also $o(h^{-3})$, then $\sum_{s=1, s \neq t}^T \text{Cov}[K_{h,it}^{(1)}, K_{h,is}^{(1)}] = o(h^{-3})$. Thus, $E\left[\left(\frac{1}{T} \sum_{t=1}^T \tilde{K}_{h,it}^{(1)}\right)^2\right] = \bar{O}((Th^3)^{-1})$.

We then consider the stochastic expansion of $\hat{\mathbf{f}}_t$. By Lemma S.5 and (S.3), we can write

$$\hat{\boldsymbol{\theta}} - \boldsymbol{\theta}_0 = \mathcal{H}_d^{-1} \mathcal{S}^*(\hat{\boldsymbol{\theta}}) + \mathcal{D} \mathcal{S}^*(\hat{\boldsymbol{\theta}}) - \tilde{\mathcal{H}}^{-1} \mathcal{S}^*(\boldsymbol{\theta}_0) - \mathcal{U} \mathcal{V}(\hat{\boldsymbol{\theta}}) - 0.5 \tilde{\mathcal{H}}^{-1} \mathcal{R}(\hat{\boldsymbol{\theta}}), \quad (\text{S.11})$$

where $\mathcal{D} = \tilde{\mathcal{H}}^{-1} - \mathcal{H}_d^{-1}$, $\mathcal{U} = \tilde{\mathcal{H}}^{-1} \cdot (\mathcal{H} - \tilde{\mathcal{H}})$, $\mathcal{V}(\hat{\boldsymbol{\theta}}) = \hat{\boldsymbol{\theta}} - \boldsymbol{\theta}_0$. Second, define

$$\mathcal{S}(\boldsymbol{\theta}) = \left[\cdots, \frac{1}{\sqrt{NT}} \sum_{t=1}^T K_h^{(1)}(X_{it} - \boldsymbol{\lambda}'_i \mathbf{f}_t) \mathbf{f}'_t, \cdots, \frac{1}{\sqrt{NT}} \sum_{i=1}^N K_h^{(1)}(X_{it} - \boldsymbol{\lambda}'_i \mathbf{f}_t) \boldsymbol{\lambda}'_i, \cdots \right]',$$

and $\tilde{\mathcal{S}}(\boldsymbol{\theta}) = \mathcal{S}(\boldsymbol{\theta}) - \mathcal{S}^*(\boldsymbol{\theta})$. By first-order condition, $\mathcal{S}(\hat{\boldsymbol{\theta}}) = 0$, then by (S.11),

$$\hat{\boldsymbol{\theta}} - \boldsymbol{\theta}_0 = -\mathcal{H}_d^{-1} \tilde{\mathcal{S}}(\hat{\boldsymbol{\theta}}) - \mathcal{D} \tilde{\mathcal{S}}(\hat{\boldsymbol{\theta}}) - \mathcal{U} \cdot \mathcal{V}(\hat{\boldsymbol{\theta}}) - \tilde{\mathcal{H}}^{-1} \mathcal{S}^*(\boldsymbol{\theta}_0) - 0.5 \tilde{\mathcal{H}}^{-1} \mathcal{R}(\hat{\boldsymbol{\theta}}). \quad (\text{S.12})$$

Next, let $\mathcal{R}(\hat{\boldsymbol{\theta}})_j, \mathcal{V}(\hat{\boldsymbol{\theta}})_j$ denote the vector containing the $(j-1)r_0 + 1$ -th to the jr_0 -th elements of $\mathcal{R}(\hat{\boldsymbol{\theta}}), \mathcal{V}(\hat{\boldsymbol{\theta}})$ for $j = 1, \dots, N+T$. Lemma A.1 (ii) (iii) and Lemma S.2 imply

$$\mathcal{R}(\hat{\boldsymbol{\theta}})_i = \bar{O}_p(1) \|\hat{\boldsymbol{\lambda}}_i - \boldsymbol{\lambda}_{0i}\|^2 + \bar{O}_p((L_{NT} h^3)^{-1}) \|\hat{\boldsymbol{\lambda}}_i - \boldsymbol{\lambda}_{0i}\| + \bar{O}_p((L_{NT} h^3)^{-2}), \quad (\text{S.13})$$

for $i = 1, \dots, N$, and

$$\mathcal{R}(\hat{\boldsymbol{\theta}})_{N+t} = \bar{O}_p(1) \|\hat{\mathbf{f}}_t - \mathbf{f}_{0t}\|^2 + \bar{O}_p((L_{NT} h^3)^{-1}) \|\hat{\mathbf{f}}_t - \mathbf{f}_{0t}\| + \bar{O}_p((L_{NT} h^3)^{-2}) \quad (\text{S.14})$$

for $t = 1, \dots, T$. Moreover, write $\mathcal{D}_{j,s}, \mathcal{U}_{j,s}$ as the $r_0 \times r_0$ matrix containing the $(j-1)r_0 + 1$ to jr_0 rows and $(s-1)r_0 + 1$ to sr_0 columns of \mathcal{D} and \mathcal{U} . Write $[\tilde{\mathcal{H}}^{-1} \mathcal{S}^*(\boldsymbol{\theta}_0)]_j$ as the vector collecting the $(j-1)r_0 + 1$ to jr_0 rows of $\tilde{\mathcal{H}}^{-1} \mathcal{S}^*(\boldsymbol{\theta}_0)$. Lemma A.1 (iii), Lemma S.1 (i) and Lemma S.5 imply $\|\tilde{\mathcal{H}}^{-1} \mathcal{S}^*(\boldsymbol{\theta}_0)\|_{\max} = \bar{O}(h^5)$. Then by (S.12), we can write

$$\begin{aligned} \hat{\mathbf{f}}_t - \mathbf{f}_{0t} &= -(\boldsymbol{\Psi}_{N,t})^{-1} \frac{1}{N} \sum_{j=1}^N \tilde{K}_h^{(1)}(X_{jt} - \hat{\boldsymbol{\lambda}}'_j \hat{\mathbf{f}}_t) \hat{\boldsymbol{\lambda}}_j - \frac{1}{\sqrt{NT}} \sum_{j=1}^N \sum_{s=1}^T \mathcal{D}_{N+t,j} \tilde{K}_h^{(1)}(X_{js} - \hat{\boldsymbol{\lambda}}'_j \hat{\mathbf{f}}_s) \hat{\mathbf{f}}_s \\ &\quad - \frac{1}{\sqrt{NT}} \sum_{j=1}^N \sum_{s=1}^T \mathcal{D}_{N+t,N+s} \tilde{K}_h^{(1)}(X_{js} - \hat{\boldsymbol{\lambda}}'_j \hat{\mathbf{f}}_s) \hat{\boldsymbol{\lambda}}_j - \sum_{j=1}^{N+T} \mathcal{U}_{N+t,j} \mathcal{V}(\hat{\boldsymbol{\theta}})_j \\ &\quad - 0.5 (\boldsymbol{\Psi}_{N,t})^{-1} \sqrt{\frac{T}{N}} \mathcal{R}(\hat{\boldsymbol{\theta}})_{N+t} - 0.5 \sum_{j=1}^{N+T} \mathcal{D}_{N+t,j} \mathcal{R}(\hat{\boldsymbol{\theta}})_j + \bar{O}(h^5). \end{aligned} \quad (\text{S.15})$$

Lemma S.7 Let b_1, \dots, b_T be a sequence of uniformly bounded constants. Under Assumptions 1-9, we have

$$\frac{1}{T} \sum_{t=1}^T b_t (\hat{\mathbf{f}}_t - \mathbf{f}_{0t}) = O_p(h^5).$$

Proof of Lemma S.7. Define $d_j = \sqrt{NT} \cdot T^{-1} \sum_{t=1}^T b_t \mathcal{D}_{N+t,j}$ and $u_j = \sqrt{NT} \cdot T^{-1} \sum_{t=1}^T b_t \mathcal{U}_{N+t,j}$ for $j = 1, \dots, N+T$. Lemma S.5 and Assumption 9 imply that $\max_{1 \leq j \leq N+T} \|d_j\|$ is bounded, and $\max_{1 \leq j \leq N+T} \|u_j\|$ is $O(1/T)$. By (S.15), we can write

$$\begin{aligned} \frac{1}{T} \sum_{t=1}^T b_t (\hat{\mathbf{f}}_t - \mathbf{f}_{0t}) &= -\frac{1}{NT} \sum_{j=1}^N \sum_{t=1}^T b_t (\Psi_{N,t})^{-1} \tilde{K}_{h,jt}^{(1)} \boldsymbol{\lambda}_{0j} - \frac{1}{NT} \sum_{j=1}^N \sum_{s=1}^T d_j \tilde{K}_{h,j_s}^{(1)} \mathbf{f}_{0s} \\ &\quad - \frac{1}{NT} \sum_{j=1}^N \sum_{s=1}^T d_{N+s} \tilde{K}_{h,j_s}^{(1)} \boldsymbol{\lambda}_{0j} - \frac{1}{NT} \sum_{j=1}^N \sum_{t=1}^T b_t (\Psi_{N,t})^{-1} \{ \tilde{K}_h^{(1)}(X_{jt} - \hat{\boldsymbol{\lambda}}_j' \hat{\mathbf{f}}_t) \hat{\boldsymbol{\lambda}}_j - \tilde{K}_{h,jt}^{(1)} \boldsymbol{\lambda}_{0j} \} \\ &\quad - \frac{1}{NT} \sum_{j=1}^N \sum_{s=1}^T d_j \{ \tilde{K}_h^{(1)}(X_{js} - \hat{\boldsymbol{\lambda}}_j' \hat{\mathbf{f}}_s) \hat{\mathbf{f}}_s - \tilde{K}_{h,j_s}^{(1)} \mathbf{f}_{0s} \} \\ &\quad - \frac{1}{NT} \sum_{j=1}^N \sum_{s=1}^T d_{N+s} \{ \tilde{K}_h^{(1)}(X_{js} - \hat{\boldsymbol{\lambda}}_j' \hat{\mathbf{f}}_s) \hat{\boldsymbol{\lambda}}_j - \tilde{K}_{h,j_s}^{(1)} \boldsymbol{\lambda}_{0j} \} - \frac{1}{\sqrt{NT}} \sum_{j=1}^{N+T} u_j \mathcal{V}(\hat{\boldsymbol{\theta}})_j \\ &\quad - \frac{1}{2\sqrt{NT}} \sum_{t=1}^T b_t (\Psi_{N,t})^{-1} \mathcal{R}(\hat{\boldsymbol{\theta}})_{N+t} - \frac{1}{2\sqrt{NT}} \sum_{j=1}^{N+T} d_j \mathcal{R}(\hat{\boldsymbol{\theta}})_j + \bar{O}(h^5). \end{aligned} \quad (\text{S.16})$$

First, by Lemma S.6 (i), the first three terms on the RHS of (S.16) are $O_p(1/\sqrt{NT}h^3)$. Next, it follows from Lemma S.2 and Lemma S.5 that the 7th term is $O_p((L_{NT}h)^{-3/2})$. Further, by (S.13) and (S.14), the 8th-9th terms are $O_p((L_{NT}h^3)^{-1})$.

We then consider the remaining three terms. For any $\boldsymbol{\theta} \in \Theta^{r_0}$, define

$$\begin{aligned} \Delta_{NT}(\boldsymbol{\theta}, \boldsymbol{\theta}_0) &= \frac{1}{NT} \sum_{j=1}^N \sum_{s=1}^T d_j \{ \tilde{K}_h^{(1)}(X_{js} - \boldsymbol{\lambda}_j' \mathbf{f}_s) \mathbf{f}_s - \tilde{K}_{h,j_s}^{(1)} \mathbf{f}_{0s} \} \\ &= \frac{1}{NT} \sum_{j=1}^N \sum_{s=1}^T d_j \tilde{K}_h^{(1)}(X_{js} - \boldsymbol{\lambda}_j' \mathbf{f}_s) (\mathbf{f}_s - \mathbf{f}_{0s}) + \frac{1}{NT} \sum_{j=1}^N \sum_{s=1}^T d_j [\tilde{K}_h^{(1)}(X_{js} - \boldsymbol{\lambda}_j' \mathbf{f}_s) - \tilde{K}_{h,j_s}^{(1)}] \mathbf{f}_{0s} \\ &:= \Delta_{1,NT}(\boldsymbol{\theta}, \boldsymbol{\theta}_0) + \Delta_{2,NT}(\boldsymbol{\theta}, \boldsymbol{\theta}_0). \end{aligned}$$

Thus, $\|\Delta_{NT}(\boldsymbol{\theta}, \boldsymbol{\theta}_0)\|_{\psi_1} \leq \|\Delta_{1,NT}(\boldsymbol{\theta}, \boldsymbol{\theta}_0)\|_{\psi_1} + \|\Delta_{2,NT}(\boldsymbol{\theta}, \boldsymbol{\theta}_0)\|_{\psi_1}$. Similar to Lemma A.3, we can show that, for $d(\boldsymbol{\theta}, \boldsymbol{\theta}_0)$ sufficiently small,

$$\|\Delta_{1,NT}(\boldsymbol{\theta}, \boldsymbol{\theta}_0)\|_{\psi_1} \lesssim \frac{\|\mathbf{F} - \mathbf{F}_0\|}{T\sqrt{N}h^3} + \frac{T^{1/\gamma}}{NT} \lesssim \frac{d(\boldsymbol{\theta}, \boldsymbol{\theta}_0)}{\sqrt{NT}h^3} + \frac{T^{1/\gamma}}{NT},$$

and

$$\|\Delta_{2,NT}(\boldsymbol{\theta}, \boldsymbol{\theta}_0)\|_{\psi_1} \lesssim \frac{d(\boldsymbol{\theta}, \boldsymbol{\theta}_0)}{\sqrt{LNT}h^5} + \frac{T^{1/\gamma}}{LNT}.$$

Then, similar to Lemma A.5, we can show that, for sufficiently small $\delta > 0$,

$$E\left[\sup_{\boldsymbol{\theta} \in \Theta^{r_0}(\delta)} \Delta_{NT}(\boldsymbol{\theta})\right] \lesssim \frac{\delta}{\sqrt{LNT}h^5} + \frac{\log LNT}{LNT}h^3. \quad (\text{S.17})$$

Then, by (S.17) and Lemma S.2, $\Delta_{NT}(\hat{\boldsymbol{\theta}}) = O_p((LNT)h^4)^{-1}$, and the fifth term on the RHS of (S.16) is $O_p((LNT)h^4)^{-1}$. Similar results can be obtained for the fourth and sixth terms. Combining all the results, by Assumption 9, the desired result follows.

Lemma S.8 *Under Assumptions 1-9, for each i , we have*

$$\begin{aligned} \frac{1}{T} \sum_{t=1}^T \tilde{K}_{h,it}^{(1)}(X_{it} - \hat{\boldsymbol{\lambda}}_i' \hat{\mathbf{f}}_t^*)(\hat{\mathbf{f}}_t - \mathbf{f}_{0t}) &= O_p((LNT)h^6)^{-1} + o_p(\|\hat{\boldsymbol{\lambda}}_i - \boldsymbol{\lambda}_{0i}\|), \\ \frac{1}{T} \sum_{t=1}^T \tilde{K}_{h,it}^{(2)}(X_{it} - \hat{\boldsymbol{\lambda}}_i' \hat{\mathbf{f}}_t^*) \mathbf{f}_{0t}(\hat{\mathbf{f}}_t - \mathbf{f}_{0t})' &= O_p((LNT)h^7)^{-1} + o_p(\|\hat{\boldsymbol{\lambda}}_i - \boldsymbol{\lambda}_{0i}\|), \end{aligned}$$

where $\hat{\mathbf{f}}_t^*$ lies between $\hat{\mathbf{f}}_t$ and \mathbf{f}_{0t} .

Proof of Lemma S.8. We only prove the second result. First, the second result can be written as

$$\frac{1}{T} \sum_{t=1}^T \tilde{K}_{h,it}^{(2)} \mathbf{f}_{0t}(\hat{\mathbf{f}}_t - \mathbf{f}_{0t})' + \frac{1}{T} \sum_{t=1}^T \tilde{K}_{h,it}^{(3)}(X_{it} - c_{it}^*) \mathbf{f}_{0t}(\hat{\mathbf{f}}_t - \mathbf{f}_{0t})'(\hat{\boldsymbol{\lambda}}_i' \hat{\mathbf{f}}_t^* - \boldsymbol{\lambda}_{0i}' \mathbf{f}_{0t}), \quad (\text{S.18})$$

where c_{it}^* is between $\hat{\boldsymbol{\lambda}}_i' \hat{\mathbf{f}}_t^*$ and $\boldsymbol{\lambda}_{0i}' \mathbf{f}_{0t}$. By Lemma S.2, the second term on the RHS of (S.18) is bounded by

$$\begin{aligned} &\frac{1}{T} \sum_{t=1}^T |\tilde{K}_{h,it}^{(3)}(X_{it} - c_{it}^*)| \cdot \|\mathbf{f}_{0t}\| \cdot \|\hat{\mathbf{f}}_t - \mathbf{f}_{0t}\| \cdot (\|\hat{\mathbf{f}}_t^* - \mathbf{f}_{0t}\| \|\hat{\boldsymbol{\lambda}}_i\| + \|\hat{\boldsymbol{\lambda}}_i - \boldsymbol{\lambda}_{0i}\| \|\mathbf{f}_{0t}\|) \\ &\lesssim O_p((LNT)h^7)^{-1} + O_p(\|\hat{\boldsymbol{\lambda}}_i - \boldsymbol{\lambda}_{0i}\| \cdot 1/\sqrt{LNT}h^{11}) = O_p((LNT)h^7)^{-1} + o_p(\|\hat{\boldsymbol{\lambda}}_i - \boldsymbol{\lambda}_{0i}\|). \end{aligned}$$

We then consider the first term on the RHS of (S.18). From (S.15), we have

$$\begin{aligned}
& \frac{1}{T} \sum_{t=1}^T \tilde{K}_{h,it}^{(2)} \mathbf{f}_{0t} (\hat{\mathbf{f}}_t - \mathbf{f}_{0t})' = -\frac{1}{NT} \sum_{t=1}^T \sum_{j=1}^N \tilde{K}_{h,it}^{(2)} \tilde{K}_{h,jt}^{(1)} \mathbf{f}_{0t} \boldsymbol{\lambda}_{0j} (\boldsymbol{\Psi}_{N,t})^{-1} \\
& - \frac{1}{NT} \sum_{t=1}^T \sum_{j=1}^N \tilde{K}_{h,it}^{(2)} \mathbf{f}_{0t} \cdot \{ \tilde{K}_h^{(1)}(X_{jt} - \hat{\boldsymbol{\lambda}}_j' \hat{\mathbf{f}}_t) \hat{\boldsymbol{\lambda}}_j' - \tilde{K}_{h,jt}^{(1)} \boldsymbol{\lambda}_{0j}' \} (\boldsymbol{\Psi}_{N,t})^{-1} \\
& + \frac{1}{\sqrt{NT}} \sum_{j=1}^N \sum_{s=1}^T \left(\frac{1}{T} \sum_{t=1}^T \tilde{K}_{h,it}^{(2)} \mathbf{f}_{0t} \hat{\mathbf{f}}_s' \mathcal{D}'_{N+t,j} \right) \bar{K}_h^{(1)}(X_{js} - \hat{\boldsymbol{\lambda}}_j' \hat{\mathbf{f}}_s) \\
& + \frac{1}{\sqrt{NT}} \sum_{j=1}^N \sum_{s=1}^T \left(\frac{1}{T} \sum_{t=1}^T \tilde{K}_{h,it}^{(2)} \mathbf{f}_{0t} \hat{\boldsymbol{\lambda}}_j' \mathcal{D}'_{N+t,N+s} \right) \bar{K}_h^{(1)}(X_{js} - \hat{\boldsymbol{\lambda}}_j' \hat{\mathbf{f}}_s) \\
& - \frac{1}{T} \sum_{t=1}^T \sum_{j=1}^{N+T} \tilde{K}_{h,it}^{(2)} \mathbf{f}_{0t} \mathcal{V}(\hat{\boldsymbol{\theta}})'_j \mathcal{U}'_{N+t,j} - \frac{1}{2\sqrt{NT}} \sum_{t=1}^T \tilde{K}_{h,it}^{(2)} \mathbf{f}_{0t} \mathcal{R}(\hat{\boldsymbol{\theta}})'_{N+t} (\boldsymbol{\Psi}_{N,t})^{-1} \\
& - \frac{1}{2T} \sum_{t=1}^T \sum_{j=1}^N \tilde{K}_{h,it}^{(2)} \mathbf{f}_{0t} \mathcal{R}(\hat{\boldsymbol{\theta}})'_j \mathcal{D}'_{N+t,j} - \frac{1}{2T} \sum_{t=1}^T \sum_{s=1}^T \tilde{K}_{h,it}^{(2)} \mathbf{f}_{0t} \mathcal{R}(\hat{\boldsymbol{\theta}})'_{N+s} \mathcal{D}'_{N+t,N+s} + \bar{O}(h^2).
\end{aligned} \tag{S.19}$$

First, the first term on the RHS of (S.19) can be written as

$$\frac{1}{NT} \sum_{t=1}^T \tilde{K}_{h,it}^{(2)} \tilde{K}_{h,it}^{(1)} \mathbf{f}_{0t} \boldsymbol{\lambda}_{0j} (\boldsymbol{\Psi}_{N,t})^{-1} + \frac{1}{NT} \sum_{t=1}^T \sum_{j=1, j \neq i}^N \tilde{K}_{h,it}^{(2)} \tilde{K}_{h,jt}^{(1)} \mathbf{f}_{0t} \boldsymbol{\lambda}_{0j} (\boldsymbol{\Psi}_{N,t})^{-1}.$$

The first term of above equation is $O_p(1/(Nh^5))$ by Assumption 5 (v) (vi), while the second term is $O_p(1/\sqrt{NT}h^8)$ by Lemma S.6 (ii). Thus, the first term of (S.19) is $O_p(1/(Nh^5))$.

Second, the second term on the RHS of (S.19) can be written as

$$\begin{aligned}
& \frac{1}{NT} \sum_{t=1}^T \tilde{K}_{h,it}^{(2)} \mathbf{f}_{0t} \cdot \{ \tilde{K}_h^{(1)}(X_{it} - \hat{\boldsymbol{\lambda}}_i' \hat{\mathbf{f}}_t) \hat{\boldsymbol{\lambda}}_i' - \tilde{K}_{h,it}^{(1)} \boldsymbol{\lambda}_{0i}' \} (\boldsymbol{\Psi}_{N,t})^{-1} \\
& + \frac{1}{NT} \sum_{t=1}^T \sum_{j=1, j \neq i}^N \tilde{K}_{h,it}^{(2)} \mathbf{f}_{0t} \cdot \{ \tilde{K}_h^{(1)}(X_{jt} - \hat{\boldsymbol{\lambda}}_j' \hat{\mathbf{f}}_t) \hat{\boldsymbol{\lambda}}_j' - \tilde{K}_{h,jt}^{(1)} \boldsymbol{\lambda}_{0j}' \} (\boldsymbol{\Psi}_{N,t})^{-1}.
\end{aligned}$$

The first term is $O_p((Nh^5)^{-1})$, while similar to the proof of Lemma S.7, the second term can be shown to be $O_p((L_{NT}h^7)^{-1})$. Thus, the second term on RHS of (S.19) is $O_p((L_{NT}h^7)^{-1})$.

Next, for the third term on the RHS of (S.19), its (p, q) element is given by

$$\frac{1}{NT} \sum_{j=1}^N \sum_{s=1}^T \chi_{i,j} \cdot \bar{K}_h^{(1)}(X_{js} - \hat{\lambda}'_j \hat{\mathbf{f}}_s) \hat{\mathbf{f}}_s,$$

where $\chi_{i,j} = T^{-1} \sum_{t=1}^T (\sqrt{NT} \mathcal{D}_{N+t,j,q}) f_{0t,p} \cdot \tilde{K}_{h,it}^{(2)}$, and $f_{0t,p}$ is the p -th element of \mathbf{f}_{0t} , $\mathcal{D}_{N+t,j,q}$ is the q -th row of $D_{N+t,j}$. Then, the third term is bounded by

$$\sqrt{\frac{1}{N} \sum_{j=1}^N \|\chi_{i,j}\|^2} \cdot \sqrt{\frac{1}{NT} \sum_{j=1}^N \sum_{s=1}^T [\bar{K}_h^{(1)}(X_{js} - \hat{\lambda}'_j \hat{\mathbf{f}}_s)]^2 \|\hat{\mathbf{f}}_s\|^2}.$$

Since $|\sqrt{NT} f_{0t,p} \mathcal{D}_{N+t,j,q}|$ is uniformly bounded by Lemma S.5, then by Lemma S.1 (v), we have $\|\chi_{i,j}\| = O_p(1/\sqrt{Th^5})$. Moreover, by Lemma S.1 (i) (ii), it holds that

$$[\bar{K}_h^{(1)}(X_{js} - \hat{\lambda}'_j \hat{\mathbf{f}}_s)]^2 \lesssim (\boldsymbol{\lambda}'_{0j} \mathbf{f}_{0s} - \hat{\lambda}'_j \hat{\mathbf{f}}_s)^2 + \bar{O}(h^{10}).$$

Then, it follows from Lemma S.2 and Assumption 9 that

$$\sqrt{\frac{1}{NT} \sum_{j=1}^N \sum_{s=1}^T [\bar{K}_h^{(1)}(X_{js} - \hat{\lambda}'_j \hat{\mathbf{f}}_s)]^2 \|\hat{\mathbf{f}}_s\|^2} \lesssim O(h^5) + d(\hat{\boldsymbol{\theta}}, \boldsymbol{\theta}_0) = O_p(1/\sqrt{L_{NT} h^3}).$$

Therefore, the third term on the RHS of (S.19) is $O_p((L_{NT} h^4)^{-1})$. The 4th term can be shown to be $O_p((L_{NT} h^4)^{-1})$ in the same way. Additionally, since $\|\mathcal{U}\|_{\max} = O(1/T^2)$, then by Lemma S.2, the 5th term is $O_p((L_{NT}^{3/2} h^{9/2})^{-1})$. Moreover, it follows from (S.13) that the 6th term is $O_p((L_{NT} h^6)^{-1})$. The (p, q) element of the 7th term can be written as $(2\sqrt{NT})^{-1} \sum_{j=1}^N \chi_{i,j} \mathcal{R}(\hat{\boldsymbol{\theta}})_j$, then, by (S.13) and Lemma S.2, it is bounded by

$$\frac{\sqrt{N}}{2\sqrt{T}} \sqrt{\frac{1}{N} \sum_{j=1}^N \|\chi_{i,j}\|^2} \cdot \sqrt{\frac{1}{N} \sum_{j=1}^N \|\mathcal{R}(\hat{\boldsymbol{\theta}}_j)\|^2} = O_p((L_{NT} h^4)^{-1}).$$

The same bound for the 8th term can be obtained using the same argument.

Combining all the above results, by Assumption 9, we have Lemma S.8 established.

Lemma S.9 *Under Assumptions 1-10, we have*

$$\frac{\sqrt{Th^3}}{T} \sum_{t=1}^T \tilde{K}_{h,it}^{(1)} \mathbf{f}_{0t} \xrightarrow{d} \mathcal{N}(0, \boldsymbol{\Sigma}_i), \quad (\text{S.20})$$

where $\boldsymbol{\Sigma}_i = \lim_{T \rightarrow \infty} \frac{1}{T} \sum_{t=1}^T L g_{it}(0) \mathbf{f}_{0t} \mathbf{f}'_{0t}$, $L = \int |K^{(1)}(u)|^2 du$.

Proof of Lemma S.9. Let $\mathbf{Z}_{i,t} = \sqrt{h^3} \tilde{K}_{h,it}^{(1)} \mathbf{f}_{0t}$, $\mathbf{W}_T = \sum_{t=1}^T \mathbf{Z}_{i,t}$, then it suffices to show $\frac{1}{\sqrt{T}} \mathbf{W}_T \xrightarrow{d} \mathcal{N}(0, \boldsymbol{\Sigma}_i)$. Partition $\{1, \dots, T\}$ into $2k + 1$ subsets with large blocks of size $u = u_T$ and small blocks of size $v = v_T$. Let $k = k_T = \lfloor \frac{T}{u_T + v_T} \rfloor$, where $\lfloor \cdot \rfloor$ is the floor function. Define

$$\boldsymbol{\eta}_j = \sum_{t=j(u+v)+1}^{j(u+v)+u-1} \mathbf{Z}_{i,t}, \quad \boldsymbol{\xi}_j = \sum_{t=j(u+v)+u}^{(j+1)(u+v)-1} \mathbf{Z}_{i,t}, \quad \boldsymbol{\zeta}_j = \sum_{k(u+v)}^T \mathbf{Z}_{i,t}, \quad (\text{S.21})$$

for $0 \leq j \leq k-1$. Then $\mathbf{W}_T = \sum_{j=0}^{k-1} \boldsymbol{\eta}_j + \sum_{j=0}^{k-1} \boldsymbol{\xi}_j + \boldsymbol{\zeta}_j := \mathbf{W}_{T1} + \mathbf{W}_{T2} + \mathbf{W}_{T3}$. Write $\boldsymbol{\eta}_j = (\eta_{1,j}, \dots, \eta_{r_0,j})'$, $\mathbf{W}_{T1} = (w_{1,T1}, \dots, w_{r_0,T1})'$. According to Masry (1996), to prove the asymptotic normality of \mathbf{W}_T , it suffices to show that, as $T \rightarrow \infty$, for every $\varepsilon > 0$,

$$\frac{1}{T} E[\mathbf{W}_{T2} \mathbf{W}'_{T2}] \rightarrow 0, \quad \frac{1}{T} E[\mathbf{W}_{T3} \mathbf{W}'_{T3}] \rightarrow 0, \quad (\text{S.22})$$

$$|E[\exp(itw_{s,T1})] - \prod_{j=0}^{k-1} E[\exp(it\eta_{s,j})]| \rightarrow 0, \quad \text{for } s = 1, \dots, r_0, \quad (\text{S.23})$$

$$\frac{1}{T} \sum_{j=0}^{k-1} E[\boldsymbol{\eta}_j \boldsymbol{\eta}'_j] \rightarrow \boldsymbol{\Sigma}_i, \quad \frac{1}{T} \sum_{j=0}^{k-1} E[\boldsymbol{\eta}_j \boldsymbol{\eta}'_j \mathbf{1}\{\|\boldsymbol{\eta}_j\| > \varepsilon \|\boldsymbol{\Sigma}_i^{1/2}\| \sqrt{T}\}] \rightarrow 0. \quad (\text{S.24})$$

First, we choose u_T . By Assumption 2 (ii), there exist integers $q_T \rightarrow \infty$ such that

$$q_T v_T = o((Th)^{1/2}), \quad q_T (T/h)^{1/2} \alpha(v_T) \rightarrow 0, \quad \text{as } T \rightarrow \infty. \quad (\text{S.25})$$

Define $u_T = \lfloor (Th)^{1/2} / q_T \rfloor$. By (S.25), we can show that, as $T \rightarrow \infty$

$$v_T / u_T \rightarrow 0, \quad u_T / T \rightarrow 0, \quad u_T / (Th)^{1/2} \rightarrow 0, \quad \frac{T}{u_T} \alpha(v_T) \rightarrow 0. \quad (\text{S.26})$$

Second, we establish (S.22). Note that

$$E[\mathbf{W}_{T2} \mathbf{W}'_{T2}] = \text{Var}\left[\sum_{j=0}^{k-1} \boldsymbol{\xi}_j\right] = \sum_{j=0}^{k-1} \text{Var}[\boldsymbol{\xi}_j] + \sum_{q,j=0,q \neq j}^{k-1} \text{Cov}(\boldsymbol{\xi}_q, \boldsymbol{\xi}_j) := \mathbf{F}_1 + \mathbf{F}_2.$$

By Lemma S.1 (iv), we have $\text{Var}(\mathbf{Z}_{i,t}) = Lg_{it}(0) \mathbf{f}_{0t} \mathbf{f}'_{0t} + \bar{O}(h)$. Further, following the proof of Lemma S.6, we can obtain $\sum_{s=1, s \neq t}^T \text{Cov}(\mathbf{Z}_{i,t}, \mathbf{Z}_{i,s}) = o(1)$. Hence,

$$\begin{aligned} \text{Var}[\boldsymbol{\xi}_j] &= \sum_{t=j(u+v)+u}^{(j+1)(u+v)-1} (Lg_{it}(0) \mathbf{f}_{0t} \mathbf{f}'_{0t} + o_p(1)) + \sum_{t=j(u+v)+u, t \neq s}^{(j+1)(u+v)-1} \left\{ \sum_{s=j(u+v)+u}^{(j+1)(u+v)-1} \text{Cov}(\mathbf{Z}_{i,t}, \mathbf{Z}_{i,s}) \right\} \\ &= v_T \cdot \left(\frac{1}{v_T} \sum_{t=j(u+v)+u}^{(j+1)(u+v)-1} Lg_{it}(0) \mathbf{f}_{0t} \mathbf{f}'_{0t} \right) + o(v_T) = v_T \mathbf{A}_j + o(v_T), \end{aligned} \quad (\text{S.27})$$

Then $\mathbf{F}_1 = \sum_{j=0}^{k-1} \text{Var}[\boldsymbol{\xi}_j] = v_T \sum_{j=0}^{k-1} \mathbf{A}_j + k_T o(v_T) = o(T)$. For \mathbf{F}_2 , let $r_j = j(u+v)+u, j \geq 0$. Then if $q \neq j, 0 \leq l_1, l_2 \leq v-1$, we have $|r_q - r_j + l_1 - l_2| \geq u$. Hence,

$$\mathbf{F}_2 = \sum_{q,j=0, q \neq j}^{k-1} \sum_{l_1, l_2=0}^{v-1} \text{Cov}(\mathbf{Z}_{i, r_q+l_1}, \mathbf{Z}_{i, r_j+l_2}) = 2 \sum_{l_1=1}^{T-u} \sum_{l_2=l_1+u}^T \text{Cov}(\mathbf{Z}_{i, l_1}, \mathbf{Z}_{i, l_2}) = o(T).$$

Thus, $\frac{1}{T} E[\mathbf{W}_{T1} \mathbf{W}'_{T1}] \rightarrow 0$, as $T \rightarrow \infty$. Similarly, $\frac{1}{T} E[\mathbf{W}_{T2} \mathbf{W}'_{T2}] \rightarrow 0$, as $T \rightarrow \infty$.

Third, to obtain (S.23), Lemma 1.1 of Volkonskii and Rozanov (1959) implies

$$|E[\exp(itw_{s, T1})] - \prod_{j=0}^{k-1} E[\exp(it\eta_{s, j})]| \leq 16k_T \alpha(v_T - 1) \lesssim \frac{T}{u_T} \alpha(v_T) \rightarrow 0,$$

for $s = 1, \dots, r_0$. Finally, to establish (S.24), similar to (S.27), we can write

$$\frac{1}{T} \sum_{j=0}^{k-1} \text{Var}[\boldsymbol{\eta}_j] = \frac{1}{T} \sum_{t=1}^T \text{Lgit}(0) \mathbf{f}_{0t} \mathbf{f}'_{0t} - \frac{1}{T} \sum_{j=T-v}^T \text{Lgit}(0) \mathbf{f}_{0t} \mathbf{f}'_{0t} + o\left(\frac{u_T}{u_T + v_T}\right) \rightarrow \boldsymbol{\Sigma}_i.$$

In addition, since $\|\mathbf{f}_{0t}\| \leq K_2, |K^{(1)}(\cdot)| \leq c_1$, then $\|\mathbf{Z}_{i, t}\| \leq 2c_1 K_2 h^{-1/2}$. This, together with (S.21) and (S.26), implies that $\max_{0 \leq k \leq j-1} \|\boldsymbol{\eta}_j\| / \sqrt{T} \lesssim \frac{u_T}{(Th)^{1/2}} \rightarrow 0$. Hence, when T is large, the set $\{\|\boldsymbol{\eta}_j\| \geq \varepsilon \|\boldsymbol{\Sigma}_i^{1/2}\| \sqrt{T}\}$ becomes an empty and thus (S.24) hold.

Combining all the above results, we establish (S.22)-(S.24), then we obtain (S.20).

Define $\mathbb{M}_{i, T}^2(\boldsymbol{\lambda}, \mathbf{F}), \bar{\mathbb{M}}_{i, T}^2(\boldsymbol{\lambda}, \mathbf{F})$ in the same manner as in Lemma S.3, and

$$\mathbb{M}_{i, T}^1(\boldsymbol{\lambda}, \mathbf{F}) = \frac{1}{Th} \sum_{t=1}^T [K^{(1)}\left(\frac{X_{it} - \boldsymbol{\lambda}' \mathbf{f}_t}{h}\right)]^2 \mathbf{f}_{0t} \mathbf{f}'_{0t}, \bar{\mathbb{M}}_{i, T}^1(\boldsymbol{\lambda}, \mathbf{F}) = \frac{1}{Th} \sum_{t=1}^T E[K^{(1)}\left(\frac{X_{it} - \boldsymbol{\lambda}' \mathbf{f}_t}{h}\right)]^2 \mathbf{f}_{0t} \mathbf{f}'_{0t}.$$

Lemma S.10 *Under Assumptions 1-9, we have*

$$\mathbb{M}_{i, T}^1(\hat{\boldsymbol{\lambda}}_i, \hat{\mathbf{F}}) = \frac{1}{T} \sum_{t=1}^T \text{Lgit}(0) \mathbf{f}_{0t} \mathbf{f}'_{0t} + o_p(1), \quad \mathbb{M}_{i, T}^2(\hat{\boldsymbol{\lambda}}_i, \hat{\mathbf{F}}) = \frac{1}{T} \sum_{t=1}^T g_{it}^{(2)}(0) \mathbf{f}_{0t} \mathbf{f}'_{0t} + o_p(1).$$

Proof of Lemma S.10. To save place, we only prove the second result. First, we show that

$$\sup_{\boldsymbol{\lambda} \in \mathcal{A}} |\mathbb{M}_{i, T}^2(\boldsymbol{\lambda}, \hat{\mathbf{F}}) - M_{i, 2}(\boldsymbol{\lambda}, \mathbf{F}_0)| = o_p(1), \quad (\text{S.28})$$

where $M_{i,2} = \frac{1}{T} \sum_{t=1}^T g_{it}^{(2)}((\boldsymbol{\lambda} - \boldsymbol{\lambda}_{0i})' \mathbf{f}_{0t}) \mathbf{f}_{0t} \mathbf{f}_{0t}'$. Note that

$$\begin{aligned} \sup_{\boldsymbol{\lambda} \in \mathcal{A}} |\mathbb{M}_{i,T}^2(\boldsymbol{\lambda}, \hat{\mathbf{F}}) - M_{i,2}(\boldsymbol{\lambda}, \mathbf{F}_0)| &\leq \sup_{\boldsymbol{\lambda} \in \mathcal{A}} |\mathbb{M}_{i,T}^2(\boldsymbol{\lambda}, \hat{\mathbf{F}}) - \mathbb{M}_{i,T}^2(\boldsymbol{\lambda}, \mathbf{F}_0)| \\ &\quad \sup_{\boldsymbol{\lambda} \in \mathcal{A}} |\mathbb{M}_{i,T}^2(\boldsymbol{\lambda}, \mathbf{F}_0) - \bar{\mathbb{M}}_{i,T}^2(\boldsymbol{\lambda}, \mathbf{F}_0)| + \sup_{\boldsymbol{\lambda} \in \mathcal{A}} |\bar{\mathbb{M}}_{i,T}^2(\boldsymbol{\lambda}, \mathbf{F}_0) - M_{i,2}(\boldsymbol{\lambda}, \mathbf{F}_0)|. \end{aligned} \quad (\text{S.29})$$

By Lemma S.3, the second term on the RHS of (S.29) is $o_p(1)$. For the first term, by Lemma S.2, Assumptions 7 (i) and 9, for any $\boldsymbol{\lambda} \in \mathcal{A}$, it holds that

$$|\mathbb{M}_{i,T}^2(\boldsymbol{\lambda}, \hat{\mathbf{F}}) - \mathbb{M}_{i,T}^2(\boldsymbol{\lambda}, \mathbf{F}_0)| \lesssim h^{-4} \cdot \|\hat{\mathbf{F}} - \mathbf{F}_0\| / \sqrt{T} = O(1/\sqrt{L_{NT} h^{11}}) = o_p(1).$$

In addition, Lemma A.1 (iii) and Assumption 1 (i) imply that for any $\boldsymbol{\lambda} \in \mathcal{A}$,

$$\bar{\mathbb{M}}_{i,T}^2(\boldsymbol{\lambda}, \mathbf{F}_0) = \frac{1}{T} \sum_{t=1}^T (g_{it}^{(2)}((\boldsymbol{\lambda} - \boldsymbol{\lambda}_{0i})' \mathbf{f}_{0t}) + \bar{O}(h^2)) \mathbf{f}_{0t} \mathbf{f}_{0t}' = M_{i,2}(\boldsymbol{\lambda}, \mathbf{F}_0) + o_p(1).$$

Therefore, the last two terms on the RHS of (S.29) are also $o_p(1)$, and thus we have (S.28) established. Moreover, Lemma S.4 implies that $\hat{\boldsymbol{\lambda}}_i \xrightarrow{p} \boldsymbol{\lambda}_{0i}$, then it follows that $\mathbb{M}_{i,T}^2(\hat{\boldsymbol{\lambda}}_i, \hat{\mathbf{F}})$ converges in probability to $\frac{1}{T} \sum_{t=1}^T g_{it}^{(2)}(0) \mathbf{f}_{0t} \mathbf{f}_{0t}'$ as desired.

Proof of Theorem 3.2. For any $\boldsymbol{\lambda}_i \in \mathcal{A}$, $\mathbf{f}_t \in \mathcal{F}$, expanding $K_h^{(1)}(X_{it} - \boldsymbol{\lambda}_i \mathbf{f}_t) \mathbf{f}_t$ gives

$$\begin{aligned} &K_h^{(1)}(X_{it} - \boldsymbol{\lambda}_i' \mathbf{f}_t) \mathbf{f}_t \\ &= K_h^{(1)}(X_{it} - \boldsymbol{\lambda}_{0i}' \mathbf{f}_t) \mathbf{f}_t - K_h^{(2)}(X_{it} - \boldsymbol{\lambda}_{0i}' \mathbf{f}_t) \mathbf{f}_t \mathbf{f}_t' (\boldsymbol{\lambda}_i - \boldsymbol{\lambda}_{0i}) + \frac{1}{2} K_h^{(3)}(X_{it} - \boldsymbol{\lambda}_i' \mathbf{f}_t) \mathbf{f}_t [(\boldsymbol{\lambda}_i - \boldsymbol{\lambda}_{0i})' \mathbf{f}_t]^2 \\ &= K_{h,it}^{(1)} \mathbf{f}_{0t} + K_h^{(1)}(X_{it} - \boldsymbol{\lambda}_{0i}' \mathbf{f}_t) (\mathbf{f}_t - \mathbf{f}_{0t}) - K_h^{(2)}(X_{it} - \boldsymbol{\lambda}_{0i}' \mathbf{f}_t) \mathbf{f}_{0t} \boldsymbol{\lambda}_{0i}' (\mathbf{f}_t - \mathbf{f}_{0t}) - K_{h,it}^{(2)} \mathbf{f}_t \mathbf{f}_t' (\boldsymbol{\lambda}_i - \boldsymbol{\lambda}_{0i}) \\ &\quad + K_h^{(3)}(X_{it} - \boldsymbol{\lambda}_{0i}' \mathbf{f}_t) \mathbf{f}_t \mathbf{f}_t' \cdot (\boldsymbol{\lambda}_i - \boldsymbol{\lambda}_{0i}) \boldsymbol{\lambda}_{0i}' (\mathbf{f}_t - \mathbf{f}_{0t}) + \frac{1}{2} K_h^{(3)}(X_{it} - \boldsymbol{\lambda}_i' \mathbf{f}_t) \mathbf{f}_t [(\boldsymbol{\lambda}_i - \boldsymbol{\lambda}_{0i})' \mathbf{f}_t]^2, \end{aligned}$$

where $\boldsymbol{\lambda}_i^*$ is between $\boldsymbol{\lambda}_i$ and $\boldsymbol{\lambda}_{0i}$, \mathbf{f}_t^* is between \mathbf{f}_t and \mathbf{f}_{0t} . Taking expectations and setting $\boldsymbol{\lambda}_i = \hat{\boldsymbol{\lambda}}_i$, $\mathbf{f}_t = \hat{\mathbf{f}}_t$, then by Lemma A.1 (iii), Lemma S.1 (iii), Lemma S.2 and Lemma S.4,

$$\begin{aligned} &\frac{1}{T} \sum_{t=1}^T \bar{K}_h^{(1)}(X_{it} - \hat{\boldsymbol{\lambda}}_i' \hat{\mathbf{f}}_t) \hat{\mathbf{f}}_t = \frac{1}{T} \sum_{t=1}^T \bar{K}_{h,it}^{(1)} \mathbf{f}_{0t} - \frac{1}{T} \sum_{t=1}^T \bar{K}_h^{(1)}(X_{it} - \boldsymbol{\lambda}_{0i}' \hat{\mathbf{f}}_t) (\hat{\mathbf{f}}_t - \mathbf{f}_{0t}) \\ &\quad - \left(\frac{1}{T} \sum_{t=1}^T \bar{K}_{h,it}^{(2)} \hat{\mathbf{f}}_t \hat{\mathbf{f}}_t' \right) (\hat{\boldsymbol{\lambda}}_i - \boldsymbol{\lambda}_{0i}) - \frac{1}{T} \sum_{t=1}^T \bar{K}_h^{(2)}(X_{it} - \boldsymbol{\lambda}_{0i}' \hat{\mathbf{f}}_t) \mathbf{f}_{0t} (\hat{\mathbf{f}}_t - \mathbf{f}_{0t})' \boldsymbol{\lambda}_{0i} + o_p(\|\hat{\boldsymbol{\lambda}}_i - \boldsymbol{\lambda}_{0i}\|). \end{aligned}$$

where $\hat{\mathbf{f}}_t^*$ lies between $\hat{\mathbf{f}}_t$ and \mathbf{f}_{0t} . Lemma A.1 (iii) and Lemma S.2 imply that

$$\frac{1}{T} \sum_{t=1}^T \bar{K}_{h,it}^{(2)} \hat{\mathbf{f}}_t \hat{\mathbf{f}}_t' = \frac{1}{T} \sum_{t=1}^T \bar{K}_{h,it}^{(2)} \mathbf{f}_{0t} \mathbf{f}_{0t}' + o_p(1) = \Phi_{T,i} + o_p(1).$$

Then, it follows from Lemma S.1 (i) (ii), Lemma A.1 (iii) and Lemma S.7 that

$$\Phi_{T,i}(\hat{\boldsymbol{\lambda}}_i - \boldsymbol{\lambda}_{0i}) = \frac{1}{T} \sum_{t=1}^T \bar{K}_h^{(1)}(X_{it} - \hat{\boldsymbol{\lambda}}_i' \hat{\mathbf{f}}_t) \hat{\mathbf{f}}_t + O_p(h^5) + o_p(\|\hat{\boldsymbol{\lambda}}_i - \boldsymbol{\lambda}_{0i}\|).$$

Next, since $\frac{1}{T} \sum_{t=1}^T K_h^{(1)}(X_{it} - \hat{\boldsymbol{\lambda}}_i' \hat{\mathbf{f}}_t) \hat{\mathbf{f}}_t = 0$, then we can write

$$\begin{aligned} & -\frac{1}{T} \sum_{t=1}^T \bar{K}_h^{(1)}(X_{it} - \hat{\boldsymbol{\lambda}}_i' \hat{\mathbf{f}}_t) \hat{\mathbf{f}}_t = \frac{1}{T} \sum_{t=1}^T \tilde{K}_h^{(1)}(X_{it} - \hat{\boldsymbol{\lambda}}_i' \hat{\mathbf{f}}_t) \hat{\mathbf{f}}_t \\ & = \frac{1}{T} \sum_{t=1}^T \tilde{K}_{h,it}^{(1)} \mathbf{f}_{0t} + \frac{1}{T} \sum_{t=1}^T [\tilde{K}_h^{(1)}(X_{it} - \hat{\boldsymbol{\lambda}}_i' \hat{\mathbf{f}}_t) \hat{\mathbf{f}}_t - \tilde{K}_h^{(1)}(X_{it} - \hat{\boldsymbol{\lambda}}_i' \mathbf{f}_{0t}) \mathbf{f}_{0t}] \\ & \quad + \frac{1}{T} \sum_{t=1}^T [\tilde{K}_h^{(1)}(X_{it} - \hat{\boldsymbol{\lambda}}_i' \mathbf{f}_{0t}) - \tilde{K}_{h,it}^{(1)}] \mathbf{f}_{0t}. \end{aligned} \tag{S.30}$$

The second term on the RHS of (S.30) can be written as

$$\begin{aligned} & \frac{1}{T} \sum_{t=1}^T [\tilde{K}_h^{(1)}(X_{it} - \hat{\boldsymbol{\lambda}}_i' \hat{\mathbf{f}}_t) \hat{\mathbf{f}}_t - \tilde{K}_h^{(1)}(X_{it} - \hat{\boldsymbol{\lambda}}_i' \mathbf{f}_{0t}) \mathbf{f}_{0t}] \\ & = \frac{1}{T} \sum_{t=1}^T \tilde{K}_h^{(1)}(X_{it} - \hat{\boldsymbol{\lambda}}_i' \hat{\mathbf{f}}_t^*) (\hat{\mathbf{f}}_t - \mathbf{f}_{0t}) - \frac{1}{T} \sum_{t=1}^T \tilde{K}_h^{(2)}(X_{it} - \hat{\boldsymbol{\lambda}}_i' \hat{\mathbf{f}}_t^*) \hat{\mathbf{f}}_t^* \hat{\boldsymbol{\lambda}}_i' (\hat{\mathbf{f}}_t - \mathbf{f}_{0t}) \\ & = \frac{1}{T} \sum_{t=1}^T \tilde{K}_h^{(1)}(X_{it} - \hat{\boldsymbol{\lambda}}_i' \hat{\mathbf{f}}_t^*) (\hat{\mathbf{f}}_t - \mathbf{f}_{0t}) - \frac{1}{T} \sum_{t=1}^T \tilde{K}_h^{(2)}(X_{it} - \hat{\boldsymbol{\lambda}}_i' \hat{\mathbf{f}}_t^*) \mathbf{f}_{0t} (\hat{\mathbf{f}}_t - \mathbf{f}_{0t})' (\hat{\boldsymbol{\lambda}}_i - \boldsymbol{\lambda}_{0i}) \\ & \quad - \frac{1}{T} \sum_{t=1}^T \tilde{K}_h^{(2)}(X_{it} - \hat{\boldsymbol{\lambda}}_i' \hat{\mathbf{f}}_t^*) \mathbf{f}_{0t} (\hat{\mathbf{f}}_t - \mathbf{f}_{0t})' \boldsymbol{\lambda}_{0i} - \frac{1}{T} \sum_{t=1}^T \tilde{K}_h^{(2)}(X_{it} - \hat{\boldsymbol{\lambda}}_i' \hat{\mathbf{f}}_t^*) (\hat{\mathbf{f}}_t^* - \mathbf{f}_{0t}) (\hat{\mathbf{f}}_t - \mathbf{f}_{0t})' \hat{\boldsymbol{\lambda}}_i, \end{aligned}$$

where $\hat{\mathbf{f}}_t^*$ is between \mathbf{f}_{0t} and $\hat{\mathbf{f}}_t$. By Lemma S.8, the first term on the RHS of above equation is $O_p((L_{NT}h^6)^{-1})$, the second term is $o_p(\|\hat{\boldsymbol{\lambda}}_i - \boldsymbol{\lambda}_{0i}\|)$ and the third one is $O_p((L_{NT}h^7)^{-1})$. Moreover, by Lemma S.2 and Assumption 5 (vi), the fourth term is $O_p((L_{NT}h^6)^{-1})$.

Regarding the third term on the RHS of (S.30), we have

$$\frac{1}{T} \sum_{t=1}^T [\tilde{K}_h^{(1)}(X_{it} - \hat{\boldsymbol{\lambda}}_i' \mathbf{f}_{0t}) - \tilde{K}_{h,it}^{(1)}] \mathbf{f}_{0t} = \frac{1}{T} \sum_{t=1}^T \tilde{K}_h^{(2)}(X_{it} - \hat{\boldsymbol{\lambda}}_i' \mathbf{f}_{0t}) \mathbf{f}_{0t} \mathbf{f}_{0t}' (\hat{\boldsymbol{\lambda}}_i - \boldsymbol{\lambda}_{0i}),$$

where $\hat{\boldsymbol{\lambda}}_i^*$ is between $\hat{\boldsymbol{\lambda}}_i$ and $\boldsymbol{\lambda}_{0i}$. By Lemma S.3, the above equation is $o_p(\|\hat{\boldsymbol{\lambda}}_i - \boldsymbol{\lambda}_{0i}\|)$.

Finally, combining all the above results, we obtain

$$\Phi_{T,i}(\hat{\boldsymbol{\lambda}}_i - \boldsymbol{\lambda}_{0i}) = \frac{1}{T} \sum_{t=1}^T \tilde{K}_{h,it}^{(1)} \mathbf{f}_{0t} + o_p(\|\hat{\boldsymbol{\lambda}}_i - \boldsymbol{\lambda}_{0i}\|) + O_p((L_{NT}h^7)^{-1}) + O_p(h^5), \tag{S.31}$$

By Lemma A.1 (iii) and Assumption 10, we can show that

$$\Phi_{T,i} = \frac{1}{T} \sum_{t=1}^T \bar{K}_{h,it}^{(2)} \mathbf{f}_{0t} \mathbf{f}'_{0t} = \frac{1}{T} \sum_{t=1}^T g_{it}^{(2)}(0) \mathbf{f}_{0t} \mathbf{f}'_{0t} + O(h^2) \rightarrow \Phi_i < 0. \quad (\text{S.32})$$

In addition, it follows from Lemma S.9 that $\frac{\sqrt{Th^3}}{T} \sum_{t=1}^T \tilde{K}_{h,it}^{(1)} \mathbf{f}_{0t} \xrightarrow{d} \mathcal{N}(0, \Sigma_i)$. Combining this with (S.31)-(S.32) and Assumption 9, the asymptotic distribution of $\hat{\lambda}_i$ can be established. The proof for the asymptotic distribution of $\hat{\mathbf{f}}_t$ is similar and thus omitted here.

Proof of Lemma Theorem 3.3. It suffices to show that $\|\hat{\Phi}_i - \Phi_i\| = o_p(1)$ and $\|\hat{\Sigma}_i - \Sigma_i\| = o_p(1)$. Let $\hat{e}_{it} = X_{it} - \hat{\lambda}'_i \hat{\mathbf{f}}_t$. First, we consider $\hat{\Phi}_i - \Phi_i$. Write

$$\hat{\Phi}_i = \frac{1}{T} \sum_{t=1}^T K_h^{(2)}(\hat{e}_{it}) \mathbf{f}_{0t} \mathbf{f}'_{0t} + \frac{1}{T} \sum_{t=1}^T K_h^{(2)}(\hat{e}_{it}) (\hat{\mathbf{f}}_t \hat{\mathbf{f}}'_t - \mathbf{f}_{0t} \mathbf{f}'_{0t}). \quad (\text{S.33})$$

For the first term on the RHS of (S.33), Lemma S.10 implies

$$\frac{1}{T} \sum_{t=1}^T K_h^{(2)}(\hat{e}_{it}) \mathbf{f}_{0t} \mathbf{f}'_{0t} = \frac{1}{T} \sum_{t=1}^T g_{it}^{(2)}(0) \mathbf{f}_{0t} \mathbf{f}'_{0t} + o_p(1). \quad (\text{S.34})$$

As for the second term, by Lemma S.2, Assumptions 5 (vi) and 9, it is bounded by

$$\sqrt{\frac{1}{T} \sum_{t=1}^T [K_h^{(2)}(\hat{e}_{it})]^2} \cdot \sqrt{\frac{1}{T} \sum_{t=1}^T \|\hat{\mathbf{f}}_t \hat{\mathbf{f}}'_t - \mathbf{f}_{0t} \mathbf{f}'_{0t}\|^2} = O_p(h^{-3} \cdot 1/\sqrt{L_{NT}h^3}) = o_p(1). \quad (\text{S.35})$$

From (S.33)-(S.35), we obtain $\hat{\Phi}_i = \frac{1}{T} \sum_{t=1}^T g_{it}^{(2)}(0) \mathbf{f}_{0t} \mathbf{f}'_{0t} + o_p(1)$. Then, it follows from the definition of Φ_i that $\hat{\Phi}_i - \Phi_i = o_p(1)$. Similarly, we can show that $\hat{\Sigma}_i - \Sigma_i = o_p(1)$.

Therefore, $\hat{\Phi}_i \xrightarrow{p} \Phi_i$, $\hat{\Sigma}_i \xrightarrow{p} \Sigma_i$, and thus $\hat{\Phi}_i^{-1} \hat{\Sigma}_i \hat{\Phi}_i^{-1} \xrightarrow{p} \Phi_i^{-1} \Sigma_i \Phi_i^{-1}$. The proof for $\hat{\Psi}_t^{-1} \hat{\Omega}_t \hat{\Psi}_t^{-1} \xrightarrow{p} \Psi_t^{-1} \Omega_t \Psi_t^{-1}$ is similar, and thus omitted here.

S.2 Additional Simulation results

Table S.5: Factor estimation accuracy results for S2.

| | | $T = 60$ | | | $T = 100$ | | | $T = 200$ | | |
|------|---------------------------------------|----------|-------|-------|-----------|-------|-------|-----------|-------|-------|
| | | N | | | N | | | N | | |
| | | 60 | 100 | 200 | 60 | 100 | 200 | 60 | 100 | 200 |
| (D1) | $\text{tr}(\hat{\mathbf{F}}_M) c = 3$ | 0.963 | 0.980 | 0.990 | 0.966 | 0.981 | 0.991 | 0.968 | 0.981 | 0.990 |
| | $\text{tr}(\hat{\mathbf{F}}_M) c = 5$ | 0.965 | 0.980 | 0.991 | 0.966 | 0.981 | 0.991 | 0.968 | 0.982 | 0.991 |
| | $\text{tr}(\hat{\mathbf{F}}_M) c = 7$ | 0.963 | 0.979 | 0.990 | 0.964 | 0.981 | 0.990 | 0.966 | 0.980 | 0.990 |
| | $\text{tr}(\hat{\mathbf{F}}_P)$ | 0.902 | 0.937 | 0.982 | 0.920 | 0.959 | 0.964 | 0.942 | 0.965 | 0.965 |
| | $\text{tr}(\hat{\mathbf{F}}_Q^{0.5})$ | 0.958 | 0.977 | 0.988 | 0.959 | 0.978 | 0.989 | 0.962 | 0.978 | 0.989 |
| (D2) | $\text{tr}(\hat{\mathbf{F}}_M) c = 3$ | 0.935 | 0.966 | 0.982 | 0.931 | 0.967 | 0.984 | 0.937 | 0.969 | 0.983 |
| | $\text{tr}(\hat{\mathbf{F}}_M) c = 5$ | 0.944 | 0.969 | 0.983 | 0.949 | 0.972 | 0.986 | 0.955 | 0.974 | 0.987 |
| | $\text{tr}(\hat{\mathbf{F}}_M) c = 7$ | 0.942 | 0.968 | 0.982 | 0.947 | 0.972 | 0.985 | 0.954 | 0.973 | 0.987 |
| | $\text{tr}(\hat{\mathbf{F}}_P)$ | 0.870 | 0.918 | 0.968 | 0.899 | 0.942 | 0.953 | 0.934 | 0.954 | 0.961 |
| | $\text{tr}(\hat{\mathbf{F}}_Q^{0.5})$ | 0.922 | 0.962 | 0.979 | 0.935 | 0.965 | 0.982 | 0.943 | 0.966 | 0.983 |
| (D3) | $\text{tr}(\hat{\mathbf{F}}_M) c = 3$ | 0.882 | 0.938 | 0.966 | 0.901 | 0.944 | 0.973 | 0.924 | 0.951 | 0.973 |
| | $\text{tr}(\hat{\mathbf{F}}_M) c = 5$ | 0.907 | 0.949 | 0.970 | 0.923 | 0.957 | 0.978 | 0.938 | 0.962 | 0.980 |
| | $\text{tr}(\hat{\mathbf{F}}_M) c = 7$ | 0.906 | 0.948 | 0.969 | 0.923 | 0.958 | 0.977 | 0.938 | 0.963 | 0.981 |
| | $\text{tr}(\hat{\mathbf{F}}_P)$ | 0.805 | 0.869 | 0.937 | 0.850 | 0.917 | 0.936 | 0.911 | 0.935 | 0.953 |
| | $\text{tr}(\hat{\mathbf{F}}_Q^{0.5})$ | 0.878 | 0.936 | 0.964 | 0.896 | 0.949 | 0.973 | 0.922 | 0.953 | 0.976 |

Simulation results over 500 repetitions. The DGP considered in this table: $X_{it} = \sum_{j=1}^3 \lambda_{ji} f_{jt} + e_{it}$, $\lambda_{ji}, f_{jt} \sim i.i.d \mathcal{N}(0, 1)$, $e_{it} = \rho e_{it-1} + v_{it} + \sum_{j \neq 0, j=-J}^J \beta v_{i-jt}$, $v_{it} \sim i.i.d t_3$. (D1) : $\rho = 0.2, \beta = 0$; (D2) : $\rho = 0, \beta = 0.2, J = 3$; (D3) : $\rho = 0.2, \beta = 0.2, J = 3$.

Table S.6: Factor estimation accuracy results for S3.

| | | $T = 60$ | | | $T = 100$ | | | $T = 200$ | | |
|----------------|---------------------------------------|----------|-------|-------|-----------|-------|-------|-----------|-------|-------|
| | | N | | | N | | | N | | |
| | | 60 | 100 | 200 | 60 | 100 | 200 | 60 | 100 | 200 |
| $\sigma = 2.6$ | $\text{tr}(\hat{\mathbf{F}}_M) c = 3$ | 0.940 | 0.978 | 0.989 | 0.956 | 0.965 | 0.991 | 0.962 | 0.981 | 0.991 |
| | $\text{tr}(\hat{\mathbf{F}}_M) c = 5$ | 0.926 | 0.964 | 0.981 | 0.939 | 0.969 | 0.984 | 0.945 | 0.972 | 0.987 |
| | $\text{tr}(\hat{\mathbf{F}}_M) c = 7$ | 0.892 | 0.947 | 0.969 | 0.909 | 0.955 | 0.975 | 0.923 | 0.963 | 0.979 |
| | $\text{tr}(\hat{\mathbf{F}}_P)$ | 0.918 | 0.954 | 0.977 | 0.923 | 0.955 | 0.978 | 0.927 | 0.955 | 0.977 |
| | $\text{tr}(\hat{\mathbf{F}}_Q^{0.5})$ | 0.951 | 0.977 | 0.988 | 0.956 | 0.977 | 0.989 | 0.960 | 0.978 | 0.989 |
| $\sigma = 3$ | $\text{tr}(\hat{\mathbf{F}}_M) c = 3$ | 0.947 | 0.977 | 0.989 | 0.956 | 0.980 | 0.991 | 0.959 | 0.981 | 0.992 |
| | $\text{tr}(\hat{\mathbf{F}}_M) c = 5$ | 0.932 | 0.961 | 0.982 | 0.935 | 0.969 | 0.985 | 0.943 | 0.971 | 0.987 |
| | $\text{tr}(\hat{\mathbf{F}}_M) c = 7$ | 0.894 | 0.944 | 0.972 | 0.909 | 0.956 | 0.977 | 0.923 | 0.960 | 0.980 |
| | $\text{tr}(\hat{\mathbf{F}}_P)$ | 0.872 | 0.931 | 0.960 | 0.892 | 0.947 | 0.972 | 0.898 | 0.943 | 0.971 |
| | $\text{tr}(\hat{\mathbf{F}}_Q^{0.5})$ | 0.947 | 0.975 | 0.987 | 0.952 | 0.978 | 0.989 | 0.959 | 0.977 | 0.989 |
| $\sigma = 3.4$ | $\text{tr}(\hat{\mathbf{F}}_M) c = 3$ | 0.947 | 0.976 | 0.978 | 0.951 | 0.980 | 0.991 | 0.957 | 0.981 | 0.992 |
| | $\text{tr}(\hat{\mathbf{F}}_M) c = 5$ | 0.927 | 0.960 | 0.981 | 0.921 | 0.967 | 0.984 | 0.938 | 0.969 | 0.986 |
| | $\text{tr}(\hat{\mathbf{F}}_M) c = 7$ | 0.889 | 0.945 | 0.971 | 0.909 | 0.954 | 0.976 | 0.919 | 0.958 | 0.980 |
| | $\text{tr}(\hat{\mathbf{F}}_P)$ | 0.846 | 0.907 | 0.951 | 0.871 | 0.932 | 0.964 | 0.879 | 0.932 | 0.965 |
| | $\text{tr}(\hat{\mathbf{F}}_Q^{0.5})$ | 0.943 | 0.974 | 0.987 | 0.951 | 0.976 | 0.988 | 0.956 | 0.977 | 0.989 |

Simulation results over 500 repetitions. The DGP considered in this tables: $X_{it} = \sum_{j=1}^3 \lambda_{ji} f_{jt} + e_{it}$, $\lambda_{ji}, f_{jt} \sim i.i.d \mathcal{N}(0, 1)$, $e_{it} \sim i.i.d 0.5\mathcal{N}(0.8, 0.6^2) + 0.5\mathcal{N}(-0.8, \sigma^2)$, for $\sigma = 2.6, 3, 3.4$.

Table S.7: Factor number estimation results for S2.

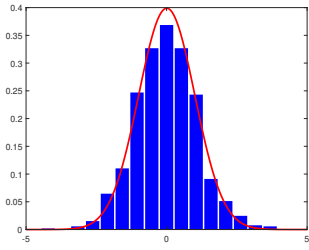
| | | (D1) | | | | (D2) | | | | (D3) | | | | |
|---------|-----|-------------------------|-----------------|-----------------------|-----------------|-------------------------|-----------------|-----------------------|-----------------|-------------------------|-----------------|-----------------------|-----------------|------|
| T | N | \hat{r}_{rank} | Freq_1 | \hat{r}_{IC} | Freq_2 | \hat{r}_{rank} | Freq_1 | \hat{r}_{IC} | Freq_2 | \hat{r}_{rank} | Freq_1 | \hat{r}_{IC} | Freq_2 | |
| $c = 3$ | 60 | 60 | 2.55 | 0.58 | 2.94 | 0.92 | 2.61 | 0.65 | 2.86 | 0.83 | 2.68 | 0.52 | 2.71 | 0.64 |
| | 60 | 100 | 2.55 | 0.55 | 2.96 | 0.96 | 2.81 | 0.81 | 2.94 | 0.94 | 2.90 | 0.77 | 2.89 | 0.85 |
| | 60 | 200 | 2.81 | 0.81 | 2.98 | 0.98 | 2.84 | 0.84 | 2.97 | 0.97 | 2.90 | 0.84 | 2.94 | 0.91 |
| | 100 | 60 | 2.81 | 0.81 | 2.94 | 0.94 | 2.90 | 0.90 | 2.95 | 0.95 | 2.87 | 0.87 | 2.96 | 0.94 |
| | 100 | 100 | 2.94 | 0.94 | 3.00 | 1.00 | 3.00 | 1.00 | 3.00 | 1.00 | 3.00 | 1.00 | 3.00 | 1.00 |
| | 100 | 200 | 3.00 | 1.00 | 3.00 | 1.00 | 3.00 | 1.00 | 3.00 | 1.00 | 3.00 | 1.00 | 3.00 | 1.00 |
| | 200 | 60 | 2.81 | 0.81 | 3.00 | 1.00 | 2.87 | 0.87 | 2.99 | 0.99 | 2.94 | 0.94 | 2.98 | 0.98 |
| | 200 | 100 | 3.00 | 1.00 | 3.00 | 1.00 | 2.94 | 0.94 | 3.00 | 1.00 | 2.94 | 0.94 | 3.00 | 1.00 |
| | 200 | 200 | 3.00 | 1.00 | 3.00 | 1.00 | 3.00 | 1.00 | 3.00 | 1.00 | 3.00 | 1.00 | 3.00 | 1.00 |
| $c = 5$ | 60 | 60 | 2.58 | 0.61 | 2.88 | 0.89 | 2.66 | 0.70 | 2.77 | 0.80 | 2.55 | 0.58 | 2.63 | 0.59 |
| | 60 | 100 | 2.61 | 0.61 | 2.95 | 0.95 | 2.78 | 0.80 | 2.91 | 0.92 | 2.74 | 0.74 | 2.80 | 0.77 |
| | 60 | 200 | 2.81 | 0.81 | 2.97 | 0.97 | 2.85 | 0.85 | 2.89 | 0.89 | 2.87 | 0.87 | 2.81 | 0.81 |
| | 100 | 60 | 2.78 | 0.78 | 2.92 | 0.92 | 2.87 | 0.87 | 2.93 | 0.93 | 2.87 | 0.87 | 2.88 | 0.88 |
| | 100 | 100 | 2.94 | 0.94 | 3.00 | 1.00 | 3.00 | 1.00 | 3.00 | 1.00 | 2.94 | 0.94 | 3.00 | 1.00 |
| | 100 | 200 | 2.94 | 0.94 | 3.00 | 1.00 | 3.00 | 1.00 | 3.00 | 1.00 | 3.00 | 1.00 | 3.00 | 1.00 |
| | 200 | 60 | 2.90 | 0.90 | 2.97 | 0.97 | 2.87 | 0.87 | 2.98 | 0.98 | 2.94 | 0.94 | 2.97 | 0.97 |
| | 200 | 100 | 3.00 | 1.00 | 3.00 | 1.00 | 2.96 | 0.96 | 3.00 | 1.00 | 3.00 | 1.00 | 3.00 | 1.00 |
| | 200 | 200 | 3.00 | 1.00 | 3.00 | 1.00 | 3.00 | 1.00 | 3.00 | 1.00 | 3.00 | 1.00 | 3.00 | 1.00 |
| $c = 7$ | 60 | 60 | 2.60 | 0.58 | 2.80 | 0.84 | 2.68 | 0.71 | 2.77 | 0.79 | 2.58 | 0.55 | 2.51 | 0.55 |
| | 60 | 100 | 2.61 | 0.61 | 2.84 | 0.84 | 2.81 | 0.81 | 2.84 | 0.84 | 2.74 | 0.74 | 2.72 | 0.73 |
| | 60 | 200 | 2.83 | 0.83 | 2.94 | 0.94 | 2.87 | 0.87 | 2.82 | 0.82 | 2.87 | 0.87 | 2.75 | 0.76 |
| | 100 | 60 | 2.77 | 0.77 | 2.84 | 0.88 | 2.87 | 0.87 | 2.85 | 0.87 | 2.87 | 0.87 | 2.80 | 0.82 |
| | 100 | 100 | 2.94 | 0.94 | 3.00 | 1.00 | 3.00 | 1.00 | 3.00 | 1.00 | 2.94 | 0.94 | 3.00 | 1.00 |
| | 100 | 200 | 2.94 | 0.94 | 3.00 | 1.00 | 3.00 | 1.00 | 3.00 | 1.00 | 3.00 | 1.00 | 3.00 | 1.00 |
| | 200 | 60 | 2.90 | 0.90 | 2.92 | 0.92 | 2.87 | 0.87 | 2.88 | 0.88 | 2.90 | 0.90 | 2.86 | 0.86 |
| | 200 | 100 | 3.00 | 1.00 | 3.00 | 1.00 | 2.94 | 0.94 | 3.00 | 1.00 | 3.00 | 1.00 | 3.00 | 1.00 |
| | 200 | 200 | 3.00 | 1.00 | 3.00 | 1.00 | 3.00 | 1.00 | 3.00 | 1.00 | 3.00 | 1.00 | 3.00 | 1.00 |

Simulation results over 500 repetitions. The DGP considered in this tables: $X_{it} = \sum_{j=1}^3 \lambda_{ji} f_{jt} + e_{it}$, $\lambda_{ji}, f_{jt} \sim i.i.d \mathcal{N}(0, 1)$, $e_{it} = \rho e_{it-1} + v_{it} + \sum_{j \neq 0, j=-J}^J \beta v_{i-jt}$, $v_{it} \sim i.i.d t_3$. (D1) : $\rho = 0.2, \beta = 0$; (D2) : $\rho = 0, \beta = 0.2, J = 3$; (D3) : $\rho = 0.2, \beta = 0.2, J = 3$.

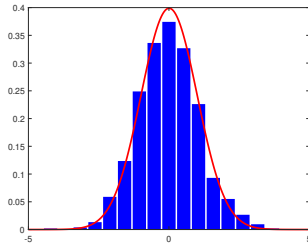
Table S.8: Factor number estimation results for S3.

| | | $\sigma = 2.6$ | | | | $\sigma = 3$ | | | | $\sigma = 3.4$ | | | | |
|---------|-----|----------------|-------------------------|-----------------|-----------------------|-----------------|-------------------------|-----------------|-----------------------|-----------------|-------------------------|-----------------|-----------------------|-----------------|
| | T | N | \hat{r}_{rank} | Freq_1 | \hat{r}_{IC} | Freq_2 | \hat{r}_{rank} | Freq_1 | \hat{r}_{IC} | Freq_2 | \hat{r}_{rank} | Freq_1 | \hat{r}_{IC} | Freq_2 |
| $c = 3$ | 60 | 60 | 2.84 | 0.58 | 2.88 | 0.84 | 2.87 | 0.58 | 2.81 | 0.77 | 2.90 | 0.47 | 2.96 | 0.90 |
| | 60 | 100 | 2.61 | 0.61 | 3.02 | 0.97 | 2.84 | 0.68 | 2.97 | 0.97 | 2.88 | 0.42 | 2.93 | 0.90 |
| | 60 | 200 | 2.94 | 0.87 | 3.00 | 1.00 | 2.71 | 0.68 | 2.97 | 0.97 | 3.10 | 0.45 | 2.97 | 0.97 |
| | 100 | 60 | 2.68 | 0.68 | 2.98 | 0.97 | 2.84 | 0.65 | 3.00 | 1.00 | 2.94 | 0.51 | 3.00 | 1.00 |
| | 100 | 100 | 2.95 | 0.95 | 3.00 | 1.00 | 3.10 | 0.71 | 3.00 | 1.00 | 3.29 | 0.67 | 3.00 | 1.00 |
| | 100 | 200 | 3.00 | 1.00 | 3.00 | 1.00 | 3.05 | 0.90 | 3.00 | 1.00 | 3.05 | 0.86 | 3.00 | 1.00 |
| | 200 | 60 | 2.90 | 0.84 | 3.00 | 1.00 | 3.03 | 0.68 | 3.00 | 1.00 | 3.12 | 0.77 | 3.00 | 1.00 |
| | 200 | 100 | 3.05 | 0.95 | 3.00 | 1.00 | 2.90 | 0.90 | 3.00 | 1.00 | 3.18 | 0.72 | 3.00 | 1.00 |
| | 200 | 200 | 3.00 | 1.00 | 3.00 | 1.00 | 3.00 | 1.00 | 3.00 | 1.00 | 3.05 | 0.95 | 3.00 | 1.00 |
| $c = 5$ | 60 | 60 | 2.61 | 0.55 | 2.76 | 0.74 | 2.65 | 0.65 | 2.71 | 0.65 | 2.71 | 0.52 | 2.58 | 0.55 |
| | 60 | 100 | 2.68 | 0.68 | 2.81 | 0.81 | 2.55 | 0.55 | 2.87 | 0.84 | 2.58 | 0.65 | 2.90 | 0.87 |
| | 60 | 200 | 2.90 | 0.90 | 2.97 | 0.97 | 2.74 | 0.74 | 2.90 | 0.90 | 2.81 | 0.84 | 2.94 | 0.94 |
| | 100 | 60 | 2.77 | 0.77 | 2.87 | 0.87 | 2.65 | 0.68 | 2.90 | 0.90 | 2.81 | 0.68 | 2.88 | 0.87 |
| | 100 | 100 | 2.86 | 0.86 | 3.00 | 1.00 | 2.90 | 0.90 | 3.00 | 1.00 | 2.90 | 0.81 | 3.00 | 1.00 |
| | 100 | 200 | 3.00 | 1.00 | 3.00 | 1.00 | 2.95 | 0.95 | 3.00 | 1.00 | 2.95 | 0.95 | 3.00 | 1.00 |
| | 200 | 60 | 2.84 | 0.84 | 2.97 | 0.97 | 2.83 | 0.83 | 3.00 | 1.00 | 2.94 | 0.87 | 2.97 | 0.97 |
| | 200 | 100 | 3.00 | 1.00 | 3.00 | 1.00 | 2.90 | 0.90 | 3.00 | 1.00 | 3.00 | 1.00 | 3.00 | 1.00 |
| | 200 | 200 | 3.00 | 1.00 | 3.00 | 1.00 | 3.00 | 1.00 | 3.00 | 1.00 | 3.00 | 1.00 | 3.00 | 1.00 |
| $c = 7$ | 60 | 60 | 2.71 | 0.58 | 2.66 | 0.68 | 2.74 | 0.68 | 2.62 | 0.65 | 2.77 | 0.74 | 2.46 | 0.48 |
| | 60 | 100 | 2.71 | 0.71 | 2.79 | 0.81 | 2.48 | 0.48 | 2.64 | 0.68 | 2.58 | 0.65 | 2.69 | 0.71 |
| | 60 | 200 | 2.90 | 0.90 | 2.93 | 0.94 | 2.68 | 0.68 | 2.87 | 0.87 | 2.81 | 0.84 | 2.84 | 0.84 |
| | 100 | 60 | 2.74 | 0.71 | 2.78 | 0.81 | 2.74 | 0.68 | 2.75 | 0.77 | 2.71 | 0.58 | 2.66 | 0.71 |
| | 100 | 100 | 2.95 | 0.95 | 3.00 | 1.00 | 3.00 | 0.90 | 3.00 | 1.00 | 2.86 | 0.86 | 3.00 | 1.00 |
| | 100 | 200 | 3.00 | 1.00 | 3.00 | 1.00 | 2.95 | 0.95 | 3.00 | 1.00 | 2.95 | 0.95 | 3.00 | 1.00 |
| | 200 | 60 | 2.84 | 0.84 | 2.90 | 0.90 | 2.81 | 0.81 | 2.94 | 0.94 | 2.90 | 0.90 | 2.97 | 0.97 |
| | 200 | 100 | 3.00 | 1.00 | 3.00 | 1.00 | 2.94 | 0.94 | 3.00 | 1.00 | 3.00 | 1.00 | 3.00 | 1.00 |
| | 200 | 200 | 3.00 | 1.00 | 3.00 | 1.00 | 3.00 | 1.00 | 3.00 | 1.00 | 3.00 | 1.00 | 3.00 | 1.00 |

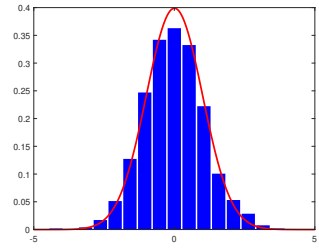
Simulation results over 500 repetitions. The DGP considered in this tables: $X_{it} = \sum_{j=1}^3 \lambda_{ji} f_{jt} + e_{it}$, $\lambda_{ji}, f_{jt} \sim i.i.d \mathcal{N}(0, 1)$, $e_{it} \sim i.i.d 0.5\mathcal{N}(0.8, 0.6^2) + 0.5\mathcal{N}(-0.8, \sigma^2)$, for $\sigma = 2.6, 3, 3.4$.



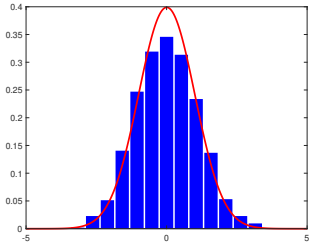
(a) $N = T = 60, c = 3$



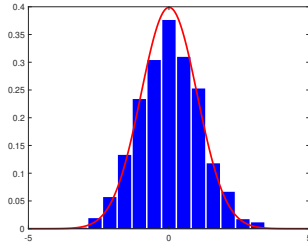
(d) $N = T = 60, c = 5$



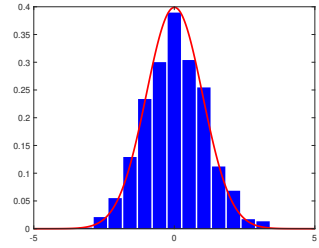
(g) $N = T = 60, c = 7$



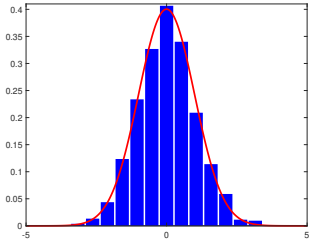
(b) $N = T = 100, c = 3$



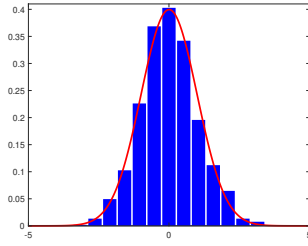
(e) $N = T = 100, c = 5$



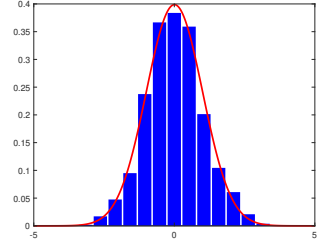
(h) $N = T = 100, c = 7$



(c) $N = T = 200, c = 3$

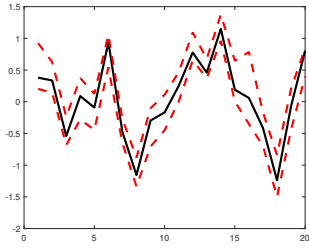


(f) $N = T = 200, c = 5$

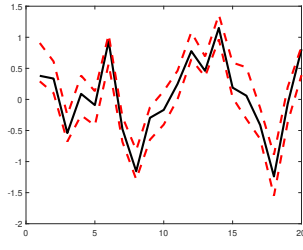


(i) $N = T = 200, c = 7$

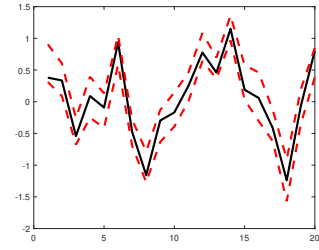
Figure S.1: Normal approximations of the estimated MFA factors. Notes: Simulation results over 1000 repetitions. The DGP considered in this figure: $X_{it} = \lambda_i f_t + e_{it}$, $\lambda_i, f_t, e_{it} \sim i.i.d \mathcal{N}(0, 1)$. For each subfigure, the red curve plots the standard normal density, and the blue bars plot the histogram for the estimates $\sqrt{Nh^3}[\hat{\Psi}_t^{-1}\hat{\Omega}_t\hat{\Psi}_t^{-1}]^{-1/2}(\hat{f}_t - f_{0t})$, where $t = T/2$. The estimates are obtained with the bandwidth $h = c \cdot L_{NT}^{-1/12}$, for $c = 3$ (first column), $c = 5$ (second column), $c = 7$ (third column).



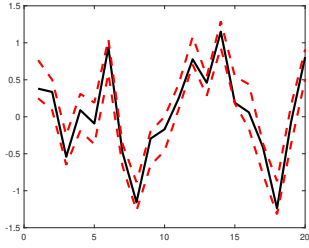
(a) $N = T = 60, c = 3$



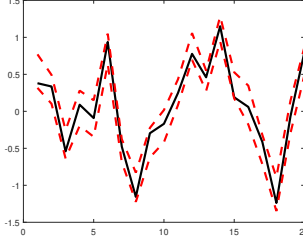
(d) $N = T = 60, c = 5$



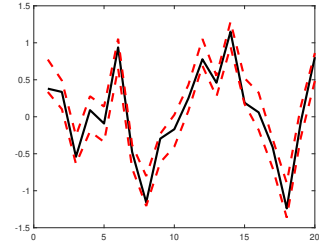
(g) $N = T = 60, c = 7$



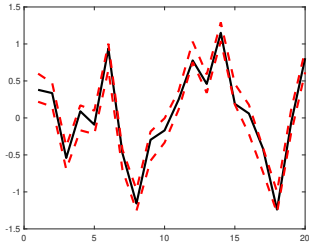
(b) $N = T = 100, c = 3$



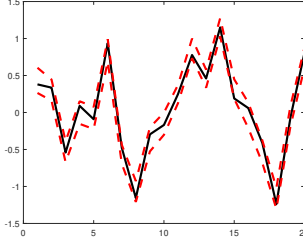
(e) $N = T = 100, c = 5$



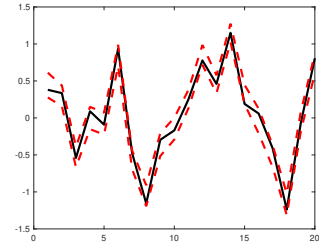
(h) $N = T = 100, c = 7$



(c) $N = T = 200, c = 3$



(f) $N = T = 200, c = 5$



(i) $N = T = 200, c = 7$

Figure S.2: 95% Confidence intervals for the true factor process. The DGP considered in this figure: $X_{it} = \lambda_i f_t + e_{it}$, $\lambda_i, f_t, e_{it} \sim i.i.d \mathcal{N}(0, 1)$. For each subfigure, the black solid curve in the middle plots the true factor process $\{f_{0t}, t = 1, 2, \dots, 20\}$, and two red dashed curves plot the estimated 95% confidence intervals for $\{f_{0t}, t = 1, 2, \dots, 20\}$. The estimates are obtained with the bandwidth $h = c \cdot L_{NT}^{-1/12}$, for $c = 3$ (first column), $c = 5$ (second column), $c = 7$ (third column).

References

- Adrian, T., Boyarchenko, N., and Giannone, D. (2019). Vulnerable growth. *American Economic Review*, 109(4):1263–1289.
- Ahn, S. C. and Horenstein, A. R. (2013). Eigenvalue ratio test for the number of factors. *Econometrica*, 81(3):1203–1227.
- Alonso, A. M., Galeano, P., and Peña, D. (2020). A robust procedure to build dynamic factor models with cluster structure. *Journal of Econometrics*, 216(1):35–52.
- Ando, T. and Bai, J. (2017). Clustering huge number of financial time series: A panel data approach with high-dimensional predictors and factor structures. *Journal of the American Statistical Association*, 112(519):1182–1198.
- Azzalini, A. and Capitanio, A. (2003). Distributions generated by perturbation of symmetry with emphasis on a multivariate skew t-distribution. *Journal of the Royal Statistical Society Series B: Statistical Methodology*, 65(2):367–389.
- Bai, J. (2003). Inferential theory for factor models of large dimensions. *Econometrica*, 71(1):135–171.
- Bai, J. and Li, K. (2016). Maximum likelihood estimation and inference for approximate factor models of high dimension. *Review of Economics and Statistics*, 98(2):298–309.
- Bai, J. and Ng, S. (2002). Determining the number of factors in approximate factor models. *Econometrica*, 70(1):191–221.
- Bernanke, B. S. and Boivin, J. (2003). Monetary policy in a data-rich environment. *Journal of Monetary Economics*, 50(3):525–546.
- Boivin, J. and Ng, S. (2006). Are more data always better for factor analysis? *Journal of Econometrics*, 132(1):169–194.
- Bosq, D. (2012). *Nonparametric Statistics for Stochastic Processes: Estimation and Prediction*, volume 110. Springer Science & Business Media, New York.
- Chen, L., Dolado, J. J., and Gonzalo, J. (2021). Quantile factor models. *Econometrica*, 89(2):875–910.

- Chen, Y.-C., Genovese, C. R., Tibshirani, R. J., and Wasserman, L. (2016). Nonparametric modal regression. *The Annals of Statistics*, 44(2):489–514.
- Cheng, X. and Hansen, B. E. (2015). Forecasting with factor-augmented regression: A frequentist model averaging approach. *Journal of Econometrics*, 186(2):280–293.
- Choi, I., Kim, D., Kim, Y. J., and Kwark, N.-S. (2018). A multilevel factor model: Identification, asymptotic theory and applications. *Journal of Applied Econometrics*, 33(3):355–377.
- Fan, J., Li, K., and Liao, Y. (2022). Recent developments on factor models and its applications in econometric learning. *Annual Review of Financial Economics*, 13(4):401–430.
- Forni, M., Hallin, M., Lippi, M., and Reichlin, L. (2000). The generalized dynamic-factor model: Identification and estimation. *Review of Economics and Statistics*, 82(4):540–554.
- Forni, M., Hallin, M., Lippi, M., and Reichlin, L. (2005). The generalized dynamic factor model: one-sided estimation and forecasting. *Journal of the American Statistical Association*, 100(471):830–840.
- Franklin, J. N. (2012). *Matrix Theory*. Courier Corporation, Mineola, NY, USA.
- Giglio, S., Kelly, B. T., and Pruitt, S. (2016). Systemic risk and the macroeconomy: An empirical evaluation. *Journal of Financial Economics*, 119(3):457–471.
- Golub, G. H. and Van Loan, C. F. (2013). *Matrix Computations*, volume 3. JHU press, Baltimore, USA.
- Harville, D. A. (1997). *Matrix Algebra From a Statistician’s Perspective*. New York: Springer.
- He, Y., Kong, X., Yu, L., and Zhang, X. (2022). Large-dimensional factor analysis without moment constraints. *Journal of Business & Economic Statistics*, 40(1):302–312.
- Kemp, G. C., Parente, P. M., and Santos Silva, J. (2020). Dynamic vector mode regression. *Journal of Business & Economic Statistics*, 38(3):647–661.

- Kemp, G. C. and Silva, J. S. (2012). Regression towards the mode. *Journal of Econometrics*, 170(1):92–101.
- Lee, M.-J. (1989). Mode regression. *Journal of Econometrics*, 42(3):337–349.
- Lee, M.-J. (1993). Quadratic mode regression. *Journal of Econometrics*, 57(1-3):1–19.
- Ludvigson, S. C. and Ng, S. (2007). The empirical risk–return relation: A factor analysis approach. *Journal of Financial Economics*, 83(1):171–222.
- Ludvigson, S. C. and Ng, S. (2009). Macro factors in bond risk premia. *The Review of Financial Studies*, 22(12):5027–5067.
- Ma, C. and Tu, Y. (2023a). Group fused lasso for large factor models with multiple structural breaks. *Journal of Econometrics*, 233(1):132–154.
- Ma, C. and Tu, Y. (2023b). Shrinkage estimation of multiple threshold factor models. *Journal of Econometrics*, 235(2):1876–1892.
- Masry, E. (1996). Multivariate regression estimation local polynomial fitting for time series. *Stochastic Processes and Their Applications*, 65(1):81–101.
- Newey, W. K. and McFadden, D. (1994). Large sample estimation and hypothesis testing. *Handbook of Econometrics*, 4:2111–2245.
- Parzen, E. (1962). On estimation of a probability density function and mode. *The Annals of Mathematical Statistics*, 33(3):1065–1076.
- Romano, J. P. (1988). On weak convergence and optimality of kernel density estimates of the mode. *The Annals of Statistics*, 16(2):629–647.
- Sando, K. and Hino, H. (2020). Modal principal component analysis. *Neural Computation*, 32(10):1901–1935.
- Stock, J. H. and Watson, M. W. (2002a). Forecasting using principal components from a large number of predictors. *Journal of the American Statistical Association*, 97(460):1167–1179.

- Stock, J. H. and Watson, M. W. (2002b). Macroeconomic forecasting using diffusion indexes. *Journal of Business & Economic Statistics*, 20(2):147–162.
- Su, L. and Wang, X. (2017). On time-varying factor models: Estimation and testing. *Journal of Econometrics*, 198(1):84–101.
- Tu, Y. and Lee, T.-H. (2019). Forecasting using supervised factor models. *Journal of Management Science and Engineering*, 4(1):12–27.
- Ullah, A., Wang, T., and Yao, W. (2021). Modal regression for fixed effects panel data. *Empirical Economics*, 60(1):261–308.
- Ullah, A., Wang, T., and Yao, W. (2022). Nonlinear modal regression for dependent data with application for predicting covid-19. *Journal of the Royal Statistical Society Series A: Statistics in Society*, 185(3):1424–1453.
- Ullah, A., Wang, T., and Yao, W. (2023). Semiparametric partially linear varying coefficient modal regression. *Journal of Econometrics*, 235(2):1001–1026.
- Van der Vaart, A. and Wellner, J. A. (1996). *Weak Convergence and Empirical Processes. With Applications to Statistics*. Springer, New York.
- Volkonskii, V. and Rozanov, Y. A. (1959). Some limit theorems for random functions. i. *Theory of Probability & Its Applications*, 4(2):178–197.
- Wang, F. (2022). Maximum likelihood estimation and inference for high dimensional generalized factor models with application to factor-augmented regressions. *Journal of Econometrics*, 229(1):180–200.
- Wang, T. (2024). Nonlinear kernel mode-based regression for dependent data. *Journal of Time Series Analysis*, 45(2):189–213.
- Yao, W. and Li, L. (2014). A new regression model: modal linear regression. *Scandinavian Journal of Statistics*, 41(3):656–671.
- Yao, W., Lindsay, B. G., and Li, R. (2012). Local modal regression. *Journal of Nonparametric Statistics*, 24(3):647–663.

Zhang, B., Pan, G., Yao, Q., and Zhou, W. (2024). Factor modeling for clustering high-dimensional time series. *Journal of the American Statistical Association*, 119(546):1252–1263.