

Hedging and Approximate Truthfulness in Traditional Forecasting Competitions

Mary Monroe, Anish Thilagar, Melody Hsu, Rafael Frongillo
University of Colorado Boulder

Abstract

In forecasting competitions, the traditional mechanism scores the predictions of each contestant against the outcome of each event, and the contestant with the highest total score wins. While it is well-known that this traditional mechanism can suffer from incentive issues, it is folklore that contestants will still be roughly truthful as the number of events grows. Yet thus far the literature lacks a formal analysis of this traditional mechanism. This paper gives the first such analysis. We first demonstrate that the “long-run truthfulness” folklore is false: even for arbitrary numbers of events, the best forecaster can have an incentive to hedge, reporting more moderate beliefs to increase their win probability. On the positive side, however, we show that two contestants will be approximately truthful when they have sufficient uncertainty over the relative quality of their opponent and the outcomes of the events, a case which may arise in practice.

1 Introduction

In a forecasting competition, multiple forecasters submit predictions on multiple events or held-out data points. Prominent examples include geopolitical forecasting tournaments like the Good Judgement Project and the Hybrid Forecasting Competition, and data science competitions such as those hosted on Kaggle. The most popular way platforms select a winner is through the traditional mechanism we call Simple Max: after scoring each forecaster’s predictions against the realized event outcomes, the forecaster with the highest total score wins.

While intuitive, it is well-established that Simple Max is not a truthful mechanism [Lichtendahl and Winkler, 2007; Witkowski et al., 2023]. To maximize their chance of winning the competition, forecasters can have incentives to submit predictions which differ substantially from their true beliefs. Despite its incentive issues, Simple Max continues to enjoy widespread popularity. The mechanism’s pervasiveness is in part due to folklore that the advantages of untruthfulness are attenuated by the large number of events relative to forecasters. For example, Aldous [2019] states that “in the long run it is best to be ‘honest.’” However, the community lacks any theoretical analysis backing up this claim. Indeed, we lack *any* strategic analysis of the Simple Max mechanism beyond a single event, a major omission given the ubiquity of this traditional mechanism.

In this paper, we give the first strategic analysis of Simple Max for multiple events, with a goal of understanding when this long-run-truthfulness folklore does and does not hold. We first identify a natural example where folklore fails: when the best forecaster is much better than the rest. Here forecasters will not be truthful in equilibrium, even for a large number of events. In particular, it is strictly better for the best forecaster to *hedge* her report towards the others’ reports in order to reduce the variance of her scores.

We next study the two-forecaster case and identify a regime where contestants *will* be approximately truthful: when they both believe they have a shot at winning but have sufficient uncertainty

about the report of their opponent. These conditions can be difficult to achieve if the number of events is large, as the scores of forecasters with fixed skill will separate and the worse forecaster will no longer have a shot at winning. Therefore we expect our result to apply in settings where the number of events is not too large, such as geopolitical forecasting competitions, or in data science competitions with sufficient noise in the leaderboard.

Taken together, our results show that behavior under the Simple Max mechanism is not as simple as folklore claims. If platforms care about eliciting true beliefs from contestants, our counterexample shows that there are settings they need to avoid. Meanwhile, our approximate truthfulness result shows that, at least in some regimes, forecasters will behave in accordance with their beliefs. We conclude with several other implications and future work.

1.1 Related work

Non-truthful behavior in forecasting competitions under Simple Max is well-documented in previous work. Lichtendahl and Winkler [2007] first showed that forecasters extremize their reports when they want to maximize the chance they win under Simple Max. Witkowski et al. [2018, 2023] note that no matter the total number of events, strategic forecasters may still extremize on some subset of them. These works demonstrate the existence of non-truthfulness, but fall short of directly challenging folklore, as the results make no claims about the significance of these deviations in the long run. For example, even if forecasters extremize on a small subset of events, their average deviation from truthful may still be small. By contrast, we extend previous results to demonstrate consistent non-truthful behavior in larger competitions, and also show regimes where approximate truthfulness still holds.

2 Model

In a forecasting competition, there are m independent binary events $Y_1, \dots, Y_m \in \{0, 1\}$, each with bias $\theta_t = \mathbb{E}[Y_t]$. Let $\mathcal{I} = [0, 1]$ be the unit interval, and \mathcal{I}^m be the m -dimensional unit cube. There are n forecasters; each forecaster i submits report $r_{it} \in \mathcal{I}$ for event t . Let $\mathbf{r}_i \in \mathcal{I}^m$ be the vector of forecaster i 's reports across events. We define $\mathbf{r}_{i,-t}$ as the vector of forecaster i 's reports for all events except t . Each event Y_t is sampled to obtain the outcome vector $\mathbf{y} \in \{0, 1\}^m = \mathcal{Y}$. Finally, the competition uses some mechanism to declare a singular winner using the set of all reports $(\mathbf{r}_1, \dots, \mathbf{r}_n)$ and outcomes \mathbf{y} . Forecasters may play pure strategies, always choosing the same report \mathbf{r}_i , or mixed strategies, where they sample \mathbf{r}_i from some distribution σ_i .

Definition 1 (Strategy). *A strategy for player i is a probability distribution $\sigma_i \in \Delta(\mathcal{I}^m)$ over the set of possible report vectors from which \mathbf{r}_i is sampled. A strategy profile $\boldsymbol{\sigma} = (\sigma_1, \dots, \sigma_n)$ is the vector of strategies for all players.*

2.1 The Simple Max mechanism

The traditional forecasting competition mechanism, which we call *Simple Max*, scores each forecaster on every event and selects the forecaster with the highest aggregate score, breaking ties uniformly.

Definition 2 (Simple Max). *Given reports $(\mathbf{r}_1, \dots, \mathbf{r}_n) \in (\mathcal{I}^m)^n$ and an outcome vector $\mathbf{y} \in \mathcal{Y}$, define the winning set to be the set*

$$\text{winner}(\mathbf{r}_1, \dots, \mathbf{r}_n, \mathbf{y}) = \arg \max_{i \in \{1, \dots, n\}} \sum_{t=1}^m S(r_{it}, y_t) . \quad (1)$$

The Simple Max mechanism is the randomized mechanism $\text{SimpleMax}(\mathbf{r}_1, \dots, \mathbf{r}_n, \mathbf{y}) \in \Delta_n$ that chooses a forecaster i as the winner with probability

$$\text{SimpleMax}(\mathbf{r}_1, \dots, \mathbf{r}_n, \mathbf{y})_i = \frac{\mathbf{1}\{i \in \text{winner}(\mathbf{r}_1, \dots, \mathbf{r}_n, \mathbf{y})\}}{|\text{winner}(\mathbf{r}_1, \dots, \mathbf{r}_n, \mathbf{y})|}. \quad (2)$$

When considering strategic players, we will define their utility to be exactly this win probability $U_i(\mathbf{r}_i; \mathbf{r}_{-i}, \mathbf{y}) = \text{SimpleMax}(\mathbf{r}, \mathbf{y})_i$. We will exclusively focus on the case of the quadratic score, $S(r, y) = 1 - (r - y)^2$, as is standard in the literature. Because of this choice of S , the winning set is equivalent to the set of reports closest in Euclidean distance to \mathbf{y} , i.e., $\text{winner}(\mathbf{r}_1, \dots, \mathbf{r}_n, \mathbf{y}) = \arg \min_i \|\mathbf{r}_i - \mathbf{y}\|_2$. We will use this geometric perspective often.

2.2 Approximate truthfulness

To measure the degree of truthfulness of the mechanism, we quantify how far the forecasters' reports deviate from their beliefs. In particular, we define two notions of the *approximate truthfulness* of agents' reports, based on ℓ^2 and ℓ^∞ distances.¹

Definition 3 (Approximately truthful). *A report vector \mathbf{r}_i for forecaster i is γ - ℓ^2 approximately truthful if $\frac{1}{\sqrt{m}}\|\mathbf{r}_i - \mathbf{p}_i\|_2 \leq \gamma$. A strategy σ_i is a γ - ℓ^2 truthful strategy for forecaster i when it is γ - ℓ^2 truthful with probability 1, i.e., each of its elements is a γ - ℓ^2 approximately truthful strategy. A report \mathbf{r}_i is γ - ℓ^∞ approximately truthful if $\|\mathbf{r}_i - \mathbf{p}_i\|_\infty \leq \gamma$.*

Note that ℓ^∞ is a much stronger notion of approximate truthfulness than ℓ^2 , as it tightly bounds the maximum deviation of a report on any single event, whereas the first notion only requires that the total deviation across all reports is within some ℓ^2 ball.

2.3 Bayesian forecasters

We consider a Bayesian belief model where forecasters receive some information about each event via a signal. Formally, each forecaster i receives a signal $X_{it} \in \mathcal{X}_{it}$ for event t . We denote all of forecaster i 's signals by $\mathbf{X}_i = (X_{i1}, \dots, X_{im})$, and the set of signals for event t by $\mathbf{X}_t = (X_{1t}, \dots, X_{nt})$. The X_{it} are independent across all i and t . Furthermore, all forecasters share a common prior $\mathbb{E}[Y_t]$ of the outcome Y_t and the set of all X_{it} . When they receive their signal $x_{it} \sim X_{it}$, each forecaster Bayesian updates to their posterior $p_{it}(X_{it}) = \mathbb{E}[Y_t | X_{it} = x_{it}]$. We define the ground truth probability as $\theta_t(\mathbf{x}_t) = \mathbb{E}[Y_t | \mathbf{X}_t = \mathbf{x}_t]$, the posterior of a Bayesian who has seen all signals. We suppress the arguments of p_{it} and θ_t when they are clear.

3 Hedging: a Counterexample to Folklore

The community has long understood the lack of incentive compatibility under Simple Max for small numbers of events. Moreover, winning forecasters in real competitions have repeatedly reported more extreme probabilities to increase their chance of winning [Kaggle, 2017]. Fundamentally, reporting a more extreme report increases the variance of one's score, which can increase the likelihood of winning despite a decrease in the average score (Figure 1). Folklore, such as Aldous [2019], posit that such behavior is an artifact of only having a small number of events, and forecasters should converge to truthful reporting as the number of events increases. Many real world forecasting

¹These definitions of approximate truthfulness, as in Frongillo et al. [2021], are stronger than the typical one which requires that *utility* is approximately optimized by truthful reporting.

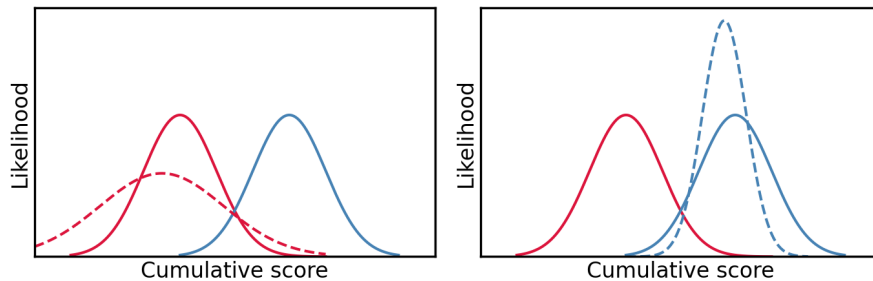


Figure 1: The score distributions of two (relatively) **good** and **bad** forecasters. Their chance of winning is proportional to the region where their distributions overlap. On the left, the **bad** forecaster can extremize to the **dashed**: despite lowering her mean, this *increases* her variance, and thus her win share. On the right, the **good** forecaster can similarly increase her winshare by hedging to the **dashed** distribution, which despite lowering her mean, also *lowers* her variance. Intuitively, the reason the **good** forecaster benefits hedging is that it decreases the variance of their score, “locking in” their lead, even while decreasing their expected score. To draw a familiar analogy from sports: a team which is behind will start making long-shot attempts to score, increasing their variance, while the team which is ahead will try slow down the game, decreasing their variance as well as their chance of scoring more.

competitions use Simple Max under the assumption that with enough events the best forecasters will still be truthful.

We show that this is not generally the case. In particular, while bad forecasters may extremize, even good forecasters who perfectly know $\vec{\theta}$ may intentionally report less extreme probabilities to increase their chance of winning. This tradeoff is similar to that of the extremizing forecasters, except now they are *decreasing* the variance of their final score at the cost of lowering their expected score. When a forecaster’s expected score is already far ahead of the competition, this increases their win probability. To the best of our knowledge, we are the first to observe that such deviations, which we call *hedging*, can be beneficial to knowledgeable players. In particular, we will show that when they are far ahead, Bayesian forecasters will report something bounded away from their true belief in equilibrium. Contrary to folklore, this bound grows as the number of events increases.

3.1 Setting

We use a specific instance of the Bayesian model with p -biased coins for some $p \in (0, 1/2)$. Note that we can always observe the same behavior without the Bayesian assumption, but it is less clear that all players will play equilibrium strategies. Each event Y_t is a random coin flip whose bias is $\theta_t \in \{p, 1 - p\}$ chosen independently and uniformly at random. The prior satisfies $\mathbb{E}[Y_t] = 1/2$ for all t . We fix some i to be the *informed* forecaster, while all other forecasters $j \neq i$ remain uninformed. Each such forecaster j always receives *no* signal for all events, so their belief remains $\mathbf{p}_j = \mathbf{c} := (1/2, \dots, 1/2)$, the center of the m -dimensional hypercube. However, forecaster i receives a signal that is exactly the true probabilities $\mathcal{X}_i = \boldsymbol{\theta} \in \{p, 1 - p\}^m$. This gap in information, and knowledge of it, is key to the hedging behavior we observe.

For mathematical convenience and without loss of generality, we invert the outcome of all events t satisfying $\theta_t = 1 - p$ and let $\boldsymbol{\theta} = \mathbf{p} = (p, \dots, p)$. Any specific set of reports r_{-i} for $j \neq i$ is then equivalent to the mixed strategy that randomly applies a reflection of the m -hypercube² to r_{-i} ,

²Formally, any involution in the hyperoctahedral group B_m .

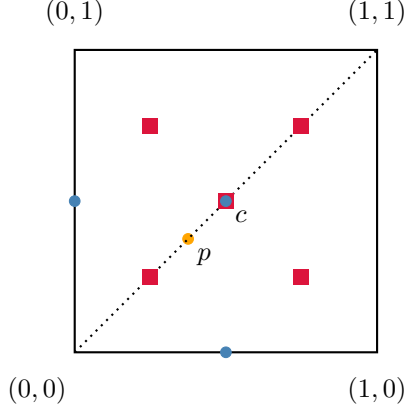


Figure 2: The equilibrium strategies of i and j for $m = n = 2$ and $p \in (1/3, 1/2)$. The blue circles denote points i plays and the red squares denote j 's. Notably both players play in the center \mathbf{c} some of the time but i always plays bounded away from their belief \mathbf{p} (orange point).

since all such reflections are equally likely. We consider mixed strategy equilibria as pure strategy equilibria do not generally exist, even for simple cases like $m = n = 2$. We are particularly interested in when players play strategies that are close to their beliefs, which we measure using the notion of approximate truthfulness in Definition 2.

3.2 Exact equilibria

For sufficiently small choices of m and n , we can exactly characterize the equilibrium. We first start with an extremely simple case: that of a single event ($m = 1$).

We first consider just $n = 2$ forecasters. Here, the equilibrium is for i to report $r_i = 0$, and j to maximally extremize and choose $r_j \in \{0, 1\}$ uniformly at random. This gives the forecasters win probabilities of $U_i = 3/4 - p/2$ and $U_j = 1/4 + p/2$ respectively. If i deviates to any report in $(0, 1]$ they can only win with probability $\leq 1/2 < 3/4 - p/2$, and if j deviates to any report in $(0, 1)$ they can only win with probability $\leq p < 1/4 - p/2$.

As we increase the number of forecasters, the incentive to extremize only increases. i will continue to play $r_i = 0$ and win with probability

$$\frac{1}{2^{n-1}} \left[\sum_{k=0}^{n-1} \frac{\binom{n-1}{k}}{k+1} + \frac{p}{n+1} \right] = \frac{2}{n} - \frac{1}{2^{n-1}} \left[\frac{1}{n} - \frac{p}{n+1} \right],$$

while forecasters $j \neq i$ report a vertex at random and evenly split the remaining winshare.

When $m = 2$, the equilibrium gets much more complex. We describe it for $n = 2$ forecasters when $p \in (1/3, 1/2)$, as shown in Figure 2. In this case, i will play $\mathbf{r}_i = \mathbf{c} = (1/2, 1/2)$, the center of the unit square, with probability $\frac{1-p}{2-p}$, and choose some $\mathbf{r}_i \in \{(0, 1/2), (1/2, 0)\}$ with probability $\frac{1}{2(2-p)}$ each. Forecaster j will play $\mathbf{r}_j = \mathbf{c}$ with probability $3 \cdot \frac{p}{2-p}$, and each of $\mathbf{r}_j \in \{1/2 \pm 1/4\}^2$ with probability $\frac{1/2-p}{2-p}$. While forecaster j is extremizing with some non-zero probability, their average report is still truthful. On the other hand, forecaster i alternates between hedging to the center and extremizing to the midpoints. Their average report is $\left(\frac{3-2p}{4(2-p)}, \frac{3-2p}{4(2-p)} \right)$. So when $p < \frac{5-\sqrt{13}}{4}$, i 's average report is hedged towards the center. Otherwise, their average report is slightly extremized.

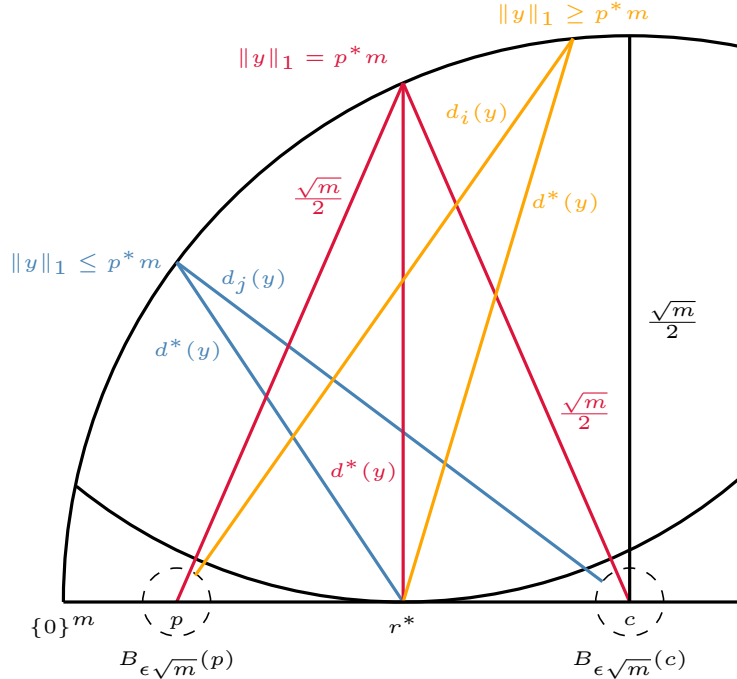


Figure 3: The geometry of the plane containing \mathbf{p} , \mathbf{c} , \mathbf{r}^* and some \mathbf{y} . The bottom line is the main diagonal of the m -dimensional hypercube that goes from $\{0\}^m$ to $\{1\}^m$. Note that \mathbf{r}^* is the midpoint of i 's belief \mathbf{p} and the belief of the other forecasters \mathbf{c} , so i is moving to the middle of the “information gap.” The radius of the balls around \mathbf{p} and \mathbf{c} are chosen so that they are bounded away from the ball of radius $d^*(\mathbf{y})$ around a \mathbf{y} that lies perpendicular to the diagonal at \mathbf{r}^* (red). Lemma 1 considers $\|\mathbf{y}\|_1 \leq p^*m$ (blue), while Lemma 2 considers $\|\mathbf{y}\|_1 \geq p^*m$ (orange). The high level idea is that forecaster i can shift from winning roughly just the \mathbf{y} to the left of \mathbf{r}^* when reporting \mathbf{r}_i , to additionally winning some fraction of the \mathbf{y} between \mathbf{r}^* and \mathbf{c} by hedging to \mathbf{r}^* .

3.3 Hedging

As the number of events and players grow larger, it remains an open question to find an equilibrium even in this specific setting. Our focus instead will be on determining whether an approximately truthful equilibrium can exist. In Corollary 1 we answer this question negatively: an equilibrium cannot be ℓ^2 -approximately truthful even in the limit of large m . In particular, Theorem 1 shows that by hedging and reporting $\mathbf{r}^* = (p^*, \dots, p^*)$, where $p^* = \frac{1/2+p}{2}$, forecaster i can only increase their win probability. The Theorem holds even for relatively large values of ϵ . For example, when $p = 0.9$ and $m \geq 32$, deviating by 0.2 in every coordinate is strictly better than *any* 0.04 ℓ^2 -approximately truthful strategy.

Our proof is geometric, leveraging the fact that a forecaster wins when their report is the closest to the outcome in Euclidean distance, as discussed in § 2.1. Given any ϵ - ℓ^2 approximately truthful reports \mathbf{r} for all forecasters, we show that hedging to \mathbf{r}^* is a strictly dominant strategy for i . Specifically, given any vertex \mathbf{y} , we show that either \mathbf{r}^* is closer to \mathbf{y} than any \mathbf{r}_j for $j \neq i$, or \mathbf{r}^* is closer to \mathbf{y} than \mathbf{r}_i is to \mathbf{y} . See Figure 3. The implication is that \mathbf{r}^* wins on a strict superset of outcomes that \mathbf{r}_i wins.

As shorthand, let us define the following distances, all from a report vector to some vertex \mathbf{y} : $d_p(\mathbf{y}) = \|\mathbf{p} - \mathbf{y}\|_2$, $d^*(\mathbf{y}) = \|\mathbf{r}^* - \mathbf{y}\|_2$, $d_i(\mathbf{y}) = \|\mathbf{r}_i - \mathbf{y}\|_2$, $d_j(\mathbf{y}) = \|\mathbf{r}_j - \mathbf{y}\|_2$.

To bound these distances away from each other, we choose ϵ such that the balls of radius $\epsilon\sqrt{m}$ are bounded away from the arc of radius $d^*(\mathbf{y})$ about $\|\mathbf{y}\|_1 = p^*m$ (the arc about the **red** point in Figure 3). Therefore, we choose m large enough such that there is enough space in the circle of radius $\sqrt{m}/2$ for the arc to lie above \mathbf{c} and \mathbf{p} . Furthermore, to show strict dominance the arc must be at least distance 2 from the balls. (Note that all the distances scale as \sqrt{m} , so the gap between the arc and the balls gets proportionally smaller for large m). Then, we must choose p such that there is enough space between the arc and the main diagonal for a gap of distance 2 to exist. The following condition suffices for all of these relationships to hold.

Condition 1.

- $m \geq 21$
- $0 < p < \frac{1}{2} - 2\sqrt{\frac{2}{\sqrt{m}}(1 - \frac{2}{\sqrt{m}})}$
- $0 < \epsilon < \frac{1}{2} - \sqrt{p^*(1 - p^*)} - \frac{2}{\sqrt{m}}$.

Note that such an ϵ will always exist when the first two inequalities hold. To show that \mathbf{r}^* dominates \mathbf{r}_i we consider two cases. When \mathbf{y} lies to the left of \mathbf{r}^* , \mathbf{r}^* wins against each \mathbf{r}_j , as shown by the **blue** lines in Figure 3, so \mathbf{r}_i cannot strictly dominate \mathbf{r}^* .

Lemma 1. *Suppose m , p and ϵ satisfy Condition 1. Then for any $\mathbf{y} \in \mathcal{Y}$ with $\|\mathbf{y}\|_1 \leq p^*m$, if $\|\mathbf{r}_j - \mathbf{c}\|_2 < \epsilon\sqrt{m}$ then $d^*(\mathbf{y}) < d_j(\mathbf{y}) - 2$.*

When \mathbf{y} lies to the right of \mathbf{r}^* , \mathbf{r}^* dominates \mathbf{r}_i , as shown by the **orange** lines in Figure 3.

Lemma 2. *Suppose m , p and ϵ satisfy Condition 1. Then for any $\mathbf{y} \in \mathcal{Y}$ with $\|\mathbf{y}\|_1 \geq p^*m$, if $\|\mathbf{r}_i - \mathbf{p}\|_2 < \epsilon\sqrt{m}$ then $d^*(\mathbf{y}) < d_i(\mathbf{y}) - 2$.*

Both proofs are deferred to § A. Jointly, they show that when all players report $\epsilon\ell^2$ truthfully, \mathbf{r}^* dominates \mathbf{r}_i .

Lemma 3. *Suppose m , p and ϵ satisfy Condition 1 and each forecaster chooses an $\epsilon\ell^2$ approximately truthful report. Then for every $\mathbf{y} \in \mathcal{Y}$, $U_i(\mathbf{r}_i, \mathbf{r}_{-i}, \mathbf{y}) \leq U_i(\mathbf{r}^*, \mathbf{r}_{-i}, \mathbf{y})$.*

Proof. If $\|\mathbf{y}\|_1 \leq p^*m$, then by Lemma 1 for every $j \neq i$ we obtain $d^*(\mathbf{y}) < d_j(\mathbf{y})$. Therefore, \mathbf{y} is closer in Euclidean distance to \mathbf{r}^* than \mathbf{r}_j , so i is the winner with probability 1 when playing \mathbf{r}^* ; thus $U_i(\mathbf{r}^*, \mathbf{r}_{-i}, \mathbf{y}) = 1 \geq U_i(\mathbf{r}_i, \mathbf{r}_{-i}, \mathbf{y})$.

Otherwise, if $\|\mathbf{y}\|_1 \geq p^*m$, then by Lemma 2 $d^*(\mathbf{y}) < d_i(\mathbf{y})$. Therefore, \mathbf{y} is closer in Euclidean distance to \mathbf{r}^* than \mathbf{r}_i , so $U_i(\mathbf{r}^*, \mathbf{r}_{-i}, \mathbf{y}) \geq U_i(\mathbf{r}_i, \mathbf{r}_{-i}, \mathbf{y})$. \square

Furthermore, because of the strict gap of distance 2 between the balls, there must be some \mathbf{y} where \mathbf{r}^* strictly dominates \mathbf{r}_i .

Lemma 4. *Suppose m , p and ϵ satisfy Condition 1 and each forecaster chooses an $\epsilon\ell^2$ truthful report. Then there exists some $\mathbf{y} \in \mathcal{Y}$ such that $U_i(\mathbf{r}_i, \mathbf{r}_{-i}, \mathbf{y}) < U_i(\mathbf{r}^*, \mathbf{r}_{-i}, \mathbf{y})$.*

Proof. Let $\mathcal{Y}_i = \{\mathbf{y} \mid U_i(\mathbf{r}_i; \mathbf{r}_{-i}, \mathbf{y}) = 1\}$ and $\mathcal{Y}^* = \{\mathbf{y} \mid U_i(\mathbf{r}^*; \mathbf{r}_{-i}, \mathbf{y}) = 1\}$. It suffices to show that $\mathcal{Y}^* \setminus \mathcal{Y}_i \neq \emptyset$.

Suppose there is some $\mathbf{y} \notin \mathcal{Y}_i$ such that $\|\mathbf{y}\|_1 < \lceil p^*m \rceil$. Then, by Lemma 1 $d^*(\mathbf{y}) < d_j(\mathbf{y})$ for all $j \neq i$, so $\mathbf{y} \in \mathcal{Y}^*$ and $\mathcal{Y}^* \setminus \mathcal{Y}_i \neq \emptyset$ so we are done.

Otherwise, if no such \mathbf{y} exists, we pick $\mathbf{y} \in \arg \max_{\mathbf{y}' \in \mathcal{Y}_i} \|\mathbf{y}'\|_1$. We must have $\|\mathbf{y}\|_1 \geq \lceil p^* m \rceil$. Now, choose any $\mathbf{y}^+ \notin Y_i$ such that $\|\mathbf{y}^+\|_1 = \|\mathbf{y}\|_1 + 1$ and $\|\mathbf{y}^+ - \mathbf{y}\|_1 = 1$. (i.e. choose \mathbf{y}^+ by taking \mathbf{y} and flipping some 0 to a 1). Such a \mathbf{y}^+ must exist since \mathbf{y} was the arg max and $\{1\}^m \notin Y_i$.

Since $\|\mathbf{y}^+ - \mathbf{y}\|_1 = 1$, we must have $d_i(\mathbf{y}^+) - 1 \leq d_i(\mathbf{y})$ and similarly $d_j(\mathbf{y}) - 1 \leq d_j(\mathbf{y}^+)$. But since $\mathbf{y} \in \mathcal{Y}_i$, $d_i(\mathbf{y}) > d_j(\mathbf{y})$. Combining, we obtain

$$d_j(\mathbf{y}^+) \geq d_j(\mathbf{y}) - 1 > d_i(\mathbf{y}) - 1 \geq d_i(\mathbf{y}^+) - 2 > d^*(\mathbf{y}) ,$$

by Lemma 2. Therefore, $\mathbf{y}^+ \in \mathcal{Y}^*$, so $\mathcal{Y}^* \setminus Y_i \neq \emptyset$. \square

Taken together, the previous results imply that hedging to \mathbf{r}^* strictly dominates \mathbf{r}_i when any ϵ - ℓ^2 approximately truthful strategy is played.

Theorem 1. *Suppose m , p and ϵ satisfy Condition 1. Let \mathbf{r}_i be any ϵ - ℓ^2 approximately truthful report for forecaster i and σ_{-i} be an ϵ - ℓ^2 approximately truthful strategy profile for all $j \neq i$. Then \mathbf{r}_i is strictly dominated by hedging and reporting \mathbf{r}^* .*

Proof. By Lemma 3, for any $\mathbf{r}_{-i} \in \text{Support}(\sigma_{-i})$, and every $\mathbf{y} \in \mathcal{Y}$, $U_i(\mathbf{r}_i; \mathbf{r}_{-i}, \mathbf{y}) \leq U_i(\mathbf{r}^*; \mathbf{r}_{-i}, \mathbf{y})$. Additionally, by Lemma 4, for at least one \mathbf{y} the inequality is strict. Therefore,

$$\mathbb{E}_{\mathbf{y} \sim \theta} [U_i(\mathbf{r}_i; \mathbf{r}_{-i}, \mathbf{y})] < \mathbb{E}_{\mathbf{y} \sim \theta} [U_i(\mathbf{r}^*; \mathbf{r}_{-i}, \mathbf{y})] .$$

Taking the expectation of both sides over all $\mathbf{r}_i \sim \sigma_i$ shows that forecaster i 's win probability when reporting \mathbf{r}_i is strictly less than when they hedge and report \mathbf{r}^* . \square

In particular, Condition 1 implies $p^* > p + \epsilon$, so i will always strictly benefit by hedging to \mathbf{r}^* from any ϵ - ℓ^2 approximately truthful strategy. Therefore, no ϵ - ℓ^2 approximately truthful equilibrium exists.

Corollary 1. *Suppose m , p and ϵ satisfy Condition 1. Then, every equilibrium strategy profile σ is not ϵ - ℓ^2 approximately truthful.*

4 Achieving Approximate Truthfulness

Though we have shown regimes where forecasters deviate from their beliefs, we now prove Simple Max is still approximately truthful in settings which may arise in practice. These results do not identify specific equilibria, and instead place conditions on the beliefs about the reports of their opponents. Our results are practical in actual competitions, in the sense that forecasters do form beliefs about the reports of their opponents (either by reasoning about equilibrium behavior or looking at historical data Kaggle [2017]) and those beliefs could plausibly satisfy these conditions.

Our main result, Theorem 2, considers two forecasters i and j , and shows that both will report approximately truthfully when they have sufficient uncertainty over each others' reports. Specifically, we require that (1) the expected score difference is smooth, (2) any report vector induces enough variance in the score, and (3) forecaster i does not think her score will be much larger than j 's, or vice versa. In real-world competitions, all 3 conditions are quite reasonable. We use this uncertainty to show that each player's utilities are approximately affine in their score. Therefore, to maximize their utility, they will roughly aim to maximize their score. This leads to *leave-one-out approximate truthfulness*: fixing event t , the optimal report satisfies $r_{it} \approx p_{it}$ for any fixed report vector $\mathbf{r}_{i,-t}$ across events $t' \neq t$. The strength of that guarantee leads to the strong ℓ^∞ version

of approximate truthfulness. However, significant groundwork is required to quantify “enough” uncertainty, and demonstrate how it propagates from beliefs to utilities to approximately truthful reports. The remainder of this section outlines our strategy for proving Theorem 2; see § B for the full proof.

4.1 Notation

Let the random variable $R_{jt} \in [0, 1]$ be j ’s report for event t , and let $\mathbf{R}_j = (R_{j1}, R_{j2}, \dots, R_{jm})$ be j ’s random report vector. For any forecaster i , let $\mathbf{R}_{-i,t} = (\mathbf{R}_1, \dots, \mathbf{R}_{i-1}, \mathbf{R}_{i+1}, \dots, \mathbf{R}_n)$ be the random vector of reports for all agents $j \neq i$. In this section, we model forecaster i ’s belief as a joint distribution \mathcal{D}_i over event outcomes \mathbf{Y} and others’ reports $\mathbf{R}_{-i,t}$, as in Witkowski et al. [2023]. We denote $\mathbf{p}_i = (p_{i1}, \dots, p_{im})$ as the marginal distribution under \mathcal{D}_i over outcomes \mathbf{Y} . We use this belief model partly as a shorthand in notation, but it is also a more general version of the Bayesian setting introduced earlier and thus encapsulates a broader range of scenarios.

4.2 Utilities

To distinguish between different utility functions, we will use subscripts to denote the variable of interest and overlines to denote expectations. Let $\bar{U}_i(\mathbf{r}_i) = \mathbb{E}_{\mathcal{D}_i} U_i(\mathbf{r}_i; \mathbf{R}_j, \mathbf{Y})$ be forecaster i ’s expected utility under her belief distribution as a function of report vector \mathbf{r}_i . We also define $U_{it}(r_{it}; \mathbf{r}_{i,-t}, \mathbf{R}_j, \mathbf{Y}) = U_i(\mathbf{r}_i; \mathbf{R}_j, \mathbf{Y})$ as a function of just r_{it} , fixing $\mathbf{r}_{i,-t}$. Let

$$\bar{U}_{it}(r_{it}; \mathbf{r}_{i,-t}, R_j, Y) = \mathbb{E}_{(\mathbf{R}_j, \mathbf{Y}) \sim \mathcal{D}_i} U_{it}(r_{it}; \mathbf{r}_{i,-t}, \mathbf{R}_j, \mathbf{Y})$$

be i ’s expected utility as a function of r_{it} , over all outcomes and reports of forecaster j . When the right hand terms are clear we will simply use $U_{it}(r_{it})$ and $\bar{U}_{it}(r_{it})$.

For any t , let $S(r_{it}, R_{jt}, Y_t) = S(R_{jt}, Y_t) - S(r_{it}, Y_t)$ denote the difference between j and i ’s score on event t . We impose a smoothness assumption on the sum of score differences $\sum_t S(r_{it}, R_{jt}, Y_t)$ to ensure that the probability of a tie is zero.

Assumption 1. *For every forecaster i and any report $\mathbf{r}_i \in \mathcal{I}^m$, their expected score difference CDF $G_i(x; \mathbf{r}_i) = \Pr_{\mathcal{D}_i} [\sum_t S(r_{it}, R_{jt}, Y_t) \leq x]$ is absolutely continuous.*

As long as one event’s score difference is absolutely continuous, the assumption is satisfied. Though it may seem unrealistic to assume a distribution over reports is continuous, note that our analysis would easily extend to settings without this assumption since ties occur with vanishingly small probability in practice; see § C for a full discussion.

Under Assumption 1, $\Pr_{\mathcal{D}_i} [|\text{winner}(\mathbf{r}_i, \mathbf{R}_j, \mathbf{y})| > 1] = 0$. It follows that each forecaster’s expected utility is simply their probability of being in the winning set under Simple Max. That is, the expected utility satisfies $\bar{U}_i(\mathbf{r}_i) = G_i(0; \mathbf{r}_i)$. Moreover, $\bar{U}_{it}(r_{it})$ corresponds to the expected probability that $-S(r_{it}, R_{jt}, Y_t)$ is greater than the cumulative score difference across events $t' \neq t$. Specifically, if

$$G_{it}(x) = \Pr_{(\mathbf{Y}_{-t}, \mathbf{R}_{j,-t}) \sim \mathcal{D}_i} \left[\sum_{t' \neq t} S(r_{it'}, R_{jt'}, Y_{t'}) \leq x \right]$$

is the CDF of the score difference distribution for $t' \neq t$,

$$\bar{U}_{it}(r_{it}) = \mathbb{E}_{(R_{jt}, Y_t) \sim \mathcal{D}_i} G_{it}(-S(r_{it}, R_{jt}, Y_t)) . \quad (3)$$

4.3 Approximate affineness

We first derive sufficient conditions for forecaster i to be γ - ℓ^∞ approximately truthful on event t , given a fixed report vector $\mathbf{r}_{i,-t}$. In particular, we show that forecaster i 's utility function G_{it} is *approximately affine*.

Definition 4. *Function F is $(\beta, \alpha, \epsilon)$ -approximately affine when*

$$\sup_{x \in [-1, 1]} |F(x) - (\beta x + \alpha)| \leq \epsilon.$$

Note that we are evaluating G_{it} at the score difference $S(r_{it}, Y_t) - S(R_{jt}, Y_t)$. Since G_{it} is approximately affine, forecaster i is (roughly) maximizing her score. By properties of proper scoring rules, she will report (roughly) truthfully. In the following lemma, we quantify the worst-case deviation of her report to her belief as a function of approximate affineness.

Lemma 5. *If G_{it} is $(\beta, \alpha, \epsilon)$ -approximately affine for each event t , agent i is γ - ℓ^∞ approximately truthful for $\gamma = \sqrt{2\epsilon/\beta}$.*

Proof. Let $\hat{\epsilon}(X) = G_{it}(X) - (\beta X + \alpha)$ be the random variable representing the error of approximating $G_{it}(X)$ with an affine function, where $X \in [0, 1]$ with probability one. Then,

$$\begin{aligned} \bar{U}_{it}(r_{it}) &= \mathbb{E}_{\mathcal{D}_i} [\alpha - \beta S(r_{it}, R_{jt}, Y_t) + \hat{\epsilon}(-S(r_{it}, R_{jt}, Y_t))] \\ &= \alpha + \beta \mathbb{E}_{Y_t \sim p_i} \left[\mathbb{E}_{R_{jt} | Y_t} -S(r_{it}, R_{jt}, Y_t) \right] + \mathbb{E}_{\mathcal{D}_i} [\hat{\epsilon}(-S(r_{it}, R_{jt}, Y_t))] . \end{aligned}$$

With probability 1, $|\hat{\epsilon}(X)| \leq \epsilon$. Then, using $S(p_{it}, R_{jt}, Y_t) - S(r_{it}, R_{jt}, Y_t) = p_{it}^2 - r_{it}^2 + 2Y_t(r_{it} - p_{it})$, we can strictly bound the difference in utilities

$$\begin{aligned} \bar{U}_{it}(p_{it}) - \bar{U}_{it}(r_{it}) &\geq \beta \mathbb{E}_{Y_t \sim p_i} [p_{it}^2 - r_{it}^2 + 2Y_t(r_{it} - p_{it})] - 2\epsilon \\ &= \beta(p_{it} - r_{it})^2 - 2\epsilon \\ &> \beta(2\epsilon/\beta) - 2\epsilon \\ &= 0. \end{aligned}$$

Thus, r_{it} is strictly dominated by p_{it} if $|r_{it} - p_{it}| > \gamma$, so agent i will report γ - ℓ^∞ approximately truthfully. \square

Figure 4 gives intuition for when this result is useful: specifically, approximating G_{it} by a Normal CDF, we achieve small γ when the mean of the cumulative score difference has small magnitude relative to the variance.

Edgeworth expansions. We next aim to characterize forecaster i 's utility function over her report r_{it} . Since G_{it} is the CDF of a sum of independent random variables, we can apply the Central Limit Theorem (CLT). Unfortunately, the convergence rate of G_{it} to a normal distribution is not tight enough to control the approximate affine error ϵ in Lemma 5 [Esseen, 1942]. We thus turn to the theory of *Edgeworth expansions*. An Edgeworth expansion can be thought of as a tighter version of the CLT. While we know G_{it} eventually approaches a normal distribution, we can achieve a better convergence rate by adding on more terms [Petrov, 1975]. These terms depend on higher cumulants of the distribution; for example, the first-order Edgeworth expansion includes a function depending on the third moment. We can bound the ℓ^∞ distance between G_{it} and its second-order Edgeworth expansion E_{it} under some conditions on the variance and smoothness of score differences:

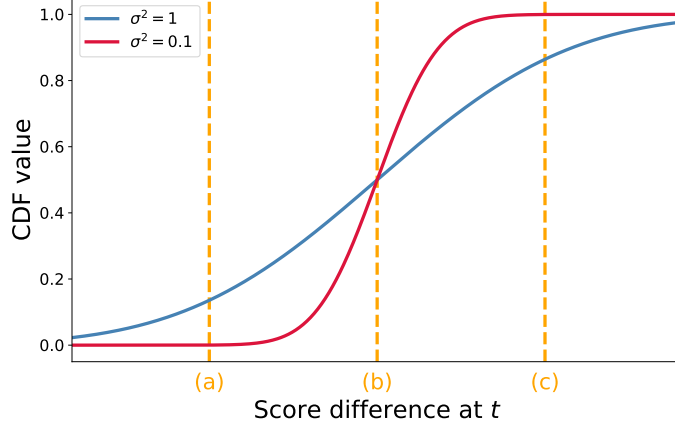


Figure 4: Two examples of Normal CDFs approximating the expected utility G_{it} . If the score difference at event t (in $[-1, 1]$) occurs at (a) or (c), approximate affineness ceases to hold as the CDF flattens out. We observe small error of the affine approximation around (b), the mean; thus we want its magnitude to be small. Note also the area where the CDF resembles an affine function is much narrower for the distribution with lower variance (red).

Condition 2. For forecaster i 's strategic report \mathbf{r}_i and all t ,

1. (Uncertainty) the score differences $S(r_{it}, R_{jt}, Y_t)$ have variance uniformly bounded below by some constant.
2. (Smoothness) the probability density of each score difference $S(r_{it}, R_{jt}, Y_t)$ is a function of bounded variation.³

We include a weaker condition which only requires smoothness of some score differences in § B.

Leave-one-out approximate truthfulness. We now have the tools to characterize forecaster i 's utility function G_{it} as $(\beta, \alpha, \epsilon)$ -approximately affine. In particular, we derive the values of β , α and ϵ for the Edgeworth expansion E_{it} of G_{it} . To do so, we take the first-order Taylor expansion around 0 to derive the slope β and intercept α . We can then bound the error ϵ_1 of the affine Taylor function by the Lagrange remainder. We also have the convergence rate of G_{it} to its Edgeworth expansion, i.e. $\|G_{it} - E_{it}\|_\infty \leq \epsilon_2$. By the triangle inequality, then, G_{it} is $(\beta, \alpha, \epsilon_1 + \epsilon_2)$ -approximately affine. It follows by Lemma 5 that forecaster i will be γ - ℓ^∞ approximately truthful for $\gamma = \sqrt{\frac{2(\epsilon_1 + \epsilon_2)}{\beta}}$ on event t (under Condition 2). Note that γ depends on the mean and variance of score differences $\{S(r_{it'}, R_{jt'}, Y_{t'})\}_{t' \neq t}$, which in turn depends on the report vector $\mathbf{r}_{-i,t}$.

4.4 Approximate truthfulness

Our leave-one-out result gives a sufficient condition on the value of γ for approximate truthfulness on event t , under *any* fixed report vector $\mathbf{r}_{i,-t}$. In order to reach our main result, then, we impose conditions on the entire vector \mathbf{r}_i such that the condition for each event t is met. We define $\sigma_i^2(\mathbf{r}_i)$ and $P_i(\mathbf{r}_i)$ as the variance and absolute third moment of the aggregate score difference $\sum_t(S(r_{it}, R_{jt}, Y_t))$ induced by \mathbf{r}_i . Let $P_i = \max_{\mathbf{r}_i} P_i(\mathbf{r}_i)$ and $\sigma_i = \min_{\mathbf{r}_i} \sigma_i(\mathbf{r}_i)$.

³Absolute continuity or continuous differentiability are both sufficient conditions for bounded variation.

At a high level, the first condition implies there is enough randomness (variance) in scores from forecaster i 's perspective. Meanwhile, the latter two conditions imply that forecaster i thinks she is *good*, as the expected utility of her belief is bounded below, but not *too* good, as the expected utility of any report vector is bounded above.

Condition 3.

1. $\sigma_i \geq 4$.
2. For some $\delta \in (0, 1)$, $\bar{U}(\mathbf{p}_i) \geq \frac{1}{2} - \delta$; and for any report vector \mathbf{r}_i , $\bar{U}(\mathbf{r}_i) \leq \frac{1}{2} + \delta$.
3. $\frac{P_i}{\sigma_i^3} + \delta \leq 0.33$.

Note that $\frac{P_i}{\sigma_i^3} = O(m^{-1/2})$, so we expect Condition 3 is satisfied more easily as m grows. With that bound, and assuming $\frac{P_i}{\sigma_i^3}$ is small, the latter two items imply forecaster i 's expected utility is roughly bounded to the interval $[0.2, 0.8]$.

We can now state our approximate truthfulness result.

Theorem 2. *When Conditions 2 and 3 hold, forecaster i is γ - ℓ^∞ approximately truthful with $\gamma = O(\sigma_i^{-1/2})$.*

Note that $\sigma_i^2 = O(m)$, so that we expect γ to decrease like $O(m^{-1/4})$. At first glance, then, Theorem 2 seems to imply that the ℓ^∞ distance of forecasters' reports converge to their beliefs as the number of events grows larger. This is true to an extent, but recall that Condition 3 requires that the forecasters believe they are competitive with each other. In a typical setting where both forecasters have fixed skills, e.g. with forecaster i being slightly better at predicting the weather than forecaster j , for large m forecaster j can no longer be competitive: each forecaster's aggregate score would concentrate about its mean and the distribution of forecaster i 's score would far surpass j 's. Thus, the conditions for approximate truthfulness in practice may require m to be small enough for the best forecaster to have peers.

We expect that similar results would hold for $n > 2$ forecasters, though analysis becomes much more difficult since utilities now correspond to beating the *maximum* cumulative score difference across forecasters. We expect the resulting γ to grow quickly in n , as even when all forecasters have the same skill, when n is larger, they each expect to perform much worse than the maximum of the rest. This extension would thus be consistent with the fact that good forecasters still extremize in practice; see § 5.

5 Discussion

This paper presents the first strategic analysis of traditional forecasting competitions beyond small numbers of events. We first refute long-standing claims about long-run truthful behavior in forecasting competitions, via a counterexample with no approximately truthful equilibrium even for an arbitrarily large number of events. This example suggests that the best forecaster benefits by hedging, moving her predictions closer to the prior. We then show that two forecasters will be approximately truthful when close together in skill and given sufficient uncertainty about the other's reports.

Implications for practice. Let us summarize our results with a practical conjecture of how strategic behavior will play out in real competitions. It seems rare that a single forecaster will be far ahead of the rest; a more typical scenario might have a pack of good forecasters with a long tail of lower-skilled forecasters. It might be tempting to assume that our results in § 4 will dominate for the pack of good forecasters, yielding approximate truthfulness in that group, with increasing incentive to extremize for lower-skilled forecasters. Yet as alluded to at the end of § 4, unless the pack of good forecasters is of size 2 only, each skilled forecaster will face the maximum score of the rest, again giving an incentive to extremize (see Figure 1 where now the blue distribution is the maximum score of the competition). This rough conjecture matches behavior seen in practice, where skilled (and indeed, winning) forecasters extremize their true beliefs [Kaggle, 2017; Alexander, 2023].

That said, our results suggest ways to alleviate these incentives. Even when the number of events is quite large, contestants may deviate significantly from being truthful when they know they are far ahead or far behind. In data science and machine learning competitions, this phenomenon could mean limiting the amount of information revealed in the leaderboard—not just for the usual information-theoretic reasons of preventing contestants from learning too much about the test/evaluation split of the data set, but because of the strategic properties of Simple Max. Finally, to eliminate the extremizing among the most skilled forecasters, it could be beneficial to run a truncated version of the Soft Max mechanism of Frongillo et al. [2021] which drops low scoring forecasters, with the analysis of § 4 allowing a higher parameter η than suggested by that paper.

Robustness of forecaster selection. The designer of a forecasting competition may naturally have two goals: (1) collect accurate predictions, and (2) select (one of) the best forecasters as the winner. Thus far we have mainly focused on (1), which may be the most important when the forecasts are aggregated or used directly to make timely predictions, as in geopolitical competitions. Yet in some settings goal (2) may be the primary objective. Interestingly, while we have seen that Simple Max can fail wildly in goal (1), even for arbitrarily large numbers of events, our results are consistent with it still succeeding in goal (2).⁴ That is, even as forecasters deviate substantially from their beliefs, it has remained true that a best forecaster wins with high probability. Specifically, we conjecture that with probability $1 - \delta$, when the number of events is $m = \Omega\left(\frac{\log(n/\delta)}{\epsilon^2}\right)$, Simple Max selects the best forecaster in some Bayes-Nash equilibrium.

Future work. Aside from addressing any of the specific conjectures posited above, perhaps the most pressing need is to understand the equilibrium of Simple Max for $m > 2$. Such an analysis is missing even for the specific example in § 3; while our results suggest that the bad forecasters will extremize while the good forecaster hedges, it is unknown if both behaviors are stable in equilibrium. Perhaps the first step would be to understand the equilibrium in a “full information” setting, where the true probabilities are common knowledge. Extensions of this paper’s results to forecasting competitions that employ different scoring rules, such as log loss, may also hold interesting insights.

Acknowledgements

We are grateful to Jens Witkowski and Siddarth Srinivasan for their insights and feedback. We would also like to thank Adam Bloniarz, Gülce Kardes, Ezra Karger, Bo Waggoner, and Brian

⁴A more realistic model of effort may paint a worse picture even for (2), as time is spent strategizing instead of improving forecasts.

Zaharatos for helpful discussions and comments. This material is based upon work supported by the National Science Foundation under Grant No. IIS-2045347.

References

- D. J. Aldous. A prediction tournament paradox. *The American Statistician*, pages 1–6, 2019. (Cited on 1, 3)
- S. Alexander. Who predicted 2022? <https://www.astralcodexten.com/p/who-predicted-2022,2023>. URL <https://www.astralcodexten.com/p/who-predicted-2022>. Accessed: 2024-08-14. (Cited on 13)
- C.-G. Esseen. On the liapunov limit error in the theory of probability. *Ark. Mat. Astr. Fys.*, 28: 1–19, 1942. (Cited on 10, 18)
- R. Frongillo, R. Gomez, A. Thilagar, and B. Waggoner. Efficient competitions and online learning with strategic forecasters. In *Proceedings of the 22nd ACM Conference on Economics and Computation*, pages 479–496, 2021. (Cited on 3, 13)
- Kaggle. March machine learning mania, 1st place winner’s interview: Andrew landgraf. <http://blog.kaggle.com/2017/05/19/march-machine-learning-mania-1st-place-winners-interview-andrew-landgraf/>, May 2017. Accessed: 6/29/2019. (Cited on 3, 8, 13)
- K. C. Lichtendahl, Jr. and R. L. Winkler. Probability elicitation, scoring rules, and competition among forecasters. *Management Science*, 53(11):1745–1755, 2007. (Cited on 1, 2)
- V. V. Petrov. *Sums of Independent Random Variables*. Springer, 1975. (Cited on 10, 16, 17)
- I. G. Shevtsova. An improvement of convergence rate estimates in the Lyapunov theorem. In *Doklady Mathematics*, volume 82, pages 862–864. Springer, 2010. (Cited on 18)
- J. Witkowski, R. Freeman, J. W. Vaughan, D. M. Pennock, and A. Krause. Incentive-compatible forecasting competitions. In *Proceedings of the 32nd AAAI Conference on Artificial Intelligence (AAAI)*, 2018. (Cited on 2)
- J. Witkowski, R. Freeman, J. W. Vaughan, D. M. Pennock, and A. Krause. Incentive-compatible forecasting competitions. *Management Science*, 69(3):1354–1374, 2023. (Cited on 1, 2, 9)

A Proofs omitted from Section 3

Recall that $d_p(\mathbf{y}) = \|\mathbf{p} - \mathbf{y}\|_2$, $d^*(\mathbf{y}) = \|\mathbf{r}^* - \mathbf{y}\|_2$, $d_i(\mathbf{y}) = \|\mathbf{r}_i - \mathbf{y}\|_2$, and $d_j(\mathbf{y}) = \|\mathbf{r}_j - \mathbf{y}\|_2$ be the ℓ^2 distances from \mathbf{y} to \mathbf{p} , \mathbf{p}^* , \mathbf{r}_i and \mathbf{r}_j for any $j \neq i$ respectively.

Additionally, we will use the fact that

$$\begin{aligned} (d^*(\mathbf{y}))^2 &= \|\mathbf{y}\|_1(1 - p^*)^2 + (m - \|\mathbf{y}\|_1)(p^*)^2 \\ &= m(p^*)^2 + \|\mathbf{y}\|_1(1 - 2p^*), \end{aligned}$$

and similarly, $(d_p(\mathbf{y}))^2 = mp^2 + \|\mathbf{y}\|_1(1 - 2p)$.

A.1 Proof of Lemma 1

Proof. By the triangle inequality,

$$\begin{aligned}
d_j(\mathbf{y}) &\geq \|\mathbf{c} - \mathbf{y}\|_2 - \epsilon\sqrt{m} \\
&= \sqrt{m} \left(\frac{1}{2} - \epsilon \right) \\
&> \sqrt{m} \sqrt{p^*(1-p^*)} + 2 \\
&= \sqrt{m(p^*)^2 + mp^*(1-2p^*)} + 2 \\
&\geq \sqrt{m(p^*)^2 + \|\mathbf{y}\|_1(1-2p^*)} + 2 \\
&= d^*(\mathbf{y}) + 2.
\end{aligned}$$

□

A.2 Proof of Lemma 2

Proof. When $\|\mathbf{y}\|_1 = p^*m$,

$$\begin{aligned}
d_p(\mathbf{y}) - \epsilon\sqrt{m} &= \sqrt{mp^2 + mp^*(1-2p)} - \epsilon\sqrt{m} \\
&= \sqrt{m} \left(\frac{1}{2} - \epsilon \right).
\end{aligned}$$

Meanwhile,

$$\begin{aligned}
d^*(\mathbf{y}) &= \sqrt{mp^2 + p^*m(1-2p^*)} \\
&= \sqrt{mp^*(1-p^*)} \\
&< \sqrt{m} \left(\frac{1}{2} - \epsilon \right) - 2.
\end{aligned}$$

Note that $d_p(\mathbf{y})$ and $d^*(\mathbf{y})$ can also be written as a function of just $\|\mathbf{y}\|_1$. Therefore, we define

$$f(x) = \sqrt{mp^2 + x(1-2p)} - \sqrt{m(p^*)^2 + x(1-2p^*)}$$

so that $f(\|\mathbf{y}\|_1) = d_p(\mathbf{y}) - d^*(\mathbf{y})$. Now, consider the derivative of f at any $x = \|\mathbf{y}\|_1$

$$\frac{df}{dx} = \left(\frac{1}{2} - p \right) \left[\frac{1}{d_p(\mathbf{y})} - \frac{1}{2d^*(\mathbf{y})} \right].$$

Since $p < \frac{1}{2}$,

$$\begin{aligned}
4(d^*(\mathbf{y}))^2 - (d_p(\mathbf{y}))^2 &= m \left(\frac{1}{4} + p \right) + \|\mathbf{y}\|_1 \left(\frac{1}{2} - p \right) \\
&> 0,
\end{aligned}$$

so $\frac{df}{dx} > 0$. Therefore, f is increasing in x and $d_p(\mathbf{y}) - d^*(\mathbf{y})$ increases as $\|\mathbf{y}\|_1$ increases. By the triangle inequality $d_i(\mathbf{y}) - d^*(\mathbf{y}) \geq (d_p(\mathbf{y}) - \epsilon\sqrt{m}) - d^*(\mathbf{y}) > 2$ for $\|\mathbf{y}\|_1 = p^*m$. It follows that $d_i(\mathbf{y}) - d^*(\mathbf{y}) > 2$ for $\|\mathbf{y}\|_1 \geq p^*m$. □

B Approximate Truthfulness Derivations (Omitted from § 4)

B.1 Notation

We first introduce additional notation needed to analyze forecaster i 's utility function. Consider the sum of independent random variables $\sum_{t=1}^m X_t$ with mean μ and variance σ^2 . Let $\phi(x)$ and $\Phi(x)$ be the PDF and CDF respectively of the normal distribution with mean 0 and variance 1. Let $H_l(x)$ be the Hermite polynomial of degree l , and denote κ_l as the l -th order cumulant of the sum of X_1, X_2, \dots, X_m . Note that up to $l = 3$, the l -th order cumulant corresponds to the central moment (so κ_3 is the sum of third moments). We denote the ratio between the l -th order cumulant and the variance σ^2 as $C_l = \frac{\kappa_l}{\sigma^2}$.

Now, fix an event t . Let μ_{it} and σ_{it}^2 be the mean and variance, respectively, of the sum of score differences $\sum_{t' \neq t} S(r_{it'}, R_{jt'}, Y_{t'})$ under i 's belief distribution \mathcal{D}_i for a fixed set of reports $\mathbf{r}_{i,-t}$. We suppress the fixed vector $\mathbf{r}_{i,-t}$ as a parameter for simplicity. We denote $\kappa_{l,it}$ to be the l -th order cumulant of the sum of score differences $\sum_{t' \neq t} S(r_{it'}, R_{jt'}, Y_{t'})$; similarly, we have $C_{l,it} = \frac{\kappa_{l,it}}{\sigma_{it}^2}$.

We also define moments of the cumulative score difference across *all* events as a function of a report vector \mathbf{r}_i :

$$\begin{aligned}\mu_i(\mathbf{r}_i) &= \sum_t \mathbb{E}[S(r_{it}, R_{jt}, Y_t)], \\ \sigma_i^2(\mathbf{r}_i) &= \sum_t \mathbb{E}(S(r_{it}, R_{jt}, Y_t) - \mathbb{E}[S(r_{it}, R_{jt}, Y_t)])^2, \\ P_i(\mathbf{r}_i) &= \sum_t \mathbb{E}|S(r_{it}, R_{jt}, Y_t) - \mathbb{E}[S(r_{it}, R_{jt}, Y_t)]|^3;\end{aligned}$$

i.e. $\mu_i(\mathbf{r}_i)$ is the mean, $\sigma_i^2(\mathbf{r}_i)$ is the variance, and $P_i(\mathbf{r}_i)$ is the third absolute moment. Let $P_i = \max_{\mathbf{r}_i} P_i(\mathbf{r}_i)$ and $\sigma_i = \min_{\mathbf{r}_i} \sigma_i(\mathbf{r}_i)$.

Finally, we define $\kappa_{l,i}$ to be the *maximum* l -th order cumulant over report vectors \mathbf{r}_i of the sum of score differences $\sum_{t=1}^m S(r_{it}, R_{jt}, Y_t)$, and we denote $C_{l,i} = \frac{\kappa_{l,i}}{\sigma_i^2}$.

B.2 Edgeworth Expansions

We now introduce the theory of Edgeworth expansions, following Petrov [1975], and use this to characterize forecaster i 's expected utility function G_{it} . Let $E(x)$ be the Edgeworth expansion up to two terms of the sum of independent random variables X_1, X_2, \dots, X_m , where μ is the mean of these variables and σ^2 is the variance. That is,

$$E(x) = \Phi\left(\frac{x - \mu}{\sigma}\right) + \frac{Q_1\left(\frac{x - \mu}{\sigma}\right)}{\sqrt{m}} + \frac{Q_2\left(\frac{x - \mu}{\sigma}\right)}{m},$$

where

$$\begin{aligned}\frac{Q_1(x)}{\sqrt{m}} &= -\frac{1}{\sqrt{2\pi}} e^{-x^2/2} \left(\frac{\kappa_3}{\sigma^3}\right) \frac{H_2(x)}{6}, \\ \frac{Q_2(x)}{m} &= \frac{1}{\sqrt{2\pi}} e^{-x^2/2} \left(\left(\frac{\kappa_3}{\sigma^3}\right)^2 \frac{H_5(x)}{72} + \left(\frac{\kappa_4}{\sigma^4}\right) \frac{H_3(x)}{24} \right).\end{aligned}$$

Let $E_{it}(x)$ be the Edgeworth expansion for independent random variables $\{S(r_{it'}, R_{jt'}, Y_{t'})\}_{t' \neq t}$.

We first state a weaker condition which is satisfied by Condition 2 for convergence of G_{it} to its Edgeworth expansion. Note that we only require smoothness of a subsequence of score differences.

Condition 4. *Petrov [1975]* For forecaster i 's strategic report r_i and all events t ,

1. (Uncertainty) the score differences $S(r_{it}, R_{jt}, Y_t)$ have variance uniformly bounded below by some constant.
2. There is a subsequence of score differences $\{S(r_{it_k}, R_{jt_k}, Y_{t_k})\}_{k=1}^{m^*}$ with $m^* \leq m$ terms such that
 - (a) (Nontrivial size) $\liminf \frac{m^*}{m^\lambda} > 0$ for some $\lambda > 0$.
 - (b) (Smoothness) the density f_k of each difference $S(r_{it_k}, R_{jt_k}, Y_{t_k})$ is a function of bounded variation.

Now we cite the convergence rate of G_{it} to its second-order Edgeworth approximation E_{it} under Condition 4:

Lemma 6. *[Petrov, 1975]* Given Condition 4 holds, for sufficiently large m and some constant D_{it} , $\|G_{it} - E_{it}\|_\infty \leq D_{it}/m$.

We can then characterize the values β, α , and ϵ such that the Edgeworth expansion $E(x)$ is $(\beta, \alpha, \epsilon)$ -approximately affine.

Lemma 7. E is $(\beta, \alpha, \epsilon)$ -approximately affine with

$$\beta = \frac{1}{\sigma} \phi\left(\frac{-\mu}{\sigma}\right) \left(1 + \frac{C_3}{6\sigma} H_3\left(\frac{-\mu}{\sigma}\right) + \frac{C_3^2}{72\sigma^2} H_6\left(\frac{-\mu}{\sigma}\right) + \frac{C_4}{24\sigma^2} H_4\left(\frac{-\mu}{\sigma}\right)\right), \quad (4)$$

$$\alpha = E(0), \quad (5)$$

$$\epsilon = \max_{z \in [-1, 1]} \frac{1}{\sigma^3} \phi\left(\frac{z-\mu}{\sigma}\right) \left| (z-\mu) - \frac{C_3}{6} H_4\left(\frac{z-\mu}{\sigma}\right) - \frac{C_3^2}{72\sigma} H_7\left(\frac{z-\mu}{\sigma}\right) - \frac{C_4}{24\sigma} H_5\left(\frac{z-\mu}{\sigma}\right) \right|. \quad (6)$$

Proof. First, note that by properties of Hermite polynomials, $\frac{d}{dx} e^{-x^2/2} H_m(x) = -e^{-x^2/2} H_{m+1}(x)$. Following Petrov [1975],

$$\begin{aligned} \frac{Q'_1(x)}{\sqrt{m}} &= \frac{1}{\sqrt{2\pi}} e^{-x^2/2} \frac{C_3}{6\sigma} H_3(x), \\ \frac{Q'_2(x)}{m} &= \frac{1}{\sqrt{2\pi}} e^{-x^2/2} \left(\frac{C_3^2}{72\sigma^2} H_6(x) + \frac{C_4}{24\sigma^2} H_4(x) \right), \\ \frac{Q''_1(x)}{\sqrt{m}} &= -\frac{1}{\sqrt{2\pi}} e^{-x^2/2} \frac{C_3}{6\sigma} H_4(x), \\ \frac{Q''_2(x)}{m} &= -\frac{1}{\sqrt{2\pi}} e^{-x^2/2} \left(\frac{C_3^2}{72\sigma^2} H_7(x) + \frac{C_4}{24\sigma^2} H_5(x) \right). \end{aligned}$$

By taking the Lagrange error of the first order Taylor approximation of E around 0, we have $\sup_{x \in [-1, 1]} |E(x) - (\beta x + \alpha)| \leq |E''(z)|$ for $\beta = E'(0), \alpha = E(0)$, and some $z \in [-1, 1]$. Thus we can take $\epsilon = \max_{z \in [-1, 1]} |E''(z)|$.

We solve directly for β :

$$\beta = E'(0) = \frac{1}{\sigma} \left(\phi\left(\frac{-\mu}{\sigma}\right) + \frac{1}{\sqrt{m}} Q'_1\left(\frac{-\mu}{\sigma}\right) + \frac{1}{m} Q'_2\left(\frac{-\mu}{\sigma}\right) \right).$$

We also solve for $|E''(z)|$, from which the result follows immediately:

$$\begin{aligned} |E''(z)| &= \frac{1}{\sigma^2} \left| \left(\frac{z-\mu}{\sigma} \right) \phi \left(\frac{z-\mu}{\sigma} \right) + \frac{1}{\sqrt{m}} Q_1'' \left(\frac{z-\mu}{\sigma} \right) + \frac{1}{m} Q_2'' \left(\frac{z-\mu}{\sigma} \right) \right| \\ &= \frac{1}{\sigma^3} \phi \left(\frac{z-\mu}{\sigma} \right) \left| (z-\mu) - \frac{C_3}{6} H_4 \left(\frac{z-\mu}{\sigma} \right) - \frac{C_3^2}{72\sigma} H_7 \left(\frac{z-\mu}{\sigma} \right) - \frac{C_4}{24\sigma} H_5 \left(\frac{z-\mu}{\sigma} \right) \right|. \end{aligned}$$

□

B.3 Leave-one-out Approximate Truthfulness

We can now combine Lemmas 5, 6, and 7 with Condition 3 to give an approximate truthful parameter for event t .

We first state the following intermediate lemma.

Lemma 8. *If Condition 3 holds, $\frac{|\mu_i(\hat{\mathbf{r}}_i)|}{\sigma_i(\hat{\mathbf{r}}_i)} \leq 1$ for any best response $\hat{\mathbf{r}}_i$.*

Proof. Recall that the expected utility of forecaster i as a function of her report is $\bar{U}(\mathbf{r}_i) = P_{\mathcal{D}_i}[\sum_t S(r_{it}, R_{jt}, Y_t) \leq 0]$; it follows by the Berry-Esseen theorem [Esseen, 1942; Shevtsova, 2010] that for any report \mathbf{r}_i ,

$$\left| \bar{U}(\mathbf{r}_i) - \Phi \left(\frac{-\mu_i(\mathbf{r}_i)}{\sigma_i(\mathbf{r}_i)} \right) \right| \leq \frac{P_i(\mathbf{r}_i)}{\sigma_i(\mathbf{r}_i)^3}. \quad (7)$$

By our conditions, for any report vector \mathbf{r}_i , $\bar{U}(\mathbf{r}_i) \leq \frac{1}{2} + \delta$. Moreover, for forecaster i 's belief vector \mathbf{p}_i , $\bar{U}(\mathbf{p}_i) \geq \frac{1}{2} - \delta$. Since any strategic report $\hat{\mathbf{r}}_i \neq \mathbf{p}_i$ must increase the expected utility from \mathbf{p}_i , it follows that $\frac{1}{2} - \delta \leq \bar{U}(\hat{\mathbf{r}}_i) \leq \frac{1}{2} + \delta$. Thus by Inequality 7, $\Phi \left(-\frac{\mu_i(\hat{\mathbf{r}}_i)}{\sigma_i(\hat{\mathbf{r}}_i)} \right) \leq \frac{1}{2} + \delta + \frac{P_i(\hat{\mathbf{r}}_i)}{\sigma_i(\hat{\mathbf{r}}_i)^3}$ and $\Phi \left(-\frac{\mu_i(\hat{\mathbf{r}}_i)}{\sigma_i(\hat{\mathbf{r}}_i)} \right) \geq \frac{1}{2} - \delta - \frac{P_i(\hat{\mathbf{r}}_i)}{\sigma_i(\hat{\mathbf{r}}_i)^3}$. Let $\hat{\delta} = \delta + \frac{P_i(\hat{\mathbf{r}}_i)}{\sigma_i(\hat{\mathbf{r}}_i)^3}$. Then,

$$\begin{aligned} -\frac{\mu_i(\hat{\mathbf{r}}_i)}{\sigma_i(\hat{\mathbf{r}}_i)} &\geq \Phi^{-1}(1/2 - \hat{\delta}) \geq \sqrt{\frac{\pi}{8}} \text{logit}(1/2 - \hat{\delta}), \\ -\frac{\mu_i(\hat{\mathbf{r}}_i)}{\sigma_i(\hat{\mathbf{r}}_i)} &\leq \Phi^{-1}(1/2 + \hat{\delta}) \leq \sqrt{\frac{\pi}{8}} \text{logit}(1/2 + \hat{\delta}). \end{aligned}$$

Thus

$$\frac{|\mu_i(\hat{\mathbf{r}}_i)|}{\sigma_i(\hat{\mathbf{r}}_i)} \leq \sqrt{\frac{\pi}{8}} \log \left(\frac{1/2 + \hat{\delta}}{1/2 - \hat{\delta}} \right) \leq 1,$$

where the last inequality holds since $\hat{\delta} \leq \delta + \frac{P_i}{\sigma_i^3} \leq 0.33$. □

Lemma 9. *Assume Conditions 2 and 3 hold. Then agent i is γ - ℓ^∞ truthful for event t with*

$$\gamma^2/2 \geq \frac{e^{\mu_{it}^2/\sigma_{it}^2} \sigma_{it}^{-2} (|\mu_{it}| + A_{it}) + \sigma_{it} D_{it} m^{-1}}{1 - B_{it} \sigma_{it}^{-1}},$$

where

$$\begin{aligned} A_{it} &= 1 + 5|C_{3,it}| + \frac{6C_{3,it}^2}{\sigma_{it}} + \frac{|C_{4,it}|}{\sigma_{it}}, \\ B_{it} &= 3|C_{3,it}| + \frac{2C_{3,it}^2}{\sigma_{it}} + \frac{2|C_{4,it}|}{\sigma_{it}}. \end{aligned}$$

Proof. By Lemma 6, for large enough m $\|G_{it} - E_{it}\|_\infty \leq D_{it}$. By Lemma 7, $\|E_{it} - L\|_\infty \leq \epsilon_1$ for $L(x) = \beta x + \alpha$ (for β , α , and ϵ_1 defined by Equations 4, 5, and 6 under μ_{it} and σ_{it}). By the triangle inequality, it follows that G_{it} is $(\beta, \alpha, \epsilon)$ -approximately affine with $\epsilon = \epsilon_1 + \epsilon_2$, where $\epsilon_2 = D_{it}m^{-1}$ for some positive constant D_{it} . By Lemma 5, then, forecaster i is γ - ℓ^∞ truthful for $\gamma = \sqrt{2\epsilon/\beta}$.

Note that for $\sigma_i \geq 4$,

- $\sigma_{it} \geq \sigma_i(\hat{r}_i) - 1 \geq \sigma_i(\hat{r}_i)/\sqrt{2}$,
- $\frac{|\mu_{it}|}{\sigma_{it}} \leq \frac{|\mu_i(\hat{r}_i)|+1}{\sigma_i(\hat{r}_i)-1} \leq 2$ (by Lemma 8).

It follows that for any $z \in [-1, 1]$, $\left| \frac{z - \mu_{it}}{\sigma_{it}} \right| \leq 3$. Thus

$$\begin{aligned} \beta &\geq \frac{1}{\sigma_{it}} \phi\left(\frac{-\mu_{it}}{\sigma_{it}}\right) \min_{y \in [-3, 3]} \left(1 + \frac{C_{3,it}}{6\sigma_{it}} H_3(y) + \frac{C_{3,it}^2}{72\sigma_{it}^2} H_6(y) + \frac{C_{4,it}}{24\sigma_{it}^2} H_4(y)\right) \\ &= \frac{1}{\sigma_{it}} \phi\left(\frac{-\mu_{it}}{\sigma_{it}}\right) \left(1 - \frac{B_{it}}{\sigma_{it}}\right) \end{aligned}$$

and

$$\begin{aligned} \epsilon_1 &\leq \frac{1}{\sigma_{it}^3} \phi\left(\frac{1 + |\mu_{it}|}{\sigma_{it}}\right) \max_{y \in [-3, 3]} \left(|\mu_{it}| + 1 + \left| \frac{C_{3,it}}{6} H_4(y) - \frac{C_{3,it}^2}{72\sigma_{it}} H_7(y) - \frac{C_{4,it}}{24\sigma_{it}} H_5(y) \right| \right) \\ &\leq \frac{1}{\sigma_{it}^3} (|\mu_{it}| + A_{it}) \phi\left(\frac{1 + |\mu_{it}|}{\sigma_{it}}\right). \end{aligned}$$

The statement follows by calculating $\frac{\epsilon_1 + \epsilon_2}{\beta}$ and noting that $\phi\left(\frac{1 + |\mu_{it}|}{\sigma_{it}}\right) / \phi\left(\frac{-\mu_{it}}{\sigma_{it}}\right) \leq e^{\mu_{it}^2/\sigma_{it}^2}$ (in an abuse of notation, we absorb a constant of 2π into D_{it}). \square

B.4 Proof of Theorem 2

Now we have the tools to prove our main theorem showing approximate truthfulness. Specifically, we derive a lower bound on γ depending on σ_i that guarantees leave-one-out approximate truthfulness for all events t .

Proof. (Theorem 2) By Lemma 9, to guarantee forecaster i is γ - ℓ^∞ approximately truthful, we require for all t that

$$\gamma \geq \frac{\sqrt{2} e^{\frac{\mu_{it}^2}{2\sigma_{it}^2}} \sigma_{it}^{-1} (|\mu_{it}| + A_{it})^{1/2} + (\sigma_{it} D_{it} m^{-1})^{1/2}}{(1 - B_{it} \sigma_{it}^{-1})^{1/2}}.$$

Note that for $\sigma_i \geq 4$, $\sigma_{it} > \sigma_i(\hat{r}_i) - 1 \geq \frac{\sigma_i(\hat{r}_i)}{\sqrt{2}}$. Thus

$$\begin{aligned} \exp\left(\frac{|\mu_{it}|^2}{2\sigma_{it}^2}\right) &\leq \exp\left(\frac{(|\mu_i(\hat{r}_i)| + 1)^2}{\sigma_i(\hat{r}_i)^2}\right) \\ &\leq \exp\left(\frac{1}{\sigma_i(\hat{r}_i)^2} + \frac{2}{\sigma_i(\hat{r}_i)} + 1\right) \\ &\leq 5. \end{aligned}$$

Meanwhile, note that $\kappa_{3,it} \leq \kappa_{3,i} + 8$, and $\kappa_{4,it} \leq \kappa_{4,i} + 32$. Thus $|C_{3,it}| \leq 2|C_{3,i}| + \frac{16}{\sigma_i^2}$ and $C_{4,it} \leq 2C_{4,i} + \frac{64}{\sigma_i^2}$, so that

$$\begin{aligned} \sigma_{it}^{-1} (|\mu_{it}| + A_{it})^{1/2} &= \sigma_{it}^{-1} \left(|\mu_{it}| + 1 + 5|C_{3,it}| + \frac{6C_{3,it}^2}{\sigma_{it}} + \frac{|C_{4,it}|}{\sigma_{it}} \right)^{1/2} \\ &\leq \frac{2}{\sigma_i(\hat{r}_i)} (|\mu_i(\hat{r}_i)| + 11 + 19|C_{3,i}| + 9C_{3,i}^2 + C_{4,i})^{1/2} \\ &\leq 2C\sigma_i^{-1/2}, \end{aligned}$$

where $C = 4 + 5\sqrt{|C_{3,i}|} + 3|C_{3,i}| + \sqrt{C_{4,i}}$.

Finally, note that

$$\begin{aligned} \sigma_{it}^{-1/2} \left(3|C_{3,it}| + \frac{2C_{3,it}^2}{\sigma_{it}} + \frac{2|C_{4,it}|}{\sigma_{it}} \right) &\leq 2\sigma_i(\hat{r}_i)^{-1/2} (4 + 9|C_{3,i}| + 3C_{3,i}^2 + C_{4,i})^{1/2} \\ &\leq 2\sigma_i^{-1/2} \left(2 + 3\sqrt{|C_{3,i}|} + 2|C_{3,i}| + \sqrt{|C_{4,i}|} \right) \\ &\leq 2C\sigma_i^{-1/2}. \end{aligned}$$

Now, we take $D^2 = \max_t D_{it}$; it follows that $D_{it}m^{-1} \leq Dm^{-1}$; moreover, $\sigma_im^{-1} \leq \sigma_i^{-1}$ (since $\sigma_i^2 \leq m$), so that

$$\begin{aligned} \sigma_{it}D_{it}m^{-1} &\leq (\sigma_i + 1)D^2m^{-1} \\ &\leq 2D^2\sigma_i^{-1}. \end{aligned}$$

In total, then, we can guarantee γ - ℓ^∞ approximate truthfulness when

$$\begin{aligned} \gamma &\geq \frac{8(2C + 3D)\sigma_i^{-1/2}}{1 - 2C\sigma_i^{-1/2}} \\ &= \frac{8(2C + 3D)}{\sigma_i^{1/2} - 2C}. \end{aligned}$$

The result follows. \square

C Utility Functions with Ties

We briefly discuss the assumption made in Section 4 about continuity of report distributions. Assuming score differences have a smooth distribution may seem counterintuitive, since forecasters are likely to report on some discrete scale. But in that case, as m grows we still expect the probability of a tie to become small, and our analysis extends.

Formally, we note that the expected utility when the probability of ties is non-zero can be written as

$$\bar{U}(\mathbf{r}_i) = \Pr_{\mathcal{D}_i} \left[\sum_t S(r_{it}, R_{jt}, Y_t) \leq 0 \right] + \frac{1}{2} \Pr_{\mathcal{D}_i} \left[\sum_t S(r_{it}, R_{jt}, Y_t) = 0 \right].$$

If the score differences are drawn from lattice distributions with small enough granularity, we expect that the second probability should approach 0 as m grows. In particular, if $\Pr_{\mathcal{D}_i} [\sum_t S(r_{it}, R_{jt}, Y_t) = 0] = O(1/m)$, we can conclude that i is $(\beta, \alpha, \epsilon_1 + \epsilon_2 + \epsilon_3)$ -approximately affine for $\epsilon_3 = O(1/m)$ (as a reminder, ϵ_1 is incurred by the Taylor approximation error of the Edgeworth expansion, and ϵ_2 is the Edgeworth approximation error). We can then apply Lemma 5 with our new error term and achieve the same approximate truthfulness result.