

Tailored Low-Rank Matrix Factorization for Similarity Matrix Completion

Changyi Ma[†]

Centre for Artificial Intelligence and Robotics, Hong
Kong Institute of Science & Innovation, CAS,
Hong Kong SAR, China
changyi.ma@cair-cas.org.hk

Runsheng Yu[†]

Independent Researcher
runshengyu@gmail.com

Xiao Chen

The Hong Kong Polytechnic University
Hong Kong SAR, China
shawn.chen@connect.polyu.hk

Youzhi Zhang^{*}

Centre for Artificial Intelligence and Robotics, Hong
Kong Institute of Science & Innovation, CAS,
Hong Kong SAR, China
youzhi.zhang@cair-cas.org.hk

ABSTRACT

Similarity matrix serves as a fundamental tool at the core of numerous downstream machine-learning tasks. However, missing data is inevitable and often results in an inaccurate similarity matrix. To address this issue, Similarity Matrix Completion (SMC) methods have been proposed, but they suffer from high computation complexity due to the Singular Value Decomposition (SVD) operation. To reduce the computation complexity, Matrix Factorization (MF) techniques are more explicit and frequently applied to provide a low-rank solution, but the exact low-rank optimal solution can not be guaranteed since it suffers from a non-convex structure. In this paper, we introduce a novel SMC framework that offers a more reliable and efficient solution. Specifically, beyond simply utilizing the unique Positive Semi-definiteness (PSD) property to guide the completion process, our approach further complements a carefully designed rank-minimization regularizer, aiming to achieve an optimal and low-rank solution. Based on the key insights that the underlying PSD property and Low-Rank property improve the SMC performance, we present two novel, scalable, and effective algorithms, SMCNN and SMCNmF, which investigate the PSD property to guide the estimation process and incorporate nonconvex low-rank regularizer to ensure the low-rank solution. Theoretical analysis ensures better estimation performance and convergence speed. Empirical results on real-world datasets demonstrate the superiority and efficiency of our proposed methods compared to various baseline methods.

CCS CONCEPTS

• **Computing methodologies** → **Machine learning**.

KEYWORDS

Similarity Matrix Completion, Matrix Factorization, Positive Semi-definiteness (PSD), Low Rank

[†] indicates these authors have contributed equally to the work.

^{*} indicates the corresponding author.

1 INTRODUCTION

In numerous practical applications, data samples are commonly represented as a matrix and applied as a fundamental tool in a broad range of downstream tasks extensively, such as image retrieval [20, 59], document clustering [3, 40], and recommender system [60, 87]. Among these applications, the essence is to apply an appropriate similarity metric [38] to construct the similarity matrix [26, 70] where each entry represents the pairwise similarities between the given data samples.

However, data missing is inevitable in practical scenarios, resulting in an incomplete data matrix, which in turn leads to inaccurate similarity scores (i.e., the entries of the similarity matrix) and further affect the performance of downstream search tasks [6, 21, 92]. For instance, an image might be incompletely observed due to partial occlusion or corruption [59], which leads to inaccurate image retrieval results. In collaborative filtering recommender systems [77], users typically provide limited ratings for movies, resulting in a user-movie rating matrix with missing entries [60, 87], which further leads to inaccurate recommendation results.

To alleviate the data missing problem and enhance performance in downstream tasks, Similarity Matrix Completion (SMC) methods [62, 63, 69, 91] are proposed to estimate the similarity matrix, approximating the unknown similarity matrix calculated from the fully observed data samples. Previous SMC methods [62, 63] leverage the Positive Semi-definite (PSD) property and utilize singular value decomposition (SVD) [82] to extract underlying information through non-negative eigenvalues, which ensures the PSD property and further guides the SMC process. However, these methods may encounter computational bottlenecks when performing SVD on large-scale datasets. Furthermore, they ignore the low-rank property of the similarity matrix, which arises from the high correlation between rows or columns [98]. It may hinder the estimation process of SMC and limit the performance of the downstream tasks.

To improve the computation efficiency, Matrix Factorization (MF) [29, 35] technique has become popular in the general matrix completion problem [31, 72] and offers a straightforward way of reducing the computation cost by reducing the rank of the matrix. Specifically, instead of estimating the missing values in the entire

data matrix, the MF technique aims to reconstruct the matrix by approximating the factorized submatrices whose rank is smaller than the original matrix [72, 80]. However, MF techniques usually rely on non-convex optimization, which leads to multiple local optima [29, 35]. In detail, MF-based MC methods estimate the missing entries on the basis of the observed entries, rather than fully conforming to the true underlying data properties.

To provide a high-quality SMC estimation solution, we propose a novel framework for Similarity Matrix Completion (SMC). Specifically, we fully utilize the unique positive semi-definiteness (PSD) property of the similarity matrix [7] thus providing effective estimation results with a theoretical guarantee in Theorem 3.1. Moreover, we integrate the low-rank property [38] as the regularizer to further enforce the low-rank property, which can be further used to enhance validity in Theorem 4.1. Subsequently, we introduce two novel, scalable, and effective algorithms, SMCNN and SMC-NmF, to solve the SMC problem effectively and efficiently. Our contributions are three-fold:

- We propose a novel framework by leveraging the PSD and Low-Rank property to solve the SMC problem, which provides accurate and feasible estimation results with high efficiency. Specifically, we utilize the unique PSD property to ensure the effectiveness of the estimation process with reduced computation cost, which is accomplished by adopting the MF technique to achieve a low-rank solution. Additionally, beyond the low-rank property generated from MF technique, we formulate the low-rank property as the regularizer to further enhance the lower-rank property in our estimation, setting our SMC framework apart from previous methods.
- We provide a theoretical guarantee of accuracy and reliability on the estimation and convergence properties of our proposed novel SMC framework. On the one hand, Theorem 4.1 shows that the estimated similarity matrix is close to the unknown ground truth similarity matrix when the carefully designed PSD property is imposed as the constraint. On the other, Theorem 3.1 verifies the solution is optimal and to be lower-rank through a well-designed rank-minimization regularizer compared with the conventional MF techniques.
- We further conduct extensive experiments on various real-world datasets. Comparative analyses against existing methods consistently show that our SMCNN/SMCNmf algorithms outperform in similarity matrix completion performance while demonstrating improved efficiency.

Notations: Lowercase letters denote vectors, uppercase letters denote matrices, and $(\cdot)^T$ denotes the transpose operation. I denotes the identity matrix. For a square matrix $S \in \mathbb{R}^{n \times n}$, $\text{tr}(S)$ is its trace, $\|S\|_F = \sqrt{\text{tr}(S^T S)}$ is its Frobenius norm. Consider a rank- r matrix S with SVD given by $U \text{Diag}(\sigma(S)) V^T$, where $U \in \mathbb{R}^{n \times r}$, $V \in \mathbb{R}^{n \times r}$, and $\sigma_i(S)$ denotes the i th vector of singular values in decreasing order, with $\sigma_i(S)$ denoting the i th singular value of S . The nuclear norm is defined as the sum of all singular values, $\|S\|_* = \sum_{i=1}^n \sigma_i(S)$. Without loss of generality, we assume $\sigma_1(S) \geq \sigma_2(S) \geq \dots \geq \sigma_n(S) \geq 0$ denotes $S \geq 0$ is a positive semi-definite matrix.

2 BACKGROUND

To facilitate understanding the Similarity Matrix Completion (SMC) problem, we first formulate a motivating scenario. Subsequently, we present the Direct Missing Value Imputation (DMVI) method, which imputes the missing values in the data vector. We also introduce the Direct Incomplete Matrix Completion (DIMC) method, which fills the missing values in the entire incomplete observed matrix. Finally, an in-depth overview of various SMC methods is provided, along with the prerequisites for addressing the SMC problem.

2.1 Motivating Scenario

Incomplete images (i.e., partially occluded or corrupted images) are common in the real world. For instance, in 2003, all the Earth images of NASA contained missing data due to the sensor failure. Now, suppose you obtain an incomplete image q' from $Q' \in \mathbb{R}^{n_q \times d}$ on Mars, and you want to find the most similar image p from a massive observed search database $P \in \mathbb{R}^{n_p \times d}$ that is completely observed on Earth. However, directly calculating and sorting the similarity score S_{pq} between the complete search candidate p and incomplete query sample q' [57, 97] may lead to inaccurate similarity scores due to missing data. It motivates us to investigate and exploit similarity matrix properties, i.e., PSD and Low-Rank, to estimate and recover pairwise similarities to better accomplish the downstream tasks. This can be formulated as the similarity matrix completion (SMC) problem:

$$\min_S \|S - S^0\|_F^2 \quad s.t. \quad S \geq 0, \text{rank}(S) \leq r, \quad (1)$$

where S^0 denotes the initial inaccurate similarity matrix, $S \geq 0$ denotes PSD property, and $\text{rank}(S)$ denotes the expected rank of S is r that ensures the low-rank property. In general, SMC problem aims to find the \hat{S} to approximate the unknown ground truth S^* by using the PSD property $S \geq 0$ and Low-Rank property $\text{rank}(S) \leq r$ to guide the optimization process.

Specifically, we adopt the widely used symmetric similarity metric in various studies [5, 27, 47, 71], Cosine Similarity [38], to calculate the similarity matrix S . Each entry S_{ij} is calculated as:

$$S_{ij} = \frac{p_i^T \cdot q_j}{\|p_i\| \cdot \|q_j\|},$$

where the column vectors $p_i, q_j \in \mathbb{R}^d$ denotes the data vectors in d -dimensional space and $\|\cdot\|$ denotes ℓ^2 -norm of a vector. When the data vector is complete, S_{ij} is calculated directly. When the data vector is incomplete, the initial inaccurate S_{ij}^0 is calculated by using the overlapped features observed in p_i and q_j with common indices. (Detailed description in Appendix B.1)

2.2 Direct Missing Value Imputation (DMVI)

Direct Missing Value Imputation (DMVI) methods [37, 64] handle the missing values in raw data vectors, exploiting statistical principles to impute missing values in the raw data vectors by replacing them with surrogate values. For example, Mean/Zero imputation [53] replaces the missing values with the mean value/zero for the

¹ <https://earthobservatory.nasa.gov/features/GlobalLandSurvey/page2.php>

continuous variables without considering the domain knowledge. Then, the model-based missing imputation methods [73, 79, 84], such as Expectation-Maximization (EM) and Linear Regression (LR), are proposed to further improve the performance. In particular, these methods assume the variables with missing values are correlated and predict the unknown variables using other observed variables. Though the DMVI method is easy to implement and highly efficient, accuracy is the main bottleneck in practical applications [2].

2.3 Direct Incomplete Matrix Completion (DIMC)

Direct Incomplete Matrix Completion (DIMC) methods handle the missing values in the raw incomplete data matrix X^0 , which is also known as general Matrix Completion (MC) [6, 21, 92]. A widely used variation of the DIMC problem is to estimate X with the smallest rank r that matches the unknown complete matrix X^* [46, 56, 89, 93]. The mathematical formulation is as follows:

$$\min_X \|X - X^0\|_F^2 \quad s.t. \text{rank}(X) \leq r, \quad (2)$$

where $X \in \mathbb{R}^{n \times d}$ denotes the data matrix with n data samples in d -dimension space, X^0 denotes the incomplete observed data matrix, and $\text{rank}(\cdot)$ is the rank constraint function with $\text{rank}(X)$ denotes the expected rank of the recovered matrix X is less than or equal to r .

2.3.1 Low-Rank Solution to MC. Problem (2) is generally NP-hard due to the combinational nature that requires finding a near-optimal solution with the rank constraint function $\text{rank}(\cdot)$. However, under reasonable conditions [75, 85, 99], the problem can be solved by solving a convex optimization problem via minimizing the nuclear norm $\|X\|_*$ to alternate the $\text{rank}(X)$ function, where the nuclear norm is the summation of the singular values of X . Though the nuclear norm is the only surrogate of matrix rank, it enjoys the strong theoretical guarantee that the underlying matrix can be exactly recovered [17]. One of the widely used approaches is the fixed-point shrinkage algorithm [68] which solves the regularized linear least problem. The other popular method is truncated-SVD [30, 94], which involves a selection of singular values of the incomplete observed matrix at each iteration. However, both approaches involve singular value decomposition (SVD), which incurs a high computational cost and becomes increasingly expensive as the size or rank of the underlying matrix increases. Therefore, it is desirable to develop an alternative approach that is better suited to solving large-scale problems.

2.3.2 More Efficient Technique: Matrix Factorization (MF). To improve computational efficiency, the Matrix Factorization (MF) [31, 72] technique has received a significant amount of attention and is widely used to solve the low-rank MC problem. Specifically, it factorizes the entire matrix into two low-rank sub-matrices by investigating the latent factors in the original matrix and capturing the underlying structure to provide reasonable estimation results more efficiently.

$$\min_X \|WH^T - X^0\|_F^2, \quad (3)$$

where $X = WH^T$, $W \in \mathbb{R}^{n \times r}$, $H \in \mathbb{R}^{d \times r}$, and $r < \min(n, d)$. Usually, r represents the total number of latent factors, which can also be regarded as a smaller rank to reduce computational cost.

It is obvious MF technique reduces the computational complexity, but the non-convex nature of MF poses challenges in ensuring the convergence of the optimal and unique solution [29, 35], which means it may easily fall into a local minimum as the global optimal solution. Various optimization techniques, stochastic gradient descent (SGD) [33, 41] and non-negative matrix factorization (NMF) [29, 34], are proposed to address the non-convexity and try to find better solutions. However, due to the inherent difficulty of non-convex optimization problems, these methods may not always guarantee a globally optimal solution [46, 96]. It motivates us to further study the non-convexity property along with the internal matrix property to find a more stable and efficient solution.

2.4 Similarity Matrix Completion (SMC)

Different from the DIMC methods imputing the missing values in the raw data matrix, similarity matrix completion (SMC) [67, 69, 91] provides a more comprehensive approach working on the similarity matrix. SMC methods study the properties of similarity matrices that preserve pairwise similarities in the presence of incomplete information and are more suitable for downstream search tasks. As a consequence, SMC is commonly expressed as:

$$\min_S \|S - S^0\|_F^2 \quad s.t. S \geq 0. \quad (4)$$

Here, similarity matrix $S \in \mathbb{R}^{n \times n}$ represents the pairwise similarities, where n denotes the number of data samples, S_{ij} denotes the similarity score of pairwise data samples, and $\|\cdot\|_F^2$ denotes the squared Frobenius norm. $S \geq 0$ indicates that the real symmetric similarity matrix S has the PSD property, which always holds when any symmetric similarity measure (i.e., cosine similarity) is adopted. Given an initial inaccurate similarity matrix S^0 , SMC makes use of the PSD property ($S \geq 0$) to find the optimal estimated $\hat{S} \in \mathbb{R}^{n \times n}$ to approximate the unknown ground truth S^* .

2.4.1 Main Solution to SMC. A similarity matrix S is symmetric (i.e., $S = S^T$) if the similarity metric is symmetric [12, 61], i.e., Cosine Similarity [38]. Besides, the similarity matrix further owns the Positive Semi-Definiteness (PSD) property [13, 42, 86] (i.e., $S \geq 0$), where all the eigenvalues are non-negative [42, 44]. Therefore, the previous work of SMC [62, 63, 69, 91] mostly regards the similarity matrix calculated by a symmetric similarity metric that satisfies both the symmetric and PSD algebraic variety. Specifically, a series of SMC methods [62, 63] leverage the PSD property and employ singular value decomposition (SVD) [82] to extract underlying information through non-negative eigenvalues and further ensure the PSD property. However, these methods may encounter computational bottlenecks when performing SVD on large-scale datasets.

2.4.2 More Scalable Approach. To reduce the computational cost of SVD while ensuring the SMC performance [67], the learning-based method is proposed to approximate the SVD operation while reducing the computational complexity. Though these methods fully

exploit the PSD property and propose a series of algorithms to provide an effective estimation, the internal low-rank properties arising from the high correlation between rows or columns [98] are still rarely studied.

3 METHODOLOGY

3.1 Novel SMC Framework

Following the previous SMC work, we not only investigate the PSD property but also exploit the low-rank property of the similarity matrix, which can both improve the SMC performance. Unlike the low-rank property in DIMC which comes from partially observed data samples, the low-rank property in SMC arises from the high correlation of rows/columns. It motivates us to delve deeper into the problem *Is it possible to complete an inaccurate similarity matrix if its rank, i.e., its maximum number of linearly independent row/column vectors, is small?* Therefore, the estimated similarity matrix is expected to belong to the symmetric and PSD algebraic variety, and further lies on the Low-Rank property, which calls back to the motivating scenario in subsection 2.1.

3.2 Low-Rank via Cholesky Factorization

As discussed in subsection 2.4, the similarity matrix is symmetric, i.e., $S = S^\top$, and enjoys PSD property, i.e., $S \geq 0$. Therefore, the Cholesky Factorization (CF) [43, 51, 76], $S = VV^\top$, can be adopted by constraining the search space to factorized sub-matrix of rank at most r . It enforces PSD properties mechanically:

$$\min_V \|VV^\top - S^0\|_F^2. \quad (5)$$

This is equivalent to the Problem (4) with the additional underlying constraint $\text{rank}(S) \leq r$, $V \in \mathbb{R}^{n \times r}$ is a real factorized sub-matrix, and $r < n$ is given as the small rank, which reduces the number of variables from $O(n^2)$ to $O(nr)$.

Different from the previous work that uses SVD on the entire similarity matrix to learn the underlying similarity matrix features with high computational complexity [62, 63]. Specifically, we fully utilize the PSD property of the symmetric similarity matrix S and adopt Cholesky Factorization [43], a typical example of matrix factorization (MF) [72], and accomplish the SMC problem by estimating the factorized matrices. Then, a series of learning-based algorithms [74, 89] can be adopted to estimate the factorized matrices to achieve effective and efficient results. However, the MF techniques involve the non-convex optimization problems and often find a local minimum, i.e., the entire matrix estimated is not guaranteed to be optimal, which is comprehensively discussed in previous work [34, 83, 95].

3.3 Lower-Rank via Nuclear Norm as Regularizer

3.3.1 Limitation/disadvantage of MF technique. As discussed in subsection 2.3, MF is a typical non-convex optimization problem and easily gets stuck in sub-optimal [34, 83, 95]. We note that the SMC problem lies in a similar property:

THEOREM 3.1. *If the matrix factorization of the similarity matrix converges to the solution S such that $\text{rank}(S) < r$, then it is also the optimal solution for (5).*

Theorem 3.1 shows that if the rank of S is strictly less than r , all the local minimum is the global minimum. We define this as the *Lower-Rank Matrix Property*. Note that, though the Problem (5) lies in the framework of Burer-Monteiro factorization (BMF) [14, 25, 52], the optimality can be ensured by the *Lower-Rank Matrix Property*.

DEFINITION 3.2. (*Lower-Rank Matrix Property*) *When $S = VV^\top$, where $S \in \mathbb{R}^{n \times n}$, $V \in \mathbb{R}^{n \times r}$, and $r < n$. The rank of S is strictly smaller than r , i.e., $\text{rank}(S) < r$.*

Given the Definition 3.2 of *Lower-Rank Matrix Property*, we design a novel objective to ensure the lower-rank property of the estimated similarity matrix \hat{S} as the solution to problem (5):

$$\min_V \|VV^\top - S^0\|_F^2 \quad \text{s.t. } \text{rank}(VV^\top) < r, \quad (6)$$

where the constraint $\text{rank}(VV^\top) < r$ aims to ensure the *Lower-Rank Matrix Property* of the estimated similarity matrix $\hat{S} = V\hat{V}^\top$ and further guarantee the optimality by Theorem 3.1. However, directly solving the rank minimization function is a computationally challenging NP-hard problem, and for most practical problems there is no efficient algorithm that yields an exact solution [65, 68]. To solve the problem smoothly [10, 19, 54, 65, 75], we incorporate the rank constraint into the objective function as a penalty term, weighted by the weighted parameter $\lambda > 0$. Now, the objective is converted to:

$$\min_V \|VV^\top - S^0\|_F^2 + \lambda \text{rank}(VV^\top) \quad \text{s.t. } V \in \mathbb{R}^{n \times r}, \quad (7)$$

where the lower-rank matrix property of $\hat{S} = \hat{V}\hat{V}^\top$ is ensured by the ensuring $\text{rank}(\hat{V}) \leq r$. In other words, Problem (7) aims to balance the goodness of estimation via the squared loss expressed as the first term and the lower-rank property of the rank function as the second term.

However, solving Problem (7) is still computationally intractable with $\text{rank}(\cdot)$ function as the regularizer [65, 80, 89], which means few efficient algorithms can optimally solve all instances of the problem in polynomial time. A popular approach adopts a convex relaxation of the nuclear norm to obtain a computationally feasible solution, thereby achieving a lower-rank property [17]. A widely used convex surrogate is the nuclear norm [65, 89], which is shown in the following convex objective:

$$\min_V \|VV^\top - S^0\|_F^2 + \lambda \|VV^\top\|_* \quad \text{s.t. } V \in \mathbb{R}^{n \times r}, \quad (8)$$

where the regularizer $R(V) = \|VV^\top\|_*$ denotes the nuclear norm of matrix VV^\top , i.e., the sum of singular values [48, 75] given by the SVD [82], which is the convex surrogate for the rank minimization function.

² All proofs are in the Appendix A.

3.4 Similarity Matrix Completion with Frobenius Norm (SMCNN)

Since calculating the nuclear norm of a matrix is the sum of its singular values by taking the SVD of the matrix and summing the absolute values of its singular values [48, 75], leading to a high computational cost. To avoid this, Lemma 3.3 provides the tight upper bound of the nuclear norm to obtain an efficient and comparable result [80]:

$$\text{LEMMA 3.3. } \|VV^T\|_* \leq \|V\|_F^2.$$

Lemma 3.3 tells that the nuclear norm $\|VV^T\|_*$ is upper bounded by $\|V\|_F^2$. Thus, we can use $\|V\|_F^2$ as a surrogate regularizer to avoid the high computation of the nuclear norm. As a result, Problem (8) can be reformulated as:

$$\min_V \|VV^T - S^0\|_F^2 + \lambda \|V\|_F^2 \quad s.t. V \in \mathbb{R}^{n \times r}, \quad (9)$$

where $S = VV^T$, $S_{ij} = \{VV^T\}_{ij}$, regularizer $R(V) = \|V\|_F^2$, $\lambda > 0$ is the weighted parameter. Note that though the MF technique [22, 39, 49, 83] claims that the weighted parameters λ of the factorized sub-matrix can be set to 0, which is not suitable for the SMC problem. The former adds the regularization term to achieve a smooth function with simple gradients, whereas the latter aims to ensure a lower-rank solution than conventional MF-based MC methods, which is also the clear difference between conventional MC and SMC.

Algorithm 1 Similarity Matrix Completion with Nuclear Norm (SMCNN)

Input: $V^0 \in \mathbb{R}^{n \times r}$: Randomly initialized factorized matrix V^0 with rank r ; γ : Stepsize; λ : Weighted parameter. T : Total iterations.

Output: $\hat{V} \in \mathbb{R}^{n \times r}$: Estimated factorized matrix; $\hat{S} \in \mathbb{R}^{n \times n}$: Estimated similarity matrix $\hat{S} = \hat{V}\hat{V}^T$.

- 1: Define $\min_V F_1(V) \equiv \min_V \|VV^T - S^0\|_F^2 + \lambda \|V\|_F^2$;
 - 2: **for** $t = 1, \dots, T$ **do**
 - 3: Calculate gradient $\nabla_V F_1(V)$;
 - 4: Update $V^t = V^{t-1} - \gamma \nabla_V F_1(V^{t-1})$;
 - 5: **end for**
 - 6: Calculate $\hat{S} = \hat{V}\hat{V}^T$;
 - 7: **return** \hat{S} .
-

We further provide a general and efficient gradient-based algorithm to solve Problem (9) and summarize the entire process in Algorithm 1.

Line 1 shows the objective function $F_1(V)$. Lines 2-5 show the learning process of estimating the low-rank factorized sub-matrix \hat{V} factorized on similarity matrix S . Lines 6-7 show the calculation and return the estimated similarity matrix \hat{S} .

Recall that in [82], the main computation complexity $O(n^3)$ is generated by the SVD operation. The SMCNN only needs to estimate the factorized matrix $\hat{V} \in \mathbb{R}^{n \times r}$ by a general solver, where the computation cost is $O(n^2r)$ instead of $O(n^3)$ in each iteration, as well as the storage cost is $O(nr)$ instead of $O(n^2)$. As a result, both the computation cost and storage cost are significantly reduced since $r < n$.

3.5 Similarity Matrix Completion with Nuclear Norm minus Frobenius Norm (SMCNmF)

When conducting the vanilla nuclear norm regularizer, $R(V) = \|VV^T\|_*$, it penalizes each singular value by λ until it reaches 0, which performs relatively badly in empirical studies [65, 66, 96]. Instead, the recent work [90] reveals that if a regularizer can satisfy **i) (adaptivity)** the singular value can be penalized adaptively w.r.t the value, i.e., larger singular values penalized less, and **ii) (shrinkage)** the singular value is always larger than the corresponding singular value implied by the nuclear norm regularizer, it can achieve better performance.

Inspired by these analytic observations [90], we introduce a new regularizer $R(V) = \|VV^T\|_* - \|VV^T\|_F$ that satisfies both adaptivity and shrinkage. Specifically, the nuclear norm regularizer $\|VV^T\|_*$ penalizes all singular values as the same shrinkage, whereas the $R(V)$ enforces different amounts of shrinkage depending on the magnitude of the Frobenius norm $\|VV^T\|_F$. Then, we introduce an algorithm to obtain the estimated similarity matrix efficiently, where this regularizer can also be relaxed by the Lemma 3.3 with a sound theoretical guarantee. Now, the Problem (8) can be transferred to:

$$\min_V \|VV^T - S^0\|_F^2 + \lambda (\|V\|_F^2 - \|VV^T\|_F) \quad s.t. V \in \mathbb{R}^{n \times r}, \quad (10)$$

where $S = VV^T$, $S_{ij} = \{VV^T\}_{ij}$, regularizer $R(V) = \|V\|_F^2 - \|VV^T\|_F$, $\lambda > 0$ is the weighted parameter. Note that, λ is the weighted parameter of low-rank regularizer $R(V)$, which is set the same as in SMCNN to ensure low-rank property and no need to be different for $\|V\|_F^2$ or $\|VV^T\|_F$.

Algorithm 2 shows the entire process to solve the Problem (10) via a general and efficient gradient-based algorithm.

Algorithm 2 Similarity Matrix Completion with Nuclear Norm minus Frobenius Norm (SMCNmF)

Input: $V^0 \in \mathbb{R}^{n \times r}$: Randomly initialized factorized matrix V^0 with rank r ; γ : Stepsize; λ : Weighted parameter; T : Total iterations.

Output: $\hat{V} \in \mathbb{R}^{n \times r}$: Estimated factorized matrix; $\hat{S} \in \mathbb{R}^{n \times n}$: Estimated similarity matrix $\hat{S} = \hat{V}\hat{V}^T$.

- 1: Define $\min_V F_2(V) \equiv \min_V \|VV^T - S^0\|_F^2 + \lambda (\|V\|_F^2 - \|VV^T\|_F)$;
 - 2: **for** $t = 1, \dots, T$ **do**
 - 3: Calculate gradient $\nabla_V F_2(V)$;
 - 4: Update $V^t = V^{t-1} - \gamma \nabla_V F_2(V^{t-1})$;
 - 5: **end for**
 - 6: Calculate $\hat{S} = \hat{V}\hat{V}^T$;
 - 7: **return** \hat{S} .
-

Line 1 shows objective function $F_2(V)$. Lines 2-5 show the learning process of estimating the low-rank factorized sub-matrix \hat{V} . Lines 6-7 show the calculation and return the estimated similarity matrix \hat{S} . Similar to Algorithm 1, in each iteration, the computation cost is $O(n^2r)$ and storage cost is $O(nr)$, which are also reduced significantly by optimizing the factorized submatrix \hat{V} .

³ Detailed description of algorithm and complexity analysis in Appendix B.3.

4 THEORETICAL ANALYSIS

4.1 Complexity Analysis

Table 1 shows the complexity analysis of the computation complexity and storage complexity of various matrix completion methods.

Table 1: Complexity Analysis on Matrix Completion Methods, r_k (usually $r_k \geq r$) denotes an estimated rank at the k th iteration of SVD, y denotes the number of subsets of S , n_p denotes the number of search candidates, n_q denotes the number of query items, $n = n_p + n_q$ denotes the total number of data samples, T denotes the total number of iterations.

Property	Method	Computation Complexity	Storage Complexity
MF	FGSR[31]	$O((n^2r)T)$	$O(2nr)$
	BPMF[72]	$O((n^2r^2 + nr^3)T)$	$O(2nr)$
PSD	CMC[63]	$O((n^3/y^2)T)$	$O(n^2)$
	DMC[62]	$O((n^3)T)$	$O(n^2)$
	FMC[67]	$O(n_p^3 + (n^2 + \log n)T)$	$O(n^2)$
LoR	NNFN[90]	$O((n^2r_k)T)$	$O(n^2)$
	facNNFN[90]	$O(n^2rT)$	$O(2nr)$
PSD +	SMCNN(OURS)	$O((n^2r)T)$	$O(nr)$
LoR	SMCNmF(OURS)	$O((n^2r)T)$	$O(nr)$

Computation Complexity. PSD-MC methods (CMC, DMC, FMC) exhibit the highest computation complexity and storage complexity. For CMC and DMC, it is primarily due to the SVD operations with computation complexity $O(n^3)$ in each iteration [82], which can be particularly burdensome for large similarity matrices. For FMC, it involves SVD operation once on the sub-similarity matrix between search samples. For MF-MC methods (BPMF, FGSR), in each iteration, BPMF shows lower computation complexity than PSD-MC methods, specifically on a large-scale dataset with $r < n$. For LoR-MC (NNFN, facNNFN), NNFN needs $O(n^2r_k)$ in each iteration (usually $n \geq r_k \geq r$), and facNNFN gains the same computation complexity as our SMCNMF and SMCNN. Hence, $DMC > CMC > FMC > BPMF > facNNFN > NNFN > FGSR = SMCNN = SMCNMF$.

Storage Complexity. CMC, DMC, FMC, and NNFN need $O(n^2)$ to store the estimated similarity matrix $\hat{S} \in \mathbb{R}^{n \times n}$. BPMF, FGSR, and facNNFN need $O(2nr)$ to store the two estimated factorized matrices. SMCNN and SMCNMF only need $O(nr)$ to store the factorized matrix \hat{V} . For the storage complexity, $CMC = DMC = FMC = NNFN > BPMF = FGSR = facNNFN > SMCNN = SMCNMF$.

Overall, our proposed SMCNN and SMCNMF exhibit the lowest computation complexity and storage complexity. Meanwhile, the performance is also verified in empirical parts. (Detailed analysis shown in Appendix B.3)

4.2 Better Estimation Guarantee

THEOREM 4.1. $\|S^* - \hat{S}\|_F^2 \leq \|S^* - S^0\|_F^2$. The equality holds if and only if $\hat{S} = S^0$.

Theorem 4.1 provides a theoretical guarantee that the optimal estimated similarity matrix \hat{S} is closer to the fully observed ground-truth similarity matrix S^* than the initial inaccurate similarity matrix S^0 which calculated by the incomplete data samples.

4.3 Convergence Analysis

We prove that our SMCNN/SMCNMF can converge under a mild assumption:

ASSUMPTION 4.2. $\|V^t\|_F \leq G, \forall t \leq T$.

This assumption indicates the norm of the matrix is bounded. Then, we can guarantee the convergence of our algorithm.

THEOREM 4.3. Taking $\gamma = \frac{1}{6G^2 + \lambda}$, Algorithm 1 has:

$$\min_t \|\nabla_{V^t} F_1(V^t)\|^2 \leq O\left(\frac{1}{T}\right)$$

Theorem 4.3 provides theoretical evidence that Algorithm 1 can effectively minimize the objective function $F_1(V)$ and converge to a desirable solution efficiently. It states that the convergence rate achieved $O\left(\frac{1}{T}\right)$ with a fixed stepsize $\gamma = \frac{1}{6G^2 + \lambda}$. With the increasing iteration T , the objective $F_1(V)$ approaches the minimal value. Meanwhile, the convergence rate $O\left(\frac{1}{T}\right)$ reflects that the objective value decreases at a rate inversely proportional to the number of iterations T .

5 EXPERIMENT

5.1 Experimental Settings

We perform Similarity Matrix Completion (SMC) experiments on five datasets (visual, textual, and bio-informatics datasets), using a PC with an Intel i9-11900 2.5GHz CPU and 32G memory. We report the performance by repeating the comparison methods for 5 runs. All experimental results are in the Appendix C.

5.1.1 Datasets. **1) Visual datasets.** **1.1) ImageNet** [28]: an image dataset contains 12,000,000 samples with 1,000 dimensions. **1.2) MNIST** [58]: an image dataset of handwritten digits (e.g. 0-9) contains 60,000 samples with 784 dimensions. **1.3) CIFAR10** [55]: an image dataset of 60,000 samples with 1,024 dimensions. **2) Bio-informatics datasets.** **2.1) PROTEIN** [88]: a standard structural bio-informatics dataset contains 23,000 samples with 357 dimensions. **3) Textual datasets.** **3.1) GoogleNews**: a textual dataset of 3 million words in 300 dimensions.

5.1.2 Baseline Methods. For all comparison methods in the experiments, we use public codes unless they are not available. **1) DMVI methods.** **1.1) Mean** [53]: The missing values are imputed by the mean value in search data samples. **1.2) LR** [79]: The missing values are imputed by the multivariate linear regression between observed features and missing features. **1.3) GR** [8]: The missing values are imputed based on the low-rank assumption on the original dataset. **1.4) KFMC** [32]: The missing values are imputed and optimized in online data based on high-rank matrix assumption. **2) DIMC/MC methods.** **2.1) MF-MC:** **2.1.1) BPMF**[72]: The incomplete matrix is recovered by investigating the hidden patterns in the data using Bayesian inference. **2.1.2) FGSR**[31]: The incomplete matrix is recovered using factored group-sparse regularizers without SVD operation. **2.2) LoR-MC:** **2.2.1) NNFN** [90]: The incomplete matrix is recovered by a proximal algorithm based on non-negative SVD operation. **2.2.2) facNNFN** [90]: The scalable

⁴ <https://www.kaggle.com/datasets/adarshng/googlenewsvectors>

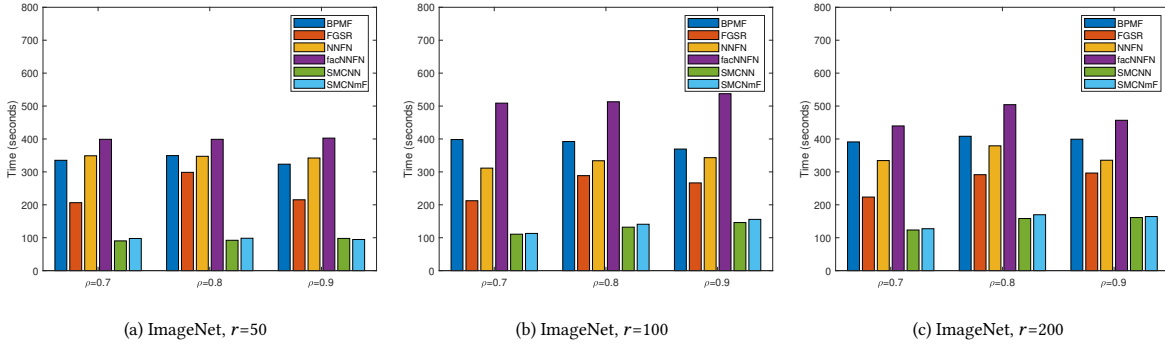


Figure 1: Running Time versus ρ on ImageNet dataset, with $m = 1,000$ search candidates and $n = 200$ query items, with rank $r = \{50, 100, 200\}$, $\lambda = 0.001$, $\gamma = 0.001$, $T = 10,000$. (Best viewed in $\times 2$ sized color pdf file)

variant facNNFN recovered the incomplete matrix with a gradient descent algorithm. **2.3) PSD-MC: 2.3.1) DMC** [62]: The similarity matrix is estimated by searching the approximated matrix with PSD based on Dykstra’s alternating projection method. **2.3.2) CMC** [63]: The estimated similarity matrix is approximated by the cyclic projection with PSD constraint. **2.3.3) FMC** [67]: The estimated similarity matrix is approximated by estimating the similarity vector sequentially with PSD constraint.

5.1.3 Parameters setting. All the algorithms are implemented in MATLAB R2022a. Each algorithm is stopped when the iterations $T = 10,000$. All hyperparameters are tuned by grid search. Specifically, step-size γ is chosen from $\{10^{-3}, 10^{-2}, 10^{-1}, 1, 10\}$, weighted parameters λ is chosen from $\{10^{-3}, 10^{-2}, 10^{-1}, 1, 10\}$, missing ratio ρ is chosen from $\{0.7, 0.8, 0.9\}$, rank r is chosen from $\{50, 100, 200\}$. For the baseline methods, we directly use the parameters mentioned in the original paper for all datasets.

5.2 Evaluation Metric

We evaluate the performance of the comparison methods referring to the following metrics:

RMSE: To evaluate the SMC performance, we adopt the widely used evaluation metric, Relative Mean Squared Error (RMSE) [18]:

RMSE = $\frac{\|\hat{S} - S^*\|_F^2}{\|S^0 - S^*\|_F^2}$ Specifically, $\text{RMSE} < 1$ denotes \hat{S} is close to the unknown complete similarity matrix S^* , which means the good similarity matrix completion performance. Otherwise, $\text{RMSE} \geq 1$ denotes \hat{S} cannot approximate the S^* , which reveals the insufficient similarity matrix completion ability. Overall, a smaller RMSE denotes better performance.

Recall: To evaluate pairwise and relevant similarity preservation capability, following the previous work [57, 97], we adopt Recall@topk as the evaluation metric: **Recall@topk** := $\frac{|I_k(\hat{S}) \cap I_k(S^*)|}{k} \cdot 100\%$, where $I_k(S)$ denotes the index of topk items in matrix S in decreasing order. Here, the topk most similar items with the largest similarity scores in S^* denotes the ground truth, and the topk most similar items in \hat{S} denotes the estimated results. As a result, Recall records the overlapped ratios in the topk set, and varies in the range $[0, 1]$, where 0 means no overlap items and 1 means that all overlapping similar indices are the same. A larger Recall denotes a better performance.

nDCG: To evaluate the quality of a ranking system by comparing the positions of relevant items in its output to an ideal ordering, we calculate the Normalized Discounted Cumulative Gain (**nDCG**) [50]: **nDCG_k** = $\frac{\text{DCG}_k(\hat{S})}{\text{IDCG}_k(S^*)}$, where $\text{DCG}_k = \sum_{i=1}^k \frac{2^{\text{rel}(\hat{S}_i) - 1}}{\log_2(i+1)}$ with $\text{rel}(\hat{S}_i)$ is the relevance score of the i -th item in \hat{S} based on the positions in S^* , and $\text{IDCG}_k = \sum_{i=1}^k \frac{2^{\text{rel}(S_i^*) - 1}}{\log_2(i+1)}$ with $\text{rel}(S_i^*)$ is the relevance score of the i -th item in S^* . Note, when $\text{IDCG}_k(S^*)$ is 0, then $\text{DCG}_k(\hat{S})$ is 0, indicating non relevant items in topk positions. nDCG varies in $[0, 1]$, comparing the ranking quality of the estimated \hat{S} against the ground truth S^* up to a certain rank position k . A larger nDCG denotes better performance.

5.3 Effectiveness Evaluation

Table 2 shows the results of RMSE, Recall@top 20%, and nDCG@top20% of all comparison methods. In most cases, our SMCNN/SMCNmF always produces the best SMC performance compared with other baseline methods in terms of RMSE. Additionally, the estimated similarity matrix \hat{S} also yields the best Recall and nDCG than the comparison methods, revealing that our methods can well preserve the pairwise similarity. (The remaining results are shown in Appendix C.2)

5.4 Efficiency Evaluation

Fig.1 shows the running time varying with missing ratio ρ on ImageNet dataset, with fixed rank $r = \{50, 100, 200\}$, weighted parameter $\lambda = 0.001$, and stepsize $\gamma = 0.001$. Since SVD is the main computation bottleneck, we only compare the running time of all baseline methods involving MF techniques. Among all the comparison methods, our SMCNN/SMCNmF achieves the fastest speed, which is consistent with the complexity analysis shown in Section 4.1. Combining the effectiveness results in Section 5.3, our SMCNN and SMCNmF achieve the best estimation performance with the lowest running time, which reveals the low-rank setting is effective and efficient in most cases. Both the MF-MC methods (BPFM, FGSR) and LoR-MC methods (NNFN, facNNFN) take much more time under various settings, further revealing the unbalance between effectiveness and efficiency. (The remaining results are shown in Appendix C.3)

both PSD and LoR properties. (Detailed descriptions of the entire algorithm are shown in Appendix B.4).

5.6 Lower-Rank Matrix Property Evaluation

Table 5 shows the rank of the estimated matrix \hat{S} generated by different methods. Specifically, the rank is calculated by forcing all the eigenvalues larger than a threshold value $1e-15$, which is the default setting in MATLAB. Our SMCNN/SMCNmF ensures the *Lower-Rank Matrix Property* always holds, which verifies the theoretical observations in Theorem 3.1. Combining the theoretical analysis and empirical results, we conclude that SMCNN/SMCNmF achieves a satisfying estimation performance with fast speed, which further verifies the potential usage of the low-rank regularizer can provide an effective lower-rank estimation with high efficiency.

Table 5: Rank(\hat{S}), with $m = 1,000$ search candidates and $n = 200$ query items, where $r = 100$ with various missing ratio ρ , fixed $\lambda = 0.001$, $\gamma = 0.001$, and $T = 10,000$. The top 2 performances (a smaller r is better) are highlighted in bold.

Datasets	ρ	CMC	DMC	SMC	FGSR	BPMF	NNFN	facNNFN	SMCNN	SMCNmF
ImageNet	0.7	1200	1200	1064	683	1052	1200	1200	81	81
	0.8	1200	1200	1104	691	1052	1200	1200	80	73
	0.9	1200	1200	1156	951	1060	1200	1200	77	75
MNIST	0.7	1200	1200	1172	684	1068	1200	1200	75	77
	0.8	1200	1200	1168	699	1060	1200	1200	71	80
	0.9	1200	1200	1180	901	1068	1200	1200	70	76
PROTEIN	0.7	1200	1200	1184	684	1044	1200	1200	78	76
	0.8	1200	1200	1196	692	1048	1200	1200	77	82
	0.9	1200	1200	1200	933	1044	1200	1200	82	76
CIFAR10	0.7	1200	1200	1200	684	1044	1200	1200	76	79
	0.8	1200	1200	1200	692	1048	1200	1200	84	74
	0.9	1200	1200	1200	952	1068	1200	1200	78	75
GoogleNews	0.7	1200	1200	1144	864	1080	1200	1200	85	77
	0.8	1200	1200	1157	904	1076	1200	1200	83	83
	0.9	1200	1200	1156	1040	1068	1200	1200	79	78

6 CONCLUSION

In this paper, we propose a novel Similarity Matrix Completion (SMC) framework and introduce two novel, scalable, and effective algorithms, SMCNN and SMCNmF, to solve the SMC problem. The algorithms exploit both the positive semidefinite (PSD) and low-rank properties of the similarity matrix to achieve fast optimization while maintaining stable estimation effectiveness. Theoretical analysis and empirical evaluations support the effectiveness, efficiency, and stability of proposed SMCNN and SMCNmF, shedding new light on various matrix learning problems in the real world.

ACKNOWLEDGMENTS

Acknowledgment.

REFERENCES

- [1] P-A Absil. 2008. Low-rank optimization for semidefinite convex problems. *arXiv preprint arXiv:0807.4423* (2008).
- [2] Edgar Acuna and Caroline Rodriguez. 2004. The treatment of missing values and its effect on classifier accuracy. In *Classification, Clustering, and Data Mining Applications: Proceedings of the Meeting of the International Federation of Classification Societies (IFCS), Illinois Institute of Technology, Chicago, 15–18 July 2004*. Springer, 639–647.
- [3] Naser Ahmadi, Hansjörg Sand, and Paolo Papotti. 2022. Unsupervised matching of data and text. In *2022 IEEE 38th International Conference on Data Engineering (ICDE)*. IEEE, 1058–1070.
- [4] Melissa Ailem, Aghiles Salah, and Mohamed Nadif. 2017. Non-negative matrix factorization meets word embedding. In *Proceedings of the 40th international acm sigir conference on research and development in information retrieval*. 1081–1084.
- [5] Ali A Amer, Hassan I Abdalla, and Loc Nguyen. 2021. Enhancing recommendation systems performance using highly-effective similarity measures. *Knowledge-Based Systems* 217 (2021), 106842.
- [6] Mihael Ankerst, Bernhard Braunnüller, Hans-Peter Kriegel, and Thomas Seidl. 1998. Improving adaptable similarity query processing by using approximations. In *VLDB*, Vol. 98. 206–217.
- [7] Nachman Aronszajn. 1950. Theory of reproducing kernels. *Trans. Amer. Math. Soc.* 68, 3 (1950), 337–404.
- [8] Laura Balzano, Robert Nowak, and Benjamin Recht. 2010. Online identification and tracking of subspaces from highly incomplete information. In *2010 48th Annual allerton conference on communication, control, and computing (Allerton)*. IEEE, 704–711.
- [9] Rajendra Bhatia and Chandler Davis. 1995. A Cauchy-Schwarz inequality for operators with applications. *Linear algebra and its applications* 223 (1995), 119–129.
- [10] Srinadh Bhojanapalli, Nicolas Boumal, Prateek Jain, and Praneeth Netrapalli. 2018. Smoothed analysis for low-rank solutions to semidefinite programs in quadratic penalty form. In *Conference On Learning Theory*. PMLR, 3243–3270.
- [11] Sergey Blok, Douglas Medin, and Daniel Osherson. 2003. Probability from similarity. In *AAAI Spring Symposium on Logical Formalization of Commonsense Reasoning*. 36–42.
- [12] Vincent D Blondel, Anahí Gajardo, Maureen Heymans, Pierre Senellart, and Paul Van Dooren. 2004. A measure of similarity between graph vertices: Applications to synonym extraction and web searching. *SIAM review* 46, 4 (2004), 647–666.
- [13] Mathieu Bouchard, Anne-Laure Jousset, and Pierre-Emmanuel Doré. 2013. A proof for the positive definiteness of the Jaccard index matrix. *International Journal of Approximate Reasoning* 54, 5 (2013), 615–626.
- [14] Nicolas Boumal, Vlad Voroninski, and Afonso Bandeira. 2016. The non-convex Burer-Monteiro approach works on smooth semidefinite programs. *Advances in Neural Information Processing Systems* 29 (2016).
- [15] Ioan Buciu and Ioannis Pitas. 2004. Application of non-negative and local non negative matrix factorization to facial expression recognition. In *Proceedings of the 17th International Conference on Pattern Recognition, 2004. ICPR 2004., Vol. 1*. IEEE, 288–291.
- [16] Jian-Feng Cai, Emmanuel J Candès, and Zuowei Shen. 2010. A singular value thresholding algorithm for matrix completion. *SIAM Journal on optimization* 20, 4 (2010), 1956–1982.
- [17] Emmanuel Candès and Benjamin Recht. 2012. Exact matrix completion via convex optimization. *Commun. ACM* 55, 6 (2012), 111–119.
- [18] Tianfeng Chai and Roland R Draxler. 2014. Root mean square error (RMSE) or mean absolute error (MAE). *Geoscientific model development discussions* 7, 1 (2014), 1525–1534.
- [19] Venkat Chandrasekaran, Sujay Sanghavi, Pablo A Parrilo, and Alan S Willsky. 2011. Rank-sparsity incoherence for matrix decomposition. *SIAM Journal on Optimization* 21, 2 (2011), 572–596.
- [20] Abhra Chaudhuri, Ayan Kumar Bhunia, Yi-Zhe Song, and Anjan Dutta. 2023. Data-Free Sketch-Based Image Retrieval. In *Proceedings of the IEEE/CVF Conference on Computer Vision and Pattern Recognition*. 12084–12093.
- [21] Wei Cheng, Xiaoming Jin, Jian-Tao Sun, Xuemin Lin, Xiang Zhang, and Wei Wang. 2013. Searching dimension incomplete databases. *IEEE Transactions on Knowledge and Data Engineering* 26, 3 (2013), 725–738.
- [22] Yuejie Chi, Yue M Lu, and Yuxin Chen. 2019. Nonconvex optimization meets low-rank matrix factorization: An overview. *IEEE Transactions on Signal Processing* 67, 20 (2019), 5239–5269.
- [23] Gobinda G Chowdhury. 2010. *Introduction to modern information retrieval*. Facet publishing.
- [24] Philippe G Ciarlet. 2013. *Linear and nonlinear functional analysis with applications*. Vol. 130. Siam.
- [25] Diego Cifuentes. 2019. Burer-monteiro guarantees for general semidefinite programs. *arXiv preprint arXiv:1904.07147* 8 (2019).
- [26] Najim Dehak, Reda Dehak, James R Glass, Douglas A Reynolds, Patrick Kenny, et al. 2010. Cosine similarity scoring without score normalization techniques.. In *Odyssey*. 15.
- [27] Jia Deng, Alexander C Berg, and Li Fei-Fei. 2011. Hierarchical semantic indexing for large scale image retrieval. In *CVPR 2011*. IEEE, 785–792.
- [28] Jia Deng, Wei Dong, Richard Socher, Li-Jia Li, Kai Li, and Li Fei-Fei. 2009. Imagenet: A large-scale hierarchical image database. In *2009 IEEE conference on computer vision and pattern recognition*. IEEE, 248–255.
- [29] Chris HQ Ding, Tao Li, and Michael I Jordan. 2008. Convex and semi-nonnegative matrix factorizations. *IEEE transactions on pattern analysis and machine intelligence* 32, 1 (2008), 45–55.
- [30] Antonella Falini. 2022. A review on the selection criteria for the truncated SVD in Data Science applications. *Journal of Computational Mathematics and Data Science* 5 (2022), 100064.
- [31] Jicong Fan, Lijun Ding, Yudong Chen, and Madeleine Udell. 2019. Factor group-sparse regularization for efficient low-rank matrix recovery. *Advances in neural information processing Systems* 32 (2019).

- [32] Jicong Fan and Madeleine Udell. 2019. Online high rank matrix completion. In *Proceedings of the IEEE/CVF Conference on Computer Vision and Pattern Recognition*. 8690–8698.
- [33] Rainer Gemulla, Erik Nijkamp, Peter J Haas, and Yannis Sismanis. 2011. Large-scale matrix factorization with distributed stochastic gradient descent. In *Proceedings of the 17th ACM SIGKDD international conference on Knowledge discovery and data mining*. 69–77.
- [34] Nicolas Gillis. 2020. *Nonnegative matrix factorization*. SIAM.
- [35] Nicolas Gillis and François Glineur. 2010. Using underapproximations for sparse nonnegative matrix factorization. *Pattern recognition* 43, 4 (2010), 1676–1687.
- [36] Goetz Graefe. 1993. Query evaluation techniques for large databases. *ACM Computing Surveys (CSUR)* 25, 2 (1993), 73–169.
- [37] John W Graham, Scott M Hofer, Stewart I Donaldson, David P MacKinnon, and Joseph L Schafer. 1997. Analysis with missing data in prevention research. (1997).
- [38] Lieve Hamers et al. 1989. Similarity measures in scientometric research: The Jaccard index versus Salton’s cosine formula. *Information Processing and Management* 25, 3 (1989), 315–18.
- [39] Moritz Hardt. 2014. Understanding alternating minimization for matrix completion. In *2014 IEEE 55th Annual Symposium on Foundations of Computer Science*. IEEE, 651–660.
- [40] Jianfeng He, Xuchao Zhang, Shuo Lei, Abdulaziz Alhamadani, Fanglan Chen, Bei Xiao, and Chang-Tien Lu. 2023. CLUR: Uncertainty Estimation for Few-Shot Text Classification with Contrastive Learning. In *Proceedings of the 29th ACM SIGKDD Conference on Knowledge Discovery and Data Mining*. 698–710.
- [41] Xiangnan He, Hanwang Zhang, Min-Yen Kan, and Tat-Seng Chua. 2016. Fast matrix factorization for online recommendation with implicit feedback. In *Proceedings of the 39th International ACM SIGIR conference on Research and Development in Information Retrieval*. 549–558.
- [42] Nicholas J Higham. 1988. Computing a nearest symmetric positive semidefinite matrix. *Linear algebra and its applications* 103 (1988), 103–118.
- [43] Nicholas J Higham. 1990. Analysis of the Cholesky decomposition of a semi-definite matrix. (1990).
- [44] Richard D Hill and Steven R Waters. 1987. On the cone of positive semidefinite matrices. *LINEAR ALGEBRA APPLIC.* 90 (1987), 81–88.
- [45] Roger A Horn and Roy Mathias. 1990. Cauchy-Schwarz inequalities associated with positive semidefinite matrices. *Linear Algebra Appl.* 142 (1990), 63–82.
- [46] Zhanxuan Hu, Feiping Nie, Rong Wang, and Xuelong Li. 2021. Low rank regularization: A review. *Neural Networks* 136 (2021), 218–232.
- [47] Anna Huang et al. 2008. Similarity measures for text document clustering. In *Proceedings of the sixth new zealand computer science research student conference (NZCSRSC2008)*, Christchurch, New Zealand, Vol. 4. 9–56.
- [48] Martin Jaggi, Marek Sulovsk, et al. 2010. A simple algorithm for nuclear norm regularized problems. In *Proceedings of the 27th international conference on machine learning (ICML-10)*. 471–478.
- [49] Prateek Jain, Praneeth Netrapalli, and Sujay Sanghavi. 2013. Low-rank matrix completion using alternating minimization. In *Proceedings of the forty-fifth annual ACM symposium on Theory of computing*. 665–674.
- [50] Kalervo Järvelin and Jaana Kekäläinen. 2002. Cumulated gain-based evaluation of IR techniques. *ACM Transactions on Information Systems (TOIS)* 20, 4 (2002), 422–446.
- [51] Charles R Johnson and Roger A Horn. 1985. *Matrix analysis*. Cambridge university press Cambridge.
- [52] Michel Journée, Francis Bach, P-A Absil, and Rodolphe Sepulchre. 2010. Low-rank optimization on the cone of positive semidefinite matrices. *SIAM Journal on Optimization* 20, 5 (2010), 2327–2351.
- [53] Ki-Yeol Kim, Byoung-Jin Kim, and Gwan-Su Yi. 2004. Reuse of imputed data in microarray analysis increases imputation efficiency. *BMC Bioinformatics* 5, 1 (2004), 1–9.
- [54] Vladimir Koltchinskii, Karim Lounici, and Alexandre B Tsybakov. 2011. Nuclear-norm penalization and optimal rates for noisy low-rank matrix completion. (2011).
- [55] Alex Krizhevsky, Geoffrey Hinton, et al. 2009. Learning multiple layers of features from tiny images. (2009).
- [56] Da Kuang, Sangwoon Yun, and Haesun Park. 2015. SymNMF: nonnegative low-rank approximation of a similarity matrix for graph clustering. *Journal of Global Optimization* 62 (2015), 545–574.
- [57] Martin Kyselak, David Novak, and Pavel Zezula. 2011. Stabilizing the recall in similarity search. In *Proceedings of the Fourth International Conference on Similarity Search and Applications*. 43–49.
- [58] Yann LeCun, Léon Bottou, Yoshua Bengio, and Patrick Haffner. 1998. Gradient-based learning applied to document recognition. *Proc. IEEE* 86, 11 (1998), 2278–2324.
- [59] Seongwon Lee, Suhyeon Lee, Hongje Seong, and Euntai Kim. 2023. Revisiting Self-Similarity: Structural Embedding for Image Retrieval. In *Proceedings of the IEEE/CVF Conference on Computer Vision and Pattern Recognition*. 23412–23421.
- [60] Jiacheng Li, Ming Wang, Jin Li, Jinmiao Fu, Xin Shen, Jingbo Shang, and Julian McAuley. 2023. Text Is All You Need: Learning Language Representations for Sequential Recommendation. *arXiv preprint arXiv:2305.13731* (2023).
- [61] Ming Li, Xin Chen, Xin Li, Bin Ma, and Paul MB Vitányi. 2004. The similarity metric. *IEEE transactions on Information Theory* 50, 12 (2004), 3250–3264.
- [62] Wenye Li. 2015. Estimating Jaccard index with missing observations: a matrix calibration approach. In *Advances in Neural Information Processing Systems*, Vol. 28. 2620–2628.
- [63] Wenye Li. 2020. Scalable Calibration of Affinity Matrices from Incomplete Observations. In *Asian Conference on Machine Learning*. PMLR, 753–768.
- [64] Wei-Chao Lin and Chih-Fong Tsai. 2020. Missing value imputation: a review and analysis of the literature (2006–2017). *Artificial Intelligence Review* 53, 2 (2020), 1487–1509.
- [65] Canyi Lu, Jinhui Tang, Shuicheng Yan, and Zhouchen Lin. 2015. Nonconvex non-smooth low rank minimization via iteratively reweighted nuclear norm. *IEEE Transactions on Image Processing* 25, 2 (2015), 829–839.
- [66] Canyi Lu, Changbo Zhu, Chunyan Xu, Shuicheng Yan, and Zhouchen Lin. 2015. Generalized singular value thresholding. In *Proceedings of the AAAI conference on artificial intelligence*, Vol. 29.
- [67] Changyi Ma, Runsheng Yu, and Youzhi Zhang. 2024. A Fast Similarity Matrix Calibration Method with Incomplete Query. In *Proceedings of the ACM on Web Conference 2024*. 1419–1430.
- [68] Shiqian Ma, Donald Goldfarb, and Lifeng Chen. 2011. Fixed point and Bregman iterative methods for matrix rank minimization. *Mathematical Programming* 128, 1 (2011), 321–353.
- [69] Xu Ma, Shengen Zhang, Karelia Pena-Pena, and Gonzalo R Arce. 2021. Fast spectral clustering method based on graph similarity matrix completion. *Signal Processing* 189 (2021), 108301.
- [70] Rudolf Manz, Mario Assenmacher, Eckhard Pflüger, Stefan Miltenyi, and Andreas Radbruch. 1995. Analysis and sorting of live cells according to secreted molecules, relocated to a cell-surface affinity matrix. *Proceedings of the National Academy of Sciences* 92, 6 (1995), 1921–1925.
- [71] Prem Melville and Vikas Sindhwani. 2010. Recommender systems. *Encyclopedia of machine learning* 1 (2010), 829–838.
- [72] Andriy Mnih and Russ R Salakhutdinov. 2007. Probabilistic matrix factorization. *Advances in neural information processing systems* 20 (2007).
- [73] Therese D Pigott. 2001. A review of methods for missing data. *Educational research and evaluation* 7, 4 (2001), 353–383.
- [74] Noam Razin and Nadav Cohen. 2020. Implicit Regularization in Deep Learning May Not Be Explainable by Norms. In *Advances in Neural Information Processing Systems (NeurIPS)*.
- [75] Benjamin Recht, Maryam Fazel, and Pablo A Parrilo. 2010. Guaranteed minimum-rank solutions of linear matrix equations via nuclear norm minimization. *SIAM review* 52, 3 (2010), 471–501.
- [76] Hannes Schabauer, Christoph Pacher, Andrew G Sunderland, and Wilfried N Gansterer. 2010. Toward a parallel solver for generalized complex symmetric eigenvalue problems. *Procedia Computer Science* 1, 1 (2010), 437–445.
- [77] J Ben Schafer, Dan Frankowski, Jon Herlocker, and Shilad Sen. 2007. Collaborative filtering recommender systems. In *The adaptive web: methods and strategies of web personalization*. Springer, 291–324.
- [78] Hinrich Schütze, Christopher D Manning, and Prabhakar Raghavan. 2008. *Introduction to information retrieval*. Vol. 39. Cambridge University Press Cambridge.
- [79] George AF Seber and Alan J Lee. 2012. *Linear regression analysis*. John Wiley & Sons.
- [80] Nathan Srebro, Jason Rennie, and Tommi Jaakkola. 2004. Maximum-margin matrix factorization. *Advances in neural information processing systems* 17 (2004).
- [81] Ludwig Staiger. 1998. A tight upper bound on Kolmogorov complexity and uniformly optimal prediction. *Theory of Computing systems* 31 (1998), 215–229.
- [82] Gilbert W Stewart. 1993. On the early history of the singular value decomposition. *SIAM review* 35, 4 (1993), 551–566.
- [83] Ruoyu Sun and Zhi-Quan Luo. 2016. Guaranteed matrix completion via non-convex factorization. *IEEE Transactions on Information Theory* 62, 11 (2016), 6535–6579.
- [84] Koji Tsuda, Shotaro Akaho, and Kiyoshi Asai. 2003. The em algorithm for kernel matrix completion with auxiliary data. *The Journal of Machine Learning Research* 4 (2003), 67–81.
- [85] Madeleine Udell, Corinne Horn, Reza Zadeh, Stephen Boyd, et al. 2016. Generalized low rank models. *Foundations and Trends® in Machine Learning* 9, 1 (2016), 1–118.
- [86] Vladimir Vapnik. 1999. *The nature of statistical learning theory*. Springer science & business media.
- [87] En Wang, Yiheng Jiang, Yuanbo Xu, Liang Wang, and Yongjian Yang. 2022. Spatial-temporal interval aware sequential POI recommendation. In *2022 IEEE 38th International Conference on Data Engineering (ICDE)*. IEEE, 2086–2098.
- [88] Jung-Ying Wang. 2002. Application of support vector machines in bioinformatics. *Taipei: Department of Computer Science and Information Engineering, National Taiwan University* (2002).
- [89] Lingxiao Wang, Xiao Zhang, and Quanquan Gu. 2017. A unified computational and statistical framework for nonconvex low-rank matrix estimation. In *Artificial Intelligence and Statistics*. PMLR, 981–990.

- [90] Yaqing Wang, Quanming Yao, and James Kwok. 2021. A scalable, adaptive and sound nonconvex regularizer for low-rank matrix learning. In *Proceedings of the Web Conference 2021*. 1798–1808.
- [91] Raymond KW Wong and Thomas CM Lee. 2017. Matrix completion with noisy entries and outliers. *The Journal of Machine Learning Research* 18, 1 (2017), 5404–5428.
- [92] Kun Xie, Jiazheng Tian, Xin Wang, Gaogang Xie, Jiannong Cao, Hongbo Jiang, and Jigang Wen. 2022. Fast Retrieval of Large Entries With Incomplete Measurement Data. *IEEE/ACM Transactions on Networking* 30, 5 (2022), 1955–1969.
- [93] Liangbei Xu and Mark Davenport. 2016. Dynamic matrix recovery from incomplete observations under an exact low-rank constraint. *Advances in Neural Information Processing Systems* 29 (2016).
- [94] Peiliang Xu. 1998. Truncated SVD methods for discrete linear ill-posed problems. *Geophysical Journal International* 135, 2 (1998), 505–514.
- [95] Yangyang Xu and Wotao Yin. 2017. A globally convergent algorithm for nonconvex optimization based on block coordinate update. *Journal of Scientific Computing* 72, 2 (2017), 700–734.
- [96] Quanming Yao, James T Kwok, Taifeng Wang, and Tie-Yan Liu. 2018. Large-scale low-rank matrix learning with nonconvex regularizers. *IEEE transactions on pattern analysis and machine intelligence* 41, 11 (2018), 2628–2643.
- [97] Pavel Zezula, Giuseppe Amato, Vlastislav Dohnal, and Michal Batko. 2006. *Similarity search: the metric space approach*. Vol. 32. Springer Science & Business Media.
- [98] Zhenyue Zhang and Lixin Wu. 2003. Optimal low-rank approximation to a correlation matrix. *Linear algebra and its applications* 364 (2003), 161–187.
- [99] Xiaowei Zhou, Can Yang, Hongyu Zhao, and Weichuan Yu. 2014. Low-rank modeling and its applications in image analysis. *ACM Computing Surveys (CSUR)* 47, 2 (2014), 1–33.

A PROOFS

A.1 Proof of Lemma 3.3

PROOF. Following the Cauchy-Schawartz inequality [9, 45], for any real square matrices C and D ,

$$\begin{aligned}\text{tr}(CD) &= \sum_{ij} C_{ij}D_{ij} \leq \left(\sum_{ij} C_{ij}^2\right)^{\frac{1}{2}} \left(\sum_{ij} D_{ij}^2\right)^{\frac{1}{2}} \\ &= (\text{tr}(C^T C))^{\frac{1}{2}} (\text{tr}(D^T D))^{\frac{1}{2}} = \|C\|_F \|D\|_F.\end{aligned}$$

The nuclear norm $\|S\|_*$ is the sum of the singular value of S [80]. Perform the SVD on the real symmetric matrix S as $S = A\Sigma A^T$, where Σ is the diagonal matrix of the singular values of S , and A is the associated orthogonal matrix[82]. By using the Cholesky decomposition [43] on $S = VV^T$, we have:

$$\begin{aligned}\|S\|_* &= \text{tr}(\Sigma) = \text{tr}(A^T VV^T A) = \text{tr}(AA^T VV^T) \\ &\leq \|V\|_F \|V\|_F \leq \frac{1}{2}(\|V\|_F^2 + \|V\|_F^2)\end{aligned}$$

The first inequality is based on the Cauchy-Schwarz inequality and the fact that A is an orthogonal matrix. The equality holds when $V = A\sqrt{\Sigma}$. \square

Recall $F_1(V) \equiv \|VV^T - S^0\|_F^2 + \lambda\|V\|_F^2$. Define $Vec(\cdot)$ as a vectorize operator.

A.2 Proof of Theorem 3.1

PROOF. Recall the general convex Semi-definite programming problem can be formulated as [1]:

$$\begin{aligned}\min_S \quad & f(S) \\ \text{s.t.} \quad & \text{Tr}(A_i S) = b_i, A_i \in \mathbb{S}^n, b_i \in \mathbb{R}, i = 1, \dots, m \\ & S \geq 0\end{aligned}\tag{11}$$

Taking $\forall i, A_i = 0, b_i = 0$, and $f(S) = \|S - S^0\|_F^2$, we have:

$$\min_S \|S - S^0\|_F^2 \quad \text{s.t.} \quad S \geq 0,\tag{12}$$

which is exactly Problem (1) without the rank constraint.

According to Theorem 6 in [1], the stationary point in (11) with $\text{rank}(V) < r$ is the optimal solution for (11). Note that $\text{rank}(S) = \text{rank}(VV^T) \leq r$, which satisfying the rank constraint in (1). Thus, it is also the optimal solution of (1). \square

A.3 Proof of Theorem 4.1

PROOF.

$$\begin{aligned}& \|S^* - \hat{S}\|_F^2 \\ & \leq \|S^* - \hat{S}\|_F^2 - 2\langle S^* - \hat{S}, S^0 - \hat{S} \rangle \\ & \leq \|S^* - \hat{S}\|_F^2 + \|S^0 - \hat{S}\|_F^2 - 2\langle S^* - \hat{S}, S^0 - \hat{S} \rangle \\ & = \|(S^* - \hat{S}) - (S^0 - \hat{S})\|_F^2 \\ & = \|S^* - S^0\|_F^2\end{aligned}$$

Note that $\hat{S} = \mathcal{P}_C(S^0)$, where $C \subseteq \mathbb{R}^{n \times n}$ is the nonempty closed convex set of low-rank PSD algebraic variety, and \mathcal{P} is the Euclidean projection onto C . Then, $\langle S^* - \hat{S}, S^0 - \hat{S} \rangle \leq 0$, by the various characterization of convex projection refer to Theorem 4.3-1[24]. \square

Remark: Theorem 4.1 provides a theoretical guarantee to ensure the estimated similarity matrix S always approximates the unknown ground-truth similarity matrix S^* . Different from the previous work adopted Kolmogorov's criterion [81] to ensure the estimated similarity matrix is positive semi-definite and close to the unknown ground truth, we utilize different concepts, variational characterization of convex projection to ensure the estimated similarity matrix lay on both PSD and low-rank properties.

A.4 Proof of Theorem 4.3

LEMMA A.1. $\text{Vec}(\nabla_V F_1(V^{t-1})) = \nabla_{\text{Vec}(V)} F_1(\text{Vec}(V^{t-1}))$

PROOF. Given an arbitrary function $F(V)$ with a matrix $V \in \mathbb{R}^{n \times r}$ as input. The gradient of $F(V)$ w.r.t. V is the Jacobin matrix $J = \nabla_V F(V) \in \mathbb{R}^{n \times r}$, where each element is the partial derivative of $F(\cdot)$ w.r.t. the corresponding element of V , that is, $J_{ij} = \frac{\partial F(\cdot)_i}{\partial V_j}$.

The l.h.s. $\text{Vec}(\nabla_V F_1(V^{t-1})) = \text{Vec}(J_{F_1}(V)) \in \mathbb{R}^{nr \times 1}$,

The r.h.s. $\nabla_{\text{Vec}(V)} F_1(\text{Vec}(V^{t-1})) = J_{F_1}(\text{Vec}(V^{t-1})) \in \mathbb{R}^{nr \times 1}$.

Here, each element in the Jacobin matrix is calculated by the partial derivative of $F_1(V)$ w.r.t. the corresponding element of V . As a result, the l.h.s. is the same as r.h.s. \square

LEMMA A.2. $\|(V^t V^{t\top} V^t - V^{t-1} V^{t-1\top} V^{t-1})\|_F \leq 3G^2 \|V^t - V^{t-1}\|_F$

PROOF.

$$\begin{aligned} & \| (V^t V^{t\top} V^t - V^{t-1} V^{t-1\top} V^{t-1}) \|_F \\ & \leq \| (V^t V^{t\top} V^t - V^t V^{t\top} V^{t-1}) \|_F + \| (V^t V^{t\top} V^{t-1} - V^t V^{t-1\top} V^{t-1}) \|_F \\ & \quad + \| (V^t V^{t-1\top} V^{t-1} - V^{t-1} V^{t-1\top} V^{t-1}) \|_F \\ & \leq (\|V^t V^t\|_F + \|V^t V^{t-1}\|_F + \|V^t V^t\|_F) \|V^t - V^{t-1}\|_F \\ & \leq 3G^2 \|V^t - V^{t-1}\|_F \end{aligned}$$

The first inequality is based on the triangle inequality. The second inequality is by the norm property, i.e., $\|AB\| \leq \|A\| \|B\|$. \square

LEMMA A.3. $\|\text{Vec}(\nabla_V F_1(V^t)) - \text{Vec}(\nabla_V F_1(V^{t-1}))\|_2 \leq (12G^2 + 2\lambda) \|V^t - V^{t-1}\|_F$

PROOF. Recall $\nabla_V F_1(V) = 4(VV^\top - S^0)V + 2\lambda V$, by using Lemma A.2:

$$\begin{aligned} & \left\| \text{Vec}(\nabla_V F_1(V^t)) - \text{Vec}(\nabla_V F_1(V^{t-1})) \right\|_2 \\ & = \left\| (\nabla_V F_1(V^t)) - (\nabla_V F_1(V^{t-1})) \right\|_F \\ & = \|4(V^t V^{t\top} V^t - V^{t-1} V^{t-1\top} V^{t-1}) + 2(\lambda I - S^0)(V^t - V^{t-1})\|_F \\ & \leq \|4(V^t V^{t\top} V^t - V^{t-1} V^{t-1\top} V^{t-1})\|_F + \|(2\lambda I - 2S^0)(V^t - V^{t-1})\|_F \\ & \leq 12G^2 \|V^t - V^{t-1}\|_F + 2\lambda \|V^t - V^{t-1}\|_F + 2\|S^0\| \|V^t - V^{t-1}\|_F \\ & \leq (12G^2 + 2\lambda) \|V^t - V^{t-1}\|_F \end{aligned}$$

The second inequality is also based on the triangle inequality, Lemma A.2, and norm inequality $\|AB\| \leq \|A\| \|B\|$. The last inequality is based on the assumption $\|S^0\| = \|VV^\top\| \leq G^2$. \square

Now we begin our final proof:

PROOF. According to Lemma A.1, we have the vectorization operation for iteration t as follows:

$$\text{Vec}(V^t) = \text{Vec}(V^{t-1}) - \gamma \text{Vec}(\nabla_V F_1(V^{t-1})),$$

where γ is the step size. Then, by invoking the descent lemma and Lemma A.3, we obtain:

$$F_1(V^t) - F_1(V^{t-1}) \leq -\frac{1}{12G^2 + 2\lambda} \left\| \text{Vec}(\nabla_V F_1(V^{t-1})) \right\|_2^2,$$

which leads to the following inequality after rearranging:

$$(12G^2 + 2\lambda) (F_1(V^1) - F_1(V^t)) \geq \sum \left\| \text{Vec}(\nabla_V F_1(V^{t-1})) \right\|_2^2.$$

Setting the step size $\gamma = \frac{1}{6G^2 + \lambda}$, we can conclude that:

$$\min_t \|\text{Vec}(\nabla_V F_1(V^t))\|^2 \leq O\left(\frac{1}{T}\right),$$

□

B DETAILED DESCRIPTION

B.1 Detailed of Similarity Matrix Calculation

Similarity matrix [70] provides a comprehensive representation of pairwise similarities between data samples. Each element corresponds to a similarity score, calculated by a specific similarity metric. Among the various similarity metrics, Cosine Similarity [38] stands out as a widely adopted choice :

$$s_{ij} = \frac{x_i^\top \cdot x_j}{\|x_i\| \cdot \|x_j\|},$$

where the column vectors $x_i, x_j \in \mathbb{R}^d$ denotes two data samples in d -dimensional space and $\|\cdot\|$ denotes ℓ^2 -norm of a vector. The entry s_{ij} in the i -th row j -th column of the similarity matrix $S \in \mathbb{R}^{n \times n}$ denotes the pairwise similarity scores between two data samples x_i and x_j , where n denotes the total number of data samples. The cosine similarity score varies in $[-1, 1]$, where 1 indicates two vectors are very similar with almost the same directions, and -1 indicates the two vectors are dissimilar with almost opposite directions, and 0 indicates no clear similarity between two vectors with their directions are nearly unrelated to each other. In practice, to ensure the cosine similarity is always well-defined when either x_i or x_j is a zero vector, a small value ϵ is added to the zero vector [23, 78], a.k.a. epsilon smoothing. Besides, the other series of applications [4, 11, 15] adjust the similarity score in $(0, 1]$ to interpret it as the probabilities of similarity of pairwise data samples, which will not hurt the performance.

Inaccurate Similarity Score Meanwhile, when the observation is incomplete, the initial similarity matrix S^0 is calculated by:

$$s_{ij}^0 = \frac{x_i'^\top \cdot x_j'}{\|x_i'\| \cdot \|x_j'\|},$$

where x' denotes the incomplete data samples, the initial inaccurate similarity score s_{ij}^0 is calculated by the overlapped features observed in both x_i and x_j with common indices.

B.2 Detailed Problem Formulation

B.2.1 Workflow. Step 1: Similarity Matrix Initialization. Given the incomplete observed query database Q' and complete observed search database P , we calculate the inaccurate initial similarity matrix S^0 (Refer to $s_{ij}^0 = \frac{x_i'^\top \cdot x_j'}{\|x_i'\| \cdot \|x_j'\|}$, x denotes p or q').

Step 2: Similarity Matrix Completion (SMC). We formulate the SMC problem (Refer to problem (4), which aims to find an optimal estimated similarity matrix \hat{S} to approximate the unknown ground truth S^* . To solve SMC problem, we propose SMCNN and SMCnMF to provide an effective and efficient result. (Refer to Section 3.)

Step 3: Estimated Similarity Matrix for Various Applications. We adopt the typical similarity search task including textual datasets and visual datasets, on the estimated similarity matrix \hat{S} to verify the performance of the proposed methods. (Refer to Section 5)

B.2.2 Mathematical Formulation. We further give a detailed description of the motivating scenario (Refer to Section 2.1). We divided the entire similarity matrix \hat{S} into four sub-matrices, denoting as $\hat{S} = \begin{bmatrix} S_{pp} & \hat{S}_{pq} \\ \hat{S}_{pq}^\top & \hat{S}_{qq} \end{bmatrix} \in \mathbb{R}^{n \times n}$, where $S_{pp} \in \mathbb{R}^{n_p \times n_p}$, $\hat{S}_{pq} \in \mathbb{R}^{n_p \times n_q}$, $\hat{S}_{qq} \in \mathbb{R}^{n_q \times n_q}$, and $n = n_p + n_q$. The incomplete observations are only in the query database, which means the similarity matrix S_{pp} denoting the pairwise search samples is accurate and we only need to calibrate the inaccurate similarity matrices \hat{S}_{pq} and \hat{S}_{qq} . Motivated by this observation, we aim to fully utilize the internal information of accurate similarity matrix S_{pp} to guide the calibration process.

Meanwhile, it is common that the size of the search database P is much larger than the size of query database Q [36], denoting as $n_p > n_q$. In the evaluation part (refer to Section 5), we simply adopt this setting and evaluate the performance.

B.3 Detailed Complexity Analysis

BPMF[72]: BPMF needs $O((n^2 r^2 + nr^3)T)$ using Markov Chain Monte Carlo (MCMC) as the solver, where $O(n^2 r^2)$ denotes MCMC sampling the latent factor from the posterior distribution iteratively and $O(nr^3)$ denotes updating hyperparameters in the Bayesian model, such as the variance of the latent factors. T denotes the total number of iterations.

FGSR[31]: FGSR needs $O((n^2 r)T)$ using the proximal alternating linearized algorithm coupled with iteratively re-weighted minimization. T denotes the total number of iterations.

CMC[62]: CMC needs $O((n^3/y^2)T)$, where $O(n^3)$ denotes the SVD operation on y sub-matrices with total T iterations.

DMC[63]: DMC needs $O(n^3 T)$, where $O(n^3)$ denotes the SVD operations on the entire dataset with total T iterations.

FMC[67]: FMC needs $O(n^3)$, where $O(n^3)$ denotes the SVD operations once on the sub-matrix calculated by the search dataset. Meanwhile, FMC needs $O(nT)$ to calculate the similarity vector, and $O((\log n)T)$ to calculate the Lagrange parameter.

NNFN[90]: NNFN needs $O((n^2r_k)T)$, where r_k denotes the estimated rank at k -th iteration of SVD operation with total T iterations.

facNNFN [90]: facNNFN needs $O((n^2r + nr^2)T)$, where the gradient is calculated as [90]:

$$\begin{aligned}\nabla_W F(W, H) &= [\nabla_W F(WH)]H + \lambda W - \lambda \frac{W(H^\top H)}{\|WH^\top\|_F} \\ \nabla_H F(W, H) &= [\nabla_H F(WH)]^\top W + \lambda H - \lambda \frac{H(W^\top W)}{\|WH^\top\|_F}\end{aligned}$$

It needs $O(n^2r)$ to calculate the multiplication of the partially observed matrix $\nabla_W F(W, H)H$. The storage complexity is $O(2nr)$ to keep the estimated \hat{W} and \hat{H} .

SMCNN The gradient is calculated as:

$$\nabla_V F_1(V) = 4(VV^\top - S^0)V + 2\lambda V$$

Since SMCNN only updates the matrix V in each iteration to estimate the similarity matrix S , it requires $O(n^2r)$ to calculate the $4(VV^\top - S^0)V$. The storage complexity is $O(nr)$ to keep the estimated \hat{V} .

SMCNmF The gradient is calculated as:

$$\nabla_V F_2(V) = 4(VV^\top - S^0)V + 2\lambda V - 2\lambda \frac{V(V^\top V)}{\|VV^\top\|_F}$$

Similar to SMCNN, SMCNmF required $O(n^2r)$ to calculate the $4(VV^\top - S^0)V$. The storage complexity is $O(nr)$ to keep the estimated \hat{V} .

B.3.1 Comparison r_k and r in NNFN. In Section 4.1, we mention that usually r_k ($n \geq r_k \geq r$) is the rank of \hat{S} estimated at each iteration. The nuclear norm regularizer encourages the estimated matrix to be low-rank by promoting sparsity in its singular values. As a result, the rank of the estimated matrix is effectively controlled by adjusting the value of the nuclear norm regularizer parameter.

In Section 5, we keep the default setting as the original paper to provide a fair comparison. For example, given a matrix X , let its SVD be $U \text{Diag}(\delta(X)) V^\top$. Then, the SVT uses the function $\max(0, \delta(X) - \tau)$ to control the rank of the estimated matrix. In SVT, the default $\tau = 0.0001$ is set for an arbitrary matrix, which may not lie on the PSD property. Unlike the arbitrary matrix, the similarity matrix lies on the symmetric and PSD property, which means a small τ may not influence the rank of the estimated matrix.

To provide a distinguished case on the symmetric and PSD matrix \hat{S} , we set a larger $\tau = 0.001$ and $\tau = 0.01$. Table 6 shows the comparison results of rank and RMSE.

Table 6: Comparison of rank(\hat{S}) and RMSE with $m = 1,000$ search candidates and $n = 200$ query items, where r_k is correlated with various τ with various missing ratio ρ , fixed $\lambda = 0.001$, $\gamma = 0.001$, and $T = 10,000$.

Datasets	Missing Ratio	rank(\hat{S})			RMSE		
		0.0001	0.001	0.01	0.0001	0.001	0.01
ImageNet	0.7	1200	1191	954	0.9055	<u>0.7124</u>	<u>0.6186</u>
	0.8	1200	1122	719	0.7488	0.7234	0.7024
	0.9	1200	1120	698	0.8050	0.7576	0.7011
MNIST	0.7	1200	1190	942	1.6331	0.7048	0.7473
	0.8	1200	1129	703	1.0880	0.7986	0.7286
	0.9	1200	1012	644	0.5204	0.7497	0.6497
PROTEIN	0.7	1200	1183	882	1.0053	0.7186	0.6186
	0.8	1200	1012	782	0.7962	0.6234	0.6724
	0.9	1200	1002	608	0.4688	0.7076	0.8011
CIFAR10	0.7	1200	1148	822	1.4627	0.9480	0.8473
	0.8	1200	1080	780	2.0510	1.1132	1.1028
	0.9	1200	1020	683	0.6322	0.5720	0.5995
GoogleNews	0.7	1200	1190	982	0.7795	0.6240	0.5972
	0.8	1200	1120	747	0.7190	0.7211	0.5986
	0.9	1200	1020	640	0.8352	0.7473	0.6497

We find that when the τ is large, the rank(\hat{S}) is small. Since the matrix S is positive semi-definite, most of the eigenvalues may be non-negative, which means a larger τ is needed to reduce the rank of \hat{S} . It is obvious that all the $r_k > r$ always holds for all datasets. Though the RMSE on ImageNet is better than SMCNN/SMCNmF, the computational complexity $O(n^2r_k)$ is still larger than SMCNN/SMCNmF $O(n^2r)$.

B.4 Detailed Description of Ablation Study

B.4.1 SMC_F, SMC_NR, SMC_GD. For ease of understanding the comparisons between using the nuclear norm and the Frobinus norm, we design three variants of Eq.(8).

SMC_F: Instead of using the nuclear norm, we adopt the Frobenius norm as the regularizer.

$$\mathbf{SMC_F} : \min_V \|VV^\top - S^0\|_F^2 + \lambda \|VV^\top\|_F^2$$

where the gradient is:

$$\nabla_V F_{\mathbf{SMC_F}}(V) = 4(VV^\top - S^0)V + 2\lambda VV^\top V$$

To keep consistent with the SMCNN/SMCNmF, we use the gradient descent algorithm to solve this problem. The entire process is shown in Algorithm 3.

Algorithm 3 SMC with Frobenius norm (SMC_F)

Input: $V^0 \in \mathbb{R}^{n \times r}$: randomly initialized V^0 with rank r ; γ : stepsize; λ : weighted parameter. T : iterations

Output: $\hat{V} \in \mathbb{R}^{n \times r}$: Estimated V to approximate $\hat{S} = \hat{V}\hat{V}^\top$; $\hat{S} \in \mathbb{R}^{n \times n}$: Estimated similarity matrix \hat{S} .

- 1: Define $\min_V F_{\mathbf{SMC_F}}(V) \equiv \min_V \|VV^\top - S^0\|_F^2 + \lambda \|VV^\top\|_F^2$;
 - 2: **for** $t = 1, \dots, T$ **do**
 - 3: update V^t by updating $\nabla_V F_{\mathbf{SMC_F}}(V)$;
 - 4: **end for**
 - 5: Calculate $\hat{S} = \hat{V}\hat{V}^\top$;
 - 6: **return** \hat{S} .
-

SMC_NR: We ignore the regularizer term directly.

$$\mathbf{SMC_NR} : \min_V \|VV^\top - S^0\|_F^2$$

where the gradient is:

$$\nabla_V F_{\mathbf{SMC_NR}}(V) = 4(VV^\top - S^0)V$$

Similar to **SMC_F**, we use the gradient descent algorithm and the entire process shown in Algorithm 4

Algorithm 4 SMC with No Regularizer (SMC_NR)

Input: $V^0 \in \mathbb{R}^{n \times r}$: randomly initialized V^0 with rank r ; γ : stepsize; λ : weighted parameter. T : iterations

Output: $\hat{V} \in \mathbb{R}^{n \times r}$: Estimated V to approximate $\hat{S} = \hat{V}\hat{V}^\top$; $\hat{S} \in \mathbb{R}^{n \times n}$: Estimated similarity matrix \hat{S} .

- 1: Define $\min_V F_{\mathbf{SMC_NR}}(V) \equiv \min_V \|VV^\top - S^0\|_F^2$;
 - 2: **for** $t = 1, \dots, T$ **do**
 - 3: update V^t by updating $\nabla_V F_{\mathbf{SMC_NR}}(V)$;
 - 4: **end for**
 - 5: Calculate $\hat{S} = \hat{V}\hat{V}^\top$;
 - 6: **return** \hat{S} .
-

SMC_GD: We adopt the gradient descent algorithm to solve the Singular Value Thresholding (SVT) operation [16] in Problem 8.

$$\mathbf{SMC_GD} : \min_V \|VV^\top - S^0\|_F^2 + \lambda \|VV^\top\|_*$$

where the gradient is :

$$\nabla_V F_{\mathbf{SMC_GD}}(V) = 4(VV^\top - S^0)V + \lambda \mathcal{P}(\|VV^\top\|_*), \quad (13)$$

where \mathcal{P} denotes the proximal nuclear norm function via the SVT operation, which means the summation of all the eigenvalues (detailed in Lines 4-6).

Algorithm 5 SMC with GD (**SMC_GD**)**Input:** $V \in \mathbb{R}^{n \times r}$; randomly initialized V^0 ; τ : thresholding parameter; λ : weighted parameter; T : iterations**Output:** $\hat{V} \in \mathbb{R}^{n \times r}$; Estimated \hat{V} to approximate the similarity matrix $\hat{S} = \hat{V}\hat{V}^\top$.

- 1: Define $\min_V F_{SMC_GD}(S) \equiv \min_S \|VV^\top - S^0\|_F^2 + \lambda \|VV^\top\|_*$;
- 2: **for** $t = 1, \dots, T$ **do**
- 3: Update V^t by updating $\nabla_V F_{SMC_GD}(V)$;
- 4: Calculate SVD on $S = U\Sigma W$;
- 5: Update $\Sigma^t = \max(\Sigma^t - \tau, 0)$;
- 6: Reconstruct $S^t = U^t \hat{\Sigma}^t W^{t\top}$;
- 7: Cholesky Factorization on $S^t = V^t V^{t\top}$.
- 8: **end for**
- 9: **return** \hat{S} .

Algorithm 6 MC with Original Nuclear norm (**MC_ON**)**Input:** $S^0 \in \mathbb{R}^{n \times n}$; input incomplete similarity matrix τ : thresholding value to make eigenvalues are all positive; T : iterations**Output:** $\hat{S} \in \mathbb{R}^{n \times n}$; Estimated similarity matrix \hat{S} .

- 1: Define $\min_V F_{MC_ON}(S) \equiv \min_S \|S - S^0\|_F^2 + \lambda \|S\|_*$;
- 2: **for** $t = 1, \dots, T$ **do**
- 3: Apply SVD on $S = U\Sigma V^\top$
- 4: Apply thresholding function $\Sigma_+ = \max(\Sigma, \tau)$;
- 5: Update $S = U \max(\Sigma, \tau) V^\top$;
- 6: **end for**
- 7: **return** \hat{S} .

B.4.2 MC_ON, MC_fON. We apply the vanilla nuclear norm in the objective function and use different solvers to estimate the similarity matrix.

MC_ON: We directly used the original nuclear norm as the regularizer.

$$\begin{aligned} \mathbf{MC_ON} : \min_S \|S - S^0\|_F^2 + \lambda \|S\|_* \\ \text{s.t. } S \geq 0 \end{aligned}$$

MC_fON: We adopt the Matrix Factorization rather than Cholesky Factorization.

$$\begin{aligned} \mathbf{MC_fON} : \min_{W,H} \|WH^\top - S^0\|_F^2 \\ \text{s.t. } \{WH^\top\} \geq 0, \end{aligned}$$

where the gradient is:

$$\nabla_W F_{MC_fON}(W, H) = 2(WH^\top - S^0)H, \quad \nabla_H F_{MC_fON}(W, H) = 2(WH^\top - S^0)W$$

To keep consistent with the main algorithm, we use the gradient descent algorithm to solve this problem. The entire process is shown in Algorithm 7.

Algorithm 7 MC with Matrix Factorization (**MC_fON**)**Input:** $W^0, H^0 \in \mathbb{R}^{n \times r}$; randomly initialized W^0, H^0 with rank r ; γ : stepsize; λ : weighted parameter. T : iterations**Output:** $\hat{W}, \hat{H} \in \mathbb{R}^{n \times r}$; Estimated W, H to approximate $\hat{S} = \hat{W}\hat{H}^\top$; $\hat{S} \in \mathbb{R}^{n \times n}$; Estimated similarity matrix \hat{S} .

- 1: Define $\min_{W,H} F_{MC_fON}(W, H) \equiv \min_{W,H} \|WH^\top - S^0\|_F^2$;
- 2: **for** $t = 1, \dots, T$ **do**
- 3: update W^t by updating $\nabla_W F_{MC_fON}(W, H)$;
- 4: update H^t by updating $\nabla_H F_{MC_fON}(W, H)$;
- 5: **end for**
- 6: Calculate $\hat{S} = \hat{W}\hat{H}^\top$;
- 7: **return** \hat{S} .

C EXTENDED EVALUATION

C.1 Extensive Comparison about SMCNN vs. SMCNmF

As mentioned in Section 3.5, the regularizer that satisfies the adaptivity and shrinkage properties can perform better. Specifically, SMCNmF shows that a novel regularizer, i.e., $R(V) = \|VV^T\|_* - \|VV^T\|_F$, applies adaptive shrinkage for singular values provably. SMCNmF also lies on a matrix factored form that allows fast optimization by a general learning-based algorithm with a sound theoretical guarantee.

Table 7 shows that SMCNmF performs better than SMCNN with specific parameter settings considering the SMC problem. Meanwhile, the estimated similarity matrix can be better used for the downstream task on various datasets.

Table 7: Comparisons of SMCNN vs. SMCNmF considering RMSE, Recall/nDCG@top20% with various missing ratio ρ , various search and query samples, and fixed rank $r = 100$, $\lambda = 0.001$, $\gamma = 0.001$, and $T = 10,000$.

Datasets/Methods			$\rho = 0.7$			$\rho = 0.8$		
$n = 2,000$ $m = 200$	MNIST	SMCNN	0.7299	0.6938	0.7156	0.6703	0.7384	0.8954
		SMCNmF	0.7257	0.7063	0.7086	0.6703	0.7383	0.8965
	PROTEIN		$\rho = 0.7$			$\rho = 0.8$		
		SMCNN	0.7280	0.6652	0.7978	0.6589	0.7167	0.6983
	SMCNmF	0.7256	0.6588	0.7467	0.6465	0.7375	0.6987	

C.2 Effectiveness Evaluation

Table 8-9 show the remaining results about effectiveness.

Table 8: Comparisons of RMSE, Recall/nDCG@top20% with $m = 2,000$ search candidates and $n = 200$ query items, where missing ratio $\rho = \{0.7, 0.8, 0.9\}$, rank $r = 100$, $\lambda = 0.001$, $\gamma = 0.001$, and $T = 10,000$. The top 2 performances are highlighted in bold.

Dataset/Method			0.7			0.8			0.9		
			RMSE	Recall	nDCG	RMSE	Recall	nDCG	RMSE	Recall	nDCG
GoogleNews	MVI	MEAN[53]	2.2060	0.4877	0.6994	3.8500	0.4667	0.6991	2.4722	0.5313	0.7963
		LR[79]	2.4477	0.4467	0.6670	1.0470	0.5542	0.6993	1.5358	0.5604	0.7728
		GR[8]	1.1630	0.5750	0.6560	1.9693	0.4250	0.6987	1.9013	0.6875	0.7602
		KFMC[32]	1.1889	0.4692	0.6865	1.6920	0.5021	0.6991	1.2918	0.6042	0.7614
	MF	FGSR[31]	1.7032	0.5354	0.6934	3.8500	0.4667	0.6991	1.8170	0.6429	0.7661
		BPMF[72]	1.9654	0.5638	0.6655	1.0470	0.5542	0.6931	1.4863	0.6545	0.7697
	PSD	CMC[62]	0.7107	0.5500	0.6451	0.8693	0.4250	0.6869	0.8404	0.7378	0.7555
		DMC[63]	0.7354	0.5608	0.6495	0.8692	0.5021	0.6913	0.8227	0.7386	0.7955
	LoR	FMC[67]	0.6987	0.5157	0.7000	0.6981	0.5945	0.7000	0.6934	0.7932	0.7000
		NNFN[90]	1.9395	0.4938	0.6167	1.4275	0.4208	0.6884	1.2198	0.6325	0.7956
OUR	facNNFN[90]	2.5338	0.4590	0.6751	1.4923	0.4729	0.6899	1.4605	0.6358	0.7621	
	SMCmF	0.6880	0.5996	0.7194	0.6208	0.6369	0.7242	0.6179	0.8381	0.8569	
ImageNet	MVI	MEAN[53]	2.3451	0.7474	0.6537	2.2326	0.5934	0.6743	2.1265	0.5156	0.7657
		LR[79]	1.6075	0.7334	0.7397	1.3760	0.5834	0.7124	1.1869	0.5890	0.6932
		GR[8]	1.5420	0.7398	0.7837	1.4131	0.6281	0.7843	1.1966	0.5751	0.6877
		KFMC[32]	1.4882	0.7388	0.7916	1.3375	0.6355	0.8124	1.1993	0.6141	0.6716
	MF	FGSR[31]	4.4740	0.6897	0.6265	2.9080	0.5097	0.6265	1.5300	0.5310	0.5227
		BPMF[72]	1.5200	0.5970	0.6365	0.9478	0.6570	0.6520	1.1263	0.4700	0.5285
	PSD	CMC[62]	0.7199	0.7320	0.8213	0.7808	0.7202	0.8546	0.6779	0.6604	0.8984
		DMC[63]	0.7094	0.7293	0.8410	0.7090	0.6715	0.8652	0.6538	0.6617	0.8541
	LoR	FMC[67]	0.7945	0.7282	0.8295	0.6658	0.7148	0.8748	0.6398	0.7921	0.7997
		NNFN[90]	0.8190	0.7357	0.8124	0.7444	0.6706	0.8765	0.8058	0.6627	0.8430
OUR	facNNFN[90]	4.0396	0.7240	0.8431	3.4658	0.6980	0.8542	0.9155	0.6613	0.8451	
	SMCmF	0.6682	0.7896	0.8912	0.5665	0.7208	0.8994	0.5815	0.6917	0.8979	
MNIST	MVI	MEAN[53]	3.5151	0.5785	0.6812	2.9842	0.6764	0.7544	2.1431	0.5433	0.7565
		LR[79]	1.2310	0.5742	0.6799	1.1431	0.6754	0.7584	1.8752	0.5653	0.7543
		GR[8]	1.2314	0.5785	0.6801	1.2140	0.6875	0.7854	1.5313	0.5899	0.7465
		KFMC[32]	1.1230	0.5714	0.6785	1.6523	0.6724	0.7534	1.2410	0.5989	0.7653
	MF	FGSR[31]	1.1052	0.5785	0.6812	1.0321	0.7143	0.7754	1.1415	0.6532	0.7652
		BPMF[72]	1.1230	0.5798	0.6851	1.1265	0.7054	0.8124	1.6528	0.6450	0.7850
	PSD	CMC[62]	0.8000	0.6849	0.6894	0.6815	0.7135	0.8420	0.5241	0.7614	0.8543
		DMC[63]	0.7607	0.6842	0.6895	0.6726	0.7190	0.8452	0.5136	0.7455	0.8324
	LoR	FMC[67]	0.7506	0.6924	0.6989	0.6820	0.7056	0.7430	0.6358	0.7292	0.7997
		NNFN[90]	0.7947	0.6935	0.6854	0.7333	0.7135	0.8643	0.5204	0.7211	0.8685
OUR	facNNFN[90]	1.6300	0.6139	0.6123	1.9709	0.7146	0.7530	1.6200	0.6180	0.8653	
	SMCmF	0.7299	0.6938	0.7156	0.6703	0.7384	0.8954	0.5049	0.7814	0.8954	
PROTEIN	MVI	MEAN[53]	2.4130	0.5821	0.6853	3.1294	0.6431	0.6815	3.4100	0.5124	0.7164
		LR[79]	1.4513	0.5912	0.6653	2.1240	0.6542	0.6844	1.5420	0.5987	0.7265
		GR[8]	1.7214	0.5851	0.6723	1.5430	0.6843	0.6855	1.2541	0.5732	0.7265
		KFMC[32]	1.8120	0.5985	0.6941	1.2314	0.6984	0.6822	1.5421	0.5984	0.7543
	MF	FGSR[31]	1.1241	0.5012	0.6125	1.4310	0.6012	0.6855	1.1542	0.6701	0.7821
		BPMF[72]	1.2540	0.5841	0.6752	1.5400	0.6044	0.6791	1.1543	0.6712	0.7843
	PSD	CMC[62]	0.7531	0.6431	0.6851	0.6753	0.6841	0.6799	0.6521	0.6314	0.7865
		DMC[63]	0.7470	0.6352	0.8953	0.6753	0.7066	0.6835	0.6515	0.6251	0.7843
	LoR	FMC[67]	0.7711	0.6330	0.7230	0.7977	0.7049	0.6713	0.6297	0.7021	0.8415
		NNFN[90]	0.8863	0.5955	0.7531	0.7297	0.6947	0.6754	0.6469	0.6562	0.7842
OUR	facNNFN[90]	1.7790	0.4218	0.6413	1.2160	0.5180	0.6714	0.7329	0.6218	0.7130	
	SMCmF	0.7280	0.6652	0.7978	0.6589	0.7167	0.6983	0.6152	0.7367	0.8792	
CIFAR10	MVI	MEAN[53]	2.3771	0.5890	0.6751	2.2617	0.5764	0.7214	2.9890	0.5420	0.7300
		LR[79]	1.1943	0.6154	0.6765	1.8016	0.6141	0.7431	2.9728	0.5760	0.7519
		GR[8]	1.7185	0.6137	0.6785	1.7094	0.6340	0.7413	1.0981	0.5462	0.6932
		KFMC[32]	2.6162	0.5988	0.6763	2.2726	0.6213	0.7643	1.0983	0.5625	0.6930
	MF	BPMF[72]	1.8000	0.5890	0.6812	27.3600	0.5420	0.6764	1.0246	0.5923	0.7457
		FGSR[31]	1.6956	0.6250	0.6813	1.9594	0.5640	0.6845	1.5417	0.4523	0.7340
	PSD	CMC[62]	0.8614	0.7041	0.7410	0.8892	0.6948	0.7850	0.7141	0.6241	0.7984
		DMC[63]	0.8659	0.7051	0.7530	0.7146	0.7324	0.8542	0.6245	0.6600	0.7854
	LoR	FMC[67]	0.6870	0.7009	0.7190	0.7654	0.7014	0.7997	0.6203	0.7012	0.7090
		NNFN[90]	0.8547	0.7094	0.7642	0.7165	0.6480	0.7985	0.6322	0.6029	0.8012
OUR	facNNFN[90]	1.3299	0.6905	0.6799	1.9478	0.6402	0.7985	3.2316	0.5988	0.7854	
	SMCmF	0.6410	0.7165	0.7721	0.6600	0.7188	0.8019	0.5915	0.6646	0.7973	
			0.6533	0.7192	0.7802	0.6752	0.7130	0.8014	0.5933	0.6500	
									0.7971		

Table 9: Comparisons of RMSE, Recall/nDCG@top20% with $m = 3,000$ search candidates and $n = 200$ query items, where missing ratio $\rho = \{0.7, 0.8, 0.9\}$, rank $r = 100$, $\lambda = 0.001$, $\gamma = 0.001$, and $T = 10,000$. The top 2 performances are highlighted in bold.

Dataset/Method			0.7			0.8			0.9		
			RMSE	Recall	nDCG	RMSE	Recall	nDCG	RMSE	Recall	nDCG
GoogleNews	MVI	MEAN[53]	1.2304	0.7172	0.7849	1.1189	0.6905	0.8178	1.0655	0.6582	0.6775
		LR[79]	1.3688	0.6573	0.7639	1.1774	0.6436	0.7404	1.1036	0.6291	0.6717
		GR[8]	1.4860	0.6677	0.7850	2.3145	0.6348	0.7455	3.1756	0.6116	0.6712
		KFMC[32]	1.3280	0.6787	0.7043	1.1758	0.6499	0.7720	2.1283	0.6115	0.6735
	MF	FGSR[31]	1.5632	0.6858	0.7543	1.1230	0.6754	0.8942	1.5241	0.6724	0.6775
		BPMF[72]	1.1243	0.6833	0.7653	1.5420	0.5234	0.8543	1.4321	0.6782	0.6580
	PSD	CMC[62]	0.8931	0.6853	0.7231	0.8117	0.5897	0.8693	0.5987	0.6640	0.6812
		DMC[63]	0.7922	0.6898	0.7933	0.7452	0.5963	0.8954	0.5690	0.6872	0.6843
	LoR	FMC[67]	0.8958	0.6919	0.7999	0.8493	0.6908	0.7280	0.6269	0.6644	0.6843
		NNFN[90]	1.4652	0.6006	0.8643	0.8431	0.5906	0.7540	0.5883	0.5902	0.6854
OUR	facNNFN[90]	1.5710	0.6090	0.8944	1.5550	0.6209	0.7644	0.8750	0.6209	0.6530	
	SMCmF	0.7821	0.7080	0.8900	0.6645	0.7630	0.7960	0.5444	0.7125	0.6897	
ImageNet	MVI	MEAN[53]	6.7102	0.5280	0.6962	4.4416	0.4547	0.5812	1.5308	0.5380	0.7935
		LR[79]	1.2252	0.5811	0.6961	1.5743	0.7981	0.5776	1.1619	0.5754	0.7918
		GR[8]	1.8592	0.5701	0.6963	1.1309	0.6521	0.5760	2.3223	0.4613	0.7917
		KFMC[32]	1.7922	0.5764	0.6892	1.3898	0.6809	0.7083	2.6780	0.5397	0.7919
	MF	FGSR[31]	1.7250	0.6990	0.6807	1.6170	0.6990	0.7074	1.7776	0.5299	0.7807
		BPMF[72]	1.4200	0.6914	0.6893	1.5600	0.6286	0.6923	2.8260	0.5314	0.7897
	PSD	CMC[62]	0.9073	0.6580	0.6896	0.6322	0.6237	0.6893	0.6180	0.6360	0.7841
		DMC[63]	0.7411	0.6280	0.6886	0.6391	0.6220	0.6862	0.5983	0.6474	0.7854
	LoR	FMC[67]	0.5789	0.6196	0.6661	0.7301	0.6717	0.6997	0.6109	0.6175	0.7654
		NNFN[90]	0.6366	0.6091	0.6863	0.6997	0.6790	0.6763	0.7661	0.5619	0.7854
OUR	facNNFN[90]	1.2193	0.5927	0.6876	3.7254	0.5678	0.6764	3.2501	0.6030	0.7923	
	SMCmF	0.5762	0.6230	0.6921	0.6106	0.6719	0.7648	0.5955	0.6517	0.7948	
MNIST	MVI	MEAN[53]	4.3180	0.5686	0.6716	6.1985	0.5144	0.6420	1.0775	0.5723	0.6753
		LR[79]	1.7631	0.5681	0.7393	1.4520	0.5107	0.6836	1.1607	0.5710	0.6734
		GR[8]	1.6997	0.5684	0.7574	1.5506	0.5718	0.6846	1.2489	0.5796	0.6732
		KFMC[32]	1.1844	0.5682	0.7520	1.0467	0.5711	0.6846	1.5782	0.5804	0.6744
	MF	FGSR[31]	1.1400	0.5956	0.7262	1.7700	0.5956	0.6262	1.0010	0.5956	0.6262
		BPMF[72]	0.8578	0.5956	0.7262	1.4304	0.5956	0.6262	0.9318	0.5956	0.6262
	PSD	CMC[62]	0.9375	0.5824	0.7885	0.9515	0.5838	0.6852	0.6841	0.5787	0.5844
		DMC[63]	0.7385	0.5778	0.7653	0.8565	0.5838	0.6854	0.6632	0.5787	0.5863
	LoR	FMC[67]	0.7231	0.5785	0.6965	0.8480	0.6180	0.6697	0.6618	0.6774	0.7196
		NNFN[90]	0.7025	0.5763	0.7623	0.8963	0.5822	0.6866	0.7007	0.5796	0.5865
OUR	facNNFN[90]	1.4114	0.5722	0.7852	1.0728	0.5711	0.6912	1.2450	0.5686	0.5877	
	SMCmF	0.6509	0.6400	0.7889	0.8312	0.6330	0.6981	0.6521	0.6350	0.7512	
PROTEIN	MVI	MEAN[53]	3.2905	0.5811	0.6859	4.1765	0.6791	0.6850	5.0652	0.5700	0.7354
		LR[79]	2.6848	0.5392	0.6916	3.4045	0.6736	0.6807	3.1311	0.6271	0.7087
		GR[8]	2.6753	0.5801	0.6940	1.5771	0.6753	0.6825	2.2553	0.7206	0.7075
		KFMC[32]	1.0109	0.5606	0.6933	1.8972	0.6738	0.6822	1.5423	0.7263	0.7178
	MF	FGSR[31]	1.1800	0.4969	0.6232	1.1710	0.5969	0.7232	1.1380	0.6969	0.7023
		BPMF[72]	0.7658	0.5969	0.6232	0.7990	0.6969	0.7232	1.1082	0.6969	0.7023
	PSD	CMC[62]	0.7477	0.5931	0.6540	0.7888	0.6906	0.7284	0.7166	0.6883	0.7412
		DMC[63]	0.8308	0.6131	0.6976	0.7807	0.6913	0.7285	0.7150	0.6882	0.7541
	LoR	FMC[67]	0.7145	0.6197	0.6997	0.8116	0.6935	0.6997	0.7347	0.6688	0.6958
		NNFN[90]	0.8532	0.6130	0.6924	0.7909	0.7134	0.7386	0.8553	0.6801	0.7630
OUR	facNNFN[90]	0.9242	0.6211	0.6953	0.7930	0.7107	0.7389	0.9589	0.7212	0.7764	
	SMCmF	0.7096	0.6467	0.7197	0.7083	0.7363	0.7493	0.6729	0.7352	0.7516	
CIFAR10	MVI	MEAN[53]	1.3288	0.6542	0.7839	5.3787	0.6230	0.6791	1.1631	0.6205	0.7462
		LR[79]	1.5060	0.6833	0.7810	2.4600	0.6314	0.6773	2.3465	0.5829	0.7870
		GR[8]	1.4112	0.6429	0.7864	3.8330	0.6130	0.6798	1.5646	0.6396	0.7882
		KFMC[32]	1.9599	0.6852	0.7946	2.1048	0.6011	0.6791	1.5563	0.6067	0.7867
	MF	BPMF[72]	1.6420	0.6101	0.7417	2.0260	0.6013	0.6742	3.7330	0.6101	0.7942
		FGSR[31]	1.1000	0.6265	0.7969	1.7000	0.6530	0.6797	1.0330	0.6053	0.7969
	PSD	CMC[62]	0.8864	0.6288	0.7540	0.7510	0.6350	0.6854	0.5720	0.6081	0.7854
		DMC[63]	0.8323	0.6288	0.7643	0.7352	0.6538	0.6865	0.5956	0.6078	0.7863
	LoR	FMC[67]	0.8145	0.6303	0.7907	0.8116	0.6333	0.6400	0.5648	0.6134	0.7565
		NNFN[90]	0.7388	0.6806	0.7430	0.5308	0.6872	0.6854	0.5930	0.6088	0.7865
OUR	facNNFN[90]	1.3090	0.6211	0.7430	0.8360	0.6112	0.6914	0.8173	0.6012	0.7842	
	SMCmF	0.7137	0.6458	0.7950	0.7174	0.6625	0.6929	0.5610	0.6208	0.7949	
			0.7138	0.6454	0.7910	0.7080	0.6610	0.6525	0.5365	0.6238	0.7941

C.3 Efficiency Evaluation

C.3.1 Remaining Results of Efficiency. Fig.2-Fig.5 show the remaining results about Efficiency with various rank r on various datasets with search candidates $n = 1,000$ and query items $n = 200$.

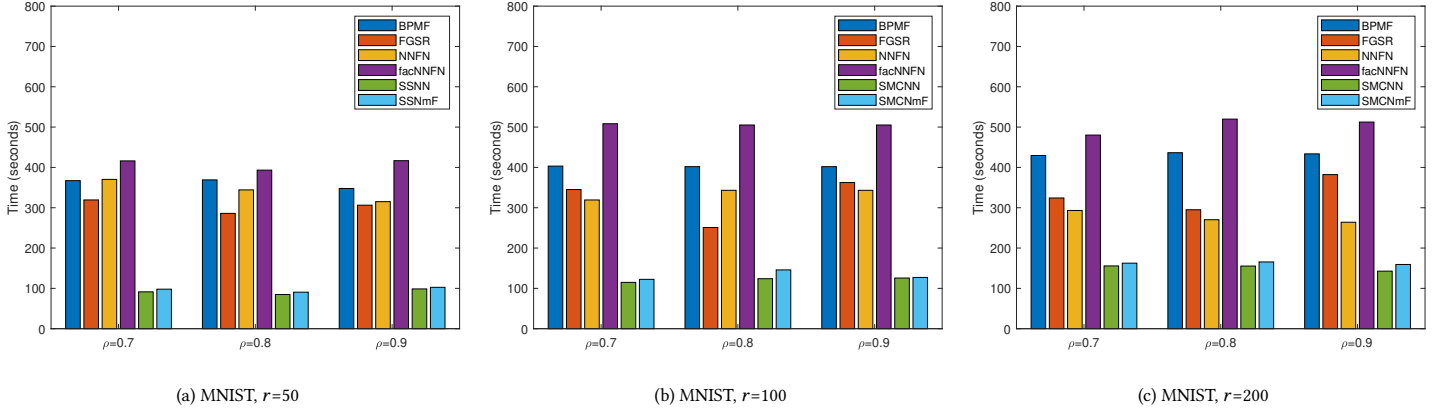


Figure 2: Running Time versus ρ on MNIST dataset, with $m = 1,000$ search candidates and $n = 200$ query items, with rank $r = \{50, 100, 200\}$, $\lambda = 0.001$, $\gamma = 0.001$, $T = 10,000$. (Best viewed in $\times 2$ sized color pdf file)

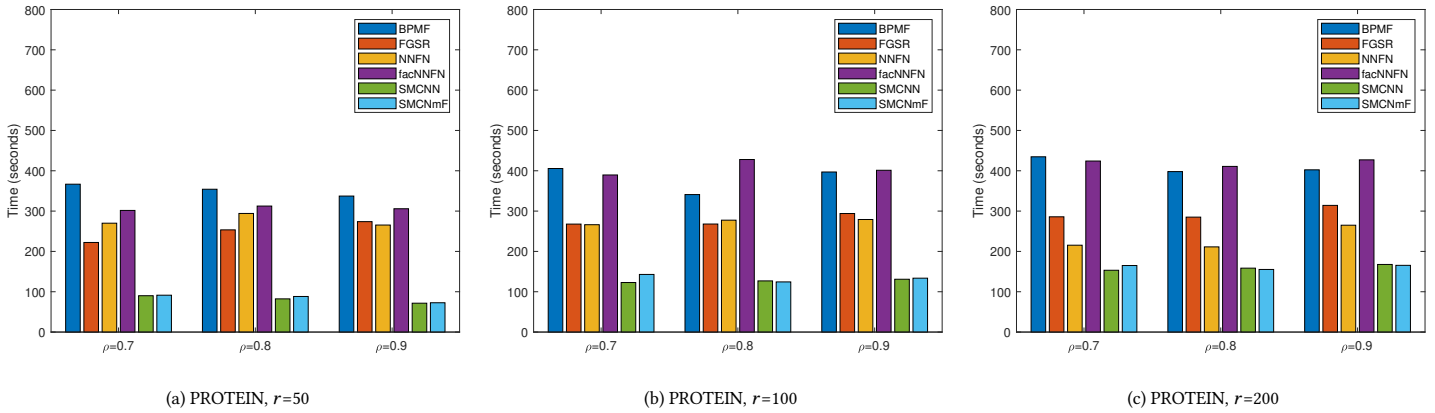


Figure 3: Running Time versus ρ on PROTEIN dataset, with $m = 1,000$ search candidates and $n = 200$ query items, with rank $r = \{50, 100, 200\}$, $\lambda = 0.001$, $\gamma = 0.001$, $T = 10,000$. (Best viewed in $\times 2$ sized color pdf file)

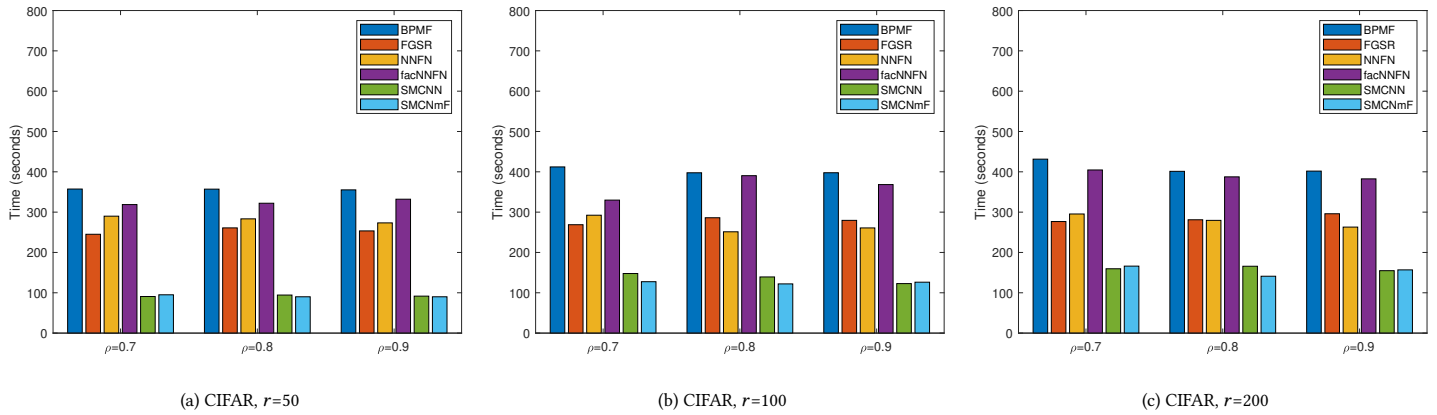


Figure 4: Running Time versus ρ on CIFAR dataset, with $m = 1,000$ search candidates and $n = 200$ query items, with rank $r = \{50, 100, 200\}$, $\lambda = 0.001$, $\gamma = 0.001$, $T = 10,000$. (Best viewed in $\times 2$ sized color pdf file)

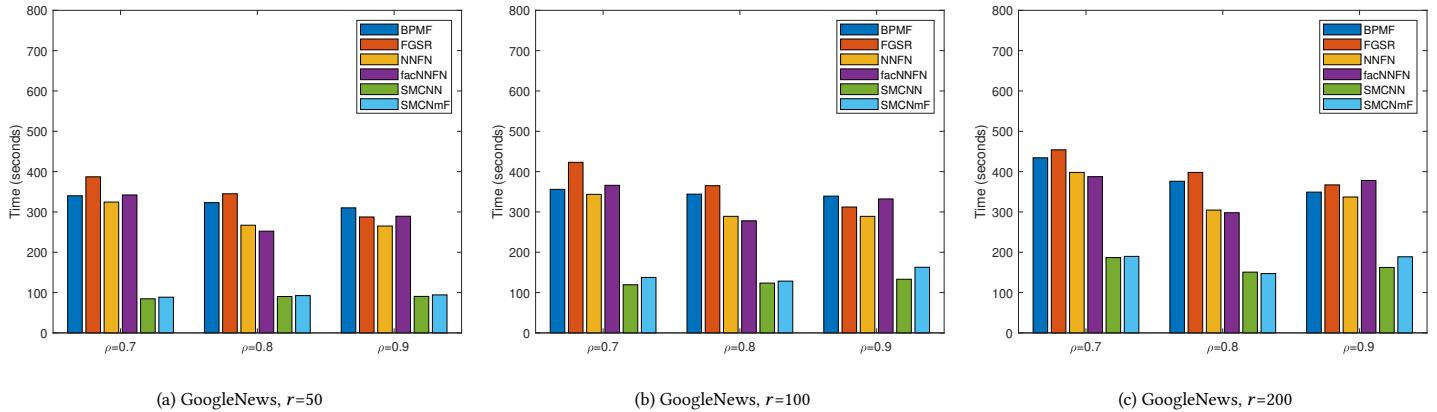


Figure 5: Running Time versus ρ on GoogleNews dataset, with $m = 1,000$ search candidates and $n = 200$ query items, with rank $r = \{50, 100, 200\}$, $\lambda = 0.001$, $\gamma = 0.001$, $T = 10,000$. (Best viewed in $\times 2$ sized color pdf file)

C.4 Hyperparameters Analysis

C.4.1 Rank r . Fig.6-Fig.8 show the RMSE/Recall varying with Rank(V)= r on various datasets with various missing ratio ρ , fixed $\lambda = 0.001$ and fixed $\gamma = 0.001$. Combining the RMSE and Recall, it is obvious that the RMSE of both SMCNN and SMCNMF decreases with the increasing number of rank r on various datasets, and the corresponding Recall shows the opposite tendencies.

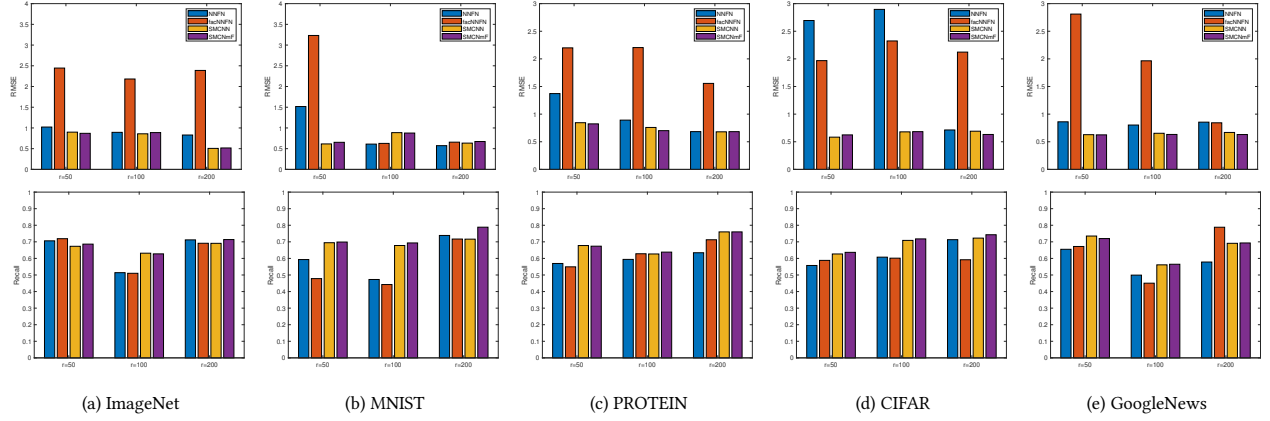


Figure 6: RMSE/Recall@20% versus rank on various dataset, with $m = 1,000$ search candidates and $n = 200$ query items, where missing ratio $\rho = 0.7$, rank $r = 50, 100, 200$, $\lambda = 0.001$, $\gamma = 0.001$, iterations $T = 10,000$.

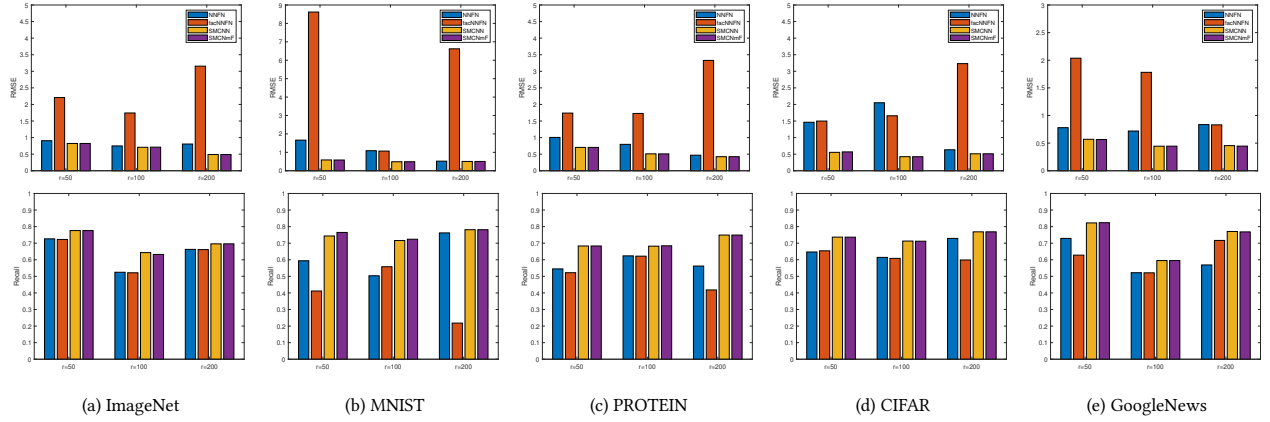


Figure 7: RMSE/Recall@20% versus rank on various dataset, with $m = 1,000$ search candidates and $n = 200$ query items, where missing ratio $\rho = 0.8$, rank $r = 50, 100, 200$, $\lambda = 0.001$, $\gamma = 0.001$, iterations $T = 10,000$.

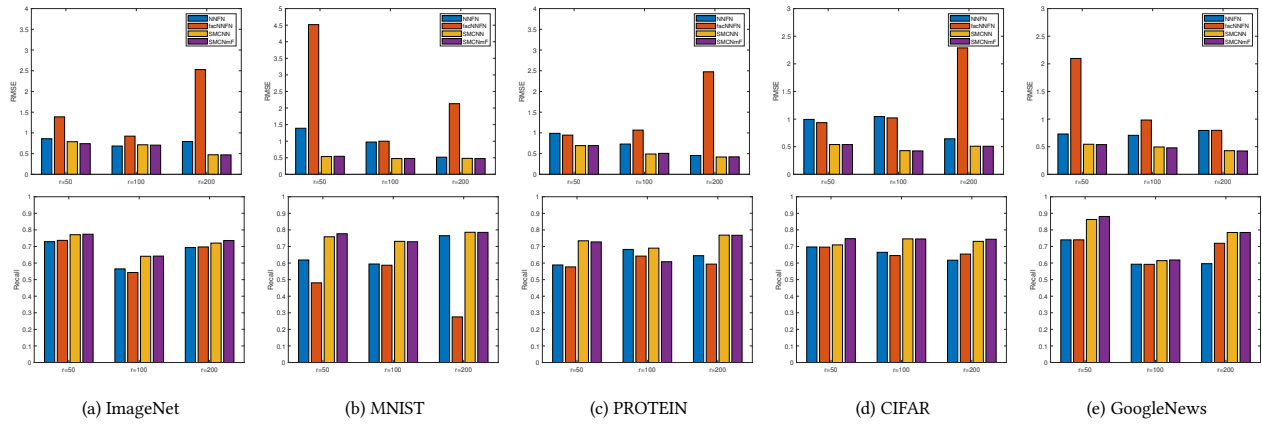


Figure 8: RMSE/Recall@20% versus rank on various dataset, with $m = 1,000$ search candidates and $n = 200$ query items, where missing ratio $\rho = 0.9$, rank $r = 50, 100, 200$, $\lambda = 0.001$, $\gamma = 0.001$, iterations $T = 10,000$.

C.4.2 *Weighted Parameter λ* . Fig.9-Fig.11 show RMSE/Recall varying with weighted parameter λ on various datasets with various missing ratio ρ , and fixed rank $r = 100$, and $\gamma = 0.001$. It is obvious to find that the RMSE first decreases from $\lambda = 0.0001$ to $\lambda = 0.01$, and increases from $\lambda = 0.1$ to $\lambda = 10$ on ImageNet, MNIST, and PROTEIN datasets. However, the RMSE changes a little on CIFAR datasets. It is probably caused by the different data distribution across different datasets. Correspondingly, recall shows the same tendencies on various datasets.

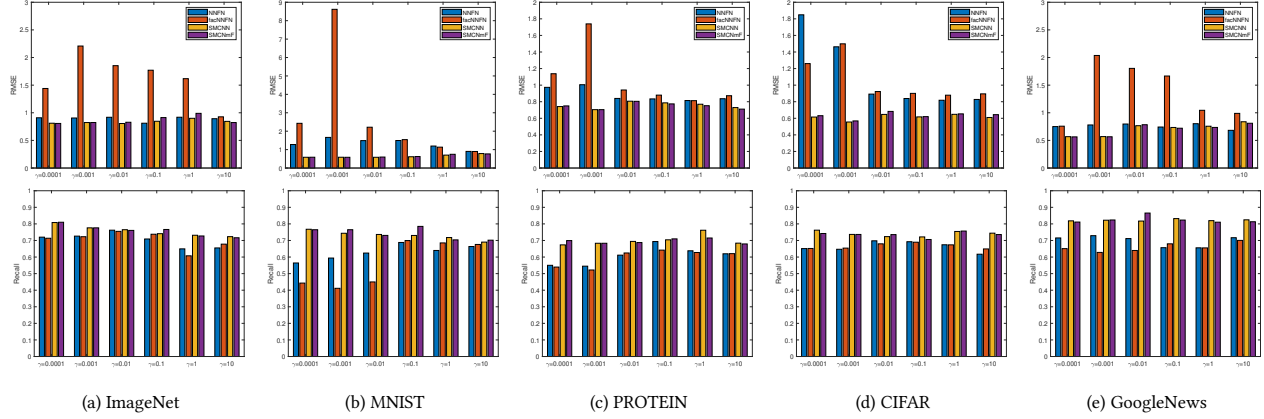


Figure 9: RMSE/Recall@top20% versus λ on various dataset, with $m = 1,000$ search candidates and $n = 200$ query items, where missing ratio $\rho = 0.7$, rank $r = 100$, $\gamma = 0.001$, iterations $T = 10,000$.

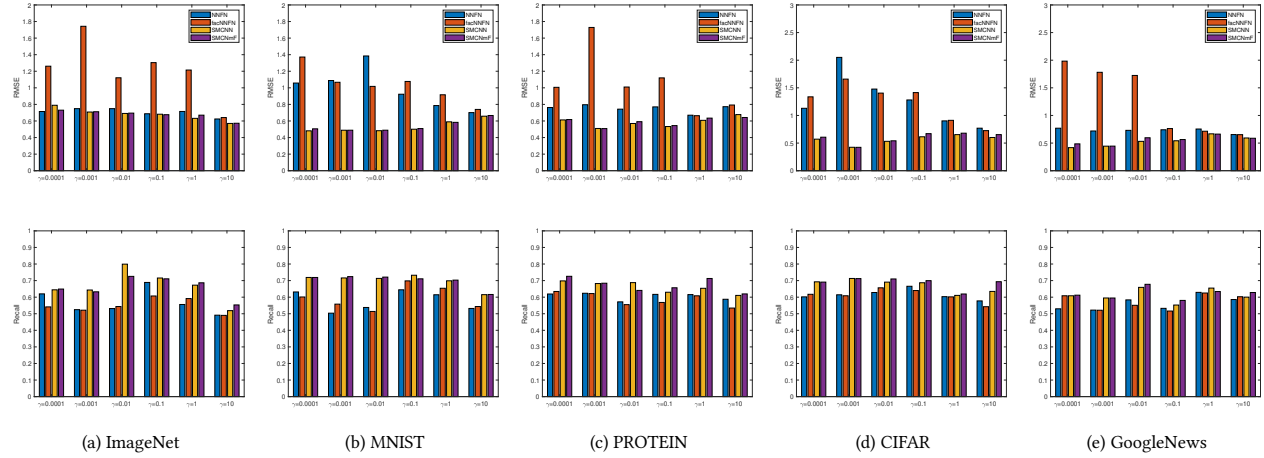


Figure 10: RMSE/Recall@top20% versus λ on various dataset, with $m = 1,000$ search candidates and $n = 200$ query items, where missing ratio $\rho = 0.8$, rank $r = 100$, $\gamma = 0.001$, iterations $T = 10,000$.

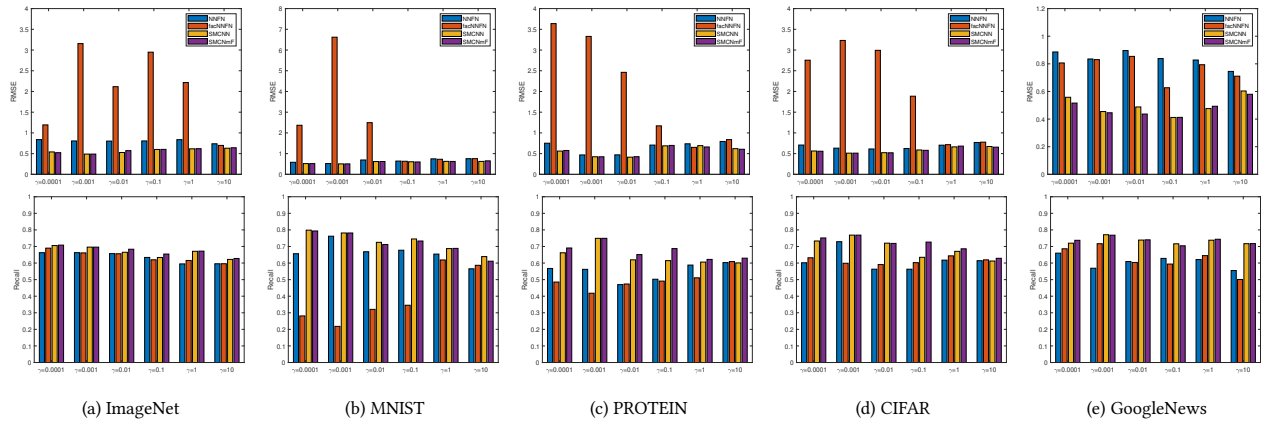


Figure 11: RMSE/Recall@top20% versus λ on various dataset, with $m = 1,000$ search candidates and $n = 200$ query items, where missing ratio $\rho = 0.9$, rank $r = 100$, $\gamma = 0.001$, iterations $T = 10,000$.

C.4.3 Stepsize γ . Fig.12-Fig.14 show the RMSE/Recall varying with stepsize γ on various datasets with various missing ratio ρ , fixed rank $r = 100$, and fixed $\lambda = 0.001$. Similar to the analysis about λ , the RMSE of SMCNN/SMCNmF shows different performances on different datasets. Specifically, we find that both SMCNN/SMCNmF perform stably on MNIST and PROTEIN datasets with a fixed λ and various γ . However, the performance is not such stable on the ImageNet and CIFAR datasets. The corresponding recall shows the same tendencies.

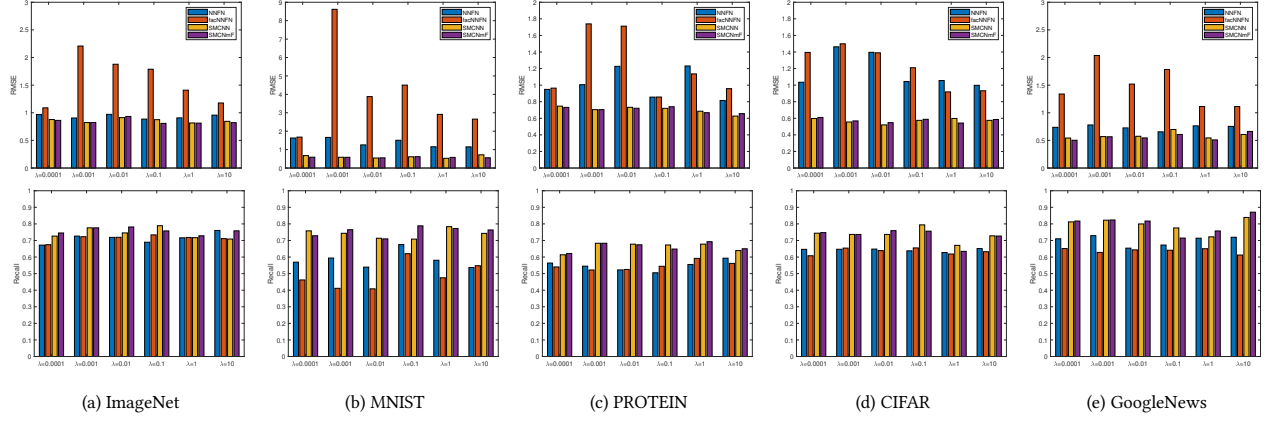


Figure 12: RMSE/Recall@top20% versus λ on various dataset, with $m = 1,000$ search candidates and $n = 200$ query items, where missing ratio $\rho = 0.7$, rank $r = 100$, $\gamma = 0.001$, iterations $T = 10,000$.

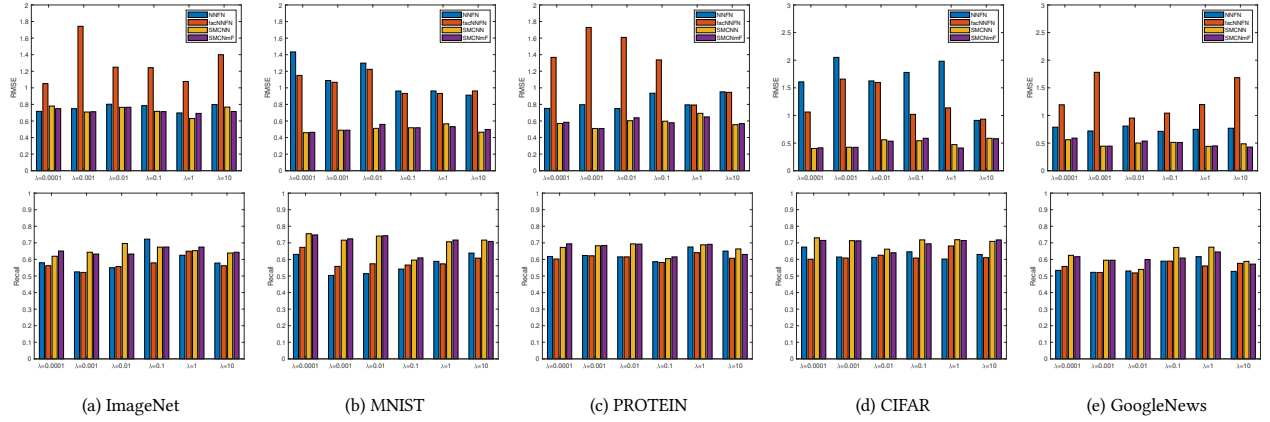


Figure 13: RMSE/Recall@top20% versus γ on various dataset, with $m = 1,000$ search candidates and $n = 200$ query items, where missing ratio $\rho = 0.8$, rank $r = 100$, $\lambda = 0.001$, iterations $T = 10,000$.

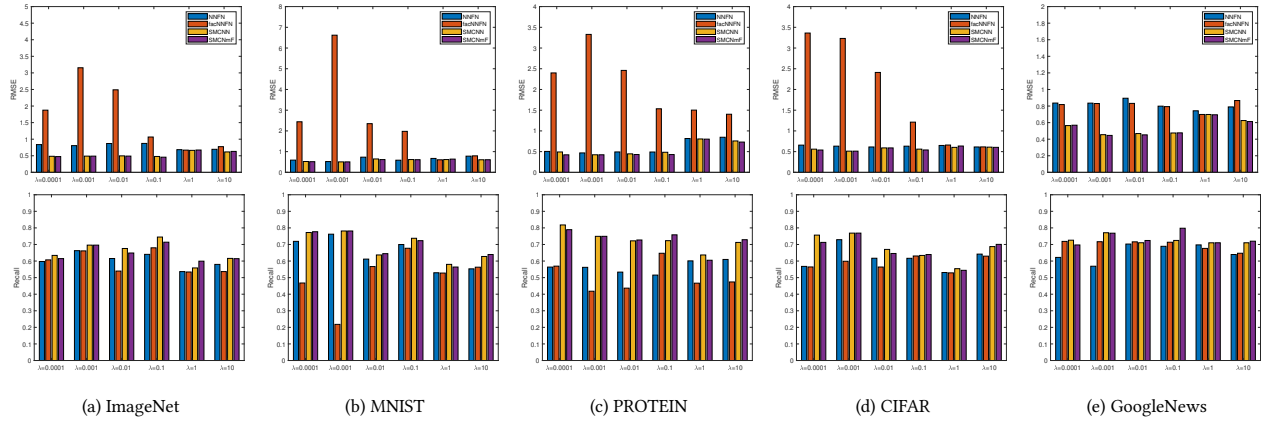


Figure 14: RMSE/Recall@top20% versus λ on various dataset, with $m = 1,000$ search candidates and $n = 200$ query items, where missing ratio $\rho = 0.9$, rank $r = 100$, $\gamma = 0.001$, iterations $T = 10,000$.