

The Devil is in the Sources! Knowledge Enhanced Cross-Domain Recommendation in an Information Bottleneck Perspective

Binbin Hu*
bin.hbb@antfin.com
Ant Group
China, Hangzhou

Ziqi Liu
ziqiliu@antgroup.com
Ant Group
China, Hangzhou

Weifan Wang*
weifan.wwf@antgroup.com
Ant Group
China, Hangzhou

Bin Shen
ringo.sb@antgroup.com
Ant Group
China, Hangzhou

Shuhan Wang
hanshu.wsh@antgroup.com
Ant Group
China, Hangzhou

Yong He
heyong.h@antgroup.com
Ant Group
China, Hangzhou

Jiawei Chen[†]
sleepyhunt@zju.edu.cn
Zhejiang University
China, Hangzhou

Abstract

Cross-domain Recommendation (CDR) aims to alleviate the data sparsity and the cold-start problems in traditional recommender systems by leveraging knowledge from an informative source domain. However, previously proposed CDR models pursue an imprudent assumption that the entire information from the source domain is equally contributed to the target domain, neglecting the evil part that is completely irrelevant to users' intrinsic interest. To address this concern, in this paper, we propose a novel knowledge enhanced cross-domain recommendation framework named CoTRANS, which remolds the core procedures of CDR models with: *Compression* on the knowledge from the source domain and *Transfer* of the purity to the target domain. Specifically, following the theory of Graph Information Bottleneck, CoTRANS first compresses the source behaviors with the perception of information from the target domain. Then to preserve all the important information for the CDR task, the feedback signals from both domains are utilized to promote the effectiveness of the transfer procedure. Additionally, a knowledge-enhanced encoder is employed to narrow gaps caused by the non-overlapped items across separate domains. Comprehensive experiments on three widely used cross-domain datasets demonstrate that CoTRANS significantly outperforms both single-domain and state-of-the-art cross-domain recommendation approaches.

*Both authors contributed equally to this research.

[†]Corresponding author.

Permission to make digital or hard copies of all or part of this work for personal or classroom use is granted without fee provided that copies are not made or distributed for profit or commercial advantage and that copies bear this notice and the full citation on the first page. Copyrights for third-party components of this work must be honored. For all other uses, contact the owner/author(s).
CIKM '24, October 21–25, 2024, Boise, ID, USA
© 2024 Copyright held by the owner/author(s).
ACM ISBN 979-8-4007-0436-9/24/10
<https://doi.org/10.1145/3627673.3679595>

CCS Concepts

• Information systems → Collaborative filtering.

Keywords

Cross-domain recommendation, Information bottleneck, Graph neural network

ACM Reference Format:

Binbin Hu, Weifan Wang, Shuhan Wang, Ziqi Liu, Bin Shen, Yong He, and Jiawei Chen. 2024. The Devil is in the Sources! Knowledge Enhanced Cross-Domain Recommendation in an Information Bottleneck Perspective. In *Proceedings of the 33rd ACM International Conference on Information and Knowledge Management (CIKM '24)*, October 21–25, 2024, Boise, ID, USA. ACM, New York, NY, USA, 10 pages. <https://doi.org/10.1145/3627673.3679595>

1 Introduction

To alleviate information overload on the web and understand user preferences, recommender systems have become the key component for online marketplaces and achieved great success. Over the past decades, a variety of strategies have been developed to harness users' historical behaviors to enhance the quality of recommendation, ranging from traditional collaborative filtering [20, 27] and deep neural networks [11] to sequential modeling [15] and graph learning [8, 24]. Despite the advancements, recommender systems still grapple with the issues of data sparsity and the cold-start problem, significantly hindering the ability to capture user interests accurately and efficiently.

To address these headaches, researchers have recently resorted to the Cross-Domain Recommendation (CDR) that effectively transfers knowledge from informative scenarios (source domain) to improve the learning process of poor scenarios with sparse interactions (target domain). Earlier work [22, 41, 42] aims at learning shared knowledge through embedding-level mapping and alignment across different domains, followed by a multi-task learning paradigm. However, these methods commonly learn a unified mapping function shared by all users through a shallow architecture, thus resulting in inflexible representation transferring. Further, more advanced

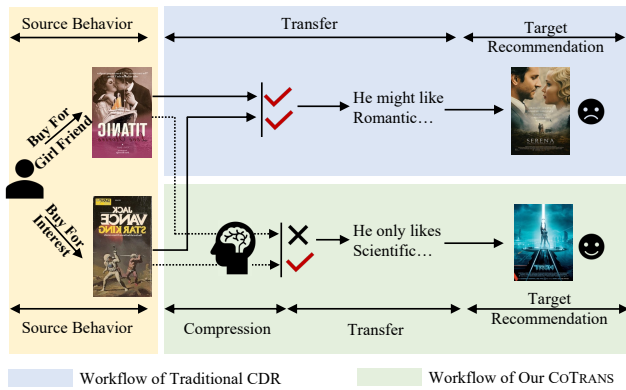


Figure 1: Illustration of the workflow of our CoTRANS compared with traditional CDR methods.

architectures are proposed to establish correlations across different domains for more precise recommendations. In particular, recent approaches towards CDR mainly focus on the following three aspects: i) fine-grained sequential pattern transferring [17, 25] via a deep attention mechanism ii) effectively characterizing user-specific preference in CDR with meta-learning [35, 44] and iii) flexibly incorporating rich auxiliary information (e.g., taxonomy) into CDR with graph learning [7, 21, 40] and contrastive learning [2, 36]. Although substantial advancements have been made, most of them commonly overlook such an essential question “For each user, does all knowledge from source domains deserve being transferred?”

Generally, most methods tailored for CDR assume that the entirety of information from the source domain is equally potential to be beneficial to the target domain. Unfortunately, it may not hold in most scenarios, especially for complex real-world applications, as interactions (e.g., click or purchase) of a certain user towards items are not completely motivated by his/her interests. Taking Fig. 1 as an example, although a user has purchased two books, it is possible that only the science fiction genre truly aligns with his genuine interests. This suggests that not all behavior history is reflective of users’ actual preferences, even contaminated with extraneous noise stemming from accidental clicks or other non-intentional actions [6, 31]. Subsequently, blindly fitting the observational behavior data in the source domains without considering the inherent correlation with target domains may seriously deteriorate the effectiveness of CDR, as illustrated in the upper part of Fig. 1.

To tackle this challenge, we aim to harness abundant behaviors from source domains to facilitate preference learning in target domains upon graph neural network architecture in a more principled way. That is, we anatomize the procedure of CDR into two subtasks: *Compression* and *Transfer*. Specifically, as shown in the bottom part of Fig. 1, our workflow adaptively discard target-irrelevant behaviors from the source “Book” domain (i.e., *Compression*) and preserve the core knowledge for the recommendation of the target “Movie” domain (i.e., *Transfer*). We borrow the main idea of graph information bottleneck theory [30, 33] (GIB) due to its ability to extract the minimum sufficient information — which is closely aligned with the goal of CDR to maintain the efficient and relevant information flow

from source to target domains. Although the graph information bottleneck holds great potential for enhancing CDR tasks, the solution is quite challenging. Firstly, the identification of important and relevant user behaviors in the source domain is inherently dependent on their behaviors within target domains, highlighting the necessity for the *Compression* process to incorporate considerations of the target domain-specific contexts. Furthermore, in many scenarios, distinct domains may not have overlapping items [9, 21], potentially leading to completely different item feature space. Bridging this content gap is essential for enabling effective *Transfer*.

To this end, we propose an innovative knowledge enhanced cross-domain recommendation framework CoTRANS that effectively *Compresses* important information in source domains and then *Transfers* to the target domains. For the *Compression* process, we creatively leverage the users’ behaviors in the target domains to guide the graph information bottleneck, allowing the procedure to efficiently identify and prioritize information that is essential for the target domain. As for the process of *Transfer*, the purified source information, together with information from the target domain, contribute to the prediction task in both domains. Thus, more robust decisions could be made for the recommendation. Besides, the content gap arising from non-overlapping items between distinct domains significantly hampers effective knowledge integration during both the *Compression* and *Transfer* processes. We have empirically validated this assertion (see Section 4.3) — without an intermediary to facilitate knowledge propagation between domains, attempting to directly transfer knowledge from one domain to another could be ineffective or even harmful. To eliminate the knowledge isolation between domains, we introduce an open-sourced Knowledge Graph [1] to infer the item embedding, serving as a bridge for effective knowledge propagation.

We summarize our main contributions as follows: i) We reformulate the CDR task from the perspective of the Information Bottleneck and propose an innovative paradigm for CDR task, i.e., *Compression* and *Transfer*. To the best of our knowledge, we are the first effort to reveal the intrinsic of CDR task from the GIB perspective with full consideration of behaviors in target domains. ii) We introduce a knowledge enhanced encoder, which employs a knowledge graph (KG) as the intermediary between different domains, thus overcoming the information heterogeneity between different domains that hinders knowledge propagation. iii) We compare CoTRANS to extensive algorithms including both single-domain and cross-domain recommenders, achieving significant improvements on all CDR datasets.

2 Preliminary

2.1 Problem Statement

Cross-Domain Recommendation (CDR) is designed to improve the recommendation performance on the target domain via utilizing data from another source domain. With the user set \mathcal{U}^S (\mathcal{U}^T) and the item set \mathcal{I}^S (\mathcal{I}^T) of the source (target) domain \mathcal{S} (\mathcal{T}), we define the implicit feedback matrix as $\mathbf{Y}^S \in \{0, 1\}^{|\mathcal{U}^S| \times |\mathcal{I}^S|}$ ($\mathbf{Y}^T \in \{0, 1\}^{|\mathcal{U}^T| \times |\mathcal{I}^T|}$), where $y_{u,i}^S = 1$ ($y_{u,i}^T = 1$) if and only if there exists a interaction between the user u and item i in the source (target) domain. The goal of CDR is to learn the user preference in

the source domain \mathcal{S} and transfer it into the target domain \mathcal{T} to improve the recommendation performance on the target domain. In this paper, we study the situation that has been most widely studied [16, 21, 28, 40] where a set of users is shared in both domains $\mathcal{U}^{\mathcal{S}} = \mathcal{U}^{\mathcal{T}}$, while items are completely non-overlapping across domains (i.e., $\mathcal{I}^{\mathcal{S}} \cap \mathcal{I}^{\mathcal{T}} = \emptyset$).

Recently, Graph-based methods [23, 39] have been demonstrated to be highly effective in generating high-quality user and item representations from historical interactions, thereby exhibiting prominent performance in recommendation. Following previous works [40, 41], this study also focuses on graph-based recommendation. We represent interaction data as a user-item bipartite graph, i.e., $\mathcal{G}^{\mathcal{S}} = \{\mathcal{V}^{\mathcal{S}}, \mathcal{E}^{\mathcal{S}}\}$ ($\mathcal{G}^{\mathcal{T}} = \{\mathcal{V}^{\mathcal{T}}, \mathcal{E}^{\mathcal{T}}\}$) with the node set $\mathcal{V}^{\mathcal{S}} = \mathcal{U}^{\mathcal{S}} \cup \mathcal{I}^{\mathcal{S}}$ ($\mathcal{V}^{\mathcal{T}} = \mathcal{U}^{\mathcal{T}} \cup \mathcal{I}^{\mathcal{T}}$) and the edge set $\mathcal{E}^{\mathcal{S}} = \{(u, i) | u \in \mathcal{U}^{\mathcal{S}}, i \in \mathcal{I}^{\mathcal{S}}, y_{u,i}^{\mathcal{S}} = 1\}$ ($\mathcal{E}^{\mathcal{T}} = \{(u, i) | u \in \mathcal{U}^{\mathcal{T}}, i \in \mathcal{I}^{\mathcal{T}}, y_{u,i}^{\mathcal{T}} = 1\}$).

2.2 Information Bottleneck

Learned from information theory, the identification of relevant information to retain and irrelevant information to discard from input data holds significance. The information bottleneck (IB) theory [30] offers a systematic and principled framework to address this challenge. By compressing the source random variable, IB aims to retain the information essential for accurately predicting the target random variable while disregarding any information that is not relevant to the target variable.

DEFINITION 1. *Information Bottleneck.* Given the original data X with label Y , IB is to obtain a compact and effective representation Z of X . The objective of the IB principle is as follows:

$$\min_Z -I(Y; Z) + \beta I(X; Z), \quad (1)$$

where $I(\cdot; \cdot)$ denotes the mutual information of two random variables, β is a Lagrangian multiplier for balancing the two terms.

Recently, the information bottleneck principle has also been employed to learn an essential and minimal graph structure.

DEFINITION 2. *Graph Information Bottleneck.* Given a graph $\mathcal{G} = \{\mathcal{V}, \mathcal{E}\}$ and its label information Y , the graph information principle aims at discovering the optimal graph $\hat{\mathcal{G}} = \{\hat{\mathcal{V}}, \hat{\mathcal{E}}\}$ through:

$$\min_{\hat{\mathcal{G}}} -I(Y; \hat{\mathcal{G}}) + \beta I(\mathcal{G}; \hat{\mathcal{G}}), \quad (2)$$

where $\hat{\mathcal{V}}$ and $\hat{\mathcal{E}}$ represent the task-relevant set of nodes and edges of the original graph \mathcal{G} respectively.

3 Methodology

In this section, we present our proposed approach CoTRANS, an innovative cross-domain recommendation framework guided by the graph information bottleneck that Compresses and then Transfers user preference from source domains to facilitate the recommendation performance in target domains.

3.1 Cross-domain Recommendation under Graph Information Bottleneck

We first reformulate the CDR task from the perspective of the graph information bottleneck and then demystify the underlying reasons.

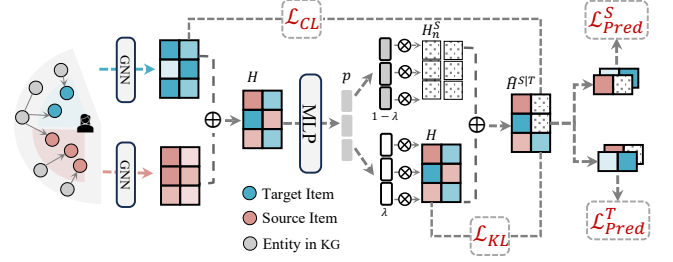


Figure 2: The overall architecture of the proposed CoTRANS.

3.1.1 Formulation. In our study, we are interested in learning the core behavior sub-graph of a user from the source domain \mathcal{S} with the careful consideration of his/her interactions in the target domain \mathcal{T} , which efficiently encapsulates user preference within source domains, ensuring that only the most relevant and impactful knowledge is retained. Consequently, we establish the fundamental bridge between the graph information bottleneck and CDR as follows:

DEFINITION 3. *Graph Information Bottleneck Towards CDR.* Given a user's behavior graph $\mathcal{G}^{\mathcal{S}}$ and feedback matrix $Y^{\mathcal{S}}$ in the source domain \mathcal{S} , paired with his/her behavior graph $\mathcal{G}^{\mathcal{T}}$ and $Y^{\mathcal{T}}$ in target domain \mathcal{T} , our goal is to obtain most relevant/important behaviors towards target domains, denoted as $\hat{\mathcal{G}}^{\mathcal{S}|\mathcal{T}}$,

$$\min_{\hat{\mathcal{G}}^{\mathcal{S}|\mathcal{T}}} \underbrace{\beta I(\mathcal{G}^{\mathcal{S}}; \hat{\mathcal{G}}^{\mathcal{S}|\mathcal{T}} | \mathcal{G}^{\mathcal{T}})}_{\text{Compression}} - \underbrace{I(Y^{\mathcal{T}}; \hat{\mathcal{G}}^{\mathcal{S}|\mathcal{T}} | \mathcal{G}^{\mathcal{T}}) - I(Y^{\mathcal{S}}; \hat{\mathcal{G}}^{\mathcal{S}|\mathcal{T}} | \mathcal{G}^{\mathcal{T}})}_{\text{Transfer}}. \quad (3)$$

Intuitively, in the settings of CDR, the graph information bottleneck aims to learn the core behavior of the source domains via the following *Compression* and *Transfer* procedures:

- We introduce the users' behaviors in the target domains into the information bottleneck for a more rational compression, allowing our framework to prioritize information that is essential for the target domain. In particular, guided by signals in the target domains, target-irrelevant information from the source domains is efficiently discarded by minimizing the term $I(\mathcal{G}^{\mathcal{S}}; \hat{\mathcal{G}}^{\mathcal{S}|\mathcal{T}} | \mathcal{G}^{\mathcal{T}})$.
- In the settings of CDR, signals pertinent to the recommendation task should be effectively maintained across both the source and target domains since the efficacy of the CDR system hinges on its ability to leverage informative cues from one domain to enhance its predictions in another. Therefore, the transfer module guarantees the information preservation in the source domain by maximizing the term $I(Y^{\mathcal{S}}; \hat{\mathcal{G}}^{\mathcal{S}|\mathcal{T}} | \mathcal{G}^{\mathcal{T}})$ and performance effective transfer of task-relevant signals to target domains by maximizing $I(Y^{\mathcal{T}}; \hat{\mathcal{G}}^{\mathcal{S}|\mathcal{T}} | \mathcal{G}^{\mathcal{T}})$.

3.1.2 Why it works ? The innovative formulation allows us to examine the CDR task through the lens of information theory, potentially inducing a robust approach that is resilient against noise and superfluous structures within real-world recommender systems. In particular, we provide a theoretical guarantee as follows:

LEMMA 1. Given a pair of behavior graphs $(\mathcal{G}^{\mathcal{S}}, \mathcal{G}^{\mathcal{T}})$ for both domains and corresponding feedback matrix $\{Y^{\mathcal{S}}, Y^{\mathcal{T}}\}$, let $\hat{\mathcal{G}}^{\mathcal{S}}$ represent

users' redundant behaviors in the source domain that are irrelevant to their true preference. Then the following inequality holds:

$$I(\hat{\mathcal{G}}^{S|\mathcal{T}}; \hat{\mathcal{G}}^S | \mathcal{G}^{\mathcal{T}}) \leq -I(\mathbf{Y}^{\mathcal{T}}; \hat{\mathcal{G}}^{S|\mathcal{T}} | \mathcal{G}^{\mathcal{T}}) - I(\mathbf{Y}^{\mathcal{S}}; \hat{\mathcal{G}}^{S|\mathcal{T}} | \mathcal{G}^{\mathcal{T}}) + I(\mathcal{G}^{\mathcal{S}}; \hat{\mathcal{G}}^{S|\mathcal{T}} | \mathcal{G}^{\mathcal{T}}). \quad (4)$$

In short, the lemma clearly tells that our reformulated objective of graph information bottleneck for CDR (*i.e.*, Eq. (3)) is an upper bound of conditional mutual information $I(\hat{\mathcal{G}}^{S|\mathcal{T}}; \mathcal{G}_n^S | \mathcal{G}^{\mathcal{T}})$ when $\beta = 1$. In other words, optimizing objective in Eq. (3) is equivalent to minimizing the mutual information between the core sub-graph $\hat{\mathcal{G}}^{S|\mathcal{T}}$ and noisy structure $\hat{\mathcal{G}}^S$. Hence, it provides a theoretical guarantee that our formulation leads to the noise invariance property for CDR by discarding the information from the source domains that have no benefit to the final recommendation task in the target domain. A detailed proof is given in Appendix A.1.

3.2 Instantiation of CoTRANS

To this end, the reformed CoTRANS under Graph Information Bottleneck has provided a novel and advanced solution for CDR: (1) CoTRANS operates a customized compression upon information in the source domain, enabled by discerning personal behaviors in the target domain. (2) CoTRANS promises a stable knowledge transfer by preserving the task-relevant signal in both domains. As a whole, the engagement of compressed source information also vouches for a more controllable transfer procedure. In this section, we will give a deeper insight into CoTRANS and detail how it works to operate the compression and transfer procedures. Specifically, we first introduce the knowledge-enhanced encoder that eliminates the isolation between distinct domains. Subsequently, we will instantiate the compression and transfer procedures of CoTRANS, and reveal the mechanism behind them.

3.2.1 Knowledge-enhanced Encoder. As mentioned in Section 1, the information in the source domain cannot directly serve the target recommendation, since the items are not shared between the source and target domains, causing the distributions of aggregated representations from distinct domains not compatible. To overcome this problem, we design an easily deployed encoder to produce generalized representations by implanting a knowledge graph (KG) with entity set \mathcal{B} between distinct domains. Specifically, we define the correlation between the entities as a matrix $\mathbf{Y}_{e \rightarrow e}$, and provide the mapping between items and entities through the matrix $\mathbf{Y}_{i \rightarrow e}$. For the encoding towards the source domain \mathcal{S} , we organize them with the user-item bipartite graph $\mathcal{G}^{\mathcal{S}}$ (denoted as $\mathbf{Y}_{u \rightarrow i}^{\mathcal{S}}$ below for brevity) as the adjacency matrix $\mathbf{A}_{\mathcal{G}}^{\mathcal{S}}$:

$$\mathbf{A}_{\mathcal{G}}^{\mathcal{S}} = \begin{bmatrix} \mathbf{0} & \mathbf{Y}_{u \rightarrow i}^{\mathcal{S}} & \mathbf{0} \\ \mathbf{Y}_{i \rightarrow u}^{\mathcal{S}} & \mathbf{0} & \mathbf{Y}_{i \rightarrow e} \\ \mathbf{0} & \mathbf{Y}_{e \rightarrow i} & \mathbf{Y}_{e \rightarrow e} \end{bmatrix}, \quad (5)$$

where $\mathbf{Y}_{i \rightarrow u}^{\mathcal{S}}$ and $\mathbf{Y}_{e \rightarrow i}$ is the transpose of matrix $\mathbf{Y}_{u \rightarrow i}^{\mathcal{S}}$ and $\mathbf{Y}_{i \rightarrow e}$, respectively. In our study, we adopt the simple and effective convolution from LightGCN [10] to derive the generalized and informative representations, which utilizes weighted sum aggregators and omits feature transformation and nonlinear activation functions.

$$\mathbf{E}^{\mathcal{S}(l)} = (\mathbf{D}_{\mathcal{G}}^{\mathcal{S}^{-\frac{1}{2}}} \mathbf{A}_{\mathcal{G}}^{\mathcal{S}} \mathbf{D}_{\mathcal{G}}^{\mathcal{S}^{-\frac{1}{2}}}) \mathbf{E}^{\mathcal{S}(l-1)}, \quad (6)$$

where $\mathbf{D}_{\mathcal{G}}^{\mathcal{S}}$ is a diagonal matrix, where each entry $d_{\mathcal{G}_{i,i}}^{\mathcal{S}}$ denotes the number of nonzero entries in the i -th row of $\mathbf{A}_{\mathcal{G}}^{\mathcal{S}}$. And $\mathbf{E}^{\mathcal{S}(0)} = [\mathbf{E}_u^{\mathcal{S}(0)}, \mathbf{E}_i^{\mathcal{S}(0)}, \mathbf{E}_e^{(0)}]$ is the initial input of our encoder where $\mathbf{E}_u^{\mathcal{S}(0)}$ and $\mathbf{E}_e^{(0)}$ are initialized with learnable parameters, $\mathbf{E}_i^{\mathcal{S}(0)}$ is set as the zero matrix since item information cannot be shared across different domains. At last, we extract the L -th layer output of users and items as the generalized representations of CoTRANS, denoted as $\mathbf{Z}^{\mathcal{S}} = [\mathbf{E}_u^{\mathcal{S}(L)}, \mathbf{E}_i^{\mathcal{S}(L)}]$. Analogously, the generalized representations towards target domain \mathcal{T} can be deduced.

3.2.2 Instantiation of Compression. To probe the most relevant user behavior towards the target domain, the first term of Eq. (3) is required to be minimized. In special, we decompose it into two terms based on the chain rule of mutual information [5] as follows:

$$I(\mathcal{G}^{\mathcal{S}}; \hat{\mathcal{G}}^{S|\mathcal{T}} | \mathcal{G}^{\mathcal{T}}) = I(\hat{\mathcal{G}}^{S|\mathcal{T}}; \mathcal{G}^{\mathcal{S}}, \mathcal{G}^{\mathcal{T}}) - I(\hat{\mathcal{G}}^{S|\mathcal{T}}; \mathcal{G}^{\mathcal{T}}), \quad (7)$$

where minimizing $I(\hat{\mathcal{G}}^{S|\mathcal{T}}; \mathcal{G}^{\mathcal{S}}, \mathcal{G}^{\mathcal{T}})$ supposes to integrate the knowledge ($\mathcal{G}^{\mathcal{S}}, \mathcal{G}^{\mathcal{T}}$) from both the source and target domains and compress it into an optimal source subgraph $\hat{\mathcal{G}}^{S|\mathcal{T}}$. Meanwhile, maximizing $I(\hat{\mathcal{G}}^{S|\mathcal{T}}; \mathcal{G}^{\mathcal{T}})$ requires the compressed $\hat{\mathcal{G}}^{S|\mathcal{T}}$ should keep as much the target-relevant information as possible. A more thorough philosophy behind the above two terms is, that a rational compression upon source behaviors should be fulfilled with the perception of information from both the source and target domains.

3.2.3 Instantiation of Transfer. To transfer the exquisite knowledge from the compressor into the target domain for superior recommendation, the rest two terms in Eq. (3) need to be minimized jointly. Following the chain rule of mutual information, the first term $-I(\mathbf{Y}^{\mathcal{T}}; \hat{\mathcal{G}}^{S|\mathcal{T}} | \mathcal{G}^{\mathcal{T}})$ can be decomposed as follows:

$$-I(\mathbf{Y}^{\mathcal{T}}; \hat{\mathcal{G}}^{S|\mathcal{T}} | \mathcal{G}^{\mathcal{T}}) = -I(\mathbf{Y}^{\mathcal{T}}; \hat{\mathcal{G}}^{S|\mathcal{T}}, \mathcal{G}^{\mathcal{T}}) + I(\mathbf{Y}^{\mathcal{T}}; \mathcal{G}^{\mathcal{T}}). \quad (8)$$

Previous work [14] has proven that minimizing $I(\mathbf{Y}^{\mathcal{T}}; \mathcal{G}^{\mathcal{T}})$ deteriorates the model performance on the final task. Thus we only consider optimize $-I(\mathbf{Y}^{\mathcal{T}}; \hat{\mathcal{G}}^{S|\mathcal{T}}, \mathcal{G}^{\mathcal{T}})$ in this work. Then we obtain the upper bound of $-I(\mathbf{Y}^{\mathcal{T}}; \hat{\mathcal{G}}^{S|\mathcal{T}}, \mathcal{G}^{\mathcal{T}})$ from following proposition:

$$-I(\mathbf{Y}^{\mathcal{T}}; \hat{\mathcal{G}}^{S|\mathcal{T}}, \mathcal{G}^{\mathcal{T}}) \leq \mathbb{E}_{\hat{\mathcal{G}}^{S|\mathcal{T}}, \mathcal{G}^{\mathcal{T}}, \mathbf{Y}^{\mathcal{T}}} [-\log p_{\theta}(\mathbf{Y}^{\mathcal{T}} | \hat{\mathcal{G}}^{S|\mathcal{T}}, \mathcal{G}^{\mathcal{T}})], \quad (9)$$

where p_{θ} is the variational approximation of $p(\mathbf{Y}^{\mathcal{T}} | \hat{\mathcal{G}}^{S|\mathcal{T}}, \mathcal{G}^{\mathcal{T}})$, which could be modeled as a predictor that takes both the compressed source subgraph and users' original behaviors in the target domain as input. As the core atom of the transfer procedure, this term induces the compressive information $\hat{\mathcal{G}}^{S|\mathcal{T}}$, in tandem with the signal in the target domain, to promote the target recommendation. Besides, as mentioned in Section 3.1.1, all signals that are pertinent to the recommendation task should be preserved to keep the CDR system at a superior state. Thus feedback signals $\mathbf{Y}^{\mathcal{S}}$ from the source domain should also participate in the transfer procedure, as an additional supervision for the learning process of $\hat{\mathcal{G}}^{S|\mathcal{T}}$. Similar with the formulation in Eq. (9), this term could also be instantiated by minimizing its upper bounds with another predictor q_{ϕ} . The proof for Eq (9) will be detailed in Appendix A.2.

Up to now, we have gained a profound see into the mechanism of CoTRANS. Given an airscape upon the whole model, we observe that CoTRANS strives to perform a careful knowledge *compression and transfer* for the CDR task. The perspective of the graph information

bottleneck also supplies a decomposition to the CDR task and assists the recommender in making more sensible decisions.

3.3 Optimization of CoTRANS

In this section, we detail the optimization for each part of CoTRANS.

3.3.1 Optimization for Compression. To optimize the first term $I(\hat{\mathcal{G}}^{S|\mathcal{T}}; \mathcal{G}^S, \mathcal{G}^{\mathcal{T}})$ in Eq. (7), inspired by the previous work [37] that minimizes $I(\mathcal{G}^{IB}; \mathcal{G})$ by injecting noise into node representations, we first introduce the merged representations \mathbf{H} that contains the information of user behaviors from both source and target domains:

$$\mathbf{H} = \mathbf{E}^S + \mathbf{E}^{\mathcal{T}}, \quad (10)$$

where $\mathbf{E}^S, \mathbf{E}^{\mathcal{T}}$ are generated using separate GNN models, aggregating users' high-order interaction in the source and target domains, respectively. Based on the merged representations \mathbf{H} , we compress them into the most informative cache $\hat{\mathbf{H}}_i^{S|\mathcal{T}}$ by replacing the devil information with random noise. More precisely, given a user i 's integrated embedding \mathbf{H}_i , we calculate a probability p_i with MLP, *i.e.*, $p_i = MLP(\mathbf{H}_i)$. With the calculated probability p_i , we contaminate the representation \mathbf{H}_i of user i with noise ϵ :

$$\hat{\mathbf{H}}_i^{S|\mathcal{T}} = \lambda_i \mathbf{H}_i + (1 - \lambda_i) \epsilon, \quad (11)$$

where $\epsilon \sim N(\mu_{\mathbf{H}}, \sigma_{\mathbf{H}}^2)$, $\lambda_i \sim \text{Bernoulli}(\text{Sigmoid}(p_i))$. Note that $\mu_{\mathbf{H}}, \sigma_{\mathbf{H}}^2$ are mean and variance of \mathbf{H} . Such operation induces the information compression of $(\mathcal{G}^S, \mathcal{G}^{\mathcal{T}})$ into $\hat{\mathcal{G}}^{S|\mathcal{T}}$ by substituting users' thoughtless behaviors with noise in the source domain. Besides, we adopt gumbel sigmoid [26] to the discrete random variable λ for differentiable sampling process:

$$\lambda_i = \text{Sigmoid}(1/t \log[p_i/(1 - p_i)] + \log[m/(1 - m)]), \quad (12)$$

where t is the temperature hyperparameter and $m \sim \text{Uniform}(0, 1)$.

REMARK 1. *The value of λ_i estimates the reliability of behaviors for user i in the source domain. A small λ_i indicates that the majority of source behaviors are irrelevant even harmful for recommendation in the target domain, so most of the trivial information in the source domain could be discarded. By contrast, a large λ_i inspires the CoTRANS to be more convinced with the source knowledge \mathbf{H}_i and encourages the GNN backbone to aggregate better representations for transferring.*

Finally, we minimize the upper bound of $I(\hat{\mathcal{G}}^{S|\mathcal{T}}; \mathcal{G}^S, \mathcal{G}^{\mathcal{T}})$ as:

$$\begin{aligned} \min I(\hat{\mathcal{G}}^{S|\mathcal{T}}; \mathcal{G}^S, \mathcal{G}^{\mathcal{T}}) &\leq \mathbb{E}_{\mathcal{G}^S, \mathcal{G}^{\mathcal{T}}} \left[-\frac{1}{2} \log M + \frac{1}{2B} M + \frac{1}{2B} Q^2 \right] \\ &:= \mathcal{L}_{KL}(\hat{\mathcal{G}}^{S|\mathcal{T}}; \mathcal{G}^S, \mathcal{G}^{\mathcal{T}}), \end{aligned} \quad (13)$$

where $M = \sum_{j=1}^B (1 - \lambda_j)^2$, $Q = \frac{\sum_{j=1}^B \lambda_j (\mathbf{H}_j - \mu_{\mathbf{H}})}{\sigma_{\mathbf{H}}}$. B denotes the batch size. We give a detailed proof of this inequality in Appendix A.3.

As for the second term $-I(\hat{\mathcal{G}}^{S|\mathcal{T}}; \mathcal{G}^{\mathcal{T}})$ in Eq. (7), we construct a contrastive loss to measure the difference between the compressed subgraph $\hat{\mathcal{G}}^{S|\mathcal{T}}$ with the original information of $\mathcal{G}^{\mathcal{T}}$, denoted as $\mathcal{L}_{CL}(\hat{\mathcal{G}}^{S|\mathcal{T}}; \mathcal{G}^{\mathcal{T}})$, then we implement the optimization as follows:

$$\mathcal{L}_{CL} = -\frac{1}{B} \sum_{i=1}^B \log \frac{\exp(\text{sim}(\mathbf{E}_i^{\mathcal{T}}, \hat{\mathbf{H}}_i^{S|\mathcal{T}})/\tau)}{\sum_{j=1}^B \exp(\text{sim}(\mathbf{E}_j^{\mathcal{T}}, \hat{\mathbf{H}}_i^{S|\mathcal{T}})/\tau)}, \quad (14)$$

where B and τ denote the batch size and the temperature hyperparameter, respectively.

REMARK 2. *The compression process takes an implicit way to obtain the optimal representations of the sub-structure of source domains, without explicitly probing into what the structure looks like. It could work well as the representation learning has already preserved the property of the optimal sub-structure, meanwhile ensuring the high efficiency of CoTRANS.*

3.3.2 Optimization for Transfer. Now we give a detail of the optimization in the transfer. As for the input of predictors p_{θ}, q_{ϕ} involved in this procedure, on the user side, we first fuse the compressed $\hat{\mathbf{H}}^{S|\mathcal{T}}$ and users' representations $\mathbf{E}^{\mathcal{T}}$ in the target domain. Then for the items, we use the generalized representations in the corresponding domain and employ an inner production as the predictor with the fused user representations:

$$\hat{\mathbf{Y}}^S = \langle \hat{\mathbf{H}}_i^{S|\mathcal{T}} \oplus \mathbf{E}_i^{\mathcal{T}}, \mathbf{E}_j^S \rangle, \hat{\mathbf{Y}}^{\mathcal{T}} = \langle \hat{\mathbf{H}}_i^{S|\mathcal{T}} \oplus \mathbf{E}_i^{\mathcal{T}}, \mathbf{E}_k^{\mathcal{T}} \rangle, \quad (15)$$

where \oplus denotes the element-wise addition. $\mathbf{E}_j^S, \mathbf{E}_k^{\mathcal{T}}$ are the items' representations generated by GNN in the respective domain. With the output $\hat{\mathbf{Y}}^S, \hat{\mathbf{Y}}^{\mathcal{T}}$ of predictors p_{θ}, q_{ϕ} , we can minimize the upper bound of $-I(\mathbf{Y}^{\mathcal{T}}; \hat{\mathcal{G}}^{S|\mathcal{T}} | \mathcal{G}^{\mathcal{T}})$ and $-I(\mathbf{Y}^S; \hat{\mathcal{G}}^{S|\mathcal{T}} | \mathcal{G}^{\mathcal{T}})$ by minimizing the prediction loss $\mathcal{L}_{pred}^S, \mathcal{L}_{pred}^{\mathcal{T}}$, respectively, which can be modeled as both the point-wise (*e.g.*, Cross-Entropy Loss) and pair-wise loss (*e.g.*, BPR Loss).

Final Objective. Finally, we obtain the overall objective for CoTRANS as follows:

$$\mathcal{L}_{total} = \mathcal{L}_{pred}^{\mathcal{T}} + \alpha_1 \mathcal{L}_{pred}^S + \alpha_2 \mathcal{L}_{KL} + \alpha_3 \mathcal{L}_{CL}, \quad (16)$$

where α_1, α_2 and α_3 are the hyperparameters for weighting the importance of prediction or compression components.

4 Experiment

4.1 Experimental Settings

4.1.1 Datasets and Evaluation Metrics. In this section, we construct three pairs of cross-domain recommendation datasets including Amazon Movies (AM) & Amazon Books (AB), Amazon Movies (AM) & Amazon CDs (AC), and Amazon Books (AB) & Amazon CDs (AC). For each pair of CDR datasets, the users are fully overlapped and we conduct the CDR task in both directions for all the methods. A detailed description of the datasets is given in Table 2. Considering the knowledge graph, we employ Freebase¹, an online knowledge base containing massively structured triples, and extract a sub-graph from it with the entities linked by items that exist in all the CDR datasets as seeds to reduce computing costs. Specifically, the sub-KG contains 3,599,000 entities with 32,796,605 edges and is planted into each pair of CDR datasets utilized in this paper.

To evaluate the recommendation performance of our CoTRANS and other baseline approaches, we follow previous works [46] and adopt the ranking-based evaluation strategy, *i.e.*, *leave-one-out evaluation*. Specifically, for each user, we randomly select two historical interactions from the target dataset, one for validation, and the other for testing. The rest of the dataset is regarded as the training

¹<https://developers.google.com/freebase>.

Table 1: Overall performance comparison on three datasets. The best result is bolded and the runner-up is underlined.

| Model | Book→Movie | | | | | | Movie→Book | | | | | |
|----------|---------------|---------------|---------------|----------------|---------------|---------------|---------------|---------------|---------------|----------------|---------------|---------------|
| | NDCG | | HIT | | MRR | | NDCG | | HIT | | MRR | |
| | @10 | @100 | @10 | @100 | @10 | @100 | @10 | @100 | @10 | @100 | @10 | @100 |
| NMF | 1.0898 | 3.3566 | 2.3132 | 14.2972 | 0.7275 | 1.0761 | 0.4192 | 1.2096 | 0.8541 | 5.0089 | 0.2892 | 0.4124 |
| LightGCN | 2.2490 | 4.9154 | 4.3061 | 18.2562 | 1.6259 | 2.0473 | 0.9586 | 2.3456 | 1.9395 | 9.1637 | 0.6651 | 0.8957 |
| CCDR | 2.7001 | 5.7566 | 5.2402 | 21.1299 | 1.6654 | 2.1656 | 1.1201 | 2.5210 | 2.1797 | 9.5374 | 0.7990 | 1.0175 |
| TIGER | 2.3964 | 5.0264 | 4.2384 | 18.9773 | 1.5627 | 2.0893 | 0.9831 | 2.4239 | 1.9624 | 9.3654 | 0.6571 | 0.8096 |
| DDTCDR | 2.4591 | 5.4375 | 4.8043 | 20.6317 | 1.6739 | 2.1631 | 0.9845 | 2.0293 | 1.9039 | 9.2171 | 0.7171 | 0.9279 |
| DTCDR | 1.4254 | 3.6956 | 2.6961 | 14.6767 | 1.0365 | 1.3860 | 0.4131 | 1.2754 | 0.9075 | 5.4804 | 0.2657 | 0.3960 |
| GA-DTCDR | 1.9068 | 1.2871 | 4.0138 | 17.8999 | 1.2871 | 1.7032 | 0.7001 | 1.8616 | 1.4502 | 7.5534 | 0.4751 | 0.6578 |
| CDRIB | <u>2.8909</u> | <u>6.1967</u> | <u>5.3139</u> | <u>22.2776</u> | <u>2.1020</u> | <u>2.6192</u> | <u>1.2099</u> | <u>2.7789</u> | <u>2.4377</u> | <u>10.2783</u> | <u>0.8416</u> | <u>1.0960</u> |
| CoTRANS | 2.9286 | 6.2388 | 5.5516 | 22.8826 | 2.1373 | 2.6579 | 1.4019 | 2.8501 | 2.8648 | 10.4982 | 0.9599 | 1.1850 |
| | CDs→Movie | | | | | | Movie→CDs | | | | | |
| NMF | 1.5619 | 3.9176 | 3.2232 | 15.7511 | 1.0743 | 1.4291 | 0.4746 | 1.0532 | 0.9933 | 3.9732 | 0.3170 | 0.4123 |
| LightGCN | <u>2.1118</u> | 4.7192 | 4.1354 | 17.7580 | <u>1.4982</u> | 1.9111 | 0.9651 | 1.9318 | 1.7839 | 6.9532 | 0.7156 | 0.8590 |
| CCDR | 1.9311 | 4.6406 | 3.7908 | 18.0215 | 1.3688 | 1.7913 | 1.5041 | <u>2.5122</u> | <u>2.5542</u> | <u>7.7438</u> | <u>1.1847</u> | <u>1.3499</u> |
| TIGER | 1.8776 | 3.4652 | 3.3432 | 14.3670 | 1.1263 | 1.5189 | 1.2303 | 2.2447 | 2.1285 | 7.3991 | 0.9544 | 1.1186 |
| DDTCDR | 2.2156 | <u>4.9699</u> | 4.6422 | <u>19.1567</u> | 1.4893 | 1.9147 | 1.1782 | 2.2154 | 1.9461 | 7.2370 | 0.9444 | 1.1184 |
| DTCDR | 1.5402 | 3.8263 | 3.0813 | 15.1632 | 1.0741 | 1.4272 | 0.5936 | 1.6375 | 1.1833 | 6.6459 | 0.4152 | 0.5787 |
| GA-DTCDR | 1.5711 | 3.8629 | 3.2435 | 15.3456 | 1.0691 | 1.4191 | 1.1924 | 2.1985 | 1.9663 | 7.2572 | 0.9520 | 1.1097 |
| CDRIB | 2.1061 | 4.9037 | 4.2368 | 18.7918 | 1.4668 | <u>1.9172</u> | 1.0188 | 1.8603 | 1.7839 | 6.2031 | 0.7839 | 0.9156 |
| CoTRANS | 2.2215 | 5.1454 | <u>4.3787</u> | 19.7040 | 1.5668 | 2.0327 | <u>1.4505</u> | 2.5365 | 2.6556 | 8.2708 | 1.1865 | 1.3619 |
| | Book→CDs | | | | | | CDs→Book | | | | | |
| NMF | 0.3168 | 0.7581 | 0.6690 | 3.0407 | 0.2131 | 0.2771 | 0.3740 | 0.8767 | 0.6892 | 3.3651 | 0.2791 | 0.3558 |
| LightGCN | 0.4007 | 1.0234 | 0.7095 | 3.8922 | 0.4513 | 0.5221 | 0.8976 | 2.0163 | 1.7434 | 7.5613 | 0.6419 | 0.8215 |
| CCDR | 1.4476 | <u>2.3363</u> | <u>2.4529</u> | 7.1153 | 1.1403 | 1.2790 | 0.9058 | 2.0742 | 1.7636 | 7.8451 | 0.6465 | 0.8348 |
| TIGER | 0.8980 | 1.8796 | 1.6015 | 6.7302 | 0.6826 | 0.8405 | 0.6978 | 1.7520 | 1.5391 | 7.1352 | 0.4521 | 0.6125 |
| DDTCDR | 1.2184 | 2.3216 | 2.0069 | <u>7.6627</u> | 0.9785 | 1.1624 | 0.8600 | 1.9923 | 1.6623 | 7.6019 | 0.6194 | 0.7953 |
| DTCDR | 0.3750 | 1.0437 | 0.8007 | 4.3149 | 0.2485 | 0.3535 | 0.3434 | 1.0430 | 0.7384 | 4.4573 | 0.2259 | 0.3318 |
| GA-DTCDR | 0.9104 | 1.5327 | 1.5609 | 4.8449 | 0.7141 | 0.8101 | 0.5225 | 1.3592 | 0.9528 | 5.3720 | 0.3924 | 0.5211 |
| CDRIB | 1.0258 | 2.0623 | 1.7636 | 7.0748 | 0.8001 | 0.9716 | <u>1.0765</u> | <u>2.2584</u> | <u>1.8853</u> | <u>7.9870</u> | <u>0.8356</u> | <u>1.0293</u> |
| CoTRANS | <u>1.3952</u> | 2.5464 | 2.4731 | 8.5141 | <u>1.0634</u> | <u>1.2439</u> | 1.3313 | 2.7020 | 2.4123 | 9.5682 | 1.0051 | 1.2216 |

Table 2: The statistics of datasets.

| Datasets | Domain | Users | Items | Train |
|----------|--------------|--------|------------------|-------------------|
| AM & AB | Movie | 11,240 | 16,100 | 119,915 |
| | Book | | 47,377 | 179,743 |
| AB & AC | Book CDs | 4,933 | 34,765 52,625 | 98,763 139,893 |
| AC & AM | CDs Movie | 4,933 | 52,625 13,708 | 139,893 80,090 |

set. The validation and test sets are shared for all models to ensure fair evaluations. For each pair of datasets, we only keep users with more than three historical interactions in both domains.

4.1.2 Competitors. To verify the effectiveness of CoTRANS, we compare with both single- and cross-domain recommendation models. We first select NMF [11] and LightGCN [10], two classical approaches for single-domain recommendations as the most straight

baselines. As for the cross-domain recommenders, we compare against TIGER [46], DTCDR [42], GA-DTCDR [43], CCDR [34] and DDTCDR [18]. Note that TIGER is a CDR approach tailored for the cold-start scenario and we implement it on an oracle setting, *i.e.*, the model is trained on the training set of the target domain. Besides, we additionally compare with another model that also incorporates an information bottleneck in the CDR task, called CDRIB [3].

4.1.3 Implement Details. Our framework is implemented using Pytorch. The embedding size for all representations is 32. We take Adagrad [4] with the initial learning rate $1e-3$ for model optimization. For all the methods, we set the batch size to 4096 and the training maximum epoch to 100. As for the set of hyper-parameters $\alpha = \{\alpha_1, \alpha_2, \alpha_3\}$ involved in Eq (16), we employ a grid search with an early stop strategy on NDCG@100 of the validation set to determine the best configuration. Table 3 gives the settings of $(\alpha_1, \alpha_2, \alpha_3)$ on each pair of CDR datasets. To ensure a fair comparison, all GNN-engaged CDR models apply the LightGCN as the backbone with the same structure, such as the number of layers. To match an entity

Table 3: Hyper-parameters settings for $\alpha_1, \alpha_2, \alpha_3$.

| | AM→AB | AB→AM | AM→AC | AC→AM | AB→AC | AC→AB |
|------------|-------|-------|-------|-------|-------|-------|
| α_1 | 0.01 | 0.01 | 0.001 | 0.01 | 0.1 | 0.1 |
| α_1 | 1.0 | 0.01 | 1.0 | 1.0 | 1.0 | 1.0 |
| α_1 | 1.0 | 0.1 | 5.0 | 5.0 | 1.0 | 1.0 |

for each item, we feed the title of the item into the API released by Google ², then the API returns the top-K relevant entities and we choose the first one as the corresponding entity. Note that the extra computation cost introduced by Cotrans is $O(2|V|d^2)$, which is linear to the number of nodes, making it possible for efficient inference for a real-world recommender system.

4.2 Performance Comparison

Table 1 reports the performance of the three CDR datasets. Note that we conduct the CDR task on each dataset in a bidirectional setting, *i.e.*, the role of each sub-dataset would be switched between the target domain and source domain. We have several observations:

Comparison with Single-Domain Models: (1) For single-domain methods, we observe that the GNN-based methods LightGCN consistently outperform NMF, which validates that the high-order information of collaborative filtering plays a key role in recommendations. (2) CoTRANS significantly and consistently outperforms LightGCN by a considerable margin across all the metrics of all the datasets. This indicates that the single-domain methods cannot make the optimal decision on the recommendation in the target domain without leveraging useful knowledge from other domains.

Comparison with Cross-Domain Models: (1) Among the cross-domain methods, CoTRANS achieves the best performance in most cases. Such an encouraging performance gain indicates that CoTRANS could make a more elegant transfer of the knowledge from the source domain into the target recommendation task, which is achieved by both the adoption of the general KG knowledge for gap mitigation between different domains and the adaptive source behavior compression conditioned on target knowledge.

CDR is Not Always Worked: We surprisingly find that sometimes LightGCN could outperform CDR approaches by a large margin, which demonstrates that an inappropriate transfer of source knowledge might cause a negative influence on recommendation tasks in the target domain. This emphasizes a delicate behavior compression and transfer mechanism designed for the CDR task is necessary.

4.3 Ablation Study

To verify the benefit of the conditional compression module of our model, we first prepare four variants of CoTRANS: i) CoTRANS without the objective \mathcal{L}_{pred}^S , which is blind to the label information from the source domain. ii) CoTRANS without the objective \mathcal{L}_{KL} , which loses the ability of compression for user behaviors in the source domain. iii) CoTRANS without the objective \mathcal{L}_{CL} , which ignores the relevance between the compressed user behaviors in the source domain and his portrait in the target domain. ii) Besides,

²<https://developers.google.com/knowledge-graph>.

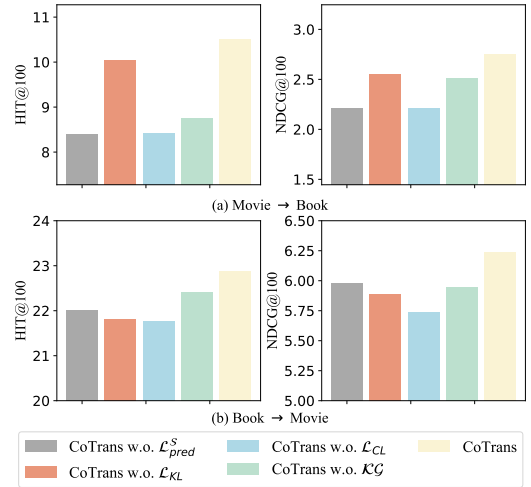


Figure 3: The results of ablation Study on the AM&AB dataset.

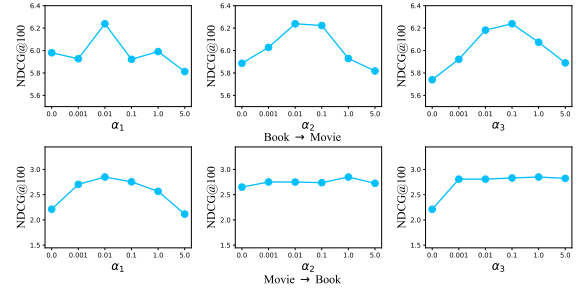


Figure 4: Sensitive Analysis on the AM&AB dataset.

to estimate the necessity of KG incorporation for breaking the item isolation mentioned in Section 1, we additionally run a full version of CoTRANS with simple ID-embedding initialization on the item side, which is completely irrelevant between distinct domains. Due to the space limitation, we only report the experimental results on AM&AB dataset in both directions.

The results in Figure 3 show that ignoring any module is not ideal, from which we have the following conclusions: i) Label information from both domains is necessary for the final recommendation task. ii) Knowledge compression for user behaviors in the source domain can promise the most relevant information to be transferred into the target domain. iii) It is also essential to retain the reliable portrait of users derived from their behavior in the target domain. ii) Removing the intermediary that eliminates the isolation between separate domains would significantly harm the model performance. In a word, each objective could assist the models in conducting more elaborate knowledge compression and transfer, subsequently enhancing the performance on downstream tasks. Similar results are observed in other datasets.

4.4 Sensitive Analysis

As mentioned above, CoTRANS involves several important hyper-parameters, *i.e.*, balance factors α_1, α_2 and α_3 in Eq. (16). Here,

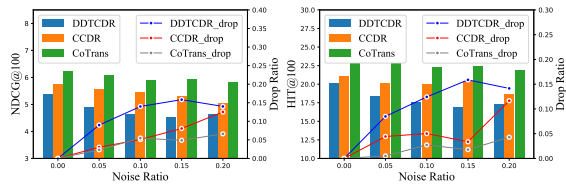


Figure 5: Performance with varying noise ratios.

we investigate the impact of these parameters on the grid search strategy. Due to space limitations, we just report the results on AM&AB dataset in both directions.

From Fig. 4 we find: i) CoTRANS usually achieves the worst performance when any parameter of $\{\alpha_1, \alpha_2, \alpha_3\}$ is set to zero, demonstrating the indispensability of each module of CoTRANS. ii) Large α_1 causes apparent performance degradation, indicating that overreliance on the knowledge from the source domain is not encouraged and a trade-off between knowledge from different domains should be made. Similar results are observed in other datasets.

4.5 Robustness Analysis

To verify CoTRANS’s robustness to the redundant interaction noises that existed in the source domain, we generate different proportions of negative interactions (*i.e.*, 5%, 10%, 15%, 20%) to contaminate the behavior graph in the source domain, and report the performance on the test set. Besides, we chose CCDR and DDTCDR, two baselines that showed competitive performance in Section 4.2 into the analysis. Figure 5 shows the results on Amazon-Book (Source) and Amazon-Movie (Target), and the performance degradation ratio of the corresponding contaminated ratio. It’s obvious that the more noise added to the source behavior, the worse performance all the models yield. However, the performance degradation of CoTRANS is smoother and smaller than other approaches. Specifically, from the left sub-figure of Figure 5, when the noise ratio is small (from 0 to 0.1), the performance degradation of CoTRANS and CCDR is almost the same, however, when further enlarging the ratio, the gap between CoTRANS and CCDR grows larger. These observations imply that CoTRANS is robust to the noise that exists in the users’ source behaviors, making it possible to concentrate on the most relevant source behaviors with the target recommendation task.

5 Related Work

5.1 Cross-Domain Recommendation

CDR is supposed to solve the data sparsity problem that has confused recommender systems a lot by transferring knowledge across separate domains. Earlier work mainly solved this issue based on MF and its extension [12, 13, 19, 45]. In recent years, many more techniques have been employed in the CDR task including but not limited to meta-learning, graph learning, contrastive learning [29, 34, 43], etc. To name a few, GA-DTCDR [43] first constructs two separate heterogeneous graphs from two domains and employs an element-wise attention mechanism to combine the embeddings of common users learned from both domains, thus improving the recommendation accuracy on each domain.

Despite their success, most CDR methods hold that the entirety of information from the source domain is equally beneficial to the target recommendation task, and should be preserved and transferred. However, as we discussed in Section 1, it is inevitable for a user to interact with items that are not completely relevant to his/her internet interests. It would be evil to the target recommendation if such inadvertent and random behaviors are transferred into the target domain.

5.2 Graph Information Bottleneck

Recently, many works [32, 33, 37, 38] have proposed to extend the basic Information Bottleneck into graph data and generate a new branch of information theory named Graph Information Bottleneck (GIB), which has been widely applied to quite a few tasks. For instance, GIB [38] utilizes IB to regularize the structural information in the node classification task. It employs the Shannon mutual information to measure how compressed and informative the sub-graph distribution is. CDRIB [3] is the only attempt that applies a vanilla information bottleneck (IB) approach to CDR. However, this method just heuristically imposes the IB principle on the CDR scenario and the causality between the CDR task and IB theory is still a mystery. Besides, CDRIB ignores users’ target behaviors when optimizing the term for information minimality, whereas our CoTRANS defines a graph information bottleneck (CIB) for the CDR task, which incorporates target domain information as a condition when evaluating relevance. This target domain information is crucial in CDR, as it guides the extraction of relevant information from the source domain for transfer.

In summary, to the best of our knowledge, we are the first work that reveals the intrinsic mechanism of CDR tasks under a Graph Information Bottleneck perspective. Moreover, the concretized procedures of *Compression* and *Transfer* make the CDR task easier to operate and be reformed for future study on this topic.

6 Conclusion

In this paper, we have proposed the framework CoTRANS for the CDR task, which represents an attempt to Compress valuable sub-structure in source domains and then Transfer to the target domain. In particular, following the theory of Graph Information Bottleneck, we operate the compression on the source behaviors with the perception of information from the target domain. Then to preserve all the task-relevant information during the procedure of transfer, we utilize the feedback signals from both domains for a more robust transfer of knowledge. Besides, we employ a knowledge-enhanced encoder to narrow the gap between distinct domains and facilitate knowledge integration during both procedures of compression and transfer. The extensive experiments conducted on three public datasets verify the effectiveness of CoTRANS.

Limitation As demonstrated in Section 3.3.1, current CoTRANS could compress the source behaviors by estimating the reliability of users’ integrated representations. Overall, the compression in the CoTRANS pipeline is built on the representation level (*i.e.*, directly embeds the optimal sub-structure into an embedding), which may lack of intuitive interpretability. Obviously, more sophisticated compression might be achieved such as directly operating upon the structure of behavior graph \mathcal{G}^S , which we leave as a future work.

A APPENDIX

A.1 Proof of Lemma 1

Assuming that $\mathcal{G}^S, \hat{\mathcal{G}}^{S|\mathcal{T}}, \tilde{\mathcal{G}}^S, \mathcal{G}^T$ and $\mathbf{Y} = (\mathbf{Y}^S, \mathbf{Y}^T)$ satisfy the markov condition:

$$(\mathbf{Y}, \tilde{\mathcal{G}}^S, \mathcal{G}^T) \rightarrow \mathcal{G}^S \rightarrow \hat{\mathcal{G}}^{S|\mathcal{T}}. \quad (17)$$

Following the data processing inequality, we have the following inequality:

$$\begin{aligned} I(\mathcal{G}^S; \hat{\mathcal{G}}^{S|\mathcal{T}} | \mathcal{G}^T) &= I(\hat{\mathcal{G}}^{S|\mathcal{T}}; \mathcal{G}^S, \mathcal{G}^T) - I(\hat{\mathcal{G}}^{S|\mathcal{T}}; \mathcal{G}^T) \\ &\geq I(\hat{\mathcal{G}}^{S|\mathcal{T}}; \mathbf{Y}, \tilde{\mathcal{G}}^S, \mathcal{G}^T) - I(\hat{\mathcal{G}}^{S|\mathcal{T}}; \mathcal{G}^T) \\ &= I(\hat{\mathcal{G}}^{S|\mathcal{T}}; \tilde{\mathcal{G}}^S, \mathcal{G}^T) + I(\hat{\mathcal{G}}^{S|\mathcal{T}}; \mathbf{Y} | \tilde{\mathcal{G}}^S, \mathcal{G}^T) - I(\hat{\mathcal{G}}^{S|\mathcal{T}}; \mathcal{G}^T) \\ &= I(\hat{\mathcal{G}}^{S|\mathcal{T}}; \tilde{\mathcal{G}}^S | \mathcal{G}^T) + I(\hat{\mathcal{G}}^{S|\mathcal{T}}; \mathbf{Y} | \tilde{\mathcal{G}}^S, \mathcal{G}^T). \end{aligned} \quad (18)$$

Suppose that $\tilde{\mathcal{G}}^S$ and $\mathbf{Y}, \tilde{\mathcal{G}}^S$ and \mathcal{G}^T , the joint $(\tilde{\mathcal{G}}^S, \mathcal{G}^T)$ and \mathbf{Y} are independent, respectively. Then, for $I(\hat{\mathcal{G}}^{S|\mathcal{T}}; \mathbf{Y} | \tilde{\mathcal{G}}^S, \mathcal{G}^T)$, we have:

$$\begin{aligned} I(\hat{\mathcal{G}}^{S|\mathcal{T}}; \mathbf{Y} | \tilde{\mathcal{G}}^S, \mathcal{G}^T) &= H(\mathbf{Y} | \tilde{\mathcal{G}}^S, \mathcal{G}^T) - H(\mathbf{Y} | \hat{\mathcal{G}}^{S|\mathcal{T}}, \tilde{\mathcal{G}}^S, \mathcal{G}^T) \\ &\geq H(\mathbf{Y} | \mathcal{G}^T) - H(\mathbf{Y} | \hat{\mathcal{G}}^{S|\mathcal{T}}, \mathcal{G}^T) \\ &= I(\mathbf{Y}; \hat{\mathcal{G}}^{S|\mathcal{T}} | \mathcal{G}^T) \\ &= I(\mathbf{Y}^S, \mathbf{Y}^T; \hat{\mathcal{G}}^{S|\mathcal{T}} | \mathcal{G}^T) \\ &= I(\hat{\mathcal{G}}^{S|\mathcal{T}}; \mathcal{G}^T; \mathbf{Y}^T, \mathbf{Y}^S) - I(\mathcal{G}^T; \mathbf{Y}^T, \mathbf{Y}^S), \end{aligned} \quad (19)$$

where the first term $I(\hat{\mathcal{G}}^{S|\mathcal{T}}; \mathcal{G}^T; \mathbf{Y}^T, \mathbf{Y}^S)$ can be formulated as:

$$\begin{aligned} I(\hat{\mathcal{G}}^{S|\mathcal{T}}; \mathcal{G}^T; \mathbf{Y}^T, \mathbf{Y}^S) &= I(\hat{\mathcal{G}}^{S|\mathcal{T}}; \mathcal{G}^T; \mathbf{Y}^T) + I(\hat{\mathcal{G}}^{S|\mathcal{T}}; \mathcal{G}^T; \mathbf{Y}^S | \mathbf{Y}^T) \\ &= I(\hat{\mathcal{G}}^{S|\mathcal{T}}; \mathcal{G}^T; \mathbf{Y}^T) + I(\hat{\mathcal{G}}^{S|\mathcal{T}}; \mathcal{G}^T; \mathbf{Y}^S). \end{aligned} \quad (20)$$

The second term $-I(\mathcal{G}^T; \mathbf{Y}^T, \mathbf{Y}^S)$ can be decomposed as follows:

$$\begin{aligned} -I(\mathcal{G}^T; \mathbf{Y}^T, \mathbf{Y}^S) &= -I(\mathcal{G}^T; \mathbf{Y}^T) - I(\mathcal{G}^T; \mathbf{Y}^S | \mathbf{Y}^T) \\ &= I(\mathcal{G}^T; \mathbf{Y}^T) - I(\mathcal{G}^T; \mathbf{Y}^S) \end{aligned} \quad (21)$$

By plugging Eq (20) and Eq (21) into Eq (19), we have:

$$\begin{aligned} I(\hat{\mathcal{G}}^{S|\mathcal{T}}; \mathcal{G}^T; \mathbf{Y}^T, \mathbf{Y}^S) &- I(\mathcal{G}^T; \mathbf{Y}^T, \mathbf{Y}^S) \\ &= I(\hat{\mathcal{G}}^{S|\mathcal{T}}; \mathcal{G}^T; \mathbf{Y}^T) - I(\mathcal{G}^T; \mathbf{Y}^T) + I(\hat{\mathcal{G}}^{S|\mathcal{T}}; \mathcal{G}^T; \mathbf{Y}^S) - I(\mathcal{G}^T; \mathbf{Y}^S) \\ &= I(\mathbf{Y}^T, \hat{\mathcal{G}}^{S|\mathcal{T}} | \mathcal{G}^T) + I(\mathbf{Y}^S, \hat{\mathcal{G}}^{S|\mathcal{T}} | \mathcal{G}^T). \end{aligned} \quad (22)$$

Then the Eq (19) can be reformulated as:

$$I(\hat{\mathcal{G}}^{S|\mathcal{T}}; \mathbf{Y} | \tilde{\mathcal{G}}^S, \mathcal{G}^T) \geq I(\mathbf{Y}^T, \hat{\mathcal{G}}^{S|\mathcal{T}} | \mathcal{G}^T) + I(\mathbf{Y}^S, \hat{\mathcal{G}}^{S|\mathcal{T}} | \mathcal{G}^T). \quad (23)$$

Then by substituting $I(\hat{\mathcal{G}}^{S|\mathcal{T}}; \mathbf{Y} | \tilde{\mathcal{G}}^S, \mathcal{G}^T)$ in Eq (18) with the above lower bound, we have:

$$\begin{aligned} I(\hat{\mathcal{G}}^{S|\mathcal{T}}; \tilde{\mathcal{G}}^S | \mathcal{G}^T) &\leq -I(\mathbf{Y}^T; \hat{\mathcal{G}}^{S|\mathcal{T}} | \mathcal{G}^T) - I(\mathbf{Y}^S; \hat{\mathcal{G}}^{S|\mathcal{T}} | \mathcal{G}^T) \\ &\quad + I(\mathcal{G}^S; \hat{\mathcal{G}}^{S|\mathcal{T}} | \mathcal{G}^T). \end{aligned} \quad (24)$$

A.2 Proof of Eq (9)

Considering the concept of mutual information and employing variational approximation $p_\theta(\mathbf{Y}^T | \hat{\mathcal{G}}^{S|\mathcal{T}}, \mathcal{G}^T)$ to approximate the intractable distribution $p(\mathbf{Y}^T | \mathcal{G}^T)$, we have:

$$\begin{aligned} I(\mathbf{Y}^T; \hat{\mathcal{G}}^{S|\mathcal{T}}, \mathcal{G}^T) &= \mathbb{E}_{\mathbf{Y}^T, \hat{\mathcal{G}}^{S|\mathcal{T}}, \mathcal{G}^T} [\log \frac{p(\mathbf{Y}^T | \hat{\mathcal{G}}^{S|\mathcal{T}}, \mathcal{G}^T)}{p(\mathbf{Y}^T)}] \\ &= \mathbb{E}_{\mathbf{Y}^T, \hat{\mathcal{G}}^{S|\mathcal{T}}, \mathcal{G}^T} [\log \frac{p(\mathbf{Y}^T | \hat{\mathcal{G}}^{S|\mathcal{T}}, \mathcal{G}^T)}{p(\mathbf{Y}^T)}] \\ &\quad + \mathbb{E}_{\hat{\mathcal{G}}^{S|\mathcal{T}}} [KL(p(\mathbf{Y}^T | \hat{\mathcal{G}}^{S|\mathcal{T}}, \mathcal{G}^T) || p_\theta(\mathbf{Y}^T | \hat{\mathcal{G}}^{S|\mathcal{T}}, \mathcal{G}^T))]. \end{aligned} \quad (25)$$

From the non-negativity of the KL divergence, we have:

$$\begin{aligned} I(\mathbf{Y}^T; \hat{\mathcal{G}}^{S|\mathcal{T}}, \mathcal{G}^T) &\geq \mathbb{E}_{\mathbf{Y}^T, \hat{\mathcal{G}}^{S|\mathcal{T}}, \mathcal{G}^T} [\log \frac{p(\mathbf{Y}^T | \hat{\mathcal{G}}^{S|\mathcal{T}}, \mathcal{G}^T)}{p(\mathbf{Y}^T)}] \\ &= \mathbb{E}_{\mathbf{Y}^T, \hat{\mathcal{G}}^{S|\mathcal{T}}, \mathcal{G}^T} [\log p(\mathbf{Y}^T | \hat{\mathcal{G}}^{S|\mathcal{T}}, \mathcal{G}^T)] + H(\mathbf{Y}^T). \end{aligned} \quad (26)$$

The same conclusion could be deduced for the term $I(\mathbf{Y}^S; \hat{\mathcal{G}}^{S|\mathcal{T}}, \mathcal{G}^T)$.

A.3 Proof of Eq (13)

After obtaining the compressed behavior subgraph $\hat{\mathcal{G}}^{S|\mathcal{T}}$ and the corresponding representation matrix $\hat{H}^{S|\mathcal{T}}$. We derive the upper bound of $I(\hat{\mathcal{G}}^{S|\mathcal{T}}; \mathcal{G}^S, \mathcal{G}^T)$ using the variational approximation $p(\hat{H}^{S|\mathcal{T}})$ of distribution $q(\hat{H}^{S|\mathcal{T}})$:

$$\begin{aligned} I(\hat{\mathcal{G}}^{S|\mathcal{T}}; \mathcal{G}^S, \mathcal{G}^T) &= \mathbb{E}_{\mathcal{G}^S, \mathcal{G}^T} [\log \frac{p(\hat{\mathcal{G}}^{S|\mathcal{T}} | \cdot)}{p(\hat{\mathcal{G}}^{S|\mathcal{T}})}] \\ &\quad - \mathbb{E}_{\hat{\mathcal{G}}^{S|\mathcal{T}}, \mathcal{G}^S, \mathcal{G}^T} [KL(p(\hat{\mathcal{G}}^{S|\mathcal{T}}) || q(\hat{\mathcal{G}}^{S|\mathcal{T}}))]. \end{aligned} \quad (27)$$

Inspired by the non-negativity of KL divergence, and substituting the notation $\hat{\mathcal{G}}^{S|\mathcal{T}}$ with corresponding representations, we have:

$$I(\hat{H}^{S|\mathcal{T}}; \mathcal{G}^S, \mathcal{G}^T) \leq \mathbb{E}_{\mathcal{G}^S, \mathcal{G}^T} [KL(p(\hat{H}^{S|\mathcal{T}} | \mathcal{G}^S, \mathcal{G}^T) || q(\hat{H}^{S|\mathcal{T}}))] \quad (28)$$

Then we assume the aggregated representations $\hat{H}^{S|\mathcal{T}}$ are completely contaminated with noise $\epsilon \sim N(\mu_H, \sigma_H^2)$, which is sampled from a Gaussian distribution where μ_H and σ_H^2 are mean and variance of H which contains information from both the source and target domains. Then for each user j in a batch, we have $q(\hat{H}_j^{S|\mathcal{T}}) = N(\mu_H, \sigma_H^2)$. Then for $p(\hat{H}^{S|\mathcal{T}} | \mathcal{G}^S, \mathcal{G}^T)$, we have:

$$p(\hat{H}^{S|\mathcal{T}} | \mathcal{G}^S, \mathcal{G}^T) = N(\sum_{j=1}^B \lambda_j \mathbf{H}_j + \sum_{j=1}^B (1 - \lambda_j) \mu_H, \sum_{j=1}^B (1 - \lambda_j)^2 \sigma_H^2), \quad (29)$$

where B presents the batch size. Finally, by plugging Eq (27) and Eq (28) into Eq (26), we have:

$$\begin{aligned} \min I(\hat{\mathcal{G}}^{S|\mathcal{T}}; \mathcal{G}^S, \mathcal{G}^T) &\leq \mathbb{E}_{\mathcal{G}^S, \mathcal{G}^T} [-\frac{1}{2} \log M + \frac{1}{2B} M + \frac{1}{2B} Q^2] \\ &:= \mathcal{L}_{KL}(\hat{\mathcal{G}}^{S|\mathcal{T}}; \mathcal{G}^S, \mathcal{G}^T), \end{aligned} \quad (30)$$

where $M = \sum_{j=1}^B (1 - \lambda_j)^2$, $Q = \frac{\sum_{j=1}^B \lambda_j (\mathcal{H}_j - \mu_H)}{\sigma_H}$. B is the batch size.

References

- [1] Antoine Bordes, Nicolas Usunier, Alberto Garcia-Duran, Jason Weston, and Oksana Yakhnenko. 2013. Translating embeddings for modeling multi-relational data. *Advances in neural information processing systems* 26 (2013).
- [2] Jiangxia Cao, Xin Cong, Jiawei Sheng, Tingwen Liu, and Bin Wang. 2022. Contrastive Cross-Domain Sequential Recommendation. In *Proceedings of the 31st ACM International Conference on Information & Knowledge Management*. 138–147.
- [3] Jiangxia Cao, Jiawei Sheng, Xin Cong, Tingwen Liu, and Bin Wang. 2022. Cross-domain recommendation to cold-start users via variational information bottleneck. In *2022 IEEE 38th International Conference on Data Engineering (ICDE)*. IEEE, 2209–2223.
- [4] John Duchi, Elad Hazan, and Yoram Singer. 2011. Adaptive subgradient methods for online learning and stochastic optimization. *Journal of machine learning research* 12, 7 (2011).
- [5] Omar Fawzi and Renato Renner. 2015. Quantum conditional mutual information and approximate Markov chains. *Communications in Mathematical Physics* 340, 2 (2015), 575–611.
- [6] Yunjun Gao, Yuntao Du, Yujia Hu, Lu Chen, Xinjun Zhu, Ziquan Fang, and Baihua Zheng. 2022. Self-guided learning to denoise for robust recommendation. In *Proceedings of the 45th International ACM SIGIR Conference on Research and Development in Information Retrieval*. 1412–1422.
- [7] Lei Guo, Li Tang, Tong Chen, Lei Zhu, Quoc Viet Hung Nguyen, and Hongzhi Yin. 2021. DA-GCN: A domain-aware attentive graph convolution network for shared-account cross-domain sequential recommendation. *arXiv preprint arXiv:2105.03300* (2021).
- [8] Wei Guo, Rong Su, Renhao Tan, Huifeng Guo, Yingxue Zhang, Zhirong Liu, Ruiming Tang, and Xiuqiang He. 2021. Dual graph enhanced embedding neural network for CTR prediction. In *Proceedings of the 27th ACM SIGKDD conference on knowledge discovery & data mining*. 496–504.
- [9] Zhongxuan Han, Xiaolin Zheng, Chaochao Chen, Wenjie Cheng, and Yang Yao. 2023. Intra and Inter Domain HyperGraph Convolutional Network for Cross-Domain Recommendation. In *Proceedings of the ACM Web Conference 2023*. 449–459.
- [10] Xiangnan He, Kuan Deng, Xiang Wang, Yan Li, Yongdong Zhang, and Meng Wang. 2020. Lightgcn: Simplifying and powering graph convolution network for recommendation. In *Proceedings of the 43rd International ACM SIGIR conference on research and development in Information Retrieval*. 639–648.
- [11] Xiangnan He, Lizi Liao, Hanwang Zhang, Liqiang Nie, Xia Hu, and Tat-Seng Chua. 2017. Neural collaborative filtering. In *Proceedings of the 26th international conference on world wide web*. 173–182.
- [12] Guangneng Hu, Yu Zhang, and Qiang Yang. 2018. Conet: Collaborative cross networks for cross-domain recommendation. In *Proceedings of the 27th ACM international conference on information and knowledge management*. 667–676.
- [13] Liang Hu, Jian Cao, Guandong Xu, Longbing Cao, Zhiping Gu, and Can Zhu. 2013. Personalized recommendation via cross-domain triadic factorization. In *Proceedings of the 22nd international conference on World Wide Web*. 595–606.
- [14] Namkyeong Lee, Dongmin Hyun, Gyoung S Na, Sungwon Kim, Junseok Lee, and Chanyoung Park. 2023. Conditional Graph Information Bottleneck for Molecular Relation Learning. *arXiv preprint arXiv:2305.01520* (2023).
- [15] Chenyi Lei, Yong Liu, Lingzi Zhang, Guoxin Wang, Haihong Tang, Houqiang Li, and Chunyan Miao. 2021. Semi: A sequential multi-modal information transfer network for e-commerce micro-video recommendations. In *Proceedings of the 27th ACM SIGKDD Conference on Knowledge Discovery & Data Mining*. 3161–3171.
- [16] Bin Li, Qiang Yang, and Xiangyang Xue. 2009. Can movies and books collaborate? cross-domain collaborative filtering for sparsity reduction. In *Twenty-First international joint conference on artificial intelligence*.
- [17] Chenglin Li, Mingjun Zhao, Huanming Zhang, Chenyun Yu, Lei Cheng, Guoqiang Shu, Beibei Kong, and Di Niu. 2022. RecGURU: Adversarial learning of generalized user representations for cross-domain recommendation. In *Proceedings of the fifteenth ACM international conference on web search and data mining*. 571–581.
- [18] Pan Li and Alexander Tuzhilin. 2020. Dtdcdr: Deep dual transfer cross domain recommendation. In *Proceedings of the 13th International Conference on Web Search and Data Mining*. 331–339.
- [19] Jianxun Lian, Fuzheng Zhang, Xing Xie, and Guangzhong Sun. 2017. CCCFNet: A content-boosted collaborative filtering neural network for cross domain recommender systems. In *Proceedings of the 26th international conference on World Wide Web companion*. 817–818.
- [20] Greg Linden, Brent Smith, and Jeremy York. 2003. Amazon.com recommendations: Item-to-item collaborative filtering. *IEEE Internet computing* 7, 1 (2003), 76–80.
- [21] Meng Liu, Jianjun Li, Guohui Li, and Peng Pan. 2020. Cross domain recommendation via bi-directional transfer graph collaborative filtering networks. In *Proceedings of the 29th ACM international conference on information & knowledge management*. 885–894.
- [22] Weiming Liu, Jiajie Su, Chaochao Chen, and Xiaolin Zheng. 2021. Leveraging distribution alignment via stein path for cross-domain cold-start recommendation. *Advances in Neural Information Processing Systems* 34 (2021), 19223–19234.
- [23] Ziqi Liu, Chaochao Chen, Longfei Li, Jun Zhou, Xiaolong Li, Le Song, and Yuan Qi. 2019. Geniepath: Graph neural networks with adaptive receptive paths. In *Proceedings of the AAAI Conference on Artificial Intelligence*, Vol. 33. 4424–4431.
- [24] Zemin Liu, Trung-Kien Nguyen, and Yuan Fang. 2021. Tail-gnn: Tail-node graph neural networks. In *Proceedings of the 27th ACM SIGKDD Conference on Knowledge Discovery & Data Mining*. 1109–1119.
- [25] Muyang Ma, Pengjie Ren, Zhumin Chen, Zhaochun Ren, Lifan Zhao, Peiyu Liu, Jun Ma, and Maarten de Rijke. 2022. Mixed information flow for cross-domain sequential recommendations. *ACM Transactions on Knowledge Discovery from Data (TKDD)* 16, 4 (2022), 1–32.
- [26] Chris J Maddison, Andriy Mnih, and Yee Whye Teh. 2016. The concrete distribution: A continuous relaxation of discrete random variables. *arXiv preprint arXiv:1611.00712* (2016).
- [27] Badrul Sarwar, George Karypis, Joseph Konstan, and John Riedl. 2001. Item-based collaborative filtering recommendation algorithms. In *Proceedings of the 10th international conference on World Wide Web*. 285–295.
- [28] Ajit P Singh and Geoffrey J Gordon. 2008. Relational learning via collective matrix factorization. In *Proceedings of the 14th ACM SIGKDD international conference on Knowledge discovery and data mining*. 650–658.
- [29] Changxin Tian, Yuexiang Xie, Xu Chen, Yaliang Li, and Xin Zhao. 2024. Privacy-Preserving Cross-Domain Recommendation with Federated Graph Learning. *ACM Transactions on Information Systems* 42, 5 (2024), 1–29.
- [30] Naftali Tishby, Fernando C Pereira, and William Bialek. 2000. The information bottleneck method. *arXiv preprint physics/0004057* (2000).
- [31] Wenjie Wang, Fuli Feng, Xiangnan He, Liqiang Nie, and Tat-Seng Chua. 2021. Denoising implicit feedback for recommendation. In *Proceedings of the 14th ACM international conference on web search and data mining*. 373–381.
- [32] Chunyu Wei, Jian Liang, Di Liu, and Fei Wang. 2022. Contrastive Graph Structure Learning via Information Bottleneck for Recommendation. *Advances in Neural Information Processing Systems* 35 (2022), 20407–20420.
- [33] Tailin Wu, Hongyu Ren, Pan Li, and Jure Leskovec. 2020. Graph information bottleneck. *Advances in Neural Information Processing Systems* 33 (2020), 20437–20448.
- [34] Ruobing Xie, Qi Liu, Liangdong Wang, Shukai Liu, Bo Zhang, and Leyu Lin. 2022. Contrastive cross-domain recommendation in matching. In *Proceedings of the 28th ACM SIGKDD Conference on Knowledge Discovery and Data Mining*. 4226–4236.
- [35] Hui Xu, Changyu Li, Yan Zhang, Lixin Duan, Ivor W Tsang, and Jie Shao. 2022. Metacar: Cross-domain meta-augmentation for content-aware recommendation. *IEEE Transactions on Knowledge and Data Engineering* (2022).
- [36] Zixuan Yi, Iadh Ounis, and Craig Macdonald. 2023. Contrastive graph prompt-tuning for cross-domain recommendation. *ACM Transactions on Information Systems* 42, 2 (2023), 1–28.
- [37] Junchi Yu, Jie Cao, and Ran He. 2022. Improving subgraph recognition with variational graph information bottleneck. In *Proceedings of the IEEE/CVF Conference on Computer Vision and Pattern Recognition*. 19396–19405.
- [38] Junchi Yu, Tingyang Xu, Yu Rong, Yatao Bian, Junzhou Huang, and Ran He. 2020. Graph information bottleneck for subgraph recognition. *arXiv preprint arXiv:2010.05563* (2020).
- [39] Junliang Yu, Hongzhi Yin, Xin Xia, Tong Chen, Lizhen Cui, and Quoc Viet Hung Nguyen. 2022. Are graph augmentations necessary? simple graph contrastive learning for recommendation. In *Proceedings of the 45th international ACM SIGIR conference on research and development in information retrieval*. 1294–1303.
- [40] Cheng Zhao, Chenliang Li, and Cong Fu. 2019. Cross-domain recommendation via preference propagation graphnet. In *Proceedings of the 28th ACM international conference on information and knowledge management*. 2165–2168.
- [41] Chuang Zhao, Hongke Zhao, Ming He, Jian Zhang, and Jianping Fan. 2023. Cross-domain recommendation via user interest alignment. In *Proceedings of the ACM Web Conference 2023*. 887–896.
- [42] Feng Zhu, Chaochao Chen, Yan Wang, Guanfeng Liu, and Xiaolin Zheng. 2019. Dtdcdr: A framework for dual-target cross-domain recommendation. In *Proceedings of the 28th ACM International Conference on Information and Knowledge Management*. 1533–1542.
- [43] Feng Zhu, Yan Wang, Chaochao Chen, Guanfeng Liu, and Xiaolin Zheng. 2020. A graphical and attentional framework for dual-target cross-domain recommendation. In *IJCAI*. 3001–3008.
- [44] Yongchun Zhu, Kaikai Ge, Fuzhen Zhuang, Ruobing Xie, Dongbo Xi, Xu Zhang, Leyu Lin, and Qing He. 2021. Transfer-meta framework for cross-domain recommendation to cold-start users. In *Proceedings of the 44th International ACM SIGIR Conference on Research and Development in Information Retrieval*. 1813–1817.
- [45] Yongchun Zhu, Zhenwei Tang, Yudan Liu, Fuzhen Zhuang, Ruobing Xie, Xu Zhang, Leyu Lin, and Qing He. 2022. Personalized transfer of user preferences for cross-domain recommendation. In *Proceedings of the Fifteenth ACM International Conference on Web Search and Data Mining*. 1507–1515.
- [46] Jianhuan Zhuo, Jianxun Lian, Lanling Xu, Ming Gong, Linjun Shou, Daxin Jiang, Xing Xie, and Yinliang Yue. 2022. Tiger: Transferable Interest Graph Embedding for Domain-Level Zero-Shot Recommendation. In *Proceedings of the 31st ACM International Conference on Information & Knowledge Management*. 2806–2816.