

# Demystifying and Assessing Code Understandability in Java Decompilation

Ruixin Qin\* Yifan Xiong\*, Yifei Lu†, Minxue Pan†

State Key Laboratory for Novel Software Technology, Software Institute, Nanjing University, China

Email: ruixinqin@smail.nju.edu.cn, 211250043@smail.nju.edu.cn, lyf@nju.edu.cn, mxp@nju.edu.cn

**Abstract**—Decompilation, the process of converting machine-level code into readable source code, plays a critical role in reverse engineering. Given that the main purpose of decompilation is to facilitate code comprehension in scenarios where the source code is unavailable, the understandability of decompiled code is of great importance. Unfortunately, previous researches have predominantly concentrated on the correctness of decompilation, leaving the understandability of the decompiled code largely unexplored. Do decompiler stakeholders place importance on the understandability of decompiled code? Are there any methodologies that can be used to assess this understandability? These questions, however, remain unanswered so far.

Therefore, in this paper, we propose the first empirical study on the understandability of Java decompiled code. This study involves a well-designed user survey to reveal the Severity and Universality of understandability issues in Java decompilation, as well as a series of experiments for the understandability comparison between a total of 429 sets of source code files from 14 Java projects and corresponding decompiled files provided by 3 famous Java decompilers. Through an in-depth analysis of the survey results and the experiment results, we obtained the following findings: (1) Understandability of Java decompilation is considered as important as its correctness, and decompilation understandability issues are even more commonly encountered than decompilation failures. (2) A notable percentage of code snippets decompiled by Java decompilers exhibit significantly lower or higher levels of understandability in comparison to their original source code. (3) Unfortunately, Cognitive Complexity demonstrates relatively acceptable precision while low recall in recognizing these code snippets exhibiting diverse understandability during decompilation. (4) Even worse, perplexity demonstrates lower levels of precision and recall in recognizing such code snippets. Inspired by the four findings, we further proposed six code patterns that are popular among real-world Java projects and are highly possible to confuse existing metrics in recognizing the understandability diversity between decompiled and source code. Based on the six code patterns, the first metric for the assessment of decompiled code understandability was proposed. This metric was extended from Cognitive Complexity, with six more rules harvested from an exhaustive manual analysis into 1287 pairs of source code snippets and corresponding decompiled code. This metric was also validated using the original and updated dataset, yielding an impressive macro F1-score of 0.88 on the original dataset, and 0.86 on the test set.

**Index Terms**—Java Decompilation, Code Understandability, Cognitive Complexity, Perplexity

## I. INTRODUCTION

Java decompilation, the process of converting low-level Java bytecode back into human-readable source code, has been

widely used in scenarios involving reverse engineering and legacy code maintenance. A number of studies [1]–[4] have been conducted to illustrate the latest progresses of the decompilation for various languages with the goal of demystifying the inherent challenges within this domain. However, none of these research works have ever studied the understandability of decompiled code, or decompilation understandability for short.

Java source code, being the human-readable representation of a program, is known for its expressive and high-level constructs that closely reflect the programmer’s logic and intentions. However, decompilers may occasionally generate difficult-to-read code snippets that significantly diverge from the elegance and understandability characteristic inherent in the source code. The ramifications of such divergence extend beyond mere inconvenience, impacting the overarching objective of program comprehension intrinsic to Java decompilation. Indeed, the prevalence of these understandability-related issues undermines the user experience and, by extension, impedes the broader dissemination of Java decompilers. An observable trend indicates a rise in the frequency of reported comprehension issues, indicative of heightened scrutiny from both users and developers on the understandability of Java decompilation. Illustratively, the widely utilized Java decompiler project, *Jadx*, renowned for its substantial user base and active community engagement (over 39,000 stars and 1,300 issues on GitHub), has garnered attention for its proportionally significant volume of understandability-related issues. Specifically, out of 159 issues concerning decompiled code generation reported within the past three years, over 21% are related to decompilation understandability, marking a discernible escalation in comparison to historical data. Moreover, over 53% of these issues have already been fixed, underscoring the common commitment from both users and developers aimed at improving the understandability of Java decompilation.

However, prior to enhancing the decompilation understandability, it is imperative to conduct an objective and accurate assessment of decompilation understandability. Unfortunately, it is a non-trivial task, as understandability is a relative concept. The majority of insights into understandability-related issues are observed from individual usage experiences, lacking stringent standards. Moreover, no previous researches have ever systematically delved into the understandability of Java decompilation. Though several rule-based metrics such as Cognitive Complexity [5] and machine-learning-based metrics like perplexity [6] are employed in source code comprehension

\*Both authors contributed equally to this paper.

†Corresponding authors.

tasks, their application in the context of Java decompilation remains unexamined. The viability of employing these metrics to assess decompilation understandability, as well as the selection of code snippets as the understandability standard for assessment, warrants further investigation.

Moreover, assessing decompilation understandability should also be a long-term task as well. Being compiled into bytecode, Java source code may have quite a number of details dropped. This fact necessitates developers to judiciously employ heuristic strategies in selecting the most easily understandable code structures to generate. However, due to the limited generalizability and susceptibility to inherent bias, these heuristic strategies may typically apt only for specific code patterns, thereby diminishing the understandability of other scenarios. Still in *Jadx*, developers first tried to fix the nested code structure case <sup>1</sup> as shown in Figure 1a. However, as indicated by a later issue <sup>2</sup>, the proposed fix only work on a small portion of cases while *Jadx* still generate code as shown in Figure 1b. Such enduring challenge highlight the prospect of continual emergence of understandability-related issues, which have plagued both decompiler developers and users. Therefore, there exists an urgent demand of efficient assessment approach for the understandability of Java decompilation, which help developers continuously improve their decompilers.

```

1 if (condition1) {
2     if (condition2) {
3         if (condition3) {
4             ...
5         } else { ...
6     }
7 } else { ...
8 }
9 } else { ...
10 }

```

(a) Code snippet 1

```

1 if (condition1) {
2     if (condition2) {
3         if (condition3) {
4             return null;
5         }
6     }
7 }
8 }
9 }
10 return ...;

```

(b) Code snippet 2

Fig. 1: Excerpts of nested code structures generated by *Jadx*

Therefore, in this paper, we conduct an empirical study on code understandability of Java decompilation, which is organized by following the four research questions:

**RQ1: How do stakeholders in Java decompilation perceive and prioritize the understandability of decompiled code?** While the proliferation of understandability-related issues offers an indirect evidence of the growing emphasis placed on code understandability within Java decompilation, an accurate assessment of the extent to which pertinent stakeholders, such as Java program developers, Java decompiler users, and researchers, actively prioritize decompilation understandability necessitates a direct inquiry via survey.

**RQ2: how can code understandability vary between decompiled code and source code?** The major concern of the code understandability in decompilation lies in whether Java decompilers are able to retain the understandability of the code. This prompts an in-depth investigation into whether decompiled code may exhibit different understandability compared to its source code counterpart, and the underlying factors contributing to such disparities.

**RQ3: how can rule-based understandability metrics assess the understandability of both decompiled code and their corresponding source code?** Conventional metrics, such as the widely recognized Cognitive Complexity, which are rule-based in nature, serve as established measures for assessing the understandability of provided segments of source code [7]. An interesting topic concerns the applicability of these metrics in the context of decompilation.

**RQ4: how can language-model-based metrics assess the understandability of both decompiled code and their corresponding source code?** Language models leveraging real-world projects for intelligence, notably perplexity, typically serve as a guiding framework to enhance the code understandability in program completion and generation tasks [8]. Consequently, we also examine the applicability of perplexity as an understandability metric of decompiled code.

To address the research questions posed above, a comprehensive research methodology including a user survey and three experiments, has been proposed in this paper, which gives both a macro and a micro picture of the understandability of Java decompilation, especially, in a quantitative manner. Our user survey targeting the stakeholders’ perspectives on Java decompilation understandability has revealed that Java developers and researchers view the understandability of Java decompilation as equally important as its correctness, with understandability issues occurring more frequently than decompilation failures. We also propose the first series of experiments for Java decompilation understandability, in which the understandability of Java decompiled code is assessed in comparison to its corresponding source code, according to which the results are classified into three types, namely *Less*, *Equi*, and *More*. During these experiments, six code patterns have been revealed, which contribute to major disparities in code understandability between decompiled code and source code. Building upon these code patterns, we propose and subsequently validate a comprehensive metric based on Cognitive Complexity, namely *Cognitive Complexity<sup>D</sup>*, to assess understandability of decompiled code. The experimental results prove the effectiveness of this metric in accurately identifying the understandability of decompiled code. Particularly, This metric exhibits notable recall and precision in identifying disparities in comprehensibility between decompiled code and its source code counterpart.

#### A. Contribution

We summarize our contributions as follows:

- a well-designed user survey on decompilation that investigates stakeholders’ perspectives on the understandability of Java decompilation.
- a ground-truth benchmark for code understandability assessment in the context of decompilation, comprising a total of 1287 files sourced from 14 Java projects and their counterparts resulting from the compilation-decompilation process.
- the first in-depth empirical study on code understandability of Java decompilation, in which six code patterns that greatly confuse the two understandability metrics were summarized from this study.

<sup>1</sup><https://github.com/skylot/jadx/issues/1455>

<sup>2</sup><https://github.com/skylot/jadx/issues/1689>

- an enhanced understandability metric inspired by the six code patterns for the context of decompilation and a tool to assess understandability for given pieces of code with this enhanced metric.
- a series of experiments on this enhanced metric to evaluate its effectiveness in revealing decompiled code snippets manifesting clearly distinguishable levels of understandability.

### B. Paper Organization.

The rest of the paper is organized as follows: section II describes our questionnaire results and demonstrates the magnitude of our study. section III introduces the understandability metrics used in our study. section IV introduces our experimental methodology. section V describes our experimental results. section VI describes our case studies. section VII designs and validates our new metric. section VIII discusses the threats. section IX introduces the related work. section X concludes the paper. section XI provides the link to our experimental data and tools.

## II. MAGNITUDE

To provide a macro picture of the understandability of Java decompilation, a well-designed user survey has been proposed, which targets stakeholders engaged in Java development regarding the understandability of Java decompilation. In this survey, a questionnaire, standing as one of the most effective and frequently-used methods [9]–[11] for collecting direct feedback from users, has been introduced. This questionnaire enables us to discern prevalent commonalities and disparate perspectives among diverse stakeholders from a macroscopic viewpoint, thereby enriching comprehension of the nature characteristics of Java decompilation. In a nutshell, this user survey aims to systematically and directly address our RQ1.

### A. Setup For User Survey

The setup of our user survey for RQ1 is as follows.

1) *Survey Participants*: Our target participants include developers of Java decompilers, developers of popular Java open-source projects and academic researchers. Developers of decompilers possess specialized knowledge and experience in decompilation techniques, providing valuable insights into tool development and usage. Engaging with developers of open-source projects allows us to capture the perspectives of potential end users of Java decompilers in real-world software development scenarios. In detail, 234 developers from 8 well-known Java decompiler projects on GitHub, 451 developers from 10 popular Java projects, and 120 researchers majored in computer science from 3 world-famous universities have been selected as our target participants. Eventually, 805 developers and researchers were invited to participate in this user survey in total.

2) *Survey Platform*: E-mails have been employed to gather questionnaire responses from participants across different regions and backgrounds, during which anonymity is ensured. The e-mail addresses of our target participants were collected

TABLE I: Survey Questions

No.	Question	Type	Options
Q1	Java decompilation experience	Self-evaluation	Yes, No
Q2	Education level		PhD, Master, Bachelor, High School
Q3	Java programming experience		1 year to 10 years
Q4	Java decompilers ever used		CFR, FernFlower, JADX, JD-GUI, Krakatau, Procyon, Other
Q5	Java decompilers usage		Bug Detection, Code Reuse, Malware Detection, Privacy Leakage Detection, Other
Q6	Decompiler usage frequency		Daily, Weekly, Monthly, Less
Q7	Importance of decompilation	Decompilation evaluation	1 (Not Important) to 10 (Very Important)
Q8	Importance of decompilation correctness		1 (Not Important) to 10 (Very Important)
Q9	Importance of decompilation understandability		1 (Not Important) to 10 (Very Important)
Q10	Frequency of decompilation failures	Decompilation issues	1 (Very rare) to 10 (Very frequent)
Q11	Frequency of decompilation understandability issues		1 (Very rare) to 10 (Very frequent)

by examining the commit logs of well-known Java projects and decompiler projects, as well as the contact information available on the websites of universities.

3) *Survey Questions*: A total of 11 questions have been designed in the questionnaire. The first question, Q1, inquires whether participants have ever used decompilers, which is critical given its potential influence on the reliability of their following responses concerning Java decompilation. The remaining questions can be classified into three categories: (1) the participants' self-evaluation, including their education level (Q2), their experience in Java programming (Q3); experience in Java decompilers usage, including the Java decompilers ever used (Q4), the purpose they used the decompilers for (Q5) and the frequency of using decompilers (Q6); (2) the importance of Java decompilation (Q7), decompilation correctness (Q8), and decompilation understandability in the participants' view (Q9); (3) the frequency of decompilation failures (Q10) and understandability issues (Q11) encountered by participants.

Here we collect the detailed information of participants in order to investigate whether the experience and the characteristics of participants may influence their opinion on Java decompilation. We focus not only on the decompilation understandability but also on the decompilation correctness, as correctness is another important concern in decompilation. It can help us have a better comprehension of the importance of decompilation understandability and frequency of understandability issues in comparison. Particularly, question Q1 is designed to help us exclude invalid responses from users who have never used Java decompilers. Questions Q7-Q11 are 10-point Likert scale questions with 10 selections ranging from 1 (not important/very rare) to 10 (very important/very frequent).

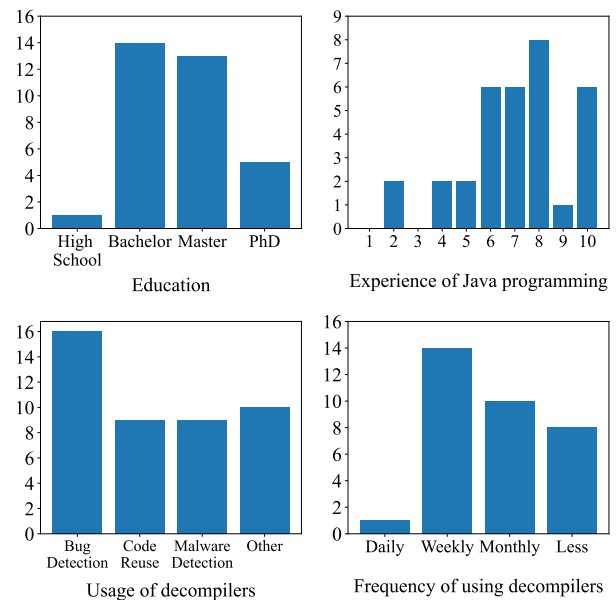
## B. Survey Results

Eventually, we received 33 valid survey responses, out of which 15 were from developers of Java decompilers, 9 were from developers of other Java projects, and 9 were from university researchers. Figure 2a presents the respondents’ self-evaluation and their usage experience with Java decompilers. Among all 33 respondents, 97% (32 out of 33) hold at least a bachelor degree, with over half holding a master’s degree or a PhD degree. In addition, 82% respondents (27 of 33) have more than five years of experience in Java programming. These facts indicate that the survey sample consists of respondents with advanced degrees and rich experience in Java programming. These respondents are likely to have a deeper understanding of Java programming and be encountered with a wider diversity of coding styles and practices. Hence, these respondents are better equipped to evaluate the correctness and the understandability of Java code, especially the decompiled code, making their responses more reliable.

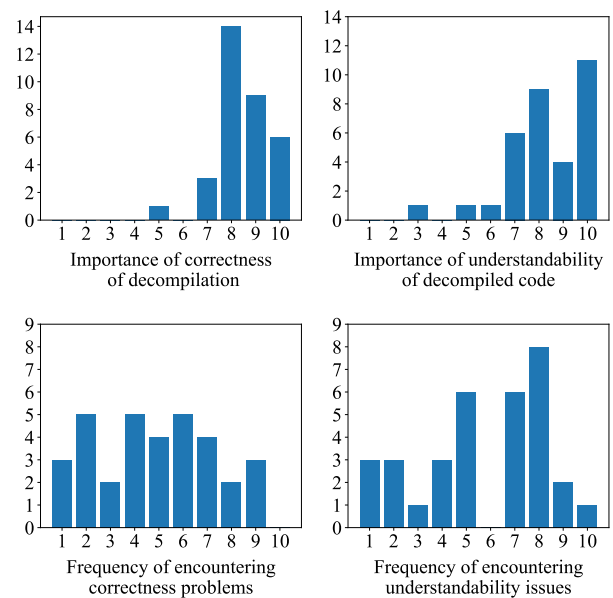
*FernFlower*, *JD-GUI*, *Jadx* and *CFR*, are four of the most frequently used decompilers, and over 88% of respondents have used any one of the four decompilers. The purposes for using Java decompilers are quite diverse: the three most common motivations are bug detection (16 respondents), code reuse (9 respondents), and malware detection (9 respondents). Additionally, several other uses were reported, including privacy leakage detection (3 respondents), source code viewing (3 respondents), study (2 respondents), library logic understanding (1 respondent), and tool refinement (1 respondent). Regarding the usage experience of Java decompilers, 76% respondents use decompilers on a weekly or monthly basis. This frequent usage suggests that most respondents are well-acquainted with these Java decompilers, which in turn implies that their evaluations of the Java decompilers are likely to be relatively objective.

Our survey also suggests that 24% of our respondents think that Java decompilation is extremely important (10 scores), with an average score of 7.7. Figure 2b further illustrates the distribution of respondents’ evaluation on the correctness and understandability of Java decompilation. In detail, 97% of respondents assigned a score over 5 to the importance of decompilation correctness, while the corresponding figure for the importance of decompilation understandability is 94%. Their average scores are 8.5 and 8.3, respectively. Notably, a score of 1 denotes “not important at all,” and a score of 10 denotes “very important,” with a score of 5.5 being the midpoint. Although 6% (2 out of 33) of respondents rated the importance of decompilation understandability below 5.5, 33% (11 out of 33) considered it very important (score 10), a proportion even higher than that for decompilation correctness. It is to be expected that stakeholders of Java decompilers value both decompilation correctness and understandability. Particularly noteworthy is that these statistics suggest that developers and researchers in the wild regard decompilation understandability as important as its correctness.

Similar trends have also been observed in the frequency of decompilation failures and understandability issues encountered by respondents who have used decompilers before. The



(a) Respondents’ self-evaluation and Java decompiler experience.



(b) Respondents’ evaluation on the correctness and understandability of Java decompilation.

Fig. 2: Survey results.

average scores for the frequency of encountered decompilation failures and decompilation understandability issues are 4.8 and 5.7, indicating that understandability issues are more commonly encountered in daily Java decompiler usage. A detailed investigation reveals polarized opinions on the frequency of understandability issues: though 30% respondents (10 out of 33) rated the frequency of understandability issues as low (score 4 or lower), 52% regarded them as frequent (score 7 or higher), and 24% assigned a high score of 8, the most frequently-selected score among all options. While it is possible that a number of understandability issues arise

from the inherent complexity of the source code, our empirical findings addressing RQ2 indicate that a significant proportion of these issues are caused by the implementation of Java decompilers themselves. This part is further demonstrated in Section V-A.

**CONCLUSION:** *Java program developers and researchers in the wild regard the understandability of Java decompilation as important as its correctness, and decompilation understandability issues are even more commonly encountered than decompilation failures.*

Decompilation correctness has garnered considerable attention and has been extensively studied [1], [2], [4]. Unfortunately, no existing studies have ever focused on the understandability of decompilation. Our work aims to fill this gap by conducting the first comprehensive study on decompilation understandability. We investigate the typical causes of understandability issues, explore the potential for developing metrics to effectively assess understandability, and pave the way for future researches in this area.

### III. UNDERSTANDABILITY METRICS

In this section, we introduce Cognitive Complexity and perplexity, which stand for rule-based and language-model-based metrics for code understandability, respectively.

#### A. Cognitive Complexity

Cognitive Complexity [5] is introduced as a novel approach for assessing code understandability, aiming to address the limitations of Cyclomatic Complexity [12]. Cognitive Complexity is evaluated based on three basic rules: First, ignore structures that enable concise representation of multiple statements in a readable manner. Second, apply an increment for each interruption in the linear flow of the code. Various statements including *if*, *else*, *for*, *do*, *while*, *catch*, *switch*, *goto*, *break*, *continue*, as well as ternary operators and sequences of different logical operators contribute to the increment. Third, apply an increment when flow-breaking structures are nested. This rule entails that it takes into account the nesting depth when assessing the overall complexity of code.

```

1 public boolean containsDigitOrLetter (Character[] input) {
2   for (Character c : input) { // +1
3     if (c != null // +2 (nesting =1)
4       && (Character.isDigit (c) || Character.isLetter (c))) // +2
5       return true ;
6   }
7   return false ;
8 } // Cognitive Complexity = 5

```

Listing 1: An example of Cognitive Complexity.

An illustrative example of the calculation process of Cognitive Complexity is provided in Listing 1. In line 2, the Cognitive Complexity score increases by 1 when encountering *for*. Simultaneously, the nesting score increases by 1 due to the introduction of a nested structure. line 3 contributes to the Cognitive Complexity score with an increase of 2, which results from the presence of a *if* statement, and the nesting score, currently at 1. Finally, in line 4, the Cognitive

Complexity score increases by 2, which reflects the cumulative impact of various logical operators.

Cognitive Complexity is validated as a measure of source code understandability in a study [7], which has demonstrated a positive correlation between Cognitive Complexity and both developers' comprehension time and their subjective ratings of code understandability.

We seek to extend the utility of Cognitive Complexity by applying it to the evaluation of decompiled code understandability, with the goal of shedding light on assessing code understandability in the context of decompilation.

#### B. Perplexity

Perplexity [6] of language models is the exponential form of cross-entropy. It is utilized to evaluate the performance of language models, and it can also be employed to quantify how surprising a sentence appears in the context of the model's probability distribution. A higher perplexity score indicates that the sequence of words may deviate from what the model typically expects, implying potential issues. For a sequence  $S$  with  $n$  words, perplexity is defined as follows:

$$Perplexity(S) = \exp \left\{ -\frac{1}{n} \sum_i^n \log P(w_i | w_{<i}) \right\}$$

in which  $w_i$  is the  $i$ -th words of  $S$ , and  $P(w_i | w_{<i})$  is the conditional probability of the  $i$ -th word given preceding words.

As for language models, we employ  $n$ -gram language models due to their extensive prevalence in software engineering tasks. Hindle et al. [13] have demonstrated that code exhibits repetitive patterns and possesses predictable statistical properties that can be effectively captured by  $n$ -gram language models. Subsequently,  $n$ -gram language models have been widely used in various software engineering tasks including bug detection, code completion and so on [14]–[18]. In  $n$ -gram language models, preceding  $n-1$  words are considered as the context for predicting the probability of the next word. When  $n$  is set to 5, the conditional probability is

$$P(w_n | w_1, w_2, \dots, w_{n-1}) = \prod_{i=1}^n P(w_i | w_{i-1} w_{i-2} w_{i-3} w_{i-4})$$

in which  $P(w_i | w_{i-1} w_{i-2} w_{i-3} w_{i-4})$  is the conditional probability of the  $i$ -th word given the preceding four words.

Our research endeavors to determine whether perplexity of  $n$ -gram language models correlates with the understandability of decompiled code.

### IV. EXPERIMENTAL METHODOLOGY

To provide a micro picture of the understandability of Java decompilation, a series of three experiments has been conducted to investigate into the understandability of Java decompilation in a micro manner. In detail, through these experiments, we delve deeper into the understandability disparity between the source code from real-world Java projects and the corresponding decompiled code generated by real-world Java decompilers quantitatively. Since no existing benchmarks

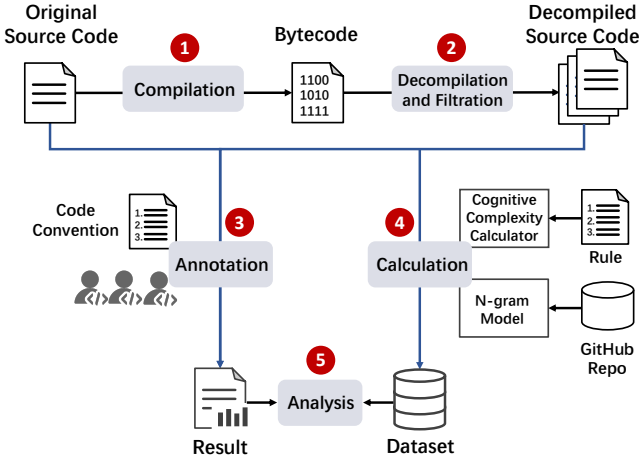


Fig. 3: Framework including compilation, decompilation, filtration, calculation, annotation and analysis.

has ever been proposed for the Java decompilation understandability, the first experiment tries to give an as objective and impartial as possible assessment on the understandability, with understandability rules and manual assistance. This experiment serves to demonstrate the inherent diversity in the understandability between the decompiled code and the source code, thereby establishing a ground truth for the following understandability assessment. The following two experiments, therefore, are designed to investigate the effectiveness of different kinds of metrics in recognizing understandability disparities, which address our RQ3 and RQ4. In these two experiments, Cognitive Complexity and Perplexity, standing for rule based metrics and language-model-based metrics respectively, are selected for the understandability assessment.

#### A. Setup for Understandability Assessment Experiments

To set up the following three experiments regarding understandability between the decompiled code and source code from real-world Java decompilers and projects, we propose an experiment framework as illustrated in Figure 3.

1) *Experimental Protocol*: In this framework, the three experiments have been conducted with the following steps: (1) *Compilation*: First, the source code extracted from real-world Java projects, denoted as the original source code, is compiled into bytecode with *javac* of version 1.8.0351. (2) *Decompilation and Filtration*: The bytecode is then decompiled using various decompilers, and the corresponding output is referred to as the decompiled code. Since this study focus on decompilation understandability, we would like to exclude the failed decompilation cases in our statistics, because though failures in decompilation, i.e., exceptions, syntactic errors and inconsistent semantics, may greatly influence the decompilation understandability, however, they are usually due to bugs in the decompilers and should not be the main focus of our paper. (3) *Annotation*: To provide a ground truth against which two metrics can be evaluated, an annotation of the understandability of the decompiled code has been conducted. During this process, both convention for code understandability and manual assistance have been employed to ensure

quality of the annotation and mitigate the potential bias in this assessment. (4) *Metric Calculation*: To evaluate Cognitive Complexity and perplexity, we compute scores of them for both decompiled code and original source code. (5) *Result Analysis*: To comprehensively validate the effectiveness of the metrics in assessing the code understandability in the context of decompilation, we analyze outcomes derived from our annotated dataset and two metrics.

2) *Experimental Objects*: As for experimental objects, we focus on four extensively utilized Java decompilers following the prior research [4], namely *CFR* [19], *Fernflower* [20], *JD-GUI* [21], and *Jadx* [22], which are the four most popular Java decompilers as detailed in Section II. However, we eventually excluded *JD-GUI* from our experiments due to its inactive development status, evidenced by its last update in 2019. Our selection of experiment objects also aligns with a related work targeting Java decompilers [4]. An overview of the Java decompilers’ characteristics is provided in Table II. Notably, all of them have gained over 1,000 stars in GitHub, proving their popularity. It is also worth noting that *Fernflower*, has been widely used within IntelliJ IDEA [23], one of the most popular and widely used IDEs focused on Java language, for decompiling Java classes since version 14.1.

TABLE II: Characteristics of three decompilers.

DECOMPILER	VERSION	#COMMITTS	#STARS	#LOC
<i>CFR</i>	0.152	1878	1.7K	66173
<i>Fernflower</i>	-	637	3K	57264
<i>Jadx</i>	1.4.5	1861	36K	69214

TABLE III: An overview of files after compilation, decompilation and filtration (**ORI**: Original. **REC**: Re compilable. **PAT**: Able to pass tests.).

DECOMPILER	#ORI	#REC	#PAT
<i>CFR</i>	2041	1739	1730
<i>Fernflower</i>	2041	1387	1378
<i>Jadx</i>	2041	1374	1346
<b>INTERSECTION</b>	2041	1175	1150

3) *Experimental Subjects*: To obtain a collection of real-world Java projects for the assessment, we have employed the same set of projects as previous works [1], [24], including 2041 Java files from 14 projects. We leverage the tool proposed in the previous study [1] to process compilation, decompilation and filtration. Table III provides an overview of the outcomes after these processes, including original files (ORI), recompilable files (REC) and files able to pass tests (PAT).

In alignment with prior research, we conducted our experiment at the file granularity level, as files serve as the fundamental entities in the process of decompilation. To ensure a more focused investigation into decompilation challenges and the relevance of our analysis, we excluded simple files such as enumerations, interfaces, and classes that consist solely of straightforward getter and setter methods. An overview of these selected files is provided in Table IV, specifying the projects from which they originate. After this step, we obtain a subset comprising 429 sets of files, which are expected to offer

valuable insights into the understandability of decompiled code.

Note that these projects utilize *Apache Maven* as management tools, with the majority of them employing the default debug option, configured as *true*. Consequently, during decompilation, debugging information including variable names can be recovered. However, in projects that opt to remove debugging information, variable names become irretrievably lost. Therefore, our assessment of decompiled code understandability does not take variable names into consideration.

4) *Experimental Metrics*: To answer RQ2, we referred to coding conventions from three world-famous companies, namely, Oracle [25], Google [26], and Alibaba [27]—due to the absence of universally accepted standards for code understandability. These conventions serve as oracles for our assessment of code understandability. However, it is important to note that these conventions are guidelines with recommendations on various aspects of software development. Given the considerable diversity in the structures of real-world code snippets, automating the assessment process remains challenging. Therefore, two graduate students were engaged to annotate the relative understandability of these files. Both students have completed coursework in software engineering and have over five years of experience in Java programming. To prevent potential bias as possible as we can, it took 15 hours for both students to be familiar with the three coding conventions before annotation. This familiarity with the coding conventions provides a foundation for the subsequent annotation process.

During the annotation process, both students were required to individually assess the relative understandability of the decompiled files compared to the corresponding original source files. For a given pair of decompile file and source file, relative understandability is classified into three categories: *Less*, indicating that the decompiled file is significantly less understandable than the source file; *Equi*, signifying that the understandability of the two files is relatively comparable; and *More*, indicating that the decompiled code is significantly more understandable. Noteworthy, supporting evidence from the coding conventions had to be provided by both students for reference. A classification could only be finalized when both students agreed. In cases of disagreement, a third student, also familiar with the coding conventions and experienced in Java programming, was tasked with making the final decision. Finally, we established a final annotated dataset that represents the relative understandability of decompiled files compared to the original counterparts.

For the metric calculation, an open-source tool [28] was employed to measure Cognitive Complexity of code snippets. As for perplexity, a 5-gram language model with highly popular Java projects collected from *GitHub* has been trained. In order to ensure the high quality of our training dataset, we curated 40 Java projects, each of which has gained more than 10,000 stars and 5,000 forks on *GitHub*. This meticulous selection encompasses a total of 107,696 Java files, serving as the foundation for the training of our model.

TABLE IV: An overview of selected files (**ORI**: Original. **REC**: Recompilable. **PAT**: Able to pass tests. **EVA**: To be evaluated.).

PROJECT	#ORI	#REC	#PAT	#EVA	#ORI <sub>LOC</sub>	#EVA <sub>LOC</sub>
Bukkit	642	479	479	100	60800	11453
Codec	59	44	44	26	15087	7301
Collections	301	54	53	32	62077	3437
Imaging	329	186	185	86	47396	8099
Lang	154	55	51	28	79509	6983
DiskLruCache	3	1	0	0	1206	0
JavaPoet	2	1	0	0	934	0
Joda time	165	114	104	71	70027	18011
Jsoup	54	19	18	11	14801	1544
JUnit4	195	107	102	36	17167	3391
Mimecraft	4	2	2	2	523	304
Scribe Java	89	80	80	25	4294	1411
Spark	34	27	26	9	4089	929
DeTest	10	7	6	3	211	102
<b>TOTAL</b>	2041	1175	1150	429	378121	62965

TABLE V: Details of the relative understandability of the annotated dataset (Each cell denoted as  $a/b/c$  presents that under the specific Java project and decompiler, there are  $a$ ,  $b$ , and  $c$  decompiled files demonstrating *Less*, *Equi*, and *More* understandability relative to their respective source code.).

PROJECT	#FILE	CFR	FERN	JADX	TOTAL
Bukkit	300	19/63/19	24/70/6	17/76/7	59/209/32
Codec	78	12/14/0	14/12/0	8/18/0	34/44/0
Collections	96	3/29/0	1/31/0	1/31/0	5/91/0
Imaging	258	34/51/1	33/53/0	13/72/1	80/176/2
Lang	84	13/15/0	11/17/0	6/22/0	30/54/0
Joda time	213	18/53/0	17/54/0	9/62/0	44/169/0
Jsoup	33	0/2/9	0/3/8	0/3/8	0/8/25
Junit4	108	5/29/2	4/30/2	2/32/2	11/91/6
Mimecraft	6	0/2/0	0/2/0	1/1/0	1/5/0
Scribe Java	75	2/19/4	1/20/4	0/21/4	3/60/12
Spark	27	1/8/0	0/9/0	0/9/0	1/26/0
DeTest	9	0/1/2	1/0/2	1/0/2	2/1/6
<b>TOTAL</b>	1287	106/286/37	106/301/22	58/347/24	270/934/83

## V. EXPERIMENTAL RESULTS

A. *RQ2: how can code understandability vary between decompiled code and source code?*

The annotated result of 1287 files is presented in Table V by Java projects and decompilers. Evidently, a predominant 93.6% ((934+270)/1287) of the decompiled files, are annotated as either *Equi* or *Less* understandable in comparison to their original source code files. This observation is consistent with logical expectations, given that decompiled files share identical semantics (bytecode) with their corresponding source code, where the semantics greatly influence the understandability of both the decompiled and source code. However, it is important to note that the source code is typically maintained and optimized with human-intelligence, and naturally should have higher readability and understandability than code automatically generated by Java decompilers. This may explain the observed 21.0% decompiled files exhibiting *Less* understandability.

While this proportion may be relatively modest, such cases of *Less* can be commonly observed in eleven out of all twelve Java projects (the exception is project *Jsoup* containing only 33 files) and the percentage of all three decompilers as

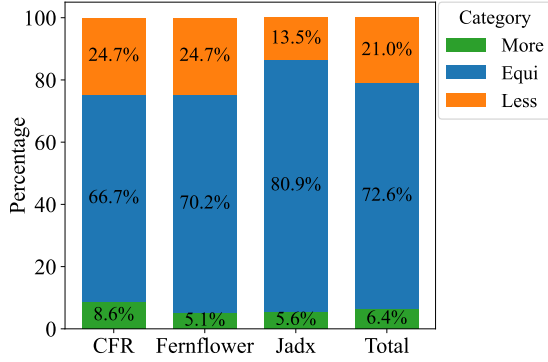


Fig. 4: An overview of relative understandability of the decompiled files when compared to corresponding original ones.

shown in Figure 4. This observation indicates that, despite decompilers’ ability to generate code that is syntactically and semantically accurate, a noteworthy subset of the decompiled code manifests a higher complexity than that of the source code, which, however, may impede the intended objective of program comprehension in decompilation. Meanwhile, these files also underscore the inherent challenges in generating well-structured code in decompilation, thereby indicating potential areas for enhancement in the code generation strategies employed by Java decompilers.

For the remaining 6.4% decompiled files, they are identified to have higher understandability relative to their original source code files. This data implies the potential of Java decompilers to generate code snippets that exhibit superior structural coherence and understandability, even in comparison to source code written by developers.

Furthermore, an in-depth analysis of the differences between the understandability of the decompiled code and the original source code has been conducted. This detailed analysis is presented in Section VI, which investigates the root causes of the understandability disparities in terms of code patterns.

**CONCLUSION:** *A noteworthy proportion of code snippets decompiled by current Java decompilers exhibits significant lower or even higher understandability relative to their respective source code.*

*B. RQ3: how can rule-based understandability metrics assess the understandability of both decompiled code and their corresponding source code?*

To answer RQ3, Figure 5 presents Cognitive Complexity scores of the original files and corresponding decompiled files with an outlier removed. The files in the Figure 5 are organized in ascending order based on their respective Cognitive Complexity of original files. The only outlier pertains to a source file in the project *Lang*, whose Cognitive Complexity is 138. The associated decompiled code, generated by *CFR*, *FernFlower*, and *Jadx*, manifests Cognitive Complexity scores of 150, 197, and 177, respectively. The Cognitive Complexity scores for the remaining source files exhibit a spectrum ranging from 1 to 110, with an average value of 8.5. With decompiler *CFR*, *Fernflower*, and *Jadx*, the scores

of respective decompiled files range from 1 to 110, 0 to 120, and 1 to 107, yielding an average of 8.0, 11.0, and 8.6.

Notably, the scores for files generated by *CFR* and *Jadx* closely resemble those of the original files. In contrast, files produced by *Fernflower* exhibit a significant increase when compared to their original counterparts because *Fernflower* tends to generate explicit *else* statements and braces, resulting in more nested code structures and higher scores.

While two out of the three Java decompilers turn out to generate code with Cognitive Complexity levels comparable to that of the source code, whether these code pieces exhibit similar levels of understandability warrants further exploration. Therefore, we compute the confusion matrix of the relative understandability indicated by Cognitive Complexity with reference to the annotated dataset. In order to convert Cognitive Complexity into three categories of relative understandability, we consider files with similar Cognitive Complexity scores to the original equivalently understandable. Specifically, we employ the following formula:

$$U(x, ori) = \begin{cases} Less, & \text{if } x > ori + t \\ Equi, & \text{if } ori - t \leq x \leq ori + t \\ More, & \text{if } x < ori - t \end{cases}$$

Here  $x$  and  $ori$  represents the Cognitive Complexity score of the decompiled and the original file, respectively, where  $t$  represents the threshold denoting the maximum allowable disparity between the decompiled and original file. For the value of  $t$ , we tried integer values ranging from 0 to 10 to optimize the overall performance. Given the imbalanced nature of the dataset, we choose to maximize the macro F1-score, which is the mean of F1-scores of all classes. After comprehensive testing, we determined that setting  $t$  to 3 resulted in the highest macro F1-score, achieving a value of 0.47. This specific threshold balances precision and recall across different classes in the dataset, thereby providing the best overall performance.

TABLE VI: Confusion Matrix and metrics of relative understandability indicated by Cognitive Complexity.

(a) Confusion Matrix				(b) Metrics			
Predict \ Actual	Less	Equi	More		Precision	Recall	F1
Less	79	19	4	Less	0.77	0.29	0.42
Equi	181	901	72	Equi	0.78	0.96	0.86
More	10	14	7	More	0.23	0.08	0.12

In order to comprehensively evaluate this metric, we proceed to compute the precision, recall, and F1-scores for each category. The confusion matrix along with pertinent metrics are displayed in Table VI. Although the F1-score of the *Equi* is relatively high (0.86), F1-scores of *Less* and *More* are 0.42 and 0.12 respectively, yielding a macro F1-score of 0.47.

As shown in Table VI, 27.4% (353/1287) of files exhibit a significantly enhanced or diminished level of understandability after decompilation. Nevertheless, these occurrences assume considerable significance, as they imply possible failure in the designing of heuristic algorithms of decompilation for selecting appropriate syntactic representations for the identical



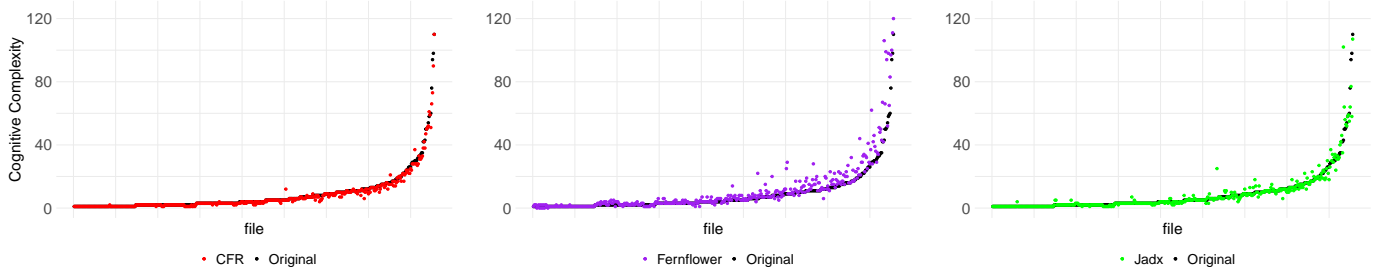


Fig. 5: Scatter plots of Cognitive Complexity scores of original files and corresponding decompiled files.

semantics. Specifically, Cognitive Complexity only achieves a recall of 0.29 for *Less* understandable decompiled files. Stated differently, Cognitive Complexity exhibited the capability to identify merely 79 instances among the total 270 files of this category, concurrently mistook 181 of the remaining 191 files as *Equi*. The utilization of Cognitive Complexity in the evaluation of decompilation understandability, if possible, may introduce the potential for developers to inadvertently overlook these 191 files. This oversight warrants serious consideration, as these files may harbor indications of failure designs contributing to the increased complexities in the decompiled code.

Despite the low recall of Cognitive Complexity in recognizing *Less* and *More* understandable files, Cognitive Complexity achieves a precision of 0.77 in recognizing *Less* understandable files. This fact shows the potential of Cognitive Complexity as a measure of decompiled code understandability. Our further investigation into these correctly recognized *Less* understandability decompiled files reveals that 81.4% of these files contains more intricate nested code structures (refer to Pattern P1 in Section VI-A) than the original counterparts. However, it is also not always the case. There also exists some nested code structures whose understandability can not be precisely assessed with Cognitive Complexity, as exemplified in Figure 6. This figure shows a decompilation by *FernFlower* of a code snippet from the *Bukkit* project. In this decompilation, the nested *if* statements *condition2* and *condition3* are placed within the *if* statement *condition1*, increasing the block depth and thereby complicating understandability. While this discrepancy in understandability is reflected in the Cognitive Complexity scores—5 for the original source and 8 for the decompiled code—the difference remains within our threshold (set to 3). Eventually, this instance results in a misclassification from *Less* to *Equi*.

These observations underscore the effectiveness of Cognitive Complexity in capturing the complexity of the control flow. However, when it comes to some nested conditional or loop structures, Cognitive Complexity fails to accurately reflect the precise impact of these structures on code understandability in decompilation.

#### CONCLUSION:

*Cognitive Complexity demonstrates relatively acceptable precision while low recall in recognizing decompiled code snippets exhibiting diverse understandability relative to their respective source code.*

1	if (condition1) { // +1	1	if (!condition1) { // +1
2	... return false ;	2	...
3	}	3	if (condition2) { // +2
4	...	4	... if (condition3) { // +3
5	if (condition2) { // +1	5	... if (condition3) { // +3
6	... if (condition3) { // +2	6	... }
7	... }	7	... }
8	... }	8	... }
9	... }	9	} else { // +1
10	... }	10	... }
11	} else { // +1	11	... }
12	... }	12	return true ;
13	return true ;	13	} else { // +1
14	// Cognitive Complexity = 5	14	... return false ;
15		15	} // Cognitive Complexity = 8

(a) Original

(b) *FernFlower*

Fig. 6: Cognitive Complexity scores for original `org.bukkit.command.defaults.KickCommand` and corresponding code generated by *FernFlower*.

C. RQ4: how can language-model-based metrics assess the understandability of both decompiled code and their corresponding source code?

To address RQ4, Figure 7 presents perplexity scores of decompiled files and their corresponding original files with an outlier removed, as well. The only outlier is observed in a source file from the project *Imaging*, characterized by an original perplexity of 3218.9. The perplexities of its corresponding decompiled code, generated by *CFR*, *FernFlower*, and *Jadx*, manifest as 3134.0, 3153.7, and 4502.6, respectively. Except this outlier, the perplexity metrics for the remaining source files span a broad spectrum, ranging from 3.7 to 701.5, with an average value of 99.1. With decompiler *CFR*, *FernFlower*, and *Jadx*, the perplexity of respective decompiled files falls within the range of 5.6 to 608.1, 5.6 to 590.5, and 7.6 to 596.7, resulting in average values of 101.0, 100.2, and 94.5.

It's noteworthy that no significant increases or decreases are observed between scores of original files and files generated by different decompilers. To evaluate perplexity, we compute the confusion matrix and relative metrics of the relative understandability indicated by perplexity with reference to the annotated dataset. We adopt a dynamic approach that utilizes a ratio, rather than a constant, to determine the bounds of equivalent understandability. This approach is motivated by the considerable difference in perplexity scores exhibited by files with distinct characteristics. Specifically, we employ the

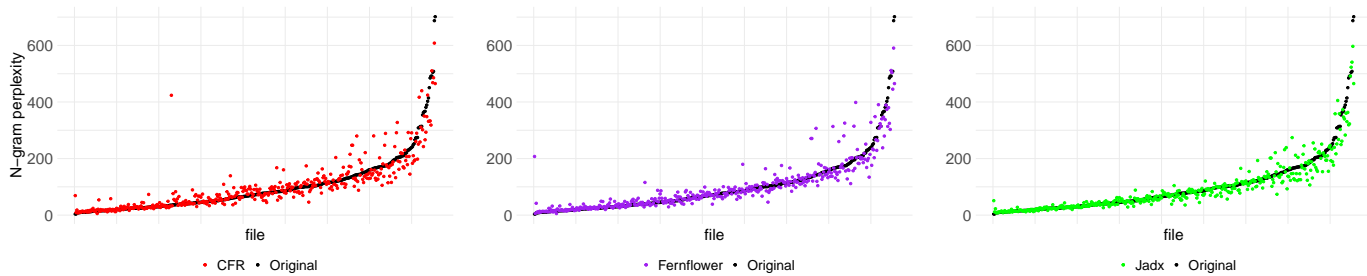


Fig. 7: Scatter plots of n-gram perplexity scores of original files and corresponding decompiled files

following formula:

$$U(x, ori) = \begin{cases} Less, & \text{if } x > (1 + t) * ori \\ Equi, & \text{if } (1 - t) * ori \leq x \leq (1 + t) * ori \\ More, & \text{if } x < (1 - t) * ori \end{cases}$$

where  $x$  represents the perplexity score of the decompiled code,  $ori$  represents the perplexity score of the original.

We determine a ratio of 0.27 as our selected threshold, which yielding a highest macro F1-score of 0.40.

TABLE VII: Confusion Matrix and metrics of relative understandability indicated by perplexity.

(a) Confusion Matrix				(b) Metrics			
Predict \ Actual	Less	Equi	More		Precision	Recall	F1
Less	68	121	2	Less	0.36	0.25	0.30
Equi	184	753	70	Equi	0.75	0.81	0.78
More	18	60	11	More	0.12	0.13	0.13

The results are shown in Table VII. Perplexity exhibits several phenomena similar to that of Cognitive Complexity, albeit more serious. The F1-scores for *Less* and *More* understandable decompiled files are 0.30 and 0.13 respectively. Specifically, perplexity only achieves a precision of 0.36 and a recall of 0.25 for *Less* understandable decompiled files, and the macro F1-score is only 0.40, which suggests that perplexity may not be well-aligned with the code understandability of decompilation.

These figures reveal that perplexity is difficult to capture the unnaturalness of the code, suggesting that it may require further refinement or be more effective in identifying certain types of unnatural code patterns. This finding underscores the complexity of assessing code understandability and highlights the challenges in automating this process effectively.

**CONCLUSION:** *Perplexity demonstrates both low precision and recall in recognizing decompiled code snippets exhibiting diverse understandability relative to their respective source code.*

## VI. CASE STUDY

Subsequently, we conduct an in-depth analysis of the causes contributing to the understandability disparities between the decompiled code and original source code. We further categorize and present a comprehensive summary of these causes based on their structural manifestations, specifically in terms of code patterns.

### A. Code Patterns Leading to Understandability Disparities

These patterns, named as P1-P6, are summarized in Table VIII. We offer six real cases and corresponding analysis to illustrate the impact of these patterns. These case studies shed light on the influence of these patterns on relative understandability.

TABLE VIII: Code patterns that impact code understandability.

#P	DESCRIPTION
P1	Deeply nested conditional or loop statements.
P2	Omitted parentheses in expressions with mixed operators.
P3	Excessively long lines.
P4	Omitted braces after conditional or loop statements.
P5	Inlined assignments in expressions.
P6	Numerical literals in methods directly.

<pre> 1 if (args.length &lt; 2) { 2   ... return true; 3 } 4 if (player == null) { 5   ... return true; 6 } 7 if (condition3) { 8   [...] return true; 9 } 10 11 if (condition4) { 12   ... 13 } 14 [...] </pre> <p style="text-align: center;">(a) Original</p>	<pre> 1 if (args.length &lt; 2) { 2   ... return true; 3 } else { 4   if (player == null) { 5     ... return true; 6   } else if (!condition3) { 7     if (condition4) { 8       ... 9     } 10    [...] 11  } else { 12    [...] return true; 13  } 14 } </pre> <p style="text-align: center;">(b) Fernflower</p>
--	--

Fig. 8: Excerpts of `org.bukkit.command.defaults.EffectCommand`, original and decompiled by *Fernflower*.

**P1: deeply nested conditional or loop statements.** The term “deeply” in P1 means that these nested structures should have a minimum depth of 3. To illustrate P1, Figure 8 provides a comparison between a subset of conditional statements within the original source file from project *Bukkit* and the decompiled file generated by *Fernflower*. The source file in Figure 8a depicts a series of *if* blocks where developers conclude each block with *return* statements. This practice is well-known for reducing branch depth in Java and other programming languages for better code comprehension. However, as shown in Figure 8b, *Fernflower* reorganized these 1-depth conditional statements as a huge and deeply nested *if* statement, which significantly amplified the difficulty in code comprehension. Retaining the original *if* statements, as seen in Figure 8a,

from the presents a non-trivial challenge for Java decompilers. The main reason is that *if* statements with *return* and nested *if* statements with *else* share the identical bytecode. Java decompilers face significant challenges in determining the optimal generation strategy for these structures. Any oversight in this process can adversely affect the understandability of the decompiled code.

In addition, P1 can be frequently observed in quite a number of decompiled files. Particularly, among 300 decompiled files from project *Bukkit*, over one-fifth of these files are confirmed to exhibit characteristics associated with P1.

**P2: omitted parentheses in expressions with mixed operators.** To illustrate P2, we provide a snippet of the original source code from *Imaging*, alongside the code decompiled by *CFR* in Figure 9. In the Java programming language, various operators, including arithmetic operators such as '-' and binary operations such as '&' and '>>' used in Figure 9, have their own execution priorities. Notably, decompilers may opt to eliminate parentheses in order to simplify the generated code. However, this practice is not without its drawbacks, as parentheses conventionally serve the purpose of aiding readers in deducing the proper execution order of a given expression. The absence of such parentheses can potentially lead to confusion for readers. This dilemma necessitates decompilers to carefully design their strategies, determining whether to include parentheses for comprehensibility, or just to omit them for simplicity under various scenarios.

```
1 sample = sampleMask & (bitCache >> (bitsInCache - sampleBits));
```

(a) Original

```
1 sample = sampleMask & this.bitCache >> this.bitsInCache - sampleBits;
```

(b) CFR

Fig. 9: Excerpts of `org.apache.commons.imaging.common.mylzw.MyBitInputStream`, original and decompiled by *CFR*.

P2 is frequently observed in the decompilation of projects characterized by low-level numerical and bit calculations, such as projects *Imaging* and *Joda Time*. Particularly, 47 out of 258 decompiled files in project *Imaging* present to contain P2.

```
1 if (end < start) {
2     size = maxElements - start + end;
3 } else if (end == start) {
4     size = full ? maxElements : 0;
5 } else {
6     size = end - start;
7 }
```

(a) Original

```
1 size = this.end < this.start ? this.maxElements - this.start + this.end :
   (this.end == this.start ? (this.full ? this.maxElements : 0) : this.end -
   this.start);
```

(b) CFR

Fig. 10: Excerpts of `org.apache.commons.collections4.queue.CircularFifoQueue`, original and decompiled by *CFR*.

**P3: excessively long statements.** To illustrate P3, we provide a snippet from project *Collections* in Figure 10. In the original

code snippet, a straightforward set of conditional statements is utilized to determine the value of the 'size' variable based on various conditions related to the 'start' and 'end' variables. While *CFR* demonstrates the tendency to compact expressions, leveraging nested ternary operators to represent the same logic. As the complexity of the conditions increases, the resulting nested ternary expressions could become increasingly complex, which leads to excessively long statements and do harm to code understandability.

The prevalence of P3 is principally rooted in the common-used optimization strategies for generating concise conditional operator expressions when confronted with multiple branches assigning values to the same variable. This preference for brevity aims to make the decompiled code easier to grasp.

However, when there are multiple branches in the code or the conditions become intricate, this simplification can lead to excessively long and convoluted statements. As a result, the understandability of the decompiled code suffers. This highlights a delicate balance between keeping the code concise and ensuring it remains clear and understandable.

In simpler terms, decompilers often try to make code shorter and easier to understand by condensing complex conditions. But sometimes, this can make the code too long and hard to follow, showing the importance of finding the right balance between simplicity and clarity in decompiled code.

```
1 if (Character.toUpperCase(c1) != Character.toUpperCase(c2)
2     && Character.toLowerCase(c1) != Character.toLowerCase(c2)) {
3     return false;
4 }
```

(a) Original

```
1 if (Character.toUpperCase(c1) == Character.toUpperCase(c2) ||
2     Character.toLowerCase(c1) == Character.toLowerCase(c2)) continue;
3 return false;
```

(b) CFR

Fig. 11: Excerpts of `org.apache.commons.codec.binary.CharSequenceUtils`, original and decompiled by *CFR*.

**P4: omitted braces after conditional or loop statements.** To exemplify P4, we provide a comparative analysis between the original source code and the code generated by *CFR* within the context of a *while* loop located in a method of the class belonging to project *Codec*, as presented in Figure 11. Notably, decompiler *CFR* alters the loop condition by negating it and utilizes the *continue* statement with omitted braces following the *if* condition, as shown in Figure 11b. Decompilers are designed with the goal of producing code that retains semantic equivalence to the original source code while ensuring simplicity and clarity. Omitted optional braces within the code can be perceived as a strategy of decompilers to reduce verbosity and enhance the compactness of the decompiled code. However, this practice has the side effect of obscuring the boundaries of code blocks, potentially diminishing the clarity in discerning where a block begins and ends. This, in turn, can have impact on code understandability, especially when the conditional logic is intricate.

**P5: inlined assignments in expressions.** Concerning P5, Figure 12b represents another typical and prevalent optimization

```

1 char mappedChar = map(str.charAt(index));
2 if (index > 1 && mappedChar != '0') {
3     final char hwChar = str.charAt(index - 1);
4     if ('H' == hwChar || 'W' == hwChar) {
5         [...]
6     }
7 }

```

(a) Original

```

1 char hwChar;
2 char mappedChar = map(str.charAt(index));
3 if (index > 1 && mappedChar != '0' && ('H' == (hwChar =
4     str.charAt(index - 1)) || 'W' == hwChar)) {
5     [...]
6 }

```

(b) Jadx

Fig. 12: Excerpts of `org.apache.commons.codec.language.Soundex`, original and decompiled by *Jadx*.

strategy provided by Java decompilers, as illustrated in line 3. This optimization strategy inlines trivial assignments in associated expressions, thereby positioning assigned variables in proximity to their usage within the expression, consequently enhancing comprehensibility and simplicity. However, as depicted in Figure 12b, the inappropriate application of this optimization may conversely compromise code comprehensibility. In this case, variable ‘hwChar’ is instantiated through a rather complex manner using ‘charAt’ invocation. Subsequently, although ‘H’ and ‘W’ are both compared to ‘hwChar’, they exhibit disparate formats. With these two points, this inlining practice provided by *Jadx* significantly hindered the code understandability and confused the code readers. In addition to considerations related to assignment complexity and expression similarity, numerous other factors necessitate attention in the designing of this optimization strategy. Java decompiler developers should exercise clear awareness of these considerations. Regrettably, such awareness is often lacking in practice.

```

1 private static final int gridSize = 1 << 24;
2 public BlockIterator(...) {
3     [...]
4     secondError = floor(seconddd * gridSize);
5     [...]
6 }

```

(a) Original

```

1 private static final int gridSize = 16777216;
2 public BlockIterator(...) {
3     [...]
4     this.secondError = NumberConversions.floor(seconddd * 1.6777216E7);
5     [...]
6 }

```

(b) Fernflower

Fig. 13: Excerpts of `org.bukkit.util.BlockIterator`, original and decompiled by *Fernflower*.

**P6: numerical literals instead of constants.** Within source code, developers typically create a multitude of well-named constants that are used across their projects. During the compilation process to bytecode, these constants, particularly the numerical constants, are invariably substituted with concrete numerical literals by compilers with constant propagation optimization. Existing decompilers frequently encounter challenges in retaining these numerical literals to the corre-

sponding constants as source code. As shown in Figure 13, *FernFlower* used `1.6777216E7` instead of `gridSize` in line 4 of Figure 13b. This deviation impedes the clarity and understandability of the decompiled code. Furthermore, the situation can be more complex for expressions comprised of the calculation using multiple numerical constants. Java compilers often employ constant folding optimization, which simplifies the code by computing the results of these expressions at compile-time. As shown in line 1 of Figure 13b, *FernFlower* used `16777216`, i.e., the result of `1 << 24` rather than recovering the original expression. This renders the decompiled code, particularly with regard to numerical constants, significantly more difficult to comprehend.

Addressing these understandability issues presents a formidable challenge. Decompilers must decide whether to retain each numerical literal in association with its potential corresponding constant. This requires sophisticated analysis to identify constants and expressions that were optimized by the compiler and map them back to their original named constants and expressions. To mitigate the potential understandability impediments of P6, it is imperative for Java decompilers to implement advanced heuristics and analysis techniques. These should aim to recognize common constants and patterns in expressions, reverse engineer the optimizations performed by the compiler, and replace literals with meaningful constant names wherever possible.

Presently, P6 has been observed across many projects, including *Codec*, *Imaging*, *Lang* and *Joda Time*. It is evident that P6 has the potential to occur in any other projects that frequently define and use numerical constants.

## B. Prevalence&Severity of Code Patterns

Although these patterns are summarized based on our insights, it is also essential to conduct a quantitative analysis on the prevalence and severity of these patterns. This analysis is aimed at giving a more comprehensive understanding of these code patterns. To this end, Table IX list the distribution of the total six patterns in Table VIII over all the 1287 decompiled files contained across the three decompilers and the twelve projects, respectively. Here we include only the decompiled files with *Less* understandability because all the six patterns tended to diminish the understandability of the code.

In general, an examination of 343 decompiled files, constituting 26% of the total 1287 files, reveals the presence of at least one of the six patterns. Within this subset, each pattern is found in a range of 27 to 120 decompiled files. While the overall incidence rate may not be deemed substantial, a noteworthy observation emerges from the analysis of these 343 files: 267 of them, comprising over three-quarters of the subset, demonstrate *Less* understandability in comparison to their corresponding source code.

It is noteworthy that, within the 1287 decompiled files, a total of 270 files exhibit *Less* of understandability. This implies that the 343 files associated with the identified patterns constitute 98.9% (267/270) of instances exhibiting *Less* understandability, leaving the remaining 1.1% (3/270) attributed to the 951 files devoid of these patterns.

TABLE IX: Number of decompiled files with patterns listed in Table VIII (Each cell denoted as  $a/b/c$  represents that there are  $a$  decompiled files that contain such code pattern, among which  $b$  files exhibit lower understandability relative to their source code files. Within these  $b$  files, there are further  $c$  files whose *Less* understandability relative to the source files can be neither recognized by Cognitive Complexity nor perplexity. #(**P1...P6**) stands for the sum of files that contain any one of the six patterns.).

(a) By decompilers

DEC	#P1	#P2	#P3	#P4	#P5	#P6	#(P1...P6)
<i>CFR</i>	5/4/0	47/43/30	23/17/11	46/36/20	23/21/16	13/12/11	125/105/71
<i>Fern</i>	73/56/4	40/36/22	31/22/9	0/0/0	0/0/0	13/12/5	135/105/37
<i>Jadx</i>	42/24/6	8/5/4	28/24/15	0/0/0	4/2/1	7/6/5	83/57/31
<b>TOTAL</b>	120/84/10	95/84/56	82/63/35	46/36/20	27/23/17	33/30/21	343/267/139

(b) By projects

PROJECT	#FILE	#P1	#P2	#P3	#P4	#P5	#P6	#(P1...P6)
Bukkit	300	60/30/5	14/13/10	19/14/9	12/7/2	7/5/5	2/2/1	99/58/28
Codec	78	17/16/1	6/6/2	8/7/0	6/6/3	7/5/2	8/8/4	37/34/10
Collections	96	0/0/0	3/3/2	0/0/0	2/2/0	0/0/0	0/0/0	5/5/2
Imaging	258	16/15/2	47/47/30	12/12/6	11/11/5	3/3/2	12/9/9	85/80/45
Lang	84	8/7/2	5/5/3	8/8/3	5/5/4	2/2/1	6/6/4	31/30/16
Joda time	213	9/9/0	18/9/8	18/16/13	3/3/3	6/6/5	5/5/3	53/42/30
Jsoup	33	3/0/0	1/0/0	3/0/0	0/0/0	0/0/0	0/0/0	7/0/0
Junit4	108	4/4/0	0/0/0	7/6/4	5/4/2	1/1/1	0/0/0	12/11/5
Minecraft	6	1/1/0	0/0/0	0/0/0	0/0/0	0/0/0	0/0/0	2/1/0
Scribe Java	75	0/0/0	1/1/1	7/0/0	1/1/1	1/1/1	0/0/0	10/3/3
Spark	27	0/0/0	0/0/0	0/0/0	1/1/0	0/0/0	0/0/0	1/1/0
DcTest	9	2/2/0	0/0/0	0/0/0	0/0/0	0/0/0	0/0/0	2/2/0
<b>TOTAL</b>	1287	120/84/10	95/84/56	82/63/35	46/36/20	27/23/17	33/30/21	343/267/139

In more detail, P4 is the only pattern observed in the decompiled files generated by merely *CFR*, whereas four of the remaining five patterns are observed in files generated by all three decompilers. Project-wise, all six patterns are observed within the decompiled files of five projects, namely *Bukkit*, *Codec*, *Imaging*, *Lang*, and *Joda time*. For the observation that the remaining seven projects do not contain all the six patterns, the limited involvement of these projects' files in our experiment may account. For instance, projects *Minecraft*, *DcTest*, and *Spark*, each characterized by the presence of only two of the six patterns, contain at most 27 decompiled files.

In terms of metrics including Cognitive Complexity and perplexity, it is observed that the two metrics inadequately identified the *Less* understandability of 139 decompiled files relative to their corresponding source files, or specifically, 52.0% (139/267) of decompiled files containing any of the six patterns. Moreover, these 139 decompiled files constitute 72.7% (139/(181+10)) and 68.8% (139/(184+18)) of instances where Cognitive Complexity and perplexity fail to identify *Less* understandability relative to the source files, respectively. The impact of these identified patterns on the precision and recall of the two metrics is presumed to be more profound, considering the existence of quite a number of decompiled files not shown in the provided tables, which the two metrics gave different assessment in their relative understandability. For instance, although only 10 *Less* understandable files with pattern P1 are recognized as *Equi* understandable with both Cognitive Complexity and perplexity, there exist another 61 *Less* understandable files which are recognized as *Less* understandable with Cognitive Complexity while recognized

TABLE X: Eleven understandability issues reported to developers.

ID	Decompiler	Pattern	Newly Reported	Issue No. <sup>1</sup>	State
1	Jadx	P1	×	1455	Fixed
2	Jadx	P1	×	1689	Confirmed
3	Jadx	P1	✓	2052	Fixed
4	FernFlower	P1	✓	342096	Confirmed
5	FernFlower	P2	✓	343614	Confirmed
6	CFR	P2	✓	352	Reported
7	Jadx	P3	✓	2123	Confirmed
8	CFR	P4	✓	354	Reported
9	Jadx	P5	✓	2076	Confirmed
10	CFR	P6	✓	353	Confirmed
11	FernFlower	P6	✓	344050	Confirmed

<sup>1</sup> The issues of *CFR*, *FernFlower*, and *Jadx* can be found at <https://github.com/leibnitz27/cfr/issues/XXX>, <https://youtrack.jetbrains.com/issue/IDEA-XXX>, and <https://github.com/skylot/jadx/issues/XXX>, where "XXX" can be replaced with the concrete numbers in Issue No..

as *Equi* understandable with perplexity. This example also aligns with our previous observation in subsection V-B, that Cognitive Complexity is able to capture the complexity of control flows to some extent, but may still encounter difficulties in code snippets involving nested conditional or loop statements.

Examining each pattern individually, it is noted that patterns P2-P6 have 55.6%-73.9% decompiled files exhibiting *Less* understandability that were neither identified by Cognitive Complexity nor by perplexity. Noteworthy is the exception found in pattern P1, where only 10 out of 84 decompiled files evaded recognition by both metrics. The remaining 74 decompiled files were mainly identified by Cognitive Complexity. This fact aligns with our earlier observations in addressing RQ3, highlighting Cognitive Complexity's relative effectiveness in capturing control-flow complexity.

### C. Responses from Java decompiler developers

We have reported all the understandability issues to the decompiler developers, which are detailed in Table X. Notably, 7 out of the 9 understandability issues have been confirmed or addressed by the developers, with these 7 issues covering 5 of the 6 patterns summarized from the first experiment. These observations suggest that the developers are indeed concerned with the understandability of the decompiled code and acknowledge most of the patterns we identified.

It is also important to note that in *Jadx*, the understandability issues associated with pattern P1 have been a persistent and unresolved problem since 2022. Over these past years, at least 3 issues have been reported regarding P1. Despite the developers' efforts to resolve these issues, new corner cases continually arise, indicating that previous fixes were incomplete and unable to address all potential scenarios.

The reports for the remaining 2 issues, namely issue #6 and #8, have not received any responses. This lack of engagement can be attributed to *CFR*'s developers generally being disinclined to solve issues reported to *CFR*. Nevertheless, the developers did respond to issue #9, where they highly commended our suggestions for converting numerical literals into well-named constants. However, *CFR*'s developers also express their pessimistic attitude towards such strategies designs, citing concerns that they might lead to false positives, which could be annoying and downright confusing. We conjecture this

may be the main barrier preventing decompiler developers from designing heuristic strategies for enhancing code understandability, even though improving the understandability of decompiled code is a common desire of all Java decompiler developers.

Therefore, in addition to understanding the current state of Java decompiler understandability in the wild, this paper also aims to explore methods that assist developers in creating and refining such strategies. To this end, a practical way is to help developers identify cases where decompiled code exhibits significantly low understandability due to the decompilation process.

## VII. IMPROVED METRIC

In this section, we introduce and validate our enhanced metric, *Cognitive Complexity for Decompilation*, or Cognitive Complexity<sup>D</sup> for short.

### A. Design

The motivation behind the development of this new metric arises from the observation that neither of the existing metrics effectively assess decompiled code understandability, and the prevalence and severity of code patterns in decompiled files. Therefore, we propose Cognitive Complexity<sup>D</sup> designed to more comprehensively assess code understandability in the context of decompilation.

Our choice of using Cognitive Complexity as the foundation for this metric is driven by several factors. Cognitive Complexity has demonstrated better performance when compared to perplexity in the assessment of decompiled code understandability. Moreover, Cognitive Complexity is able to reflect some aspects of code understandability [7]. Furthermore, our study has revealed that Cognitive Complexity is effective in capturing the complexity of control flow to some extent.

TABLE XI: Increment rules of Cognitive Complexity<sup>D</sup>.

RULE	DESCRIPTION
R1	Deeply nested structures.
R2	Omitted parenthesis in expressions with mixed operators.
R3	Excessively long lines.
R4	Omitted braces after conditional or loop statements.
R5	Inlined assignments in expressions.
R6	Numerical literals in expressions.

Cognitive Complexity relies on a set of rules to evaluate code complexity. In our study, we have extended this approach by introducing additional rules to assess code in decompilation scenario. Six increment rules have been formulated to specifically target the six patterns, respectively. These rules are presented in Table XI and are applied in conjunction with the existing Cognitive Complexity rules.

Specifically, we conducted a grid search on the parameters to maximize the macro F1-score, and finally determined the additional rules as follows:

R1 increases the score by 3 when calculating the nesting increment in the context of deeply nested structures, whose nesting levels are no less than 3.

TABLE XII: Confusion Matrix and metrics of the relative understandability indicated by Cognitive Complexity<sup>D</sup>.

(a) Confusion Matrix				(b) Metrics		
Predict \ Actual	Less	Equi	More	Precision	Recall	F1
Less	231	46	0	0.83	0.86	0.84
Equi	39	868	7	0.95	0.93	0.94
More	0	20	76	0.79	0.92	0.85

R2 adds 3 to the score when encountering each mixed operator without parentheses, excluding sequences of common arithmetic operators.

R3 adjusts the score by incorporating the length of statements with excessive number of characters. We experimented with various approaches, including increasing fixed values and increasing the quotient of the length against a predefined threshold when lines exceed this threshold. We found that the latter one performs better, which aligns with human perception: longer lines of code may pose greater challenges for developers to comprehend. We explored thresholds of 80, 100, and 120 characters respectively, ultimately determining that 120 yielded the optimal performance. Consequently, R3 integrates the quotient of the length divided by 120 into the score.

R4 increases the score by 4 when encountering omitted braces after *if*, *else*, *for*, *do* or *while* statements.

R5 adds 4 to the score when identifying assignments inlined within other expressions.

R6 contributes 1 to the score when it identifies numerical literals in expressions, except for common numbers including -1, 0, and 1.

After the incorporation of these additional rules, we proceed to calculate Cognitive Complexity<sup>D</sup> scores for selected files. The scores for the original files range from 1 to 201, with an average value of 14.2. With decompiler *CFR*, *Fernflower*, and *Jadx*, the scores of respective decompiled files range from 1 to 420, 0 to 422, and 1 to 213, yielding an average of 18.6, 21, and 15.1. It is noteworthy that, the Cognitive Complexity<sup>D</sup> scores of files generated by decompilers exhibit higher values than the original, which aligns with human perception, signifying a decrease in code understandability.

### B. Evaluation

1) *On the original dataset*: We compute the confusion matrix and related metrics indicated by Cognitive Complexity<sup>D</sup> utilizing the annotated dataset. We have adopted the same approach as Cognitive Complexity to transform the metrics into three categories of relative understandability. The results are presented in Table XII. Compared to Cognitive Complexity, Cognitive Complexity<sup>D</sup> reflects the relative understandability between original source code and code decompiled by three decompilers more accurately. The F1-scores for *Less*, *Equi* and *More* are 0.84, 0.94 and 0.85 respectively, representing improvements of 0.42, 0.08, and 0.73 compared to the counterparts of Cognitive Complexity, yielding a macro F1-score of 0.88, affirming the capability of Cognitive Complexity<sup>D</sup> in effectively identifying and categorizing all classes, thereby

providing a comprehensive framework for assessing the understandability of decompiled code. For developers involved in the design and enhancement of decompilers, this metric offers the utility of automatically identifying deficiencies in the code generation strategies of decompilers.

TABLE XIII: An overview of the test set (**ORI**: Original. **REC**: Recompilable. **PAT**: Able to pass tests. **EVA**: To be evaluated.).

PROJECT	#ORI	#REC	#PAT	#EVA	#ORILoc	#EVALoc
HikariCP	38	19	19	8	4837	843
Mybatis-3	347	172	172	53	33843	5670
Jackson-core	86	47	47	29	18918	7640
<b>TOTAL</b>	<b>471</b>	<b>238</b>	<b>238</b>	<b>90</b>	<b>57598</b>	<b>14153</b>

TABLE XIV: Confusion Matrix and metrics of the relative understandability indicated by Cognitive Complexity(CC), perplexity(P) and Cognitive Complexity<sup>D</sup>(CC<sup>D</sup>) on the test set.

(a) Confusion Matrix(CC)

Predict \ Actual	Actual		
	Less	Equi	More
Less	20	3	4
Equi	26	181	8
More	9	8	11

(c) Confusion Matrix(P)

Predict \ Actual	Actual		
	Less	Equi	More
Less	26	82	6
Equi	21	98	16
More	8	12	1

(e) Confusion Matrix(CC<sup>D</sup>)

(b) Metrics(CC)

	Metrics		
	Precision	Recall	F1
Less	0.74	0.36	0.49
Equi	0.84	0.94	0.89
More	0.39	0.48	0.43

(d) Metrics(P)

	Metrics		
	Precision	Recall	F1
Less	0.23	0.47	0.31
Equi	0.73	0.51	0.60
More	0.06	0.04	0.05

(f) Metrics(CC<sup>D</sup>)

Predict \ Actual	Actual		
	Less	Equi	More
Less	44	8	0
Equi	11	177	2
More	0	7	21

	Metrics		
	Precision	Recall	F1
Less	0.85	0.80	0.82
Equi	0.93	0.92	0.93
More	0.75	0.91	0.82

2) *With updated dataset*: To further validate the effectiveness of Cognitive Complexity<sup>D</sup>, we extended our dataset by incorporating additional popular Java open-source projects from GitHub, as detailed in Table XIII. We repeated experiments as the preceding steps. The corresponding results including confusion matrices and metrics are displayed in Table XIV. Table XIVb shows the results indicated by Cognitive Complexity on the test set. Similar to Table VIb, although it has a precision of 0.74 in predicting files demonstrating *Less* understandability, it exhibits low values on F1-scores for the *Less* and *More* category. Likewise, perplexity encounters the same issues as reflected in its outcomes on the original dataset, as described in subsection V-C.

The results presented in Table XIVf indicate that Cognitive Complexity<sup>D</sup> demonstrates a superior and more balanced performance in predicting understandability categories compared to Cognitive Complexity and perplexity across evaluated metrics. Note that the F1-score for the *Less*, *Equi* and *More* category indicated by Cognitive Complexity<sup>D</sup> are 0.82, 0.93 and 0.82, which have improvement of 0.33, 0.04 and 0.39 respectively than those indicated by Cognitive Complexity.

These improvements highlight the robustness of Cognitive Complexity<sup>D</sup> in providing a more accurate and reliable assessment of code understandability across different categories. In addition, Cognitive Complexity<sup>D</sup> achieves a macro F1-score of 0.86, which is closely aligned with the macro F1-score of 0.88 obtained on the original dataset. This consistency underscores the effectiveness of Cognitive Complexity<sup>D</sup> in accurately predicting changes in code understandability generated by decompilers.

```

1 if (condition1) {
2   ...
3
4   while (condition2) {
5     ...
6   }
7   ...
8 }
9
10 }
11 // end

```

(a) Original

```

1 if (condition1) {
2   ...
3   while (true) {
4     if (condition2) {
5       ...
6     } else {
7       ...
8       return;
9     }
10  }
11 }

```

(b) Jadx

Fig. 14: Excerpts of `com.fasterxml.jackson.core.util.DefaultIndenter` original and decompiled by *Jadx*.

Upon further analysis of the test set, we found that all the six patterns can be observed in the decompiled code. In addition, there exist alternative manifestations of P1. A typical example is shown in Figure 14 from the project *Jackson-core*. Code generated by *Jadx* uses `while(true)` instead of `while` with conditions as the original source code, which increases the level of nesting, leading to deeply nested code structures i.e., pattern P1. Furthermore, similar code is also observed in code generated by *Jadx* of the version after the improved commit #3 for P1<sup>3</sup>, and we have reported this issue to *Jadx*<sup>4</sup>. This indicates the challenges in comprehensively resolving understandability issues, highlighting the error-prone nature of the process. It also demonstrates that Cognitive Complexity<sup>D</sup> can consistently and effectively help identify decompiled code with significantly decreased understandability compared to its original counterpart. Therefore, our Cognitive Complexity<sup>D</sup>, we believe, can be utilized to further improve Java decompilers.

3) *With updated Java decompilers*: It is natural that existing Java decompilation techniques are continuously evolving, with various heuristics strategies gradually taken. Investigating whether our Cognitive Complexity<sup>D</sup> is able to detect the understandability changes in the decompilers' version evolution is also of great interest. To explore this, we reproduced the experiments for Research Question 3 (RQ3) using two versions of the *Jadx* decompiler: one just before and one just after the fix for the understandability issue #3 for P1.

The results, depicted in Figure 15, show the decompilation outputs of the old and new versions of *Jadx*, along with the metrics for relative understandability assessed by our Cognitive Complexity<sup>D</sup> on two datasets. Upon careful examination, we observed code changes in 30 out of 429 files, resulting in

<sup>3</sup><https://github.com/skylot/jadx/commit/2d5c0>

<sup>4</sup><https://github.com/skylot/jadx/issues/2180>

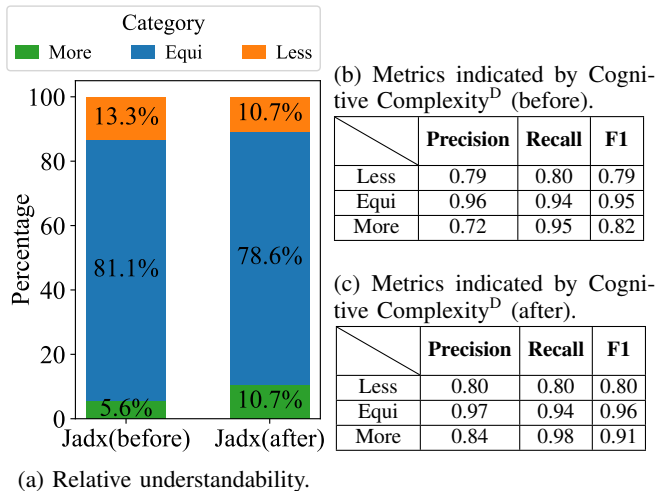


Fig. 15: An overview of comparison of code decompiled by *Jadx* before and after the improved commit.

29 cases where code understandability significantly improved (from *Less* to *Equi/More*, or from *Equi* to *More*). Given the only difference between the two versions of *Jadx* is the fix for issue #3, we conclude that this fix did generally improve the decompilation understandability of *Jadx*. Nevertheless, there still remain one case where a decrease in understandability was observed.

```

1 if (condition1) {
2   ...
3 }
4 } else if (condition2) {
5   ...
6 }
7 } else if (condition3) {
8   ...
9 }
10 } else if (condition4) {
11   ...
12 }
13 }

```

(a) Before

```

1 if (condition1) {
2   ...
3 } else {
4   if (condition2) {
5     ...
6   }
7   if (condition3) {
8     ...
9   }
10  if (condition4) {
11    ...
12  }
13 }

```

(b) After

Fig. 16: Excerpts of `org.apache.commons.imaging.formats.tiff.datareaders.BitInputStream` decompiled by *Jadx* before and after the improved commit.

The example is presented in Figure 16, where the `condition2`, `condition3` and `condition4` `if` statements are nested within the `else` block of the `condition1` `if` statement in *Jadx*'s new version, rather than being treated as `else if` blocks as in the old version. The decompiled code in the new version features more deeply nested conditional statements, and therefore, are more difficult to understand. This fix, which intended to address the understandability issue of P1, however, introduced more code snippets of P1 in decompilation in turn. This real-world example underscores the challenges inherent in developing heuristic strategies to enhance decompilation understandability. It highlights that the design of such strategies is a long-term and error-prone process, necessitating a reliable metric to assist developers in continuously revealing understandability decrements due to

decompilation. Our Cognitive Complexity<sup>D</sup>, as shown in Figure 15b and Figure 15c, has achieved comparable precision between the dataset of the two versions of *Jadx*. Furthermore, Cognitive Complexity<sup>D</sup> successfully recognized the case of abnormal understandability decrement, thus proving its utility in aiding developers to refine and improve their decompilers in terms of code understandability.

## VIII. THREATS TO VALIDITY

In this section, we discuss possible threats to the validity of our findings and show how we mitigate them.

### A. Internal Validity

These threats concern the extent to which the observed effects in a study can be attributed to the independent variable. A potential internal threat stems from our decision to engage three students in the annotation process for assessing the relative understandability of decompiled code. Code understandability is inherently influenced by various human factors. To address this inherent subjectivity, we mitigate these influences by instructing the annotators to familiarize themselves with Java coding conventions prior to the annotation task, and asked them to base their assessments on the conventions.

### B. External Validity

These threats relate to the generalizability of research findings to other contexts. The potential external threat arises from the selection of three decompilers, namely *CFR*, *Jadx*, and *Fernflower*. These decompilers were chosen due to their popularity as open-source tools, as evidenced by our user survey. Our study has revealed that most of the code patterns that change the understandability are consistently observed across multiple decompilers. This observation underscores the universality of these code patterns generated by Java decompilers.

## IX. RELATED WORK

In this section, we present other research work related to our work, principally concentrating on empirical studies of Java decompilation and code understandability.

### A. Studies of Java Decompilation

Java decompilers serve as tools for the transformation of bytecode back to human-readable Java code. Harrand et al. [1] conducted an extensive investigation on eight Java decompilers from the perspective of syntactic correctness, syntactic similarity and semantic equivalence. Mauthe et al. [2] performed a large-scale study focused on Android App decompilation. Naeem et al. [29] presented metrics to evaluate the effectiveness of decompilers and obfuscators, including program size, conditional statements, abrupt control flow directives and conditional complexity. We conduct an analysis focused on understandability of code generated by Java decompilers.



## B. Studies of Code Understandability

Code understandability is challenging to quantify. A prior study [30] has revealed that there is limited correlation between individual traditional metrics and source code understandability, while combining metrics improves the correlation. Code readability has a profound impact on decompiled code understandability. Buse et al. [31] proposed a method to model code readability with machine-learning algorithms based on a simple set of code features. In a subsequent development, Posnett et al. [32] constructed a simpler model based on size metrics and Halstead metrics [33]. Scalabrino et al. [34], [35] combined structural aspects and textual features to devise a model for code readability. Fakhoury et al. [36] conduct a study on measuring source code readability improvements, concluding that existing readability models inadequately capture such improvements. In our study, we aim to evaluate decompiled code understandability using a single metric. We conduct a manual analysis of decompiled files and introduce Cognitive Complexity<sup>D</sup> as a metric to assess the code understandability in the context of decompilation.

Johnson et al. [37] have demonstrated that minimizing nesting decreases the time developers expend reading and understanding source code. Casalnuovo et al. [38] have explored the relationship between surprisal of language models and programmer preference on semantic equivalent expressions. An examination [39] into the impact of formatting elements demonstrated that format styles, indentations, block delimiters and long or complex code lines have impact on code legibility. A survey [11] that assesses some Java coding practices also indicates that limiting line lengths has a positive impact on readability. Our metric takes into account recurring patterns extracted from decompiled files, which have been validated as influential factors affecting code understandability.

## X. CONCLUSION

In this work, we have conducted the first empirical study on the domain of code understandability of Java decompilation. Our user survey found that Java developers and researchers consider the understandability of Java decompilation to be as important as its correctness. Furthermore, understandability issues of decompiled code are more frequently encountered than actual decompilation failures. Our research entailed a comprehensive manual analysis of 429 sets of Java files. To ascertain metrics for assessing decompiled code understandability, we employed Cognitive Complexity and the perplexity of n-gram language models. Our findings indicate that neither of these metrics is entirely suitable for this purpose. We have identified six prevailing code patterns that do harm to the understandability of decompiled code, and discuss the prevalence and severity of them. Ultimately, we have introduced Cognitive Complexity<sup>D</sup> as a metric to evaluate decompiled code understandability. Our metric has been validated, exhibiting a macro F1-score of 0.88 on the original dataset, and 0.86 on the test set.

## XI. DATA AVAILABILITY

All the experimental results and the tools for assessing the understandability of decompiled code with Cognitive Com-

plexity, perplexity, and Cognitive Complexity<sup>D</sup> are publicly available at <https://doi.org/10.5281/zenodo.11474285>.

## REFERENCES

- [1] N. Harrand, C. Soto-Valero, M. Monperrus, and B. Baudry, "Java decompiler diversity and its application to meta-decompilation," *J. Syst. Softw.*, vol. 168, p. 110645, 2020.
- [2] N. Mauthé, U. Kargén, and N. Shahmehri, "A large-scale empirical study of android app decompilation," in *28th IEEE International Conference on Software Analysis, Evolution and Reengineering, SANER 2021, Honolulu, HI, USA, March 9-12, 2021*, pp. 400–410, IEEE, 2021.
- [3] X. Liu, B. Hua, Y. Wang, and Z. Pan, "An empirical study of smart contract decompilers," in *IEEE International Conference on Software Analysis, Evolution and Reengineering, SANER 2023, Taipa, Macao, March 21-24, 2023* (T. Zhang, X. Xia, and N. Novielli, eds.), pp. 1–12, IEEE, 2023.
- [4] Y. Lu, W. Hou, M. Pan, X. Li, and Z. Su, "Understanding and finding java decompiler bugs," *Proc. ACM Program. Lang.*, vol. 8, apr 2024.
- [5] G. A. Campbell, "Cognitive complexity: An overview and evaluation," in *Proceedings of the 2018 International Conference on Technical Debt, TechDebt '18*, (New York, NY, USA), p. 57–58, Association for Computing Machinery, 2018.
- [6] C. Manning and H. Schütze, *Foundations of statistical natural language processing*. MIT press, 1999.
- [7] M. M. Barón, M. Wyrich, and S. Wagner, "An empirical validation of cognitive complexity as a measure of source code understandability," in *ESEM '20: ACM / IEEE International Symposium on Empirical Software Engineering and Measurement, Bari, Italy, October 5-7, 2020* (M. T. Baldassarre, F. Lanubile, M. Kalinowski, and F. Sarro, eds.), pp. 5:1–5:12, ACM, 2020.
- [8] A. Svyatkovskiy, S. K. Deng, S. Fu, and N. Sundaresan, "Intellicode compose: Code generation using transformer," in *Proceedings of the 28th ACM Joint Meeting on European Software Engineering Conference and Symposium on the Foundations of Software Engineering, ESEC/FSE 2020*, (New York, NY, USA), p. 1433–1443, Association for Computing Machinery, 2020.
- [9] Y. Huang, J. Huang, X. Chen, K. He, and X. Zhou, "Bcgen: a comment generation method for bytecode," *Autom. Softw. Eng.*, vol. 30, no. 1, p. 5, 2023.
- [10] S. Enders, E. C. Behner, N. Bergmann, M. Rybalka, E. Padilla, E. X. Hui, H. Low, and N. Sim, "dewolf: Improving decompilation by leveraging user surveys," in *NDSS Workshop on Binary Analysis Research (BAR)*, 2023.
- [11] R. M. dos Santos and M. A. Gerosa, "Impacts of coding practices on readability," in *Proceedings of the 26th Conference on Program Comprehension, ICPC 2018, Gothenburg, Sweden, May 27-28, 2018* (F. Khomh, C. K. Roy, and J. Siegmund, eds.), pp. 277–285, ACM, 2018.
- [12] T. McCabe, "A complexity measure," *IEEE Transactions on Software Engineering*, vol. SE-2, no. 4, pp. 308–320, 1976.
- [13] A. Hindle, E. T. Barr, Z. Su, M. Gabel, and P. T. Devanbu, "On the naturalness of software," in *34th International Conference on Software Engineering, ICSE 2012, June 2-9, 2012, Zurich, Switzerland* (M. Glinz, G. C. Murphy, and M. Pezzè, eds.), pp. 837–847, IEEE Computer Society, 2012.
- [14] M. Allamanis and C. Sutton, "Mining source code repositories at massive scale using language modeling," in *Proceedings of the 10th Working Conference on Mining Software Repositories, MSR '13, San Francisco, CA, USA, May 18-19, 2013* (T. Zimmermann, M. D. Penta, and S. Kim, eds.), pp. 207–216, IEEE Computer Society, 2013.
- [15] S. Wang, D. Chollak, D. Movshovitz-Attias, and L. Tan, "Bugram: bug detection with n-gram language models," in *Proceedings of the 31st IEEE/ACM International Conference on Automated Software Engineering, ASE 2016, Singapore, September 3-7, 2016* (D. Lo, S. Apel, and S. Khurshid, eds.), pp. 708–719, ACM, 2016.
- [16] V. Raychev, M. T. Vechev, and E. Yahav, "Code completion with statistical language models," in *ACM SIGPLAN Conference on Programming Language Design and Implementation, PLDI '14, Edinburgh, United Kingdom - June 09 - 11, 2014* (M. F. P. O'Boyle and K. Pingali, eds.), pp. 419–428, ACM, 2014.
- [17] Z. Tu, Z. Su, and P. T. Devanbu, "On the localness of software," in *Proceedings of the 22nd ACM SIGSOFT International Symposium on Foundations of Software Engineering, (FSE-22), Hong Kong, China, November 16 - 22, 2014* (S. Cheung, A. Orso, and M. D. Storey, eds.), pp. 269–280, ACM, 2014.

- [18] M. Allamanis, E. T. Barr, P. T. Devanbu, and C. Sutton, "A survey of machine learning for big code and naturalness," *ACM Comput. Surv.*, vol. 51, no. 4, pp. 81:1–81:37, 2018.
- [19] "Cfr." <https://www.benf.org/other/cfr>, 2023. [online, accessed 30-May-2024].
- [20] "Fernflower." <https://github.com/fesh0r/fernflower>, 2023. [online, accessed 30-May-2024].
- [21] "Jd-gui." <https://github.com/java-decompiler/jd-gui>, 2019. [online, accessed 30-May-2024].
- [22] "Jadx." <https://github.com/skylot/jadx>, 2023. [online, accessed 30-May-2024].
- [23] J. s.r.o., "Intellij idea - the leading java and kotlin ide." <https://www.jetbrains.com/idea/>, 2023. [online, accessed 30-May-2024].
- [24] R. Pawlak, M. Monperrus, N. Petitprez, C. Noguera, and L. Seinturier, "SPOON: A library for implementing analyses and transformations of java source code," *Softw. Pract. Exp.*, vol. 46, no. 9, pp. 1155–1179, 2016.
- [25] Oracle, "Java code conventions." <https://www.oracle.com/java/technologies/javase/codeconventions-contents.html>, 2000. [online, accessed 30-May-2024].
- [26] Google, "Java guide." <https://google.github.io/styleguide/javaguide>, 2023. [online, accessed 30-May-2024].
- [27] Alibaba, "Java coding guidelines." <https://alibaba.github.io/Alibaba-Java-Coding-Guidelines/>, 2023. [online, accessed 30-May-2024].
- [28] BruhZul, "Cognitive complexity calculator." <https://github.com/BruhZul/cognitive-complexity-calculator>, 2023. [online, accessed 30-May-2024].
- [29] N. A. Naeem, M. Batchelder, and L. Hendren, "Metrics for measuring the effectiveness of decompilers and obfuscators," in *15th IEEE International Conference on Program Comprehension (ICPC '07)*, pp. 253–258, 2007.
- [30] S. Scalabrino, G. Bavota, C. Vendome, M. Linares-Vásquez, D. Poshyvanyk, and R. Oliveto, "Automatically assessing code understandability," *IEEE Transactions on Software Engineering*, vol. 47, no. 3, pp. 595–613, 2021.
- [31] R. P. L. Buse and W. Weimer, "Learning a metric for code readability," *IEEE Trans. Software Eng.*, vol. 36, no. 4, pp. 546–558, 2010.
- [32] D. Posnett, A. Hindle, and P. T. Devanbu, "A simpler model of software readability," in *Proceedings of the 8th International Working Conference on Mining Software Repositories, MSR 2011 (Co-located with ICSE), Waikiki, Honolulu, HI, USA, May 21-28, 2011, Proceedings* (A. van Deursen, T. Xie, and T. Zimmermann, eds.), pp. 73–82, ACM, 2011.
- [33] M. H. Halstead, *Elements of Software Science (Operating and programming systems series)*. Elsevier Science Inc., 1977.
- [34] S. Scalabrino, M. Linares-Vásquez, R. Oliveto, and D. Poshyvanyk, "A comprehensive model for code readability," *J. Softw. Evol. Process.*, vol. 30, no. 6, 2018.
- [35] S. Scalabrino, M. L. Vásquez, D. Poshyvanyk, and R. Oliveto, "Improving code readability models with textual features," in *24th IEEE International Conference on Program Comprehension, ICPC 2016, Austin, TX, USA, May 16-17, 2016*, pp. 1–10, IEEE Computer Society, 2016.
- [36] S. Fakhoury, D. Roy, S. A. Hassan, and V. Arnaudova, "Improving source code readability: theory and practice," in *Proceedings of the 27th International Conference on Program Comprehension, ICPC 2019, Montreal, QC, Canada, May 25-31, 2019* (Y. Guéhéneuc, F. Khomh, and F. Sarro, eds.), pp. 2–12, IEEE / ACM, 2019.
- [37] J. Johnson, S. Lubo, N. Yedla, J. Aponte, and B. Sharif, "An empirical study assessing source code readability in comprehension," in *2019 IEEE International Conference on Software Maintenance and Evolution, ICSME 2019, Cleveland, OH, USA, September 29 - October 4, 2019*, pp. 513–523, IEEE, 2019.
- [38] C. Casalnuovo, K. Lee, H. Wang, P. Devanbu, and E. Morgan, "Do programmers prefer predictable expressions in code?," *Cogn. Sci.*, vol. 44, no. 12, 2020.
- [39] D. Oliveira, R. Santos, F. Madeiral, H. Masuhara, and F. Castor, "A systematic literature review on the impact of formatting elements on code legibility," *J. Syst. Softw.*, vol. 203, p. 111728, 2023.