

# A Control Barrier Function Candidate for Limited Field of View Sensors

Biagio Trimarchi<sup>1</sup>, Fabrizio Schiano<sup>2</sup>, Roberto Tron<sup>3</sup>

**Abstract**—The problem of control based on vision measurements (bearings) has been amply studied in the literature; however, the problem of addressing the limits of the field of view of physical sensors has received relatively less attention (especially for agents with non-trivial dynamics). The technical challenge is that, as in most vision-based control approaches, a standard approach to the problem requires knowing the distance between cameras and observed features in the scene, which is not directly available. Instead, we present a solution based on a Control Barrier Function (CBF) approach that uses a *splitting* of the original differential constraint to effectively remove the dependence on the unknown measurement error. Compared to the current literature, our approach gives strong robustness guarantees against bounded distance estimation errors. We showcase the proposed solution with the numerical simulations of a double integrator and a quadrotor tracking a trajectory while keeping the corners of a rectangular gate in the camera field of view.

## I. INTRODUCTION

Due to payload and battery power limitations, visual sensors (such as stereo and depth cameras) are the most common type of sensors for the control of small Unmanned Aerial Vehicles (UAVs). However, visual sensors have two important limitations. The first limitation is the lack of a fast and reliable way to estimate distance precisely. Monocular cameras do not provide any direct range information. Distance readings can be acquired from stereo cameras, but this requires solving a computationally heavy matching correspondence problem; furthermore, commercially available depth cameras are reliable only in a limited distance range, and the noise in the measurements increases proportionally to the square of the distance [3] [2]. For these reasons, there has been active research to develop bearing-only algorithms for navigation in both the single- [7], [18] and multi-agent settings [15]–[17]. In this line of work, the authors of [12] proposed a bearing-only navigation strategy inspired by biological agents, and the authors of [8] proposed one that is robust to partial occlusion; instead, in [17] use only bearing measurements to coordinate a group of UAVs and estimate their relative pose. The second limitation of vision sensors is their limited field of view; this limitation may compromise autonomous navigation when critical visual cues, such as objects being tracked, fall out of view. For UAVs, this problem is for example addressed in

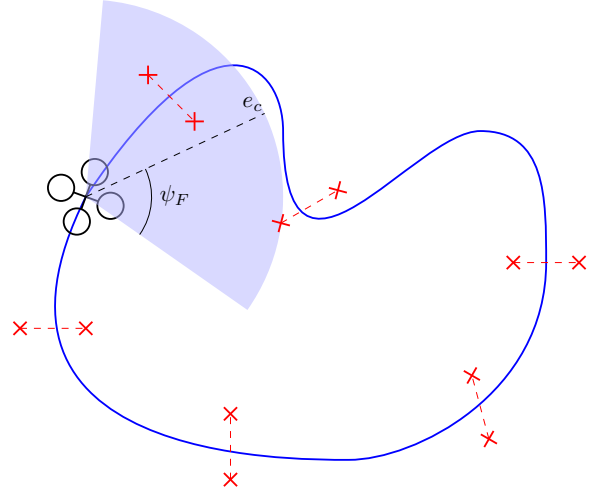


Fig. 1: A quadrotor traversing a race circuit needs to keep the gates (depicted in red) as long as possible in its field of view (the blue cone) to orient itself and race through the circuit.

[13]. The authors propose a receding horizon scheme to keep visual features inside the field of view of a quadrotor. The issue is also addressed, for drones equipped with downward-facing cameras, in [14] and [20]; the first assumes a quasi-hovering state of the vehicle and proposes a linear MPC control scheme to take the visual constraint into account, the second proposes a Control Barrier Function [4] approach to enforce the constraint, and these works use the altitude of the drone to compute the distance from the features. While there exist UAVs that use LiDAR sensors [1], this type of sensors finds limited applicability due to their larger cost and weight.

**Paper contributions:** The main aim of this work is to address the limited field of view of cameras, while taking into account the inaccurate knowledge of distances. We propose a control law based on Control Barrier Functions [4] with a mathematical guarantee that the constraints related to the field of view are always met with respect to a set of static visual features. With respect to the state of the art, we give formal forward invariance guarantees for systems with both first-order and second-order dynamics. As a byproduct of our analysis, we furthermore show our approach to work when a distance measurement is completely absent or not used. An application of the proposed control strategy is showcased in Figure 1 in a drone racing setting, where a quadrotor needs to keep the target gates in their field of view as long as possible [9].

<sup>1</sup> Biagio Trimarchi is with the Center for Research on Complex Automated Systems (CASY), Department of Electrical, Electronic and Information Engineering (DEI), University of Bologna, Bologna, Italy [biagio.trimarchi@unibo.it](mailto:biagio.trimarchi@unibo.it)

<sup>2</sup> Fabrizio Schiano is with Leonardo S.p.a., Leonardo Innovation Labs, Rome, Italy [fabrizio.schiano@leonardo.com](mailto:fabrizio.schiano@leonardo.com)

<sup>3</sup> Roberto Tron is with the Department of Mechanical Engineering, Boston University, 110 Cummington Mall, MA 02215, United States [tron@bu.edu](mailto:tron@bu.edu)

## II. NOTATION AND PRELIMINARIES

In this section, we introduce the notation and the theoretical fundamentals that will be used throughout the paper. We refer the reader to the cited literature for the proofs of the theorems where omitted.

### A. Notation

Given two vectors  $v_1, v_2 \in \mathbb{R}^2$ , let  $\angle(v_1, v_2)$  denote the angle between the two vectors.

The *hat map*  $[\cdot]_{\times} : \mathbb{R}^3 \rightarrow \mathbb{R}^{3 \times 3}$  associates a vector  $v \in \mathbb{R}^3$  to a skew-symmetric matrix according to the formula:

$$[v]_{\times} = \begin{bmatrix} 0 & -v_3 & v_2 \\ v_3 & 0 & -v_1 \\ -v_2 & v_1 & 0 \end{bmatrix}$$

Let  $\mathbb{S}_{++}^n$  denote the set of positive definite and symmetric matrices of dimension  $n \times n$ .

We say that a function  $\gamma : \mathbb{R} \rightarrow \mathbb{R}$  is a *class  $\mathcal{K}$  function* if  $\gamma(0) = 0$  and it is strictly increasing. We denote as  $\gamma'(x) = \frac{d\gamma}{dx}(x)$  the first derivative of  $\gamma$  with respect to its argument.

Given a vector field  $f : \mathbb{R}^n \rightarrow \mathbb{R}^n$  and a function  $h : \mathbb{R}^n \rightarrow \mathbb{R}$ , the *Lie Derivative* of  $h$  with respect to  $f$  at  $x \in \mathbb{R}^n$  is denoted as  $L_f h(x)$  and is defined as  $L_f h(x) = \frac{\partial h}{\partial x} f(x)$ .

In the following, let  $\mathcal{P} = \mathbb{R}^3 \times SO(3)$ .  $\mathcal{P}$  is a Riemannian manifold, equipped at each point  $x \in \mathcal{P}$  with the usual inner product  $\langle v, w \rangle_x : T_x \mathcal{P} \times T_x \mathcal{P} \rightarrow \mathbb{R}$ . By identifying the tangent space of  $SO(3)$ , which is  $\mathfrak{so}(3)$ , with  $\mathbb{R}^3$ , we can consider  $T_x \mathcal{P} = \mathbb{R}^6$ .

Then, the inner product used in this article is, as usual, defined as:

$$\langle v, w \rangle_x = \sum_{i=1}^6 v_i w_i.$$

Let  $h : \mathcal{P} \rightarrow \mathbb{R}$  be a twice continuously differentiable function, and let  $\xi : \mathbb{R} \rightarrow \mathcal{P}$  be a twice continuously differentiable curve. The second order Taylor expansion of  $h(\xi(t))$  around  $t = 0$  can be written as:

$$h(\xi(t)) = h(\xi(0)) + t \frac{dh(\xi(0))}{dt} + \frac{t^2}{2} \frac{d^2 h(\xi(0))}{dt^2} + o(t^2)$$

It is possible to show [6] that there exist two linear maps, the *gradient*  $\text{grad } h : \mathcal{P} \rightarrow T_x \mathcal{P}$  and the *hessian*  $\text{Hess } h[\cdot] : T_x \mathcal{P} \rightarrow T_x \mathcal{P}$  such that:

$$\begin{aligned} \frac{dh(\xi(0))}{dt} &= \langle \text{grad } h, \frac{d\xi(0)}{dt} \rangle, \\ \frac{d^2 h(\xi(0))}{dt^2} &= \langle \text{Hess } h \left[ \frac{d\xi(0)}{dt} \right], \frac{d\xi(0)}{dt} \rangle + \langle \text{grad } h, \frac{d^2 \xi(0)}{dt^2} \rangle. \end{aligned}$$

Since  $\mathcal{P}$  is a product manifold, each point  $x \in \mathcal{P}$  is a tuple  $(p, R)$ , and we can identify the components of  $\text{grad}$  and  $\text{Hess}$  corresponding to each component. We define the two linear maps  $\text{grad}_p h : T_p \mathbb{R}^3 \rightarrow \mathbb{R}^3$  and  $\text{grad}_R h : T_R SO(3) \rightarrow \mathbb{R}$  such that, for any tangent vectors  $v \in T_p \mathbb{R}^3$  and  $\omega \in T_R SO(3)$  it holds that:

$$\langle \text{grad } h, \begin{bmatrix} v \\ 0 \end{bmatrix} \rangle = \langle \text{grad}_p h, v \rangle, \quad \langle \text{grad } h, \begin{bmatrix} 0 \\ \omega \end{bmatrix} \rangle = \langle \text{grad}_R h, \omega \rangle.$$

Relatedly, for the Hessian, we define two linear maps  $\text{Hess}_p h[\cdot] : T_p \mathbb{R}^3 \rightarrow T_p \mathbb{R}^3$  and  $\text{Hess}_R h[\cdot] : T_R SO(3) \rightarrow T_R SO(3)$  such that:

$$\text{Hess } h \left[ \begin{bmatrix} v \\ 0 \end{bmatrix} \right] = \text{Hess}_p h[v], \quad \text{Hess } h \left[ \begin{bmatrix} 0 \\ \omega \end{bmatrix} \right] = \text{Hess}_R h[\omega].$$

### B. Preliminaries

We review in this section some simple known facts.

*Proposition 1:* Let consider  $x \in \mathbb{R}$  and the first order differential equation

$$\dot{x} = -\alpha(x, t) \quad (1)$$

where  $\alpha : \mathbb{R} \times \mathbb{R} \rightarrow \mathbb{R}$  is continuously differentiable and locally Lipschitz in both arguments and, for each  $t \in \mathbb{R}$ ,  $\alpha(t, x)$  is a class  $\mathcal{K}$  function of  $x$ . Then  $x = 0$  is a globally uniformly asymptotically stable equilibrium point for (1). Moreover, if  $x(0) \geq 0$  then  $x(t) \geq 0$  for all  $t > 0$ .

*Proof:* Let consider the Lyapunov function  $V = \frac{1}{2}x^2$ . The time derivative of  $V$  is

$$\dot{V} = -\alpha(t, x)x.$$

Since  $\alpha(t, x)$  is a class  $\mathcal{K}$  function for any  $t$ , we have that  $\dot{V} = 0$  if  $x = 0$ , and  $\dot{V} < 0$  otherwise. The first part of the claim directly follows from the Lyapunov theorem for nonlinear autonomous systems [10]. For the second part of the claim, assume by way of contradiction that there exist  $t' > 0$  such that  $x(t') < 0$ ; from the continuity of the solution to the differential equation, there then exist a  $t''$  such that  $x(t'') = 0$ ; however, this implies  $\dot{x}(t'') = 0$  (for any value of  $\alpha$ ), and  $x(t) = 0$  for all  $t > t''$ , leading to a contradiction at  $t'$ . ■

*Definition 1:* Given a unit vector  $v \in \mathbb{R}^n$ , the matrix

$$P_v = I - vv^T \in \mathbb{R}^{n \times n}$$

is called the *projection matrix* associated to  $v$ .

*Lemma 1:* Each unit vector  $v \in \mathbb{R}^n$  belongs to the kernel of its projection matrix  $P_v$ , i.e.  $v \in \text{Ker}(P_v)$ .

*Proof:* The statement follows from the definition:

$$P_v v = (I - vv^T)v = v - vv^T v = v - v = 0. \quad \blacksquare$$

### C. Control Barrier Functions

Consider an affine dynamical system of the form:

$$\dot{x} = f(x) + g(x)u, \quad (2)$$

where  $x \in \mathcal{X} \subset \mathbb{R}^n$  is the *state* of the system,  $u \in \mathbb{R}^m$  is the *control input*, and  $f : \mathcal{X} \rightarrow \mathbb{R}^n$  and  $g : \mathbb{R}^n \rightarrow \mathbb{R}^{n \times m}$  are continuously Lipschitz functions.

*Definition 2:* Given a continuously differentiable function  $h : \mathbb{R}^n \rightarrow \mathbb{R}$ , we define the *safe set*  $\mathcal{C}_h \subset \mathbb{R}^n$  associated to the function  $h$  as

$$\begin{aligned} \mathcal{C}_h &= \{x \in \mathbb{R}^n \mid h(x) \geq 0\}, \\ \partial \mathcal{C}_h &= \{x \in \mathbb{R}^n \mid h(x) = 0\}, \\ \text{Int}(\mathcal{C}_h) &= \{x \in \mathbb{R}^n \mid h(x) > 0\}. \end{aligned} \quad (3)$$

*Definition 3:* A continuously differentiable function  $h : \mathbb{R}^n \rightarrow \mathbb{R}$  is a *control barrier function* for the dynamical system (2) if there exists a class  $\mathcal{K}$  function  $\gamma$  such that:

$$\max_{u \in \mathbb{R}^m} L_f h(x) + L_g h(x)u + \alpha h(x) \geq 0, \forall x \in \text{Int}(\mathcal{C}_h)$$

*Definition 4:* We say that the *relative degree* of  $h : \mathbb{R}^n \rightarrow \mathbb{R}$  with respect to  $u$  in equation (2) is  $r \in \mathbb{N}$ , if:

$$\begin{aligned} L_g L_f^k h(x) &= 0, \quad \forall k = \{0, 1, \dots, r-2\} \\ L_g L_f^{r-1} h(x) &\neq 0. \end{aligned}$$

*Definition 5 (HOCBF [19]):* For a  $r^{\text{th}}$ -order differentiable function  $h : \mathbb{R}^n \rightarrow \mathbb{R}$ , we consider a sequence of functions  $\psi_i : \mathbb{R}^n \rightarrow \mathbb{R}$  defined as:

$$\psi_i(x) = \dot{\psi}_{i-1}(x) + \gamma_i(\psi_{i-1}(x)), \quad i \in \{1, \dots, r\} \quad (4)$$

where  $\gamma_i : \mathbb{R} \rightarrow \mathbb{R}$  are class  $\mathcal{K}$  functions and  $\psi_0(x) = h(x)$ .

We further define a sequence of sets  $C_i$  associated with (4) as:

$$C_i = \{x \in \mathbb{R}^n \mid \psi_{i-1}(x) \geq 0\}, \quad i \in \{1, \dots, r\}.$$

The function  $h(x)$  is said to be a candidate *High Order Barrier Function* (HOCBF) of relative degree  $r$  for system (2) if there exist a differentiable class  $\mathcal{K}$  functions  $\gamma_i, i \in \{1, \dots, r\}$  such that

$$\begin{aligned} \sup_{u \in \mathbb{R}^m} [L_f^r h(x) + L_g L_f^{r-1} h(x)u + \\ O(h(x)) + \gamma_r(\psi_{r-1}(h(x)))] \geq 0 \end{aligned}$$

for all  $x \in \bigcup_{i=1}^r C_r$ , where we have defined

$$O(h(x)) = \sum_{i=1}^r L_f^i (\gamma_{r-i}(\psi_{r-i-1}(x)))$$

Given a HOCBF  $h(x)$ , we define the following set of control inputs:

$$K_{hocbf}(x) = \{u \in \mathbb{R}^m \mid L_f^r h(x) + L_g L_f^{r-1} h(x)u + O(h(x)) + \gamma_r(\psi_{r-1}(x)) \geq 0\} \quad (5)$$

*Theorem 1 ([19]):* Given an HOCBF  $h : \mathbb{R}^n \rightarrow \mathbb{R}$  and its associated sets  $C_i, i \in \{1, \dots, r\}$ , if  $x(t_0) \in \bigcup_{i=1}^r C_r$ , then any Lipschitz continuous controller  $u(x) \in K_{hocbf}(x)$  renders the set  $\bigcup_{i=1}^r C_r$  forward invariant.

### III. CONTROL BARRIER FUNCTION CONSTRAINT FOR BEARING MEASUREMENTS

In this section, we show how to formulate a field of view constraint as a Control Barrier Function, and the necessary manipulations to impose the constraint when only unreliable distance measurements are available.

*a) Agent kinematics:* We will consider an autonomous agent moving in space modeled as a rigid body whose pose with respect to an inertial reference frame is denoted as  $x_p = (p, R) \in \mathbb{R}^3 \times SO(3)$ , where  $p \in \mathbb{R}^3$  denote the position of the rigid body and  $R \in SO(3)$  its rotation transforming coordinates from the body to the inertial frame.

*b) Sensing model:* The agent is equipped with a visual sensor whose field of view is modeled as an infinite half-cone centered in  $p$  and with total aperture  $2\psi_F$ , with  $\psi_F \in (0, \frac{\pi}{2})$  (see Figure 1 for reference). We denote with  $e_c \in \mathbb{R}^3$  the orientation of the optical axis of the visual sensor in the body frame. Formally, we denote the field of view of the agent  $\mathcal{F}(x) \subset \mathbb{R}^3$  as:

$$\mathcal{F}(x) = \{q \in \mathbb{R}^3 \mid \angle(\beta(p), Re_c) < \psi_F\}.$$

*c) Control task:* We suppose that a reference controller  $u^*(x) : \mathcal{X} \rightarrow \mathbb{R}^m$  is given, able for example to track trajectories with the use of visual features. We let  $\{q_i\}_{i=0}^N \subset \mathbb{R}^3$  denote a set of  $N$  scene features the agent needs to keep in sight during its operation, that may be useful either for localization or navigation. We use  $d_i(p) = \|q_i - p\|$  to denote the distance of point  $i$  from the agent position  $p$ , and  $\beta_i(p) = \frac{q_i - p}{\|q_i - p\|}$  for its associated bearing. Let  $\hat{d}_i(p, t) : \mathbb{R} \times \mathbb{R} \rightarrow \mathbb{R}$  be an estimate of the quantity  $d_i(p)$  available to the agent; we then define the relative error as  $\tilde{d}(p, t) = \frac{d(p)}{\hat{d}(p, t)}$ .

*Problem 1:* The goal of the agent is to compute a control input  $u$  that is as close as possible to  $u^*$  while keep each point of interest inside its field of view, i.e., at every time instant  $t$ :

$$q_i \in \mathcal{F}(x), \quad \forall i \in \{1, \dots, N\}. \quad (6)$$

*Remark 1:* In the following discussion, we will prove that the proposed approach is robust to bounded distance readings error, that is, if the multiplicative  $\tilde{d}(t)$  is contained in an interval (which may be estimated from the sensor datasheet or by computing some bounds from the algorithm used to calculate the distance).

*d) Candidate CBF function:* Condition (6) for each feature point  $q_i$  can be equivalently characterized by a function  $h_i : \mathbb{R}^3 \times SO(3) \rightarrow \mathbb{R}$  defined as

$$h_i(x) = \beta_i^T(p) Re_c - \cos \psi_F; \quad (7)$$

It can be verified that:

- $h_i(x) > 0$ , when  $q_i \in \text{int}\mathcal{F}$
- $h_i(x) = 0$  when  $q_i \in \partial\mathcal{F}$
- $h_i(x) < 0$ , when  $q_i \notin \text{int}\mathcal{F}$
- $h_i(x)$  is smooth anywhere except when  $p = q_i$ , where it is not defined.

and, as such, is a candidate Control Barrier Function. We can then define the safe sets  $\mathcal{C}_{h_i} \subset \mathbb{R}^3 \times SO(3)$  according to (3).

For the sake of exposition, in the following analysis, we will consider  $N = 1$  and drop the subscript accordingly. At the end of this section, we will explain how to handle the general case  $N > 1$ . Furthermore, we will drop the dependence on the agent and feature positions when referring to the bearing  $\beta$  and distance function  $d$  associated with the feature.

#### A. Velocity Control

We first analyze the case in which we have control authority over the linear and angular velocities of the rigid body. By denoting the linear velocity of the body, expressed in the

inertial frame, by  $v \in T_p\mathbb{R}^3$  and its angular velocity, expressed in the body frame, by  $\omega \in T_R SO(3)$ , the equations of motion become

$$\begin{aligned}\dot{p} &= v \\ \dot{R} &= R[\omega]_\times\end{aligned}$$

Comparing with (2), we then have  $x = x_p$  and  $u = (v, \omega)$ .

As is usual in the CBF literature, we aim to solve Problem 1 by solving the following optimization problem at each time instant:

$$\min_{u \in \mathbb{R}^3} \|u - u^*\|^2 \quad (8a)$$

$$s.t. \quad \langle \text{grad } h, u \rangle + \gamma(h(x)) \geq 0. \quad (8b)$$

for a given class  $\mathcal{K}$  function  $\gamma : \mathbb{R} \rightarrow \mathbb{R}$ . The constraint in (8b) expands to

$$\langle \text{grad}_p h, v \rangle + \langle \text{grad}_R h, \omega \rangle + \gamma(h(x)) \geq 0,$$

which can be further expanded (see the Appendix) as

$$-\frac{1}{d} e_c^T R^T P_\beta^T v - \beta^T R[e_c]_\times \omega + \gamma(h(x)) \geq 0.$$

Notice that the term that multiplies  $v$  depends explicitly on the multiplicative factor  $\frac{1}{d}$ , which, in our assumptions, is only approximately known through the estimate  $\hat{d}$ . To get around the issue we propose to substitute the previous constraint with the following triple of constraints:

$$\begin{aligned}-\frac{1}{\hat{d}} e_c^T R^T P_\beta^T v + c_1 \gamma(h(x)) &\geq 0, \\ -\beta^T R[e_c]_\times \omega + c_2 \gamma(h(x)) &\geq 0, \\ c_1 + c_2 &= \gamma_0 > 0.\end{aligned} \quad (9)$$

The following theorem shows that, under appropriate assumptions, there exist coefficients  $c_1, c_2 \in \mathbb{R}$  such that enforcing (9) implies satisfaction of (8b).

*Theorem 2:* Let  $\gamma : \mathbb{R} \rightarrow \mathbb{R}$  be a class  $\mathcal{K}$  function. Given a nominal control law  $u^*(x) : \mathbb{R}^3 \times SO(3) \rightarrow \mathbb{R}^3$ , and constants  $\gamma_0, d_m, d_M > 0$ , such that  $d_m < 1 < d_M$ , the control law  $u$  resulting from the solution of the following quadratic program

$$\min_{\substack{u \in \mathbb{R}^3 \\ c_1, c_2 \in \mathbb{R}}} \|u - u^*(x)\| \quad (10a)$$

$$\text{subject to} \quad -\frac{1}{\hat{d}} e_c^T R^T P_\beta^T v + c_1 \gamma(h(x)) \geq 0 \quad (10b)$$

$$-\beta^T R[e_c]_\times \omega + c_2 \gamma(h(x)) \geq 0 \quad (10c)$$

$$c_1 + c_2 = \gamma_0 \quad (10d)$$

$$\frac{\gamma_0}{1 - d_M} < c_2 < \frac{\gamma_0}{1 - d_m} \quad (10e)$$

renders the set  $\mathcal{C}_h$  forward invariant whenever  $\tilde{d} \in [d_m, d_M]$ .

*Remark 2:* At a high level, the idea of the proof is to show imposing the (10b) and (10c) is equivalent to imposing the CBF constraint with a time-varying class  $\mathcal{K}$  function  $\bar{\gamma}$  different from  $\gamma$ . The constraint (10e) is then necessary

to ensure that the CBF constraint from  $\bar{\gamma}$  is valid. Finally, constraint (10d) can be interpreted as fixing the scale for  $\bar{\gamma}$ .

*Proof:* Assume that the optimization problem is feasible, if not one can always adjust the parameters to obtain a feasible optimization problem. Since  $\tilde{d} > 0$ , we multiply (10b) by  $\frac{1}{\tilde{d}}$  to obtain

$$-\frac{1}{\tilde{d}} e_c^T R^T P_\beta^T v + \frac{c_1}{\tilde{d}} \gamma(h(x)) \geq 0;$$

summing with (10c) we obtain

$$\langle \text{grad } h, u \rangle + \gamma_0 \left( c_2 + \frac{c_1}{\tilde{d}} \right) \gamma(h(x)) \geq 0.$$

To ensure forward invariance, we need  $c_2 + \frac{c_1}{\tilde{d}} > 0$ . We can rewrite this condition as a function of  $c_2$  alone by using constraint (10e):

$$c_2 + \frac{c_1}{\tilde{d}} = c_2 + \frac{\gamma_0 - c_2}{\tilde{d}} = \frac{c_2(1 - \tilde{d}) + \gamma_0}{\tilde{d}} > 0.$$

For the above to hold, we need to study how the function changes for various values of  $\tilde{d}$ . One can easily verify that the above condition can be rewritten as:

$$\begin{cases} c_2 \in \mathbb{R} & \text{if } \tilde{d} = 1, \\ c_2 < \frac{\gamma_0}{1 - \tilde{d}} & \text{if } 0 < \tilde{d} < 1, \\ c_2 > \frac{\gamma_0}{1 - \tilde{d}} & \text{if } \tilde{d} > 1, \end{cases}$$

which is equivalent to the constraint (10e).

We then have that if  $\tilde{d} \in [d_m, d_M]$  then  $\bar{\gamma}(h, t) = \left( c_2(t) + \frac{c_1(t)}{\tilde{d}(t)} \right) \gamma(h)$  is a valid CBF function; from Proposition 1 we then have that, if  $h(0) > 0$ , the solution of the differential equation  $\dot{h} = -\bar{\gamma}(h, t)h$  is strictly positive. From the comparison lemma [10], we then conclude that the set  $\mathcal{C}_h$  is forward invariant. ■

## B. Acceleration Control

Let us now analyze the case in which a second-order dynamical systems govern the pose of the agent. Denoting the linear acceleration of the body in the inertial frame by  $a \in T_p\mathbb{R}^3$ , and its angular acceleration in the body frame by  $\alpha \in T_R SO(3)$ , the equations of motion become

$$\begin{aligned}\dot{p} &= v \\ \dot{v} &= a \\ \dot{R} &= R[\omega]_\times \\ \dot{\omega} &= \alpha\end{aligned}$$

Comparing with (2), we then have  $x = (p, R, v, \omega)$  and  $u = (a, \alpha)$ . According to (5), for given class  $\mathcal{K}$  functions  $\gamma_1, \gamma_2 : \mathbb{R} \rightarrow \mathbb{R}$ , the constraint we need to satisfy in this case is

$$L_f^2 h(x) + L_g L_f h(x)u + \gamma_1'(h) L_f h(x) + \gamma_2(L_f h + \gamma_1(h(x))) \geq 0$$

which expands to

$$\begin{aligned}&\langle \text{grad}_p h, a \rangle + \langle \text{grad}_R h, \alpha \rangle + \\ &\langle \text{Hess}_p h[v], v \rangle + \langle \text{Hess}_R h[\omega], \omega \rangle + \\ &\langle \text{Hess}_p h[v], \omega \rangle + \langle \text{Hess}_R h[\omega], v \rangle + \\ &\gamma_1'(h) (\langle \text{grad}_p h, v \rangle + \langle \text{grad}_R h, \omega \rangle) + \\ &\gamma_2 (\langle \text{grad}_p h, v \rangle + \langle \text{grad}_R h, \omega \rangle + \gamma_1(h(x))) \geq 0\end{aligned} \quad (11)$$

Similarly to Theorem 2, we split (11) to obtain two constraints, one that collects all the terms that contain  $d$  in the denominator, and one that collects all the terms that do not contain  $d$ . However, the term  $\langle \text{Hess}_p h[v], v \rangle$  contains  $d^2$  in the denominator, as it expands (see the Appendix) to

$$v^T \frac{2(e_c^T R^T \beta)I - 3(e_c^T R^T \beta)P(\beta) - Re_c \beta^T - \beta e_c^T R^T}{d^2} v. \quad (12)$$

As a consequence, this term cannot belong to either of the two constraints. To deal with this problem, we decompose the velocity  $v$  along a component parallel to the bearing,  $v_{\parallel} = \langle \beta, v \rangle \beta$ , and one perpendicular to it,  $v_{\perp} = P_{\beta} v$ , so that  $v = v_{\parallel} + v_{\perp}$ . Moreover, since  $\dot{\beta} = -\frac{1}{d} P_{\beta} v$ , we have

$$v_{\perp} = -d\dot{\beta}. \quad (13)$$

Now, due to the linearity of the Hessian and the metric, we can rewrite (12) as follows

$$\begin{aligned} \langle \text{Hess}_p h[v], v \rangle &= \langle \text{Hess}_p h[v_{\perp} + v_{\parallel}], v_{\perp} + v_{\parallel} \rangle = \\ &= \langle \text{Hess}_p h[v_{\perp}], v_{\perp} \rangle + \langle \text{Hess}_p h[v_{\perp}], v_{\parallel} \rangle \\ &\quad + \langle \text{Hess}_p h[v_{\parallel}], v_{\perp} \rangle + \langle \text{Hess}_p h[v_{\parallel}], v_{\parallel} \rangle. \end{aligned} \quad (14)$$

Expanding the computations, we can see that  $\langle \text{Hess}_p h[v_{\parallel}], v_{\parallel} \rangle = 0$ , and we can use (13) to simplify a distance factor from the remaining terms containing  $d^2$  at the denominator.

As a consequence, under the assumption that  $\dot{\beta}$  is measurable (e.g., through numerical differentiation or the use of an observer), we can compute the various terms in (14) without requiring the square of the distance. This leads us to the following claim.

*Theorem 3:* Let  $\gamma_1, \gamma_2 : \mathbb{R} \rightarrow \mathbb{R}$  be class  $\mathcal{K}$  functions. Without loss of generality, assume  $\gamma_1'(0) \geq \gamma_2'(0)$  (otherwise swap the role of the two functions). Define  $K = \frac{4\gamma_1'(0)\gamma_2'(0)}{(\gamma_1'(0) + \gamma_2'(0))^2}$ . Given a nominal control law  $u^*(x) : \mathbb{R}^3 \times SO(3) \rightarrow \mathbb{R}^3$  and constants  $\gamma_0, d_m, d_M > 0$ , such that  $\gamma_0 > K$  and  $d_m < 1 < d_M$ , then there exists  $M > 0$  such that the control law resulting from the solution of the following quadratic program

$$\min_{\substack{u \in \mathbb{R}^3 \\ c_1, c_2 \in \mathbb{R}}} \|u - u^*(x)\| \quad (15a)$$

$$\text{s.t. } \tilde{d} (\langle \text{grad}_p h, a \rangle + 2\langle \text{Hess}_p h[v_{\perp}], v_{\parallel} \rangle) + \quad (15b)$$

$$c_1 (\gamma_1' L_f h(x) + \gamma_2 (L_f h(x) + \gamma_1 (h(x)))) \geq 0 \quad (15c)$$

$$\begin{aligned} &\langle \text{grad}_R h, \alpha \rangle + \langle \text{Hess}_R h[\omega], \omega \rangle + \\ &2\langle \text{Hess}_R h[\omega], v \rangle + \langle \text{Hess}_p h[v_{\perp}], v_{\perp} \rangle + \\ &c_2 (\gamma_1' L_f h(x) + \gamma_2 (L_f h(x) + \gamma_1 (h(x)))) \geq M \end{aligned} \quad (15d)$$

$$c_1 + c_2 = \gamma_0 \quad (15e)$$

$$\frac{K d_M - \gamma_0}{d_M - 1} \leq c_2 \leq \frac{K d_m - \gamma_0}{d_m - 1}$$

renders the set  $\mathcal{C}_h$  forward invariant whenever  $\tilde{d} \in [d_m, d_M]$ .

The terms in (15) are given by (see the Appendix for the full derivation):

$$\begin{aligned} \langle \text{Hess}_p h[v_{\perp}], v_{\perp} \rangle &= -(\beta^T Re_c) (\dot{\beta}^T \dot{\beta}) \\ \langle \text{Hess}_p h[v_{\perp}], v_{\parallel} \rangle &= \langle \text{Hess}_p h[v_{\parallel}], v_{\perp} \rangle = \frac{(v^T \beta) \dot{\beta}^T P(\beta) Re_c}{d} \\ \text{grad}_p h(x) &= -\frac{P_{\beta} Re_c}{d} \\ \text{grad}_R h(x) &= -\beta^T R[e_c]_{\times} \\ \langle \text{Hess}_R h[\omega], v \rangle &= \langle \text{Hess}_p h[v], \omega \rangle = v^T \frac{P_{\beta} R[e_c]_{\times}}{d} \omega \\ \langle \text{Hess}_R h[\omega], \omega \rangle &= \omega^T [R^T \beta]_{\times} [e_c]_{\times} \omega. \end{aligned}$$

*Remark 3:* At a high level, the proof follows the same reasoning of Theorem 2. However, it also need to take into account the time-varying nature of  $\gamma_1$  when defining the HOCBF constraint  $\psi_2$ ; this, in turn, depends on  $\dot{d}$ , which need to be bounded by  $M$ .

Before considering the proof of Theorem 3, we prove the following intermediate results:

*Lemma 2:* Let  $L = \gamma_0 \left( c_2 + \frac{c_2}{d} \right)$ . There exists two functions  $\alpha_1, \alpha_2$  such that

$$\alpha_1'(h)\dot{h} + \alpha_2(\dot{h} + \alpha_1(h)) = L \left( \gamma_1'(h)\dot{h} + \gamma_2(\dot{h} + \gamma_1(h)) \right) \quad (16)$$

*Proof:* Since (16) must hold for each  $h$  and  $\dot{h}$ , it must be true also for the special cases where  $h = 0$  or  $\dot{h}$ . Remembering that, from the properties of class  $\mathcal{K}$  functions,  $\gamma_1(0) = \alpha_1(0) = 0$ , eq. (16) implies

$$h = 0 \Rightarrow L \left( \gamma_1'(0)\dot{h} + \gamma_2(\dot{h}) \right) = \alpha_1'(0)\dot{h} + \alpha_2(\dot{h}), \quad (17)$$

$$\dot{h} = 0 \Rightarrow L\gamma_2(\gamma_1(h)) = \alpha_2(\alpha_1(h)). \quad (18)$$

From the above, the following must hold for any  $z \in \mathbb{R}$ :

$$\alpha_1(z) = \alpha_2^{-1}(\gamma_2(\gamma_1(z))) \quad (19a)$$

$$\alpha_2(z) = L \left( \frac{d\gamma_1}{dh}(0)z + \gamma_2(z) \right) - \alpha_1'(0)z \quad (19b)$$

This provides an expression of  $\alpha_1$  as a function of  $\alpha_2$ , and of  $\alpha_2$  as a function of the scalar  $\alpha_1'(0)$ .

To compute  $\alpha_1'(0)$  (together with  $\alpha_2'(0)$ ), let us take the derivative of both of the equations in (19) by their argument:

$$\alpha_1'(z) = \frac{\gamma_2'(\gamma_1(z))\gamma_1'(z)}{\alpha_2'(\alpha_2^{-1}(\gamma_2(\gamma_1(z))))} \quad (20a)$$

$$\alpha_2'(z) = L(\gamma_1'(0) + \gamma_2'(z)) - \alpha_1'(0) \quad (20b)$$

Let us define  $G = \gamma_1'(0) + \gamma_2'(0)$ . We then obtain:

$$\alpha_{1,2}'(0) = \frac{LG \mp \sqrt{L^2 G^2 - 4L\gamma_1'(0)\gamma_2'(0)}}{2} \quad (21)$$

*Lemma 3:* If  $L \geq K$  and  $\gamma_1'(0) \geq \gamma_2'(0)$ , then the two functions  $\alpha_1, \alpha_2$  from Lemma 2 are class  $\mathcal{K}$ .

*Proof:* Using the condition  $L \geq K$  in (21) implies the realness of  $\alpha_1'(0), \alpha_2'(0)$ . ■

We also need to ask both  $\alpha'_1(z)$  and  $\alpha'_2(z)$  to be positive for each  $z \in \mathbb{R}$ . First of all, by looking at equations (20) we can notice that  $\alpha'_1(z)$  has the same sign as  $\alpha'_2(z)$ , so we just need to ask for  $\alpha'_2(z) > 0$  for each  $z$ . This is true if  $\gamma'_2(z) > \frac{\alpha'_1(0)}{L} - \gamma_1(0)$ , so a sufficient condition to ask is  $\frac{\alpha'_1(0)}{L} - \gamma_1(0) < 0$ . Now, taking the convention that  $\alpha'_1(0)$  is obtained using the solution with the minus sign and expanding equation (21), we can see that this last condition is true when

$$\gamma'_1(0) \geq \gamma'_2(0) - \sqrt{G^2 - \frac{4}{L}\gamma'_1(0)\gamma'_2(0)} \quad (22)$$

which is trivially true if  $\gamma'_1(0) \geq \gamma'_2(0)$ . ■

*Proof:* [of Theorem 3] As in the proof of Theorem 2, the sum of the first two constraints recovers a formula similar to the second-order barrier function constraint, namely:

$$\ddot{h} + \gamma_0 \left( c_2 + \frac{c_1}{\tilde{d}} \right) \left( \gamma'_1 \dot{h} + \gamma_2 (\dot{h} + \gamma_1(h(x))) \right) - M \geq 0.$$

To make use of the comparison lemma, we need to prove that there exists two, time-varying, class  $\mathcal{K}$  functions  $\alpha_1, \alpha_2$  such that:

$$\frac{\partial \alpha_1}{\partial t} + \alpha'_1(h)\dot{h} + \alpha_2(\dot{h} + \alpha_1(h)) \geq L \left( \gamma'_1(h)\dot{h} + \gamma_2(\dot{h} + \gamma_1(h)) \right) - M \quad (23)$$

where the explicit time dependence has been omitted for conciseness, and  $M$  is a design parameter that will be used to deal with the unknown  $\frac{d\alpha_1}{dt}$ ; in fact, considering the results of Lemmata 2 and 3, eq. (23) holds if  $L \geq K$  and if  $\frac{\partial \alpha_1}{\partial t} \geq M$ .

Using (15d) to substitute  $c_1$  in  $L \geq K$ , we get:  $c_2 + \frac{\gamma_0 - c_2}{\tilde{d}} \geq K$ , which is equivalent to  $c_2(1 - \tilde{d}) \geq K\tilde{d} - \gamma_0$ , since  $\tilde{d} > 0$ . As in the case analyzed in Theorem 2, based on the value of  $\tilde{d}$  we get

$$\begin{cases} \gamma_0 \geq K, & \tilde{d} = 1 \\ c_2 \geq \frac{K\tilde{d} - \gamma_0}{\tilde{d} - 1}, & \tilde{d} \geq 1 \\ c_2 \leq \frac{K\tilde{d} - \gamma_0}{\tilde{d} - 1}, & \tilde{d} \leq 1 \end{cases} \quad (24)$$

Now, under the assumption that  $\gamma_0 > K$ , one can prove the function  $\frac{K\tilde{d} - \gamma_0}{\tilde{d} - 1}$  is monotonically increasing over the intervals  $]-\infty, 1[$  and  $]1, +\infty[$ , and that it has the shape showed in Figure 2, which means  $\frac{K\tilde{d} - \gamma_0}{\tilde{d} - 1} > a$  over the interval  $]-\infty, 1[$  and  $\frac{K\tilde{d} - \gamma_0}{\tilde{d} - 1} < K$  over the interval  $]1, +\infty[$ . This means that, given a relative error range  $[d_m, d_M]$ , we can impose constraint 24 as long as  $d_M > 1 > d_m > 0$ .

We now need to prove that  $\frac{\partial \alpha_1}{\partial t} \geq -M$  for each  $t$ . This is equivalent to  $M \geq \max_t \left| \frac{\partial \alpha_1}{\partial t} \right|$ , which can be imposed true whenever  $\frac{\partial \tilde{d}}{\partial t}$  is bounded.

Now, as in Theorem 2, we can invoke Theorem 1 and the comparison lemma [10] to conclude the proof. ■

### C. Multiple Features

When  $N > 1$  features need to be tracked, we propose to extend the quadratic programming of Theorems 2 and 3 by adding for each feature a couple of optimization variables

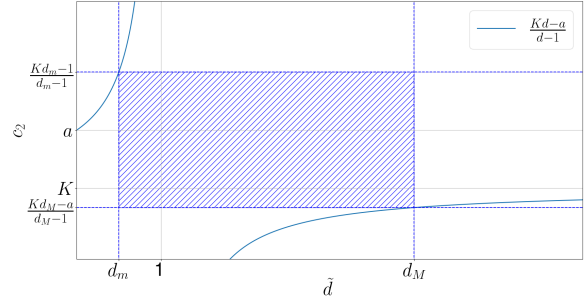


Fig. 2: The figure shows the relation between the allowable error ratio  $\tilde{d}$  and the resulting range for  $c_2$  in Theorem 3. As we can see, a trade-off exists between the bounds on  $\tilde{d}$  and the resulting range for  $c_2$ .

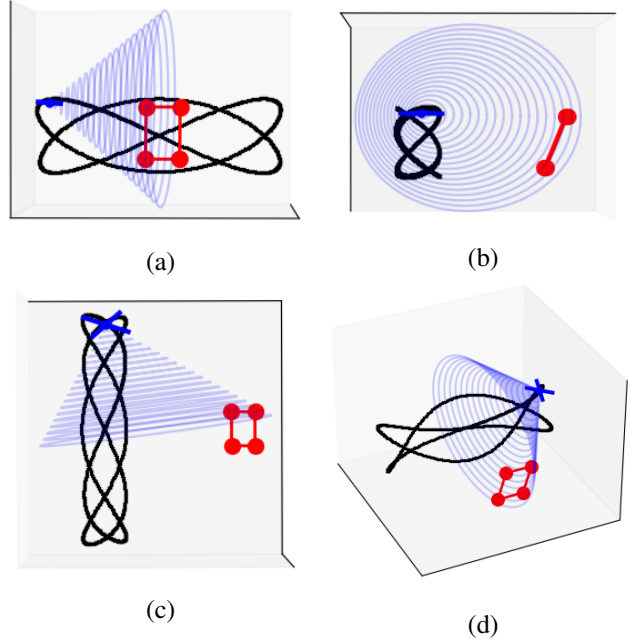


Fig. 3: Snapshot of the simulation scenario of the numerical experiments. We can see that agent (represented by a blue cross) needs to turn to keep all the features (red points) in its field of view (blue cone) to follow the reference trajectory (black line). (a) Front view. (b) Side view (c) Top-down view. (d) Tilted view.

$c_{i1}, c_{i2}$  and the same set of constraints proposed for the case of the single features.

*Remark 4:* Having multiple constraints may lead to the infeasibility of the optimization problem. To overcome these issues, and improve the numerical stability of the optimization, one may add some slack variables  $\delta_{i1}, \delta_{i2} > 0$  to each couple of constraints to allow for constraints violation. The square of the norm of these variables should be added to the cost function, weighted by some constant chosen by the designer.

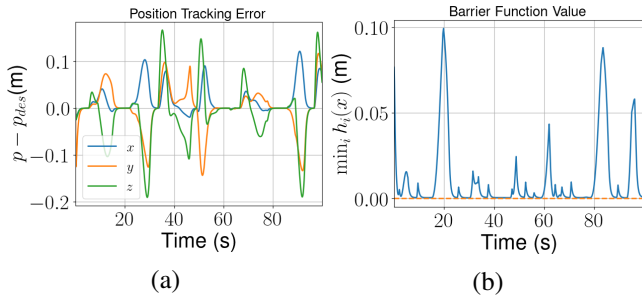


Fig. 4: *Acceleration Control*: Plot (a) shows the position tracking error of a rigid body actuated both in linear and angular acceleration along the prescribed path. Plot (b) shows the minimum value among the barrier functions associated with the features.

#### IV. NUMERICAL SIMULATION

To validate the proposed approach, in this section, we present two numerical simulations<sup>1</sup> involving the control of a double integrator system, as presented in Section III, and the control of a quadrotor. In both simulations, the task of each agent is to follow the same trajectory  $p_{ref}(t) = [\cos(0.3t), 10 \cos(0.2t), 2 \cos(0.2t)]^T$  (depicted in Figure 3). The features to keep in the field of view,  $q_1 = [7.0, -1.5, 1.5]^T$ ,  $q_2 = [7.0, 1.5, 1.5]^T$ ,  $q_3 = [6.0, 1.5, -1.5]^T$ , and  $q_4 = [6.0, -1.5, -1.5]^T$  form the corners of a rectangle. We use a conic field of view with half-aperture  $\psi_F = \frac{\pi}{6}$ . The two simulations show an extreme case where the agents cannot estimate the distance from the features (i.e.,  $\hat{d} = 1$ ). The parameters mentioned in Theorem 3 are  $\gamma_0 = 3$ ,  $d_M = 15$  m,  $d_m = 0.5$  m and  $M = 0$ .

Despite the fact that, in this extreme case, the assumptions of Theorem 3 are not satisfied, our approach can maintain the field of view constraints.

Figure 4(a) and 4(b) show, respectively, the tracking error of the proposed control scheme and the minimum of the Control Barrier Functions  $h_i(x)$  values in the double integrator scenario. The nominal control law of the agent is  $u^*(x) = k_p(p_{ref} - p) + k_v(\dot{p}_{ref} - \dot{p}) + \ddot{p}_{ref}$ , with  $k_p = 20.8$  and  $k_v = 13.3$ .

Figure 5(a) and 5(b) show, respectively, the tracking error of the proposed control scheme and the minimum of the Control Barrier Functions  $h_i(x)$  values in the quadrotor scenario. The nominal control law of the agent is the one proposed in [11], with  $k_p = 20.8$ ,  $k_v = 13.3$ ,  $k_R = 54.81$ , and  $k_\omega = 10.54$ .

We can see, in both cases, that the constraint of imposed by the Control Barrier Function is always satisfied, i.e. the features never leave the field of view of the agent, and the reference trajectory is tracked with a bounded tracking error.

#### V. CONCLUSIONS

This paper presented a Control Barrier Function controller that deals with visual sensors' limited field of view. The

<sup>1</sup>The code used to implement the simulation can be found at <https://github.com/biagio-trimarchi/A-Control-Barrier-Function-Candidate-for-Limited-Field-of-View-Sensors.git>

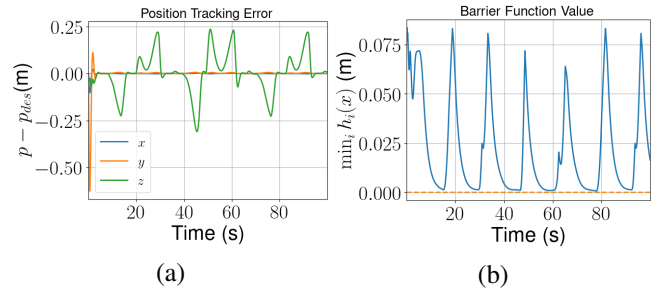


Fig. 5: *Quadrotor*: Plot (a) shows the position tracking error of a quadrotor actuated both in trust and torques along the prescribed path. Plot (b) shows the minimum value among the barrier functions associated with the features.

barrier function was implemented by splitting the usual constraint into two different constraints, which allowed us to remove the effects of bounded distance measurement errors on the control law.

We supported the theoretical results by simulating the control of a fully actuated rigid body and of a quadrotor, both tasked with tracking a gate-like structure while following a trajectory. Both simulations confirmed the presented theoretical results and showed that the bounds used in the theorems may be overly conservative and could be relaxed.

Future works will focus on implementing real-world experiments to give more support to the solution presented in this work, and on investigating the possibility of designing a vision-based trajectory-tracking control law by transferring the theory presented in this article to the Control Lyapunov Function [5] framework.

#### REFERENCES

- [1] Flyability elios-3 product information. <https://www.flyability.com/elios-3>.
- [2] RealSense depth camera d435 product information. <https://www.intelrealsense.com/depth-camera-d435/>.
- [3] Stereo lab zed-2 product information. <https://www.stereolabs.com/en-it/products/zed-2>.
- [4] A. D. Ames, S. Coogan, M. Egerstedt, G. Notomista, K. Sreenath, and P. Tabuada. Control barrier functions: Theory and applications. In *2019 18th European control conference (ECC)*, pages 3420–3431. IEEE, 2019.
- [5] M. Bahreinian, E. Aasi, and R. Tron. Robust path planning and control for polygonal environments via linear programming. In *2021 American Control Conference (ACC)*, pages 5035–5042. IEEE, 2021.
- [6] N. Boumal. *An introduction to optimization on smooth manifolds*. Cambridge University Press, 2023.
- [7] J. Greenawalt and R. Tron. A bearing-based control law for trajectory tracking. In *2019 American Control Conference (ACC)*, pages 3956–3962, 2019.
- [8] A. Karimian and R. Tron. Bearing-only navigation with field of view constraints. In *2021 American Control Conference (ACC)*, pages 20–25, 2021.
- [9] E. Kaufmann, L. Bauersfeld, A. Loquercio, M. Müller, V. Koltun, and D. Scaramuzza. Champion-level drone racing using deep reinforcement learning. *Nature*, 620(7976):982–987, 2023.
- [10] H. K. Khalil. *Nonlinear Systems Third Edition*. Pearson; 3rd edition, 2001.
- [11] T. Lee, M. Leok, and N. H. McClamroch. Geometric tracking control of a quadrotor uav on se (3). In *49th IEEE conference on decision and control (CDC)*, pages 5420–5425. IEEE, 2010.
- [12] S. G. Loizou and V. Kumar. Biologically inspired bearing-only navigation and tracking. In *2007 46th IEEE Conference on Decision and Control*, pages 1386–1391, 2007.

- [13] B. Penin, P. R. Giordano, and F. Chaumette. Vision-based reactive planning for aggressive target tracking while avoiding collisions and occlusions. *IEEE Robotics and Automation Letters*, 3(4):3725–3732, 2018.
- [14] P. Roque, E. Bin, P. Miraldo, and D. V. Dimarogonas. Fast model predictive image-based visual servoing for quadrotors. In *2020 IEEE/RSJ International Conference on Intelligent Robots and Systems (IROS)*, pages 7566–7572, 2020.
- [15] F. Schiano, A. Franchi, D. Zelazo, and P. R. Giordano. A rigidity-based decentralized bearing formation controller for groups of quadrotor uavs. In *2016 IEEE/RSJ International Conference on Intelligent Robots and Systems (IROS)*, pages 5099–5106. IEEE, 2016.
- [16] F. Schiano and P. R. Giordano. Bearing rigidity maintenance for formations of quadrotor uavs. In *2017 IEEE International Conference on Robotics and Automation (ICRA)*, pages 1467–1474. IEEE, 2017.
- [17] F. Schiano and R. Tron. The dynamic bearing observability matrix nonlinear observability and estimation for multi-agent systems. In *2018 IEEE International Conference on Robotics and Automation (ICRA)*, pages 3669–3676. IEEE, 2018.
- [18] R. Tron and K. Daniilidis. An optimization approach to bearing-only visual homing with applications to a 2-d unicycle model. In *2014 IEEE International Conference on Robotics and Automation (ICRA)*, pages 4235–4242, 2014.
- [19] W. Xiao and C. Belta. High-order control barrier functions. *IEEE Transactions on Automatic Control*, 67(7):3655–3662, 2022.
- [20] D. Zheng, H. Wang, J. Wang, X. Zhang, and W. Chen. Toward visibility guaranteed visual servoing control of quadrotor uavs. *IEEE/ASME Transactions on Mechatronics*, 24(3):1087–1095, 2019.

#### A. APPENDIX

This section contains the computations for the terms  $\text{grad}_p h$ ,  $\text{grad}_R h$ ,  $\text{Hess}_p h$ , and  $\text{Hess}_R h$ . To understand the following equations, it is useful to keep the this equalities in mind

$$\begin{aligned}\dot{\beta} &= -\frac{P_\beta}{d}v \\ \dot{d} &= -\beta^T v\end{aligned}$$

According to the presented Taylor expansion definition, to find the expression of  $\text{grad}_p h$  and  $\text{grad}_R h$  we need to compute the time derivative of  $h$

$$\begin{aligned}\dot{h} &= -\frac{e_c^T R^T P_\beta}{d}v + \beta^T R[\omega]_\times e_c = \\ &= -\frac{e_c^T R^T P_\beta}{d}v - \beta^T R[e_c]_\times \omega\end{aligned}$$

where the last equality comes from the properties of the hat map. By confronting the above terms with the Taylor expansion of  $h$  and the definitions of  $\text{grad}_p h$  and  $\text{grad}_R h$ , one can readily see that

$$\begin{aligned}\text{grad}_p h &= -\frac{e_c^T R^T P_\beta}{d} \\ \text{grad}_R h &= -\beta^T R[e_c]_\times\end{aligned}$$

The formula for the hessian can be found by computing the second derivative of  $h$

$$\begin{aligned}\ddot{h} &= -\frac{e_c^T R^T P_\beta}{d}a + \frac{d}{dt} \left( -\frac{e_c^T R^T P_\beta}{d} \right) v + \\ &\quad -\beta^T R[e_c]_\times \alpha - \beta^T R[\omega]_\times [e_c]_\times \omega - \dot{\beta}^T R[e_c]_\times \omega.\end{aligned}$$

To find the expressions of the hessian of  $h$ , we need to expand and rearrange some of the above terms.

First of all, using again the properties of the hat map

$$-\beta^T R[\omega]_\times [e_c]_\times \omega = \omega^T [R\beta]_\times [e_c]_\times \omega$$

we can already derive  $\langle \text{Hess}_R h[\omega], \omega \rangle = \omega^T [R^T \beta]_\times [e_c]_\times \omega$ .

Before going on, let us define  $z = Re_c$ , allowing us to write the following expression more compactly. Moreover, notice that  $P_\beta z = z - (\beta^T z)\beta$ .

Now, we can expand the term with the time derivative

$$\frac{d}{dt} \left( -\frac{e_c^T R^T P_\beta}{d} \right) v = -v^T \frac{(P_\beta z)\beta^T}{d^2} v - \frac{\dot{z}^T P_\beta}{d} v - \frac{z^T \dot{P}_\beta}{d} v$$

and by noticing that

$$-\frac{\dot{z}^T P_\beta}{d} v = -\dot{\beta}^T R[e_c]_\times \omega = v^T \frac{P_\beta R[e_c]_\times \omega}{d}$$

we can write  $\langle \text{Hess}_R h[\omega], v \rangle = \langle \text{Hess}_p h[v], \omega \rangle = v^T \frac{P_\beta R[e_c]_\times \omega}{d}$ . To find the last component of the hessian, we need to expand the remaining two terms

$$\begin{aligned}-v^T \frac{(P_\beta z)\beta^T}{d^2} v &= -v^T \frac{(z - (\beta^T z)\beta)\beta^T}{d^2} v = \\ &= -v^T \frac{z\beta^T}{d^2} v + v^T \frac{((\beta^T z)\beta)\beta^T}{d^2} v = \\ &= -v^T \frac{z\beta^T}{d^2} v - v^T \frac{\beta^T z}{d^2} P_\beta v + v^T \frac{(\beta^T z)I}{d^2} v \\ -\frac{z^T \dot{P}_\beta}{d} v &= \frac{(z^T \dot{\beta})\beta^T}{d} v + \frac{(z^T \beta)\dot{\beta}^T}{d} v = \\ &= -v^T \frac{\beta(z^T P_\beta)}{d^2} v - v^T \frac{(z^T \beta)P_\beta}{d^2} v = \\ &= -v^T \frac{\beta(z^T - (\beta^T z)\beta^T)}{d^2} v - v^T \frac{(z^T \beta)P_\beta}{d^2} v = \\ &= -v^T \frac{\beta z^T}{d^2} v + v^T \frac{(\beta^T z)I}{d^2} v - v^T \frac{2(z^T \beta)P_\beta}{d^2} v\end{aligned}$$

By combining the terms, we find the final expression for  $\langle \text{Hess}_p h[v], v \rangle$ , which is the same reported in (12).