

PERSONAMATH: ENHANCING MATH REASONING THROUGH PERSONA-DRIVEN DATA AUGMENTATION

Jing Luo¹ Run Luo^{1,2} Longze Chen^{1,2} Liang Zhu^{1,2} Chang Ao^{1,2} Jiaming Li^{1,2}
Yukun Chen^{1,2} Xin Cheng^{1,3} Wen Yang⁴ Jiayuan Su⁵ Chengming Li⁶ Min Yang^{1,2†}

¹Shenzhen Institute of Advanced Technology, Chinese Academy of Sciences

²University of Chinese Academy of Sciences ³South China University of Technology

⁴Institute of Automation, Chinese Academy of Sciences ⁵Zhejiang University

⁶Shenzhen MSU-BIT University

luojing020713@gmail.com

{r.luo, lz.chen2, min.yang}@siat.ac.cn

ABSTRACT

While closed-source Large Language Models (LLMs) demonstrate strong mathematical problem-solving abilities, open-source models continue to struggle with such tasks. To bridge this gap, we propose a data augmentation approach and introduce PersonaMathQA, a dataset derived from MATH and GSM8K, on which we train the PersonaMath models. Our approach consists of two stages: the first stage is learning from Persona Diversification, and the second stage is learning from Reflection. In the first stage, we regenerate detailed chain-of-thought (CoT) solutions as instructions using a closed-source LLM and introduce a novel persona-driven data augmentation technique to enhance the dataset’s quantity and diversity. In the second stage, we incorporate reflection to fully leverage more challenging and valuable questions. Evaluation of our PersonaMath models on MATH and GSM8K reveals that the PersonaMath-7B model (based on LLaMA-2-7B) achieves an accuracy of 24.2% on MATH and 68.7% on GSM8K, surpassing all baseline methods and achieving state-of-the-art performance. Notably, our dataset contains only 70.3K data points—merely 17.8% of MetaMathQA and 27% of MathInstruct—yet our model outperforms these baselines, demonstrating the high quality and diversity of our dataset, which enables more efficient model training. We open-source the PersonaMathQA dataset, PersonaMath models, and our code for public usage.

1 INTRODUCTION

“There are a thousand Hamlets in a thousand people’s eyes”

Shakespeare

Large language models (LLMs) have rapidly advanced in recent years, showing impressive abilities across various NLP tasks, including open domain conversation (Brown et al., 2020; Ouyang et al., 2022), coding (Chen et al., 2021; Rozière et al., 2024; Li et al., 2023a) and math (Luo et al., 2023; Yu et al., 2024; Imani et al., 2023). Among these tasks, solving math problems stands out as particularly challenging due to its complexity and the requirement for multi-step reasoning to reach a solution. While some closed-source models, such as GPT-4o (OpenAI, 2024a), Claude 3.5 Sonnet (Anthropic, 2024), and Gemini 1.5 Pro (Reid et al., 2024), have demonstrated strong math-solving capabilities, current open-source models (e.g., LLaMA (Touvron et al., 2023; Dubey et al., 2024)) continue to struggle in this area. Therefore, enhancing the math problem-solving abilities of open-source models is a prominent desiderata.

A widely adopted and effective approach for improving the math-solving capabilities of open-source models is fine-tuning, owing to the accessibility of their weights (Yuan et al., 2023; Yue et al., 2023;

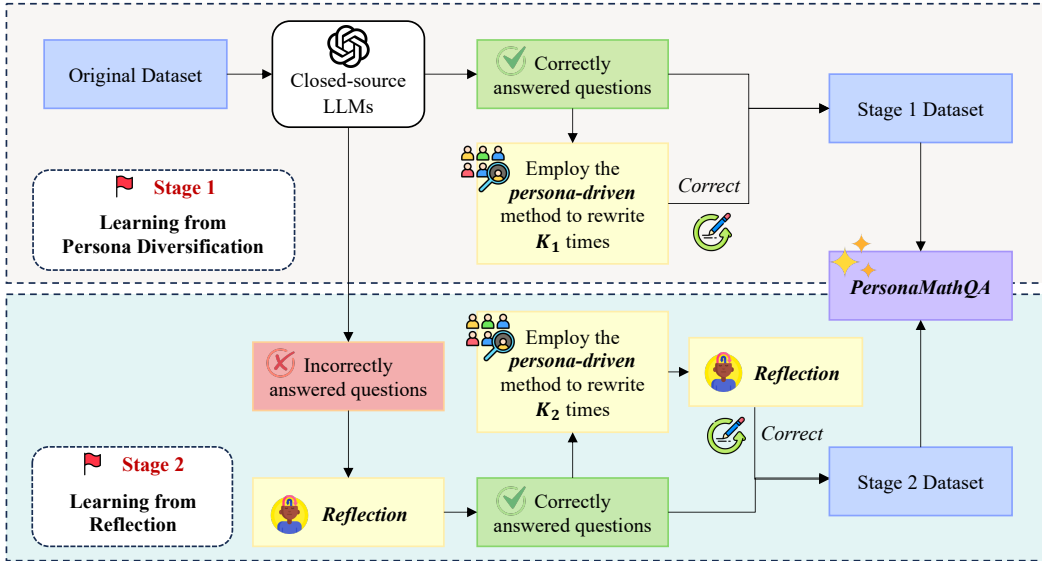


Figure 1: The framework of our data augmentation method. The method consists of two stages: Stage 1 (top) and Stage 2 (bottom). Stage 1 focuses on using closed-source LLMs to automatically generate detailed CoT solutions and apply our persona-driven rewriting method to rephrase the questions. Stage 2 focuses on reflection. The data from both stages are then combined to form our PersonaMathQA dataset.

Luo et al., 2023; Yu et al., 2024). However, directly fine-tuning on the original dataset leads to only minimal improvements (Touvron et al., 2023), as solving complex math problems requires multiple reasoning steps, which the original dataset does not adequately capture. Furthermore, the limited number of samples in the original dataset is often insufficient for models to fully grasp how to solve mathematical problems. To address this, recent studies have demonstrated promising results by bootstrapping the original dataset (Yu et al., 2024), generating more detailed Chain of Thought (CoT) solutions (Wei et al., 2023), and training models on the enhanced dataset. However, directly bootstrapping from the original problems can reduce the diversity of the enhanced dataset, necessitating a large amount of data to achieve effective training, which is resource-intensive and inefficient.

In this paper, we propose a data augmentation method designed to enable models to learn more efficiently and effectively from enhanced datasets. The key to our approach lies in improving both the quality and diversity of the data. To achieve this, we introduce a persona-driven approach and create PersonaMathQA, a dataset characterized by high efficiency and diversity. Recently, Role-Playing LLMs that incorporate personas have gained significant attention, as leveraging personas allows LLMs to adapt to persona-specific scenarios and generate unique, diverse answers from various perspectives. Moreover, recent research has further highlighted the potential of Role-Playing LLMs. From extensive web data, Chan et al. (2024) automatically created Persona Hub, a collection of 1 billion diverse personas, with 200,000 personas released publicly. Building on this vast collection, our proposed data augmentation method can generate data from a wide range of diverse perspectives, encompassing various ethnicities, occupations, age groups, and more.

Specifically, our method is divided into two stages. In the first stage, we focus on empowering open-source models to **Learn from Persona Diversification** by proposing a persona-driven method. We start by using a powerful closed-source LLM to generate detailed CoT solutions for the math problems within the original dataset. After identifying the correctly answered questions, we apply the persona-driven method to prompt the closed-source LLM to rewrite these questions using specific and diverse personas. We then regenerate the CoT solutions and incorporate both the correctly answered questions and their original questions in our dataset. In the second stage, we shift our focus to enabling open-source models to **Learn from Reflection**. For questions that the closed-source LLM answered incorrectly in the first stage, we allow the LLM to reflect on its mistakes and attempt to regenerate the correct answers. For those questions answered correctly post-reflection, which are

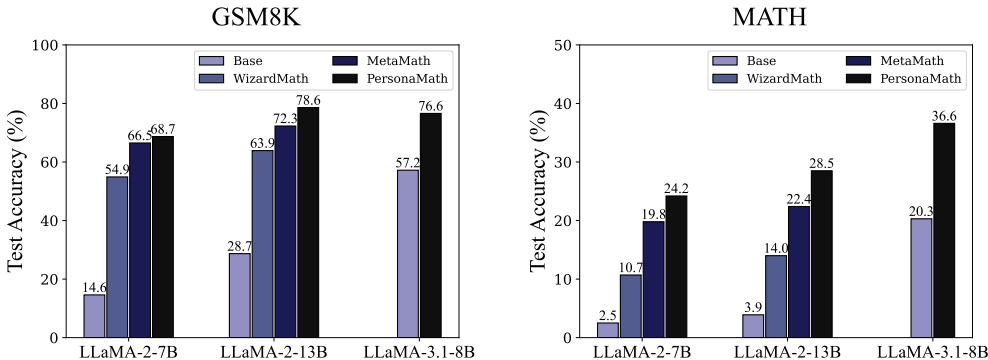


Figure 2: The superior performance of our PersonaMath models in comparison to other models. Among all models of the same size, our model achieves the highest test accuracy, demonstrating state-of-the-art performance.

inherently more challenging than those answered correctly in the first stage, we aim to increase their weight in the final dataset. This strategy facilitates more effective learning of these difficult questions by open-source LLMs through training. To achieve this, we increase the number of rewrites for these challenging questions and follow similar procedures as in the first stage, where regeneration is accomplished through reflection.

Our main contributions are summarized as follows:

- We propose a novel persona-driven data augmentation method, resulting in the creation of a high-quality and efficient dataset, PersonaMathQA.
- Using our PersonaMathQA dataset, we trained LLaMA and Qwen2.5, resulting in the PersonaMath models. We evaluated the math problem-solving capabilities of the PersonaMath models on two widely recognized math benchmarks, MATH (Hendrycks et al., 2021) and GSM8K (Cobbe et al., 2021). Despite our dataset being only 17.79% the size of previous state-of-the-art datasets, PersonaMath outperformed them on both benchmarks, setting a new SOTA.
- We demonstrated the effectiveness of the persona-driven method in data rewriting. Our approach not only improves dataset diversity and quality but also reduces training costs compared to other rewriting methods. Our work highlights the significant potential of persona-driven methods and offers valuable insights for future research.

2 RELATED WORK

Large Language Models for Mathematical Reasoning. Among various NLP tasks, solving math problems has consistently been regarded as one of the most challenging. Current cutting-edge closed-source LLMs, such as o1 (OpenAI, 2024c), GPT-4o (OpenAI, 2024a), Claude 3.5 Sonnet (Anthropic, 2024), and Gemini 1.5 Pro (Reid et al., 2024), exhibit strong math problem-solving capabilities. Nonetheless, there remains substantial work to further enhance these capabilities through various strategies, including preprocessing math questions (An et al., 2023), utilizing more advanced prompts (Ling et al., 2017; Yao et al., 2023), employing external tools (Yamauchi et al., 2023; He-Yueya et al., 2023; Chen et al., 2022), and enhancing overall interactions (Wu et al., 2024). In contrast, open-source models with fewer parameters still struggle with solving math problems. Consequently, numerous studies, including our own, aim to bridge this gap, enabling open-source models to achieve robust math problem-solving capabilities after fine-tuning. To enhance the effectiveness of fine-tuning, past approaches have primarily focused on generating intermediate steps for answers (Nye et al., 2021; Zhang et al., 2023; Yang et al., 2023b; Lewkowycz et al., 2022), fine-tuning across multiple datasets (Mishra et al., 2022; Yue et al., 2023), employing teacher-student knowledge distillation (Imani et al., 2023), and learning from enhanced datasets (Imani et al., 2023; Raiyan et al., 2023; Yu et al., 2024), as explored in our paper.

Role-Playing Large Language Models. Recently, Role-Playing LLMs that integrate personas have gained significant attention. Specifically, Role-Playing LLMs involve directly incorporating personas into the prompts of LLMs, enabling them to generate unique, role-specific content within a designated context. This method is straightforward to implement, requiring only prompt modifications, yet it yields impressive results. For instance, Dong et al. (2024) employed multiple LLM agents, assigning each to play a specialized expert role, allowing them to collaboratively tackle complex code generation tasks. Similarly, ChatDev (Qian et al., 2024) segmented the software development process into four stages—designing, coding, testing, and documenting—and proposed a Chat Chain to facilitate communication among agents responsible for each stage, ultimately enabling cooperative program development. Role-Playing LLMs are also frequently utilized in gaming contexts. For instance, Wang et al. (2023) has an LLM assume the role of a general assistant, continuously exploring the Minecraft game world to acquire skills and survive longer. In the medical domain, Tang et al. (2024) simulates real-life scenarios by dividing the diagnostic reasoning process into five stages: expert gathering, analysis proposition, report summarization, collaborative consultation, and decision-making. Multiple LLM agents are then assigned different roles to collaborate on the diagnostic process.

3 METHOD

In this section, we provide a detailed description of how we built PersonaMathQA. An overview of our approach is illustrated in Figure 1. Our method, which enhances data using a persona-driven approach, is divided into two stages. Using this approach, we constructed the PersonaMathQA dataset based on the MATH and GSM8K datasets, and fine-tuned the PersonaMath models on it.

3.1 STAGE 1: LEARNING FROM PERSONA DIVERSIFICATION

Limitations of the Original Dataset. Although fine-tuning open-source models can significantly enhance their performance across various tasks, improving their math problem-solving capabilities through fine-tuning alone is particularly challenging. One reason is that *math problems are inherently complex* and often require intricate multi-step reasoning to arrive at the correct answer (Ahn et al., 2024), *with errors at any step potentially leading to incorrect results*. Another significant challenge is the limitation of current training datasets. Effective math problem-solving requires detailed step-by-step reasoning, yet *existing datasets often lack such comprehensive solutions, often providing only final answers or insufficiently detailed manual solutions*. Consequently, models trained on such datasets struggle to develop step-by-step reasoning skills, yielding minimal improvements from fine-tuning alone (Touvron et al., 2023). Manually labeling detailed step-by-step solutions is time-consuming and labor-intensive. To address this, we use a closed-source LLM with advanced mathematical problem-solving abilities to automatically generate detailed CoT solutions, thereby enhancing the training dataset with comprehensive, step-by-step reasoning. The prompt we used is shown below.

Prompt for Inference

Please provide a detailed, step-by-step explanation for the following math problem. At the end of the explanation, present the final answer enclosed in `\boxed{}` \n Math problem:

Persona-Driven Data Augmentation Method. After obtaining the CoT solutions automatically generated by the LLM, we first filter out the correct answers and add them to our PersonaMathQA dataset. However, this initial training data is insufficient on its own. To create high-quality enhanced datasets and avoid excessive time and resource expenditure, we employ a data augmentation method in which the LLM automatically rewrites questions to generate new ones. Previous studies have shown that directly rewriting questions is inefficient (Yu et al., 2024), as it requires a large volume of data to significantly boost model performance. This inefficiency arises from the homogeneous nature of rewritten questions, which often lack diversity. To address this issue and augment the dataset more effectively, we propose a novel persona-driven method. Inspired by the observation that introducing persona-related scenarios to the LLM can prompt it to generate unique and persona-specific content, we theorize that with a sufficient number of diverse personas, we can generate a vast amount of varied content. A recent study (Chan et al., 2024) that released 200,000 diverse personas

	Correct	Incorrect
Average Level	3.22	4.28

Table 1: The average difficulty levels of correctly and incorrectly answered questions in the MATH dataset during the reasoning stage of Stage 1. “Correct” refers to the questions answered correctly, while “Incorrect” refers to those answered incorrectly.

created from extensive web data provides a solid foundation for our approach. These personas encompass various nationalities, races, religions, occupations, age groups, and more. Leveraging this diversity, our method can create varied questions, yielding significant improvements with less data, demonstrating the principle of “less is more”. Additionally, our persona-driven method is straightforward to implement, allowing others to create their own augmented datasets using our approach. The prompt we used is shown below.

Prompt for Rewriting

Math problem: {problem} \nPlease rephrase the above math problem with the following persona:\n{persona}

We instruct the LLM to rewrite each question K_1 times, introducing different personas each time to maximize the diversity of the rewritten questions. Subsequently, the LLM reasons through these rewritten questions and generates detailed CoT solutions. We select the correct solutions along with their corresponding questions to include in our PersonaMathQA dataset. Questions that are answered incorrectly after rewriting are discarded.

3.2 STAGE 2: LEARNING FROM REFLECTION

Shifting Focus to Incorrectly Answered Questions. In Stage 1, we first have the LLM reason through the original dataset and identify questions with correct answers. Questions answered incorrectly are set aside for further analysis. For a detailed analysis, we use the MATH dataset, where each problem is classified into difficulty levels ranging from “1” to “5”. We calculated the average difficulty levels of correctly and incorrectly answered questions during the reasoning stage. The results, shown in Table 1, indicate that the average difficulty level of correctly answered questions is 3.22, whereas incorrectly answered questions have an average level of 4.28. This suggests that the incorrectly answered questions are inherently more challenging, making them harder for the LLM to solve. However, this also makes them more valuable, as learning to solve these complex problems can significantly enhance the model’s step-by-step reasoning ability.

Reflecting on Errors and Regenerating Solutions. To explore and utilize the potential value in these incorrectly answered questions, we prompt the LLM to reflect on its mistakes and attempt to provide correct answers. This approach is inspired by previous research demonstrating that LLMs can self-reflect and self-correct (Shinn et al., 2023; Li et al., 2023b). Specifically, for the questions that the LLM answered incorrectly in Stage 1, we return the wrong solution to the LLM, inform it that the answer is incorrect, and prompt it to reflect on its reasoning process and regenerate a detailed CoT solution. The prompt we used is shown below, where the explanation is replaced with the incorrect solution.

Prompt for Reflection

The following input consists of a math problem and a corresponding explanation. However, this explanation is incorrect, please reflect on its errors and then generate a corrected, detailed, step-by-step explanation for the following math problem. Divide your response into two parts: Review of Incorrect Explanation and Corrected Explanation. At the end of the explanation, present the final answer enclosed in \boxed{ }. \nMath Problem: {problem} \nIncorrect Explanation: {explanation}

Dataset	Stage 1		Stage 2		Overall
	Inference	Rewrite	Reflection	Rewrite	
PersonaMathQA-GSM8K	6.6K	30.8K	0.1K	1.1K	38.7K
PersonaMathQA-MATH	5.4K	23.8K	0.2K	1.9K	31.8K
PersonaMathQA	12.1K	54.6K	0.3K	3.1K	70.3K

Table 2: The detailed composition of each component of the PersonaMathQA dataset. This table shows the number of questions with correct answers that were added to PersonaMathQA during the final step of each phase.

In this step, the LLM’s response is divided into two parts: “Review of Incorrect Explanation” and “Corrected Explanation”. We use only the “Corrected Explanation” as the regenerated solution from the LLM. However, it is important to note that while the “Review of Incorrect Explanation” is not used directly, it is an indispensable part of the reflection process. This part allows the LLM to summarize its mistakes, which is crucial for generating the subsequent “Corrected Explanation”. Correctly answered questions are then added to our PersonaMathQA dataset, while questions that remain unanswered correctly by the LLM are discarded. It’s worth noting that previous studies have also explored generating the correct solution process by directly providing the LLM with the correct answer (Zhang et al., 2024). However, this method carries risks due to LLM hallucinations, where the LLM may produce an incorrect solution process while providing the correct final answer. Such data can be misleading and detrimental. Therefore, we discard questions that cannot be answered correctly. For the questions answered correctly in Stage 2, we rewrite them as we did in Stage 1. The key difference is that in Stage 2, we rewrite the questions K_2 times, where K_2 is greater than K_1 , the number of rewrites in Stage 1. As discussed earlier, this is because Stage 2 problems are more difficult, and the performance gains from training on these more challenging problems are higher. Therefore, increasing the number of rewrites in Stage 2 helps to more effectively enhance model performance after training. We then implement our reflection framework to regenerate the solutions and select those with the correct answers. For computational efficiency, we use the incorrect solution from the original question as the incorrect solution for the rewritten questions.

4 EXPERIMENTS

4.1 TRAINING AND EVALUATION SETUP

We fine-tune open-source models using the PersonaMathQA dataset to develop the PersonaMath models. We utilize the training prompt provided in (Taori et al., 2023) and fine-tune the model by maximizing the log-likelihood of the reasoning path given the question, expressed as $\mathcal{L}(\theta) = \sum_{(q,r) \in \text{PersonaMathQA}} \log P(r|q; \theta)$. Here, θ represents the parameters of the open-source model, q represents the question, and r denotes the correct solution generated by the closed-source LLM. This approach ensures our method is readily adaptable for training any open-source model. The training prompt is provided below, where the “instruction” is replaced by questions from the PersonaMathQA dataset, and the corresponding solutions follow after “Response: ”.

Training Prompt

Below is an instruction that describes a task. Write a response that appropriately completes the request.

Instruction: {instruction}

Response:

The CoT prompt used for evaluating the trained model is also sourced from (Taori et al., 2023), as shown below. The “instruction” is replaced by questions from the test set.

Evaluation Prompt

Below is an instruction that describes a task. Write a response that appropriately completes the request.

Instruction: $\{instruction\}$

Response: *Let's think step by step.*

4.2 EXPERIMENTAL SETUP

Datasets. We apply our data-enhancement method to two well-known math problem datasets, MATH (Hendrycks et al., 2021) and GSM8K (Cobbe et al., 2021), to create our PersonaMathQA dataset. GSM8K consists of problems designed by human writers, requiring between 2 and 8 steps to solve. Solutions involve a sequence of basic arithmetic operations (+, -, *, /) to arrive at the final answer. The GSM8K dataset includes approximately 7,500 training problems and about 1,000 test problems. In contrast, MATH is a more challenging dataset composed of problems from mathematics competitions, such as AMC 10, AMC 12, and AIME, covering a wide range of subjects and difficulty levels. The problems span seven subjects: Prealgebra, Algebra, Number Theory, Counting and Probability, Geometry, Intermediate Algebra, and Precalculus, and are classified into five difficulty levels, with higher numbers indicating greater complexity. MATH consists of 7,500 training problems and 5,000 test problems.

Models. For inference, rewriting, and reflection, we utilized the closed-source LLM GPT-4o-mini-2024-07-18 (OpenAI, 2024b) with a temperature setting of 0.7. To evaluate our approach, we fine-tuned the open-source models LLaMA-2-7B and LLaMA-2-13B (Touvron et al., 2023) on our dataset. Additionally, to facilitate future comparisons, we also fine-tuned the current state-of-the-art open-source model LLaMA-3.1-8B (Dubey et al., 2024) and Qwen2.5-7B (Team, 2024). We employed DeepSpeed for training, applying the ZeRO-2 stage for LLaMA-2-7B, LLaMA-3.1-8B and Qwen2.5-7B (Team, 2024), and the ZeRO-3 stage for LLaMA-2-13B to optimize cost and efficiency (Rajbhandari et al., 2020). All models were trained using four A800 80GB PCIe GPUs. Further details are provided in Appendix A.

Baselines. To evaluate our proposed method comprehensively, we establish a baseline that includes a range of closed-source models, open-source models, and state-of-the-art methods for training open-source models to solve mathematical problems. The closed-source models include o1-preview (OpenAI, 2024c), GPT-4o (OpenAI, 2024a), PaLM-2 (Anil et al., 2023), Claude 3.5 Sonnet (Anthropic, 2024), and others. The open-source models encompass LLaMA-2 (Touvron et al., 2023), LLaMA-3.1 (Dubey et al., 2024), Qwen2.5 (Team, 2024), Mistral Large 2 (AI, 2024), and others. We also compared our method against three prominent techniques:

- **WizardMath** (Luo et al., 2023): This approach enhances the mathematical reasoning capabilities of LLaMA-2 using a Reinforcement Learning from Evol-Instruct Feedback (RLEIF) method. RLEIF involves three steps: (1) supervised fine-tuning (SFT), (2) training an Instruction Reward Model (IRM) and a Process-supervised Reward Model (PRM), and (3) active Evol-Instruct and reinforcement learning via proximal policy optimization (PPO).
- **MAMmoTH** (Yue et al., 2023): The MAMmoTH models are trained on MathInstruct, a dataset compiled from 13 math datasets that include intermediate rationales. MAMmoTH uses a combination of chain-of-thought (CoT) and program-of-thought (PoT) rationales. While they evaluate models using both approaches, we focus on comparing results where CoT is used for a fairer comparison.
- **MetaMath** (Yu et al., 2024): This approach involves bootstrapping mathematical questions by rewriting them from multiple perspectives, creating a new dataset called MetaMathQA. The LLaMA-2 models are then fine-tuned on MetaMathQA to produce the MetaMath models.

Additionally, we compared our method with several basic fine-tuning approaches:

- **Supervised Fine-Tuning (SFT)**: This method involves fine-tuning the models using the training sets from the original GSM8K or MATH datasets.
- **Rejection Sampling Fine-Tuning (RFT)** (Yuan et al., 2023): This approach generates and collects correct reasoning paths as augmented data for fine-tuning.

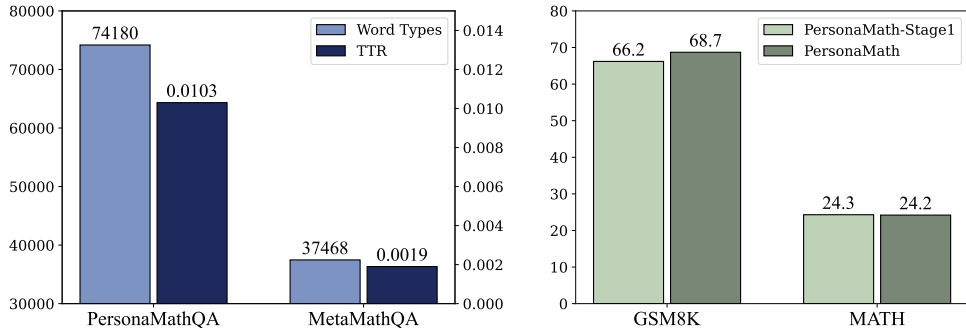


Figure 3: Comparison of Word Types and TTR Figure 4: Figure 4: Results of the ablation study between our PersonaMathQA dataset and Meta-on the impact of Stage 2 data. Despite comprising a small portion of PersonaMathQA, Stage 2 passes MetaMathQA in both metrics, demonstrating its superior diversity and quality. data contributes to a 2.5% improvement in the model’s test accuracy on GSM8K, underscoring its importance and necessity.

4.3 MAIN RESULTS

Our PersonaMathQA dataset consists of 70.3K samples, with its detailed composition shown in Table 2. Table 3 presents the test accuracy of our method compared to a range of baselines on the GSM8K and MATH datasets. The results demonstrate that, compared to the pre-trained models, our trained model’s mathematical problem-solving abilities have significantly improved, surpassing most open-source models of the same size. Additionally, our method outperforms the three baseline approaches, achieving state-of-the-art results. Notably, in the two baselines that also employ data enhancement techniques, the MathInstruct dataset used in MAMmoTH (Yue et al., 2023) contains 260K samples, and the MetaMathQA (Yu et al., 2024) dataset includes 395K samples. Despite our PersonaMathQA dataset having only 70.3K samples—27.0% of MathInstruct and 17.8% of MetaMathQA—our approach yields superior results. This indicates that our dataset is of higher quality, enabling the model to acquire more robust mathematical problem-solving skills with fewer samples. Furthermore, it suggests that expanding the PersonaMathQA dataset using our method could lead to even greater improvements in model performance.

4.4 DISCUSSION ON DATASET DIVERSITY

One notable aspect of our main results is that our method not only surpasses the baseline method MetaMath but also achieves this with a significantly smaller dataset, containing only 17.8% of their samples. To illustrate this, we conducted two experiments to assess the diversity of questions in our dataset compared to the baseline datasets. In the first experiment, we split the questions into individual words, counted the Word Types (the number of unique, non-repeating words), and calculated the Type Token Ratio (TTR), which is the ratio of Word Types to the total number of words, for both our dataset and the MetaMathQA dataset. Higher values for Word Types and TTR indicate greater diversity. Our experimental results, shown in Figure 3, reveal that the PersonaMathQA dataset significantly outperforms MetaMathQA in both Word Types and TTR.

In the second experiment, we calculated the distribution of question lengths across three datasets. The results, shown in Figure 5, where “Original” refers to the sum of MATH and GSM8K datasets, and “Normalized Frequency” refers to the frequency normalized so that the area under the histogram integrates to 1. As depicted in this figure, the question length distributions in the original dataset and MetaMathQA overlap significantly and are concentrated in the range of shorter questions, indicating a lack of uniformity in the distribution. In contrast, our dataset demonstrates a more uniform and broader distribution, featuring a higher proportion of longer questions and covering a wider variety of question lengths. Both experiments demonstrate that our dataset possesses markedly higher diversity. Consequently, our dataset is of superior quality and can achieve better results with fewer samples. The

Model	Params	Base	GSM8K	MATH
<i>closed-source models</i>				
GPT-4 (OpenAI et al., 2024)	-	-	92.0	42.5
GPT-4o (OpenAI, 2024a)	-	-	-	76.6
GPT-4o mini (OpenAI, 2024b)	-	-	-	70.2
o1 (OpenAI, 2024c)	-	-	-	94.8
PaLM-2 (Anil et al., 2023)	540B	-	80.7	34.3
Claude 3.5 Sonnet (Anthropic, 2024)	-	-	96.4	71.1
Gemini 1.5 Pro (Reid et al., 2024)	-	-	90.8	67.7
<i>open-source models (6-9B)</i>				
LLaMA-2-7B (Touvron et al., 2023)	7B	-	14.6	2.5
LLaMA-3.1-8B (Dubey et al., 2024)	8B	-	57.2	20.3
Code-LLaMA (Rozière et al., 2024)	7B	-	25.2	13.0
GLM-4-9B (GLM et al., 2024)	9B	-	84.0	30.4
Qwen2.5-7B (Team, 2024)	7B	-	85.4	49.8
Baichuan 2 (Yang et al., 2023a)	7B	-	24.5	5.6
DeepSeek-V2 (DeepSeek-AI et al., 2024)	16B	-	41.1	17.1
SFT (Touvron et al., 2023)	7B	LLaMA-2-7B	41.6	-
RFT (Yuan et al., 2023)	7B	LLaMA-2-7B	50.3	-
WizardMath (Luo et al., 2023)	7B	LLaMA-2-7B	54.9	10.7
MAmmoTH(CoT) (Yue et al., 2023)	7B	LLaMA-2-7B	50.5	10.4
MetaMath (Yu et al., 2024)	7B	LLaMA-2-7B	66.5	19.8
PersonaMath	7B	LLaMA-2-7B	68.7	24.2
PersonaMath	8B	LLaMA-3.1-8B	76.6	36.6
PersonaMath	7B	Qwen2.5-7B	84.3	56.6
<i>open-source models (more than 10B)</i>				
LLaMA-2-13B (Touvron et al., 2023)	13B	-	28.7	3.9
LLaMA-2-70B (Touvron et al., 2023)	70B	-	56.8	13.5
LLaMA-3.1-70B (Dubey et al., 2024)	70B	-	83.7	41.4
Code-LLaMA (Rozière et al., 2024)	13B	-	36.1	16.4
Qwen2.5-72B (Team, 2024)	72B	-	91.5	62.1
Baichuan 2 (Yang et al., 2023a)	13B	-	52.8	10.1
DeepSeek-V2 (DeepSeek-AI et al., 2024)	236B	-	79.2	43.6
Mistral Large 2 (AI, 2024)	123B	-	93.0	71.5
LLaMA-3.1-405B (Dubey et al., 2024)	405B	-	89.0	53.8
SFT (Touvron et al., 2023)	13B	LLaMA-2-13B	50.0	-
RFT (Yuan et al., 2023)	13B	LLaMA-2-13B	55.4	-
WizardMath (Luo et al., 2023)	13B	LLaMA-2-13B	63.9	14.0
MAmmoTH(CoT) (Yue et al., 2023)	13B	LLaMA-2-13B	56.3	12.9
MetaMath (Yu et al., 2024)	13B	LLaMA-2-13B	72.3	22.4
PersonaMath	13B	LLaMA-2-13B	78.6	28.5

Table 3: Test accuracy on GSM8K and MATH datasets. “PersonaMath” refers to our model. The primary baselines compared include WizardMath, MAmmoTH, and MetaMath. Our models demonstrate higher accuracy compared to the baselines when trained on the same underlying model

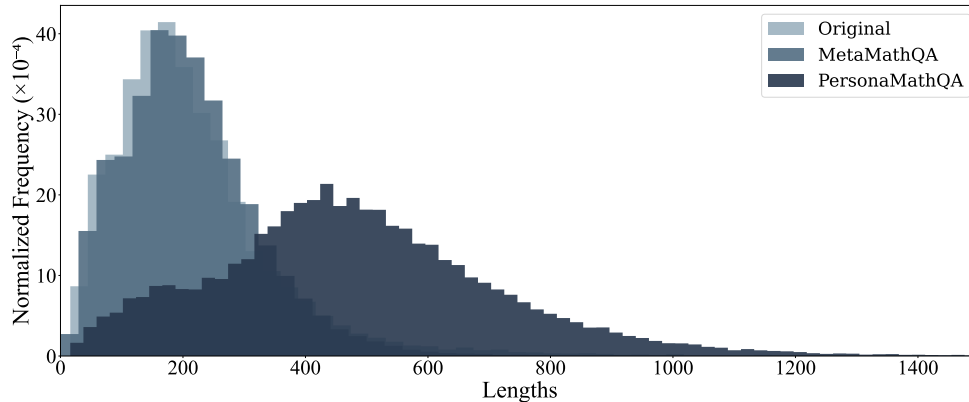


Figure 5: Comparison of the distribution of question lengths between our dataset and the two baseline datasets, where “Original” refers to the sum of the MATH and GSM8K datasets. The result shows that the distribution of question lengths in our dataset is more uniform and broader than in the two baseline datasets, indicating superior diversity.

enhanced diversity of our dataset is attributed to the persona-driven method employed. As illustrated by the example below, even when starting from the same question, incorporating different personas introduces varied contexts for the LLM, leading to diverse and unique rewritten questions.

Example of Question Rewriting

Original problem: Suppose I have 6 shirts, 4 ties, and 3 pairs of pants. If an outfit requires a shirt and pants, and can either have a tie or not have a tie, how many outfits can I make?

Direct rewrite (example from MetaMathQA (Yu et al., 2024)): If I have 6 shirts, 4 ties, and 3 pairs of pants, and each outfit consists of a shirt and pants with the option to include a tie, how many different outfits can I create?

Persona-driven rewrite (Ours):

Persona: An author exploring dystopian futures and the ethical dilemmas presented by transhumanist technologies in their novels

Rephrased problem: In the narrative of a dystopian landscape where fashion serves as both a status symbol and an ethical statement, envision a character equipped with 6 distinct shirts, 4 ties that symbolize various societal allegiances, and 3 pairs of pants that reflect their personal journey. As they prepare for a pivotal encounter, each outfit must consist of a chosen shirt and pants, with the option to either adorn themselves with a tie—denoting conformity and allegiance—or to embrace a more rebellious, tie-less identity. How many unique ensembles can this character assemble, given these constraints?

4.5 ABLATION STUDY: GAINS FROM STAGE 2

As discussed earlier, the data obtained in Stage 2 is highly valuable due to its increased difficulty and the fact that it includes questions that the closed-source LLM could not answer correctly in Stage 1. This challenging nature makes Stage 2 data particularly beneficial for training the model to develop robust step-by-step problem-solving abilities. Despite this, Table 2 shows that Stage 2 data constitutes only 4.8% of the total dataset, which might lead to questions about its impact. To address this, we conducted an ablation experiment using the MATH and GSM8K datasets as case studies. We applied our method to both datasets and compared the performance of two models based on LLaMA-2-7B: one trained on a dataset containing only Stage 1 data, and the other trained on a dataset containing

both Stage 1 and Stage 2 data (i.e., PersonaMathQA). We then compared the performance of these models on the MATH and GSM8K datasets. The results, shown in Figure 4, indicate that while incorporating Stage 2 data does not significantly impact the model’s performance on the MATH dataset, it enhances the model’s test accuracy on GSM8K by 2.5%. These improvements highlight the value of incorporating Stage 2 data, which reuses incorrectly answered questions from Stage 1. Despite the relatively small size of the Stage 2 dataset, it has a substantial impact on model performance. This also validates our approach of treating Stage 2 data separately and applying additional rewrites to enhance their contribution.

5 CONCLUSION

In this paper, we advance the mathematical problem-solving capabilities of open-source LLMs by introducing a two-stage method for dataset augmentation. The first stage, Learning from Persona Diversification, involves generating detailed CoT solutions and implementing a novel persona-driven approach for rewriting questions. The second stage, Learning from Reflection, focuses on incorporating reflection to fully exploit more challenging and valuable questions. By applying this method to the MATH and GSM8K datasets, we developed PersonaMathQA, a high-quality, diverse dataset comprising only 70.3K samples. Despite its smaller size compared to baseline methods, the PersonaMath models trained on PersonaMathQA have achieved state-of-the-art performance on both datasets. Our approach demonstrates the significant potential of persona-driven methods for dataset enhancement and provides valuable insights for future research in this field.

REFERENCES

- Janice Ahn, Rishu Verma, Renze Lou, Di Liu, Rui Zhang, and Wenpeng Yin. Large language models for mathematical reasoning: Progresses and challenges. In Neele Falk, Sara Papi, and Mike Zhang (eds.), *Proceedings of the 18th Conference of the European Chapter of the Association for Computational Linguistics: Student Research Workshop*, pp. 225–237, St. Julian’s, Malta, March 2024. Association for Computational Linguistics. URL <https://aclanthology.org/2024.eacl-srw.17>.
- Mistral AI, 2024. URL <https://mistral.ai/news/mistral-large-2407/>.
- Jisu An, Junseok Lee, and Gahgene Gweon. Does chatgpt comprehend the place value in numbers when solving math word problems? In *Human-AI Math Tutoring@ AIED*, pp. 49–58, 2023.
- Rohan Anil, Andrew M. Dai, Orhan Firat, Melvin Johnson, Dmitry Lepikhin, Alexandre Passos, Siamak Shakeri, Emanuel Taropa, Paige Bailey, Zhifeng Chen, Eric Chu, Jonathan H. Clark, Laurent El Shafey, Yanping Huang, Kathy Meier-Hellstern, Gaurav Mishra, Erica Moreira, Mark Omernick, Kevin Robinson, Sebastian Ruder, Yi Tay, Kefan Xiao, Yuanzhong Xu, Yujing Zhang, Gustavo Hernandez Abrego, Junwhan Ahn, Jacob Austin, Paul Barham, Jan Botha, James Bradbury, Siddhartha Brahma, Kevin Brooks, Michele Catasta, Yong Cheng, Colin Cherry, Christopher A. Choquette-Choo, Aakanksha Chowdhery, Clément Crepey, Shachi Dave, Mostafa Dehghani, Sunipa Dev, Jacob Devlin, Mark Díaz, Nan Du, Ethan Dyer, Vlad Feinberg, Fangxiaoyu Feng, Vlad Fienber, Markus Freitag, Xavier Garcia, Sebastian Gehrmann, Lucas Gonzalez, Guy Gur-Ari, Steven Hand, Hadi Hashemi, Le Hou, Joshua Howland, Andrea Hu, Jeffrey Hui, Jeremy Hurwitz, Michael Isard, Abe Ittycheriah, Matthew Jagielski, Wenhao Jia, Kathleen Kenealy, Maxim Krikun, Sneha Kudugunta, Chang Lan, Katherine Lee, Benjamin Lee, Eric Li, Music Li, Wei Li, YaGuang Li, Jian Li, Hyeontaek Lim, Hanzhao Lin, Zhongtao Liu, Frederick Liu, Marcello Maggioni, Aroma Mahendru, Joshua Maynez, Vedant Misra, Maysam Moussalem, Zachary Nado, John Nham, Eric Ni, Andrew Nystrom, Alicia Parrish, Marie Pellat, Martin Polacek, Alex Polozov, Reiner Pope, Siyuan Qiao, Emily Reif, Bryan Richter, Parker Riley, Alex Castro Ros, Aurko Roy, Brennan Saeta, Rajkumar Samuel, Renee Shelby, Ambrose Slone, Daniel Smilkov, David R. So, Daniel Sohn, Simon Tokumine, Dasha Valter, Vijay Vasudevan, Kiran Vodrahalli, Xuezhi Wang, Pidong Wang, Zirui Wang, Tao Wang, John Wieting, Yuhuai Wu, Kelvin Xu, Yunhan Xu, Linting Xue, Pengcheng Yin, Jiahui Yu, Qiao Zhang, Steven Zheng, Ce Zheng, Weikang Zhou, Denny Zhou, Slav Petrov, and Yonghui Wu. Palm 2 technical report, 2023. URL <https://arxiv.org/abs/2305.10403>.
- Anthropic, 2024. URL https://www-cdn.anthropic.com/fed9cc193a14b84131812372d8d5857f8f304c52/Model_Card_Claude_3_Addendum.pdf.
- Tom Brown, Benjamin Mann, Nick Ryder, Melanie Subbiah, Jared D Kaplan, Prafulla Dhariwal, Arvind Neelakantan, Pranav Shyam, Girish Sastry, Amanda Askell, Sandhini Agarwal, Ariel Herbert-Voss, Gretchen Krueger, Tom Henighan, Rewon Child, Aditya Ramesh, Daniel Ziegler, Jeffrey Wu, Clemens Winter, Chris Hesse, Mark Chen, Eric Sigler, Mateusz Litwin, Scott Gray, Benjamin Chess, Jack Clark, Christopher Berner, Sam McCandlish, Alec Radford, Ilya Sutskever, and Dario Amodei. Language models are few-shot learners. In H. Larochelle, M. Ranzato, R. Hadsell, M.F. Balcan, and H. Lin (eds.), *Advances in Neural Information Processing Systems*, volume 33, pp. 1877–1901. Curran Associates, Inc., 2020. URL https://proceedings.neurips.cc/paper_files/paper/2020/file/1457c0d6bfcb4967418bfb8ac142f64a-Paper.pdf.
- Xin Chan, Xiaoyang Wang, Dian Yu, Haitao Mi, and Dong Yu. Scaling synthetic data creation with 1,000,000,000 personas, 2024. URL <https://arxiv.org/abs/2406.20094>.
- Jiaqi Chen, Tong Li, Jinghui Qin, Pan Lu, Liang Lin, Chongyu Chen, and Xiaodan Liang. UniGeo: Unifying geometry logical reasoning via reformulating mathematical expression. In Yoav Goldberg, Zornitsa Kozareva, and Yue Zhang (eds.), *Proceedings of the 2022 Conference on Empirical Methods in Natural Language Processing*, pp. 3313–3323, Abu Dhabi, United Arab Emirates, December 2022. Association for Computational Linguistics. doi: 10.18653/v1/2022.emnlp-main.218. URL <https://aclanthology.org/2022.emnlp-main.218>.

Mark Chen, Jerry Tworek, Heewoo Jun, Qiming Yuan, Henrique Ponde de Oliveira Pinto, Jared Kaplan, Harri Edwards, Yuri Burda, Nicholas Joseph, Greg Brockman, Alex Ray, Raul Puri, Gretchen Krueger, Michael Petrov, Heidy Khlaaf, Girish Sastry, Pamela Mishkin, Brooke Chan, Scott Gray, Nick Ryder, Mikhail Pavlov, Alethea Power, Lukasz Kaiser, Mohammad Bavarian, Clemens Winter, Philippe Tillet, Felipe Petroski Such, Dave Cummings, Matthias Plappert, Fotios Chantzis, Elizabeth Barnes, Ariel Herbert-Voss, William Hebgen Guss, Alex Nichol, Alex Paino, Nikolas Tezak, Jie Tang, Igor Babuschkin, Suchir Balaji, Shantanu Jain, William Saunders, Christopher Hesse, Andrew N. Carr, Jan Leike, Josh Achiam, Vedant Misra, Evan Morikawa, Alec Radford, Matthew Knight, Miles Brundage, Mira Murati, Katie Mayer, Peter Welinder, Bob McGrew, Dario Amodei, Sam McCandlish, Ilya Sutskever, and Wojciech Zaremba. Evaluating large language models trained on code, 2021. URL <https://arxiv.org/abs/2107.03374>.

Karl Cobbe, Vineet Kosaraju, Mohammad Bavarian, Mark Chen, Heewoo Jun, Lukasz Kaiser, Matthias Plappert, Jerry Tworek, Jacob Hilton, Reiichiro Nakano, Christopher Hesse, and John Schulman. Training verifiers to solve math word problems, 2021. URL <https://arxiv.org/abs/2110.14168>.

DeepSeek-AI, Aixin Liu, Bei Feng, Bin Wang, Bingxuan Wang, Bo Liu, Chenggang Zhao, Chengqi Deng, Chong Ruan, Damai Dai, Daya Guo, Dejian Yang, Deli Chen, Dongjie Ji, Erhang Li, Fangyun Lin, Fuli Luo, Guangbo Hao, Guanting Chen, Guowei Li, H. Zhang, Hanwei Xu, Hao Yang, Haowei Zhang, Honghui Ding, Huajian Xin, Huazuo Gao, Hui Li, Hui Qu, J. L. Cai, Jian Liang, Jianzhong Guo, Jiaqi Ni, Jiashi Li, Jin Chen, Jingyang Yuan, Junjie Qiu, Junxiao Song, Kai Dong, Kaige Gao, Kang Guan, Lean Wang, Lecong Zhang, Lei Xu, Leyi Xia, Liang Zhao, Liyue Zhang, Meng Li, Miaojun Wang, Mingchuan Zhang, Minghua Zhang, Minghui Tang, Mingming Li, Ning Tian, Panpan Huang, Peiyi Wang, Peng Zhang, Qihao Zhu, Qinyu Chen, Qiusi Du, R. J. Chen, R. L. Jin, Ruiqi Ge, Ruizhe Pan, Runxin Xu, Ruyi Chen, S. S. Li, Shanghao Lu, Shangyan Zhou, Shanhuang Chen, Shaoqing Wu, Shengfeng Ye, Shirong Ma, Shiyu Wang, Shuang Zhou, Shuiping Yu, Shunfeng Zhou, Size Zheng, T. Wang, Tian Pei, Tian Yuan, Tianyu Sun, W. L. Xiao, Wangding Zeng, Wei An, Wen Liu, Wenfeng Liang, Wenjun Gao, Wentao Zhang, X. Q. Li, Xiangyue Jin, Xianzu Wang, Xiao Bi, Xiaodong Liu, Xiaohan Wang, Xiaojin Shen, Xiaokang Chen, Xiaosha Chen, Xiaotao Nie, Xiaowen Sun, Xiaoxiang Wang, Xin Liu, Xin Xie, Xingkai Yu, Xinnan Song, Xinyi Zhou, Xinyu Yang, Xuan Lu, Xuecheng Su, Y. Wu, Y. K. Li, Y. X. Wei, Y. X. Zhu, Yanhong Xu, Yanping Huang, Yao Li, Yao Zhao, Yaofeng Sun, Yaohui Li, Yaohui Wang, Yi Zheng, Yichao Zhang, Yiliang Xiong, Yilong Zhao, Ying He, Ying Tang, Yishi Piao, Yixin Dong, Yixuan Tan, Yiyuan Liu, Yongji Wang, Yongqiang Guo, Yuchen Zhu, Yudian Wang, Yuheng Zou, Yukun Zha, Yunxian Ma, Yuting Yan, Yuxiang You, Yuxuan Liu, Z. Z. Ren, Zehui Ren, Zhangli Sha, Zhe Fu, Zhen Huang, Zhen Zhang, Zhenda Xie, Zhewen Hao, Zhihong Shao, Zhiniu Wen, Zhipeng Xu, Zhongyu Zhang, Zhuoshu Li, Zihan Wang, Zihui Gu, Zilin Li, and Ziwei Xie. Deepseek-v2: A strong, economical, and efficient mixture-of-experts language model, 2024. URL <https://arxiv.org/abs/2405.04434>.

Yihong Dong, Xue Jiang, Zhi Jin, and Ge Li. Self-collaboration code generation via chatgpt, 2024. URL <https://arxiv.org/abs/2304.07590>.

Abhimanyu Dubey, Abhinav Jauhri, Abhinav Pandey, Abhishek Kadian, Ahmad Al-Dahle, Aiesha Letman, Akhil Mathur, Alan Schelten, Amy Yang, Angela Fan, et al. The llama 3 herd of models. *arXiv preprint arXiv:2407.21783*, 2024.

Team GLM, Aohan Zeng, Bin Xu, Bowen Wang, Chenhui Zhang, Da Yin, Diego Rojas, Guanyu Feng, Hanlin Zhao, Hanyu Lai, Hao Yu, Hongning Wang, Jiadao Sun, Jiajie Zhang, Jiale Cheng, Jiayi Gui, Jie Tang, Jing Zhang, Juanzi Li, Lei Zhao, Lindong Wu, Lucien Zhong, Mingdao Liu, Minlie Huang, Peng Zhang, Qinkai Zheng, Rui Lu, Shuaiqi Duan, Shudan Zhang, Shulin Cao, Shuxun Yang, Weng Lam Tam, Wenyi Zhao, Xiao Liu, Xiao Xia, Xiaohan Zhang, Xiaotao Gu, Xin Lv, Xinghan Liu, Xinyi Liu, Xinyue Yang, Xixuan Song, Xunkai Zhang, Yifan An, Yifan Xu, Yilin Niu, Yuantaoyang, Yueyan Li, Yushi Bai, Yuxiao Dong, Zehan Qi, Zhaoyu Wang, Zhen Yang, Zhengxiao Du, Zhenyu Hou, and Zihan Wang. Chatglm: A family of large language models from glm-130b to glm-4 all tools, 2024.

Joy He-Yueya, Gabriel Poesia, Rose E. Wang, and Noah D. Goodman. Solving math word problems by combining language models with symbolic solvers, 2023. URL <https://arxiv.org/abs/2304.09102>.

- Dan Hendrycks, Collin Burns, Saurav Kadavath, Akul Arora, Steven Basart, Eric Tang, Dawn Song, and Jacob Steinhardt. Measuring mathematical problem solving with the math dataset, 2021. URL <https://arxiv.org/abs/2103.03874>.
- Shima Imani, Liang Du, and Harsh Shrivastava. Mathprompter: Mathematical reasoning using large language models, 2023. URL <https://arxiv.org/abs/2303.05398>.
- Aitor Lewkowycz, Anders Andreassen, David Dohan, Ethan Dyer, Henryk Michalewski, Vinay Ramasesh, Ambrose Slone, Cem Anil, Imanol Schlag, Theo Gutman-Solo, Yuhuai Wu, Behnam Neyshabur, Guy Gur-Ari, and Vedant Misra. Solving quantitative reasoning problems with language models, 2022. URL <https://arxiv.org/abs/2206.14858>.
- Raymond Li, Loubna Ben Allal, Yangtian Zi, Niklas Muennighoff, Denis Kocetkov, Chenghao Mou, Marc Marone, Christopher Akiki, Jia Li, Jenny Chim, Qian Liu, Evgenii Zheltonozhskii, Terry Yue Zhuo, Thomas Wang, Olivier Dehaene, Mishig Davaadorj, Joel Lamy-Poirier, João Monteiro, Oleh Shliazhko, Nicolas Gontier, Nicholas Meade, Armel Zebaze, Ming-Ho Yee, Logesh Kumar Umapathi, Jian Zhu, Benjamin Lipkin, Muhtasham Oblokulov, Zhiruo Wang, Rudra Murthy, Jason Stillerman, Siva Sankalp Patel, Dmitry Abulkhanov, Marco Zocca, Manan Dey, Zhihan Zhang, Nour Fahmy, Urvashi Bhattacharyya, Wenhao Yu, Swayam Singh, Sasha Luccioni, Paulo Villegas, Maxim Kunakov, Fedor Zhdanov, Manuel Romero, Tony Lee, Nadav Timor, Jennifer Ding, Claire Schlesinger, Hailey Schoelkopf, Jan Ebert, Tri Dao, Mayank Mishra, Alex Gu, Jennifer Robinson, Carolyn Jane Anderson, Brendan Dolan-Gavitt, Danish Contractor, Siva Reddy, Daniel Fried, Dzmitry Bahdanau, Yacine Jernite, Carlos Muñoz Ferrandis, Sean Hughes, Thomas Wolf, Arjun Guha, Leandro von Werra, and Harm de Vries. Starcoder: may the source be with you!, 2023a. URL <https://arxiv.org/abs/2305.06161>.
- Yifei Li, Zeqi Lin, Shizhuo Zhang, Qiang Fu, Bei Chen, Jian-Guang Lou, and Weizhu Chen. Making language models better reasoners with step-aware verifier. In Anna Rogers, Jordan Boyd-Graber, and Naoaki Okazaki (eds.), *Proceedings of the 61st Annual Meeting of the Association for Computational Linguistics (Volume 1: Long Papers)*, pp. 5315–5333, Toronto, Canada, July 2023b. Association for Computational Linguistics. doi: 10.18653/v1/2023.acl-long.291. URL <https://aclanthology.org/2023.acl-long.291>.
- Wang Ling, Dani Yogatama, Chris Dyer, and Phil Blunsom. Program induction by rationale generation: Learning to solve and explain algebraic word problems. In Regina Barzilay and Min-Yen Kan (eds.), *Proceedings of the 55th Annual Meeting of the Association for Computational Linguistics (Volume 1: Long Papers)*, pp. 158–167, Vancouver, Canada, July 2017. Association for Computational Linguistics. doi: 10.18653/v1/P17-1015. URL <https://aclanthology.org/P17-1015>.
- Haipeng Luo, Qingfeng Sun, Can Xu, Pu Zhao, Jianguang Lou, Chongyang Tao, Xiubo Geng, Qingwei Lin, Shifeng Chen, and Dongmei Zhang. Wizardmath: Empowering mathematical reasoning for large language models via reinforced evol-instruct, 2023. URL <https://arxiv.org/abs/2308.09583>.
- Swaroop Mishra, Matthew Finlayson, Pan Lu, Leonard Tang, Sean Welleck, Chitta Baral, Tanmay Rajpurohit, Oyvind Tafjord, Ashish Sabharwal, Peter Clark, and Ashwin Kalyan. LILA: A unified benchmark for mathematical reasoning. In Yoav Goldberg, Zornitsa Kozareva, and Yue Zhang (eds.), *Proceedings of the 2022 Conference on Empirical Methods in Natural Language Processing*, pp. 5807–5832, Abu Dhabi, United Arab Emirates, December 2022. Association for Computational Linguistics. doi: 10.18653/v1/2022.emnlp-main.392. URL <https://aclanthology.org/2022.emnlp-main.392>.
- Maxwell Nye, Anders Johan Andreassen, Guy Gur-Ari, Henryk Michalewski, Jacob Austin, David Bieber, David Dohan, Aitor Lewkowycz, Maarten Bosma, David Luan, Charles Sutton, and Augustus Odena. Show your work: Scratchpads for intermediate computation with language models, 2021. URL <https://arxiv.org/abs/2112.00114>.
- OpenAI, 2024a. URL <https://openai.com/index/hello-gpt-4o>.
- OpenAI, 2024b. URL <https://openai.com/index/gpt-4o-mini-advancing-cost-efficient-intelligence>.

OpenAI, 2024c. URL <https://openai.com/index/learning-to-reason-with-llms/>.

OpenAI, Josh Achiam, Steven Adler, Sandhini Agarwal, Lama Ahmad, Ilge Akkaya, Florencia Leoni Aleman, Diogo Almeida, Janko Altenschmidt, Sam Altman, Shyamal Anadkat, Red Avila, Igor Babuschkin, Suchir Balaji, Valerie Balcom, Paul Baltescu, Haiming Bao, Mohammad Bavarian, Jeff Belgum, Irwan Bello, Jake Berdine, Gabriel Bernadett-Shapiro, Christopher Berner, Lenny Bogdonoff, Oleg Boiko, Madelaine Boyd, Anna-Luisa Brakman, Greg Brockman, Tim Brooks, Miles Brundage, Kevin Button, Trevor Cai, Rosie Campbell, Andrew Cann, Brittany Carey, Chelsea Carlson, Rory Carmichael, Brooke Chan, Che Chang, Fotis Chantzis, Derek Chen, Sully Chen, Ruby Chen, Jason Chen, Mark Chen, Ben Chess, Chester Cho, Casey Chu, Hyung Won Chung, Dave Cummings, Jeremiah Currier, Yunxing Dai, Cory Decareaux, Thomas Degry, Noah Deutsch, Damien Deville, Arka Dhar, David Dohan, Steve Dowling, Sheila Dunning, Adrien Ecoffet, Atty Eleti, Tyna Eloundou, David Farhi, Liam Fedus, Niko Felix, Simón Posada Fishman, Juston Forte, Isabella Fulford, Leo Gao, Elie Georges, Christian Gibson, Vik Goel, Tarun Gogineni, Gabriel Goh, Rapha Gontijo-Lopes, Jonathan Gordon, Morgan Grafstein, Scott Gray, Ryan Greene, Joshua Gross, Shixiang Shane Gu, Yufei Guo, Chris Hallacy, Jesse Han, Jeff Harris, Yuchen He, Mike Heaton, Johannes Heidecke, Chris Hesse, Alan Hickey, Wade Hickey, Peter Hoeschele, Brandon Houghton, Kenny Hsu, Shengli Hu, Xin Hu, Joost Huizinga, Shantanu Jain, Shawn Jain, Joanne Jang, Angela Jiang, Roger Jiang, Haozhun Jin, Denny Jin, Shino Jomoto, Billie Jonn, Heewoo Jun, Tomer Kaftan, Łukasz Kaiser, Ali Kamali, Ingmar Kanitscheider, Nitish Shirish Keskar, Tabarak Khan, Logan Kilpatrick, Jong Wook Kim, Christina Kim, Yongjik Kim, Jan Hendrik Kirchner, Jamie Kiros, Matt Knight, Daniel Kokotajlo, Łukasz Kondraciuk, Andrew Kondrich, Aris Konstantinidis, Kyle Kosic, Gretchen Krueger, Vishal Kuo, Michael Lampe, Ikai Lan, Teddy Lee, Jan Leike, Jade Leung, Daniel Levy, Chak Ming Li, Rachel Lim, Molly Lin, Stephanie Lin, Mateusz Litwin, Theresa Lopez, Ryan Lowe, Patricia Lue, Anna Makanju, Kim Malfacini, Sam Manning, Todor Markov, Yaniv Markovski, Bianca Martin, Katie Mayer, Andrew Mayne, Bob McGrew, Scott Mayer McKinney, Christine McLeavey, Paul McMillan, Jake McNeil, David Medina, Aalok Mehta, Jacob Menick, Luke Metz, Andrey Mishchenko, Pamela Mishkin, Vinnie Monaco, Evan Morikawa, Daniel Mossing, Tong Mu, Mira Murati, Oleg Murk, David Mély, Ashvin Nair, Reiichiro Nakano, Rajeev Nayak, Arvind Neelakantan, Richard Ngo, Hyeonwoo Noh, Long Ouyang, Cullen O’Keefe, Jakub Pachocki, Alex Paino, Joe Palermo, Ashley Pantuliano, Giambattista Parascandolo, Joel Parish, Emy Parparita, Alex Passos, Mikhail Pavlov, Andrew Peng, Adam Perelman, Filipe de Avila Belbute Peres, Michael Petrov, Henrique Ponde de Oliveira Pinto, Michael, Pokorny, Michelle Pokrass, Vitchyr H. Pong, Tolly Powell, Alethea Power, Boris Power, Elizabeth Proehl, Raul Puri, Alec Radford, Jack Rae, Aditya Ramesh, Cameron Raymond, Francis Real, Kendra Rimbach, Carl Ross, Bob Rotsted, Henri Roussez, Nick Ryder, Mario Saltarelli, Ted Sanders, Shibani Santurkar, Girish Sastry, Heather Schmidt, David Schnurr, John Schulman, Daniel Selsam, Kyla Sheppard, Toki Sherbakov, Jessica Shieh, Sarah Shoker, Pranav Shyam, Szymon Sidor, Eric Sigler, Maddie Simens, Jordan Sitkin, Katarina Slama, Ian Sohl, Benjamin Sokolowsky, Yang Song, Natalie Staudacher, Felipe Petroski Such, Natalie Summers, Ilya Sutskever, Jie Tang, Nikolas Tezak, Madeleine B. Thompson, Phil Tillet, Amin Tootoonchian, Elizabeth Tseng, Preston Tuggle, Nick Turley, Jerry Tworek, Juan Felipe Cerón Uribe, Andrea Vallone, Arun Vijayvergiya, Chelsea Voss, Carroll Wainwright, Justin Jay Wang, Alvin Wang, Ben Wang, Jonathan Ward, Jason Wei, CJ Weinmann, Akila Welihinda, Peter Welinder, Jiayi Weng, Lilian Weng, Matt Wiethoff, Dave Willner, Clemens Winter, Samuel Wolrich, Hannah Wong, Lauren Workman, Sherwin Wu, Jeff Wu, Michael Wu, Kai Xiao, Tao Xu, Sarah Yoo, Kevin Yu, Qiming Yuan, Wojciech Zaremba, Rowan Zellers, Chong Zhang, Marvin Zhang, Shengjia Zhao, Tianhao Zheng, Juntang Zhuang, William Zhuk, and Barret Zoph. Gpt-4 technical report, 2024. URL <https://arxiv.org/abs/2303.08774>.

Long Ouyang, Jeff Wu, Xu Jiang, Diogo Almeida, Carroll L. Wainwright, Pamela Mishkin, Chong Zhang, Sandhini Agarwal, Katarina Slama, Alex Ray, John Schulman, Jacob Hilton, Fraser Kelton, Luke Miller, Maddie Simens, Amanda Askell, Peter Welinder, Paul Christiano, Jan Leike, and Ryan Lowe. Training language models to follow instructions with human feedback, 2022. URL <https://arxiv.org/abs/2203.02155>.

Chen Qian, Wei Liu, Hongzhang Liu, Nuo Chen, Yufan Dang, Jiahao Li, Cheng Yang, Weize Chen, Yusheng Su, Xin Cong, Juyuan Xu, Dahai Li, Zhiyuan Liu, and Maosong Sun. Chatdev:

- Communicative agents for software development, 2024. URL <https://arxiv.org/abs/2307.07924>.
- Syed Rifat Raiyan, Md Nafis Faiyaz, Shah Md. Jawad Kabir, Mohsinul Kabir, Hasan Mahmud, and Md Kamrul Hasan. Math word problem solving by generating linguistic variants of problem statements. In Vishakh Padmakumar, Gisela Vallejo, and Yao Fu (eds.), *Proceedings of the 61st Annual Meeting of the Association for Computational Linguistics (Volume 4: Student Research Workshop)*, pp. 362–378, Toronto, Canada, July 2023. Association for Computational Linguistics. doi: 10.18653/v1/2023.acl-srw.49. URL <https://aclanthology.org/2023.acl-srw.49>.
- Samyam Rajbhandari, Jeff Rasley, Olatunji Ruwase, and Yuxiong He. Zero: Memory optimizations toward training trillion parameter models, 2020. URL <https://arxiv.org/abs/1910.02054>.
- Machel Reid, Nikolay Savinov, Denis Teplyashin, Dmitry Lepikhin, Timothy Lillicrap, Jean-baptiste Alayrac, Radu Soricut, Angeliki Lazaridou, Orhan Firat, Julian Schrittwieser, et al. Gemini 1.5: Unlocking multimodal understanding across millions of tokens of context. *arXiv preprint arXiv:2403.05530*, 2024.
- Baptiste Rozière, Jonas Gehring, Fabian Gloeckle, Sten Sootla, Itai Gat, Xiaoqing Ellen Tan, Yossi Adi, Jingyu Liu, Romain Sauvestre, Tal Remez, Jérémy Rapin, Artyom Kozhevnikov, Ivan Evtimov, Joanna Bitton, Manish Bhatt, Cristian Canton Ferrer, Aaron Grattafiori, Wenhan Xiong, Alexandre Défossez, Jade Copet, Faisal Azhar, Hugo Touvron, Louis Martin, Nicolas Usunier, Thomas Scialom, and Gabriel Synnaeve. Code llama: Open foundation models for code, 2024. URL <https://arxiv.org/abs/2308.12950>.
- Noah Shinn, Federico Cassano, Edward Berman, Ashwin Gopinath, Karthik Narasimhan, and Shunyu Yao. Reflexion: Language agents with verbal reinforcement learning, 2023. URL <https://arxiv.org/abs/2303.11366>.
- Xiangru Tang, Anni Zou, Zhuosheng Zhang, Ziming Li, Yilun Zhao, Xingyao Zhang, Arman Cohan, and Mark Gerstein. MedAgents: Large language models as collaborators for zero-shot medical reasoning. In Lun-Wei Ku, Andre Martins, and Vivek Srikumar (eds.), *Findings of the Association for Computational Linguistics ACL 2024*, pp. 599–621, Bangkok, Thailand and virtual meeting, August 2024. Association for Computational Linguistics. URL <https://aclanthology.org/2024.findings-acl.33>.
- Rohan Taori, Ishaan Gulrajani, Tianyi Zhang, Yann Dubois, Xuechen Li, Carlos Guestrin, Percy Liang, and Tatsunori B. Hashimoto. Stanford alpaca: An instruction-following llama model. https://github.com/tatsu-lab/stanford_alpaca, 2023.
- Qwen Team. Qwen2.5: A party of foundation models, September 2024. URL <https://qwenlm.github.io/blog/qwen2.5/>.
- Hugo Touvron, Louis Martin, Kevin Stone, Peter Albert, Amjad Almahairi, Yasmine Babaei, Nikolay Bashlykov, Soumya Batra, Prajjwal Bhargava, Shruti Bhosale, et al. Llama 2: Open foundation and fine-tuned chat models. *arXiv preprint arXiv:2307.09288*, 2023.
- Guanzhi Wang, Yuqi Xie, Yunfan Jiang, Ajay Mandlikar, Chaowei Xiao, Yuke Zhu, Linxi Fan, and Anima Anandkumar. Voyager: An open-ended embodied agent with large language models, 2023. URL <https://arxiv.org/abs/2305.16291>.
- Jason Wei, Xuezhi Wang, Dale Schuurmans, Maarten Bosma, Brian Ichter, Fei Xia, Ed Chi, Quoc Le, and Denny Zhou. Chain-of-thought prompting elicits reasoning in large language models, 2023. URL <https://arxiv.org/abs/2201.11903>.
- Yiran Wu, Feiran Jia, Shaokun Zhang, Hangyu Li, Erkang Zhu, Yue Wang, Yin Tat Lee, Richard Peng, Qingyun Wu, and Chi Wang. Mathchat: Converse to tackle challenging math problems with llm agents, 2024. URL <https://arxiv.org/abs/2306.01337>.
- Ryutaro Yamauchi, Sho Sonoda, Akiyoshi Sannai, and Wataru Kumagai. Lpml: Llm-prompting markup language for mathematical reasoning, 2023. URL <https://arxiv.org/abs/2309.13078>.

Aiyuan Yang, Bin Xiao, Bingning Wang, Borong Zhang, Ce Bian, Chao Yin, Chenxu Lv, Da Pan, Dian Wang, Dong Yan, Fan Yang, Fei Deng, Feng Wang, Feng Liu, Guangwei Ai, Guosheng Dong, Haizhou Zhao, Hang Xu, Haoze Sun, Hongda Zhang, Hui Liu, Jiaming Ji, Jian Xie, JunTao Dai, Kun Fang, Lei Su, Liang Song, Lifeng Liu, Liyun Ru, Luyao Ma, Mang Wang, Mickel Liu, MingAn Lin, Nuolan Nie, Peidong Guo, Ruiyang Sun, Tao Zhang, Tianpeng Li, Tianyu Li, Wei Cheng, Weipeng Chen, Xiangrong Zeng, Xiaochuan Wang, Xiaoxi Chen, Xin Men, Xin Yu, Xuehai Pan, Yanjun Shen, Yiding Wang, Yiyu Li, Youxin Jiang, Yuchen Gao, Yupeng Zhang, Zenan Zhou, and Zhiying Wu. Baichuan 2: Open large-scale language models, 2023a. URL <https://arxiv.org/abs/2309.10305>.

Zhen Yang, Ming Ding, Qingsong Lv, Zhihuan Jiang, Zehai He, Yuyi Guo, Jinfeng Bai, and Jie Tang. Gpt can solve mathematical problems without a calculator, 2023b. URL <https://arxiv.org/abs/2309.03241>.

Jie Yao, Zihao Zhou, and Qiufeng Wang. Solving math word problem with problem type classification, 2023. URL <https://arxiv.org/abs/2308.13844>.

Longhui Yu, Weisen Jiang, Han Shi, Jincheng Yu, Zhengying Liu, Yu Zhang, James T. Kwok, Zhenguo Li, Adrian Weller, and Weiyang Liu. Metamath: Bootstrap your own mathematical questions for large language models, 2024. URL <https://arxiv.org/abs/2309.12284>.

Zheng Yuan, Hongyi Yuan, Chengpeng Li, Guanting Dong, Keming Lu, Chuanqi Tan, Chang Zhou, and Jingren Zhou. Scaling relationship on learning mathematical reasoning with large language models, 2023. URL <https://arxiv.org/abs/2308.01825>.

Xiang Yue, Xingwei Qu, Ge Zhang, Yao Fu, Wenhao Huang, Huan Sun, Yu Su, and Wenhao Chen. Mammoth: Building math generalist models through hybrid instruction tuning, 2023. URL <https://arxiv.org/abs/2309.05653>.

Dan Zhang, Ziniu Hu, Sining Zhoubian, Zhengxiao Du, Kaiyu Yang, Zihan Wang, Yisong Yue, Yuxiao Dong, and Jie Tang. Sciglm: Training scientific language models with self-reflective instruction annotation and tuning, 2024. URL <https://arxiv.org/abs/2401.07950>.

Mengxue Zhang, Zichao Wang, Zhichao Yang, Weiqi Feng, and Andrew Lan. Interpretable math word problem solution generation via step-by-step planning, 2023. URL <https://arxiv.org/abs/2306.00784>.

Appendix

A EXPERIMENTAL DETAILS

Training Details. For the entire training process, we use the AdamW optimizer with 3 epochs, leveraging 4 NVIDIA A800 80GB PCIe GPUs. The learning rate is set to $2e-5$ with a 3% learning rate warmup. We employed DeepSpeed for training, applying the ZeRO-2 stage for LLaMA-2-7B, LLaMA-3.1-8B, and Qwen2.5-7B, while utilizing the ZeRO-3 stage for LLaMA-2-13B to optimize cost and efficiency. For ZeRO-2, we set gradient accumulation steps to 4 with a per-device training batch size of 1, and for ZeRO-3, we set gradient accumulation steps to 16 with a per-device training batch size of 2 to accelerate the training process. The max model lengths are set to 4096 for LLaMA-2-7B and LLaMA-3.1-8B, while for LLaMA-2-13B, we set it to 2048 for training efficiency. For Qwen2.5-7B, the max model length is also set to 2048 due to its maximum supported length. For more details, please refer to our released code.

Answer Extraction. It's worth noting that when we prompt the closed-source LLM to generate the CoT solutions, we always include "*present the final answer enclosed in `\boxed{}`*" at the end of the prompt. As a result, the answer will always be enclosed in a "`\boxed{}`", allowing us to simply extract the content within the "`\boxed{}`" as the answer.

B ADDITIONAL CASE STUDIES

Examples of complete responses from our LLM reflection framework

Example from MATH:

Problem: If a and b are positive integers for which $ab - 3a + 4b = 137$, what is the minimal possible value of $|a - b|$?

Incorrect Response: We begin with the equation given in the problem: $ab - 3a + 4b = 137$. To analyze this equation, we can rearrange it to facilitate factoring: $ab - 3a + 4b - 137 = 0$. Next, we can rewrite the equation in a more manageable form, isolating ab : $ab = 3a - 4b + 137$. Rearranging presents: $ab - 4b = 3a + 137$, $b(a - 4) = 3a + 137$. From this, we can solve for b : $b = \frac{3a+137}{a-4}$. To ensure b is an integer, the term $3a + 137$ must be divisible by $a - 4$. We set up the condition for divisibility. To do this, we first simplify with polynomial long division (or by applying the remainder theorem). We can divide $3a + 137$ by $a - 4$: 1. The leading term calculates as 3. 2. Multiply $3(a - 4)$: $3a - 12$. 3. Subtract from the original expression: $(3a + 137) - (3a - 12) = 137 + 12 = 149$. Thus, we can express this division as: $3a + 137 = 3(a - 4) + 149$. This indicates that the remainder, when dividing by $a - 4$, is 149. Therefore, for b to be an integer, 149 must be divisible by $a - 4$. This leads us to find the positive divisors of 149. The divisors of 149 (which is a prime number) are: 1 and 149. Now we analyze each case:### Case 1: $a - 4 = 1$ $a = 5$. Substituting into our equation for b : $b = \frac{3(5)+137}{5-4} = \frac{15+137}{1} = 152$. Here, $a = 5$ and $b = 152$. We compute $|a - b|$: $|5 - 152| = 147$. ### Case 2: $a - 4 = 149$ $a = 153$. Substituting into the equation for b : $b = \frac{3(153)+137}{153-4} = \frac{459+137}{149} = \frac{596}{149} = 4$. In this case, $a = 153$ and $b = 4$. Now compute $|a - b|$: $|153 - 4| = 149$. Among the computed values of $|a - b|$, we have: - From case 1: 147. - From case 2: 149. The minimal value of $|a - b|$ is therefore: $\min(147, 149) = 147$. Finally, we write our answer in the required boxed format: $\boxed{147}$

Complete Response:### Review of Incorrect Explanation: The incorrect explanation makes several errors in the calculations and assumptions: 1. **Divisor Calculation**: It correctly identifies that $3a + 137$ must be divisible by $a + 4$ but fails to correctly analyze how to handle the conditions when $a + 4$ equals the divisors of 125. The calculations for certain cases are also incorrect. 2. **Case Evaluations**: In Case 3 and Case 4, the evaluations of b based on the respective values of a are incorrect. The values of b derived from these calculations do not satisfy the original equation. 3. **Final Comparison**: The final step incorrectly states the minimum without correctly evaluating all possible valid cases. ### Corrected Explanation: To solve the equation $ab - 3a + 4b = 137$ for positive integers a and b , we will follow these steps: 1. **Rearranging the Equation**: Start with the equation: $ab - 3a + 4b = 137$. Rearranging it gives: $ab + 4b - 3a = 137$. 2. **Isolating b** : We can express b in terms of a : $b(a + 4) = 3a + 137$ Thus: $b = \frac{3a+137}{a+4}$ For b to be an integer, $3a + 137$ must be divisible by $a + 4$. 3. **Finding Conditions for Divisibility**: We perform polynomial long division of $3a + 137$ by $a + 4$: - The leading term is 3. - Multiply $3(a + 4) = 3a + 12$. - Subtract: $(3a + 137) - (3a + 12) = 125$ Hence: $3a + 137 = 3(a + 4) + 125$ This shows $a + 4$ must be a divisor of 125. 4. **Finding Divisors of 125**: The positive divisors of 125 are 1, 5, 25, 125. We will set $a + 4$ equal to each divisor and solve for a and b : - **Case 1**: $a + 4 = 1 \Rightarrow a = -3$ (not valid) - **Case 2**: $a + 4 = 5 \Rightarrow a = 1$ $b = \frac{3(1)+137}{1+4} = \frac{3+137}{5} = \frac{140}{5} = 28$ $|1 - 28| = 27$ - **Case 3**: $a + 4 = 25 \Rightarrow a = 21$ $b = \frac{3(21)+137}{21+4} = \frac{63+137}{25} = \frac{200}{25} = 8$ $|21 - 8| = 13$ - **Case 4**: $a + 4 = 125 \Rightarrow a = 121$ $b = \frac{3(121)+137}{121+4} = \frac{363+137}{125} = \frac{500}{125} = 4$ $|121 - 4| = 117$. 5. **Finding the Minimum**: Now we have the values of $|a - b|$ from the valid cases: - From Case 2: 27 - From Case 3: 13 - From Case 4: 117 The minimum value of $|a - b|$ is: $\min(27, 13, 117) = 13$. Thus, the minimal possible value of $|a - b|$ is $\boxed{13}$.

Examples of complete responses from our LLM reflection framework

Example from GSM8K:

Problem: James creates a media empire. He creates a movie for 2000. Each DVD cost 6 to make. He sells it for 2.5 times that much. He sells 500 movies a day for 5 days a week. How much profit does he make in 20 weeks?

Incorrect Response: To solve the problem step-by-step, let's break down the costs, revenues, and profits associated with James's media empire. ### Step 1: Calculate the cost of producing one DVD. The cost to create one DVD is given as \$6. ### Step 2: Calculate the selling price of one DVD. James sells each DVD for 2.5 times the cost to make it. We calculate this as follows: Selling Price = 2.5 × Cost, Selling Price = 2.5 × 6 = 15. ### Step 3: Calculate the profit for one DVD. To find the profit for each DVD sold, we subtract the cost from the selling price: Profit per DVD = Selling Price – Cost, Profit per DVD = 15 – 6 = 9. ### Step 4: Calculate the total number of DVDs sold in one week. James sells 500 DVDs a day for 5 days a week. Thus, the total number of DVDs sold in one week is: Total DVDs sold in a week = DVDs sold per day × Number of days, Total DVDs sold in a week = 500 × 5 = 2500. ### Step 5: Calculate the total profit in one week. Now, we can calculate the total profit for one week by multiplying the profit per DVD by the total number of DVDs sold in a week: Total Profit per week = Profit per DVD × Total DVDs sold in a week, Total Profit per week = 9 × 2500 = 22500. ### Step 6: Calculate the total profit in 20 weeks. To find the total profit in 20 weeks, we multiply the weekly profit by 20: Total Profit in 20 weeks = Total Profit per week × 20, Total Profit in 20 weeks = 22500 × 20 = 450000. ### Final Answer The total profit James makes in 20 weeks is: 450000

Complete Response:### Review of Incorrect Explanation: 1. **Initial Setup**: The explanation begins correctly by identifying the cost of producing one DVD as \$6, but it misses the initial cost of creating the movie, which is \$2000. This cost should be considered in the overall profit calculation. 2. **Profit Calculation**: The profit per DVD calculation is accurate, yielding a profit of \$9 per DVD. However, the explanation neglects to take into account the one-time cost of creating the movie when calculating total profit over 20 weeks. 3. **Weekly Sales Calculations**: The calculations for the total number of DVDs sold in one week are accurate, resulting in 2500 DVDs sold. However, the total profit calculation for a week does not account for the initial movie production cost, leading to an inflated total profit over the 20 weeks. 4. **Final Calculation**: The final profit calculation incorrectly suggests that the profit over 20 weeks is simply 22500 multiplied by 20, without factoring in the \$2000 initial cost of the movie. ### Corrected Explanation: To solve the problem correctly, we must account for all costs and revenues, including the initial cost associated with creating the movie. ##### Step 1: Calculate the cost of producing one DVD. The cost to create one DVD is given as: Cost per DVD = 6 dollars. ##### Step 2: Calculate the selling price of one DVD. James sells each DVD for 2.5 times its cost: Selling Price = 2.5 × Cost = 2.5 × 6 = 15 dollars. ##### Step 3: Calculate the profit for one DVD. The profit for each DVD sold is calculated as: Profit per DVD = Selling Price – Cost = 15 – 6 = 9 dollars. ##### Step 4: Calculate the total number of DVDs sold in one week. James sells 500 DVDs a day for 5 days a week: Total DVDs sold in a week = 500 × 5 = 2500. ##### Step 5: Calculate the total profit in one week. The total profit for one week can be calculated as: Total Profit per week = Profit per DVD × Total DVDs sold in a week = 9 × 2500 = 22500 dollars. ##### Step 6: Calculate the total profit in 20 weeks. To find the total profit over 20 weeks without considering the initial movie cost: Total Profit in 20 weeks = Total Profit per week × 20 = 22500 × 20 = 450000 dollars. ##### Step 7: Account for the initial cost of creating the movie. Since the initial cost to create the movie is \$2000, we need to subtract this from the total profit over 20 weeks: Net Profit = Total Profit in 20 weeks – Initial Cost = 450000 – 2000 = 448000 dollars. ### Final Answer: The total profit James makes in 20 weeks, after accounting for the initial cost of creating the movie, is: 448000