

Content-based Wake-up for Energy-efficient and Timely Top- k IoT Sensing Data Retrieval

Junya Shiraishi, *Member, IEEE*, Anders E. Kalør, *Member, IEEE*, Israel Leyva-Mayorga, *Member, IEEE*, Federico Chiariotti, *Senior Member, IEEE*, Petar Popovski, *Fellow, IEEE*, and Hiroyuki Yomo, *Member, IEEE*

Abstract—Energy efficiency and information freshness are key requirements for sensor nodes serving Industrial Internet of Things (IIoT) applications, where a sink node collects informative and fresh data before a deadline, e.g., to control an external actuator. Content-based wake-up (CoWu) activates a subset of nodes that hold data relevant for the sink’s goal, thereby offering an energy-efficient way to attain objectives related to information freshness. This paper focuses on a scenario where the sink collects fresh information on top- k values, defined as data from the nodes observing the k highest readings at the deadline. We introduce a new metric called top- k Query Age of Information (k -QAoI), which allows us to characterize the performance of CoWu by considering the characteristics of the physical process. Further, we show how to select the CoWu parameters, such as its timing and threshold, to attain both information freshness and energy efficiency. The numerical results reveal the effectiveness of the CoWu approach, which is able to collect top- k data with higher energy efficiency while reducing k -QAoI when compared to round-robin scheduling, especially when the number of nodes is large and the required size of k is small.

Index Terms—Wireless sensor networks, Top- k Query Age of Information, wake-up radio, content-based wake-up

I. INTRODUCTION

LOW-power Wireless Sensor Networks (WSNs) support massive Internet of Things (IoT) deployments, including the emerging Industrial Internet of Things (IIoT) applications [1], [2], in which the collected data are used for remote control/monitoring. As most sensor nodes in WSNs are powered by batteries, high energy efficiency of sensor nodes is a key requirement in WSNs. A promising technology to achieve this is wake-up radio, which enables each sensor node

receive wake-up requests from the sink node using an ultra-low power wake-up receiver, while keeping its primary radio interface (I/F) switched off [3], [4]. This can greatly reduce the energy consumption of sensor nodes during idle periods, while allowing pull-based (demand-driven) data collection through wake-up signaling [3], [5]. For this reason, wake-up signaling is currently being considered in standardization bodies, such as 3GPP [6], [7]. Traditionally, wake-up signaling has been used to wake up specific nodes based on unique node or group identifiers [3]. However, the wake-up signal can also be used to wake up nodes dynamically, e.g., based on their current sensor readings. This is the core idea in Content-based Wake-up (CoWu) [5], [8], where the wake-up signal is used to encode a threshold, such that only the nodes that observe values greater than the threshold are activated. Specifically, if the observed value of sensor node is equal to or larger than the transmitted threshold, the node activates its main radio I/F and transmits data to the sink, and otherwise stays in a sleep state. By carefully controlling the wake-up threshold, it is possible to approximate a large number of data queries, such as retrieving the k largest sensor readings, known as the top- k query [5], and retrieving sensor readings that fall within a certain range, i.e., a range query [8].

Among the possible queries, the top- k query is one of the most common queries in WSNs, due to its many applications, e.g., environmental monitoring/control [9]. In most cases the data is collected to perform an action, such as controlling actuators or producing an alarm. Furthermore, such an action may often be associated with a strict time constraint, forcing the sink to obtain the top- k set before a given deadline. However, the unreliable nature of the communication channel and the fact that the physical process monitored by the sensors change over time introduce a trade-off between reliability and freshness of the collected data. Specifically, if the sink requests the top- k set long before the deadline, the probability that it receives all k observations is large, even in the event of packet losses, etc., that necessitate retransmissions, etc. However, the physical process may change between the query instant and the deadline, resulting in a potentially large discrepancy between the measurements received by the sink and the values of the physical processes at the deadline. On the other hand, if the sink transmits the top- k query close to the deadline, then there may not be sufficient time for retransmissions, etc., but the retrieved values are more likely to remain the same until the deadline. The goal of this paper is to realize both timely and energy-efficient top- k data collection by exploiting wake-up radio technology.

This work was partly supported by the Villum Investigator Grant “WATER” from the Velux Foundation, Denmark, partly by the Horizon Europe SNS “6G-XCEL” project with Grant 101139194, and partly by the Horizon Europe SNS “6G-GOALS” project with grant 101139232. The work of J. Shiraishi was supported by Horizon Europe Marie Skłodowska-Curie Action (MSCA) Postdoc Fellowships with grant No 101151067. The work of A. E. Kalør was supported by the Independent Research Fund Denmark (IRFD) under Grant 1056-00006B. The work of H. Yomo was supported by JSPS KAKENHI under Grant JP22K04114. The work of F. Chiariotti was supported by the NextGenerationEU project “REDIAL,” under the Italian NRRP “Young Researchers” scheme (SoE0000009). (Corresponding author is Junya Shiraishi)

J. Shiraishi, I. Leyva-Mayorga, and P. Popovski are with the Department of Electronic Systems, Aalborg University, 9220 Aalborg, Denmark (e-mail: jush@es.aau.dk; ilm@es.aau.dk; petarp@es.aau.dk). A. E. Kalør is with Faculty of Science and Technology, Keio University, Yokohama 223-8522, Japan and with the Department of Electronic Systems, Aalborg University, 9220 Aalborg, Denmark (e-mail: aek@keio.jp). F. Chiariotti is with Department of Information Engineering, University of Padova, Italy (e-mail: chiariot@dei.unipd.it). H. Yomo is with the Graduate School of Science and Engineering, Kansai University, 564-8680 Suita, Japan (e-mail: yomo@kansai-u.ac.jp).

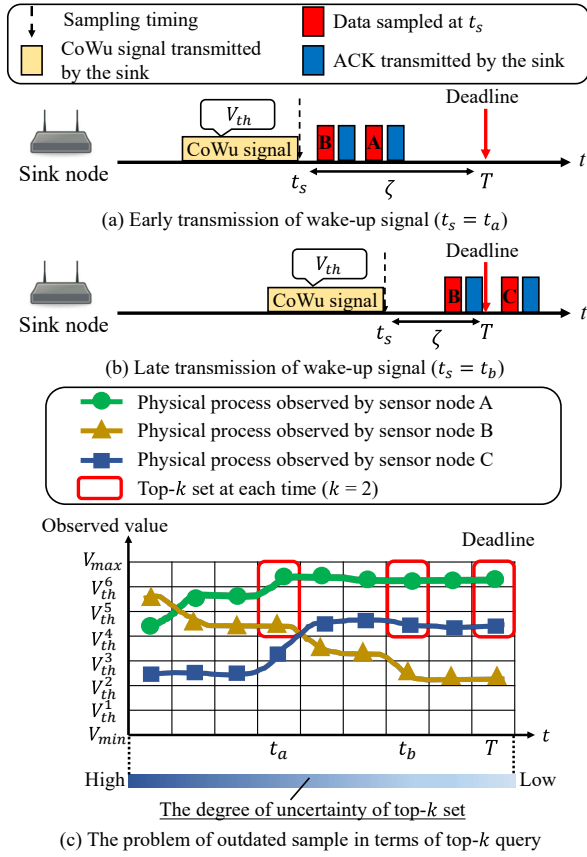


Fig. 1: An example of the top- k query employing CoWu, where $k = 2$: a) an example where the sink transmits CoWu signal at the early time against the deadline; b) an example where the sink transmits CoWu signal at the late time against the deadline; c) an example how the timing and the threshold of CoWu signal affects the accuracy of a top- k set at the deadline.

A. Content-based Wake-up for Timely Top- k Query

As argued earlier and also indicated in [8], sending a CoWu signal too early increases the risk that the collected values will be outdated at the deadline, while sending it too late may prevent some of the sensors from successfully transmitting their packets before the deadline. This is illustrated in Fig. 1(a)-(b), where a threshold V_{th} is transmitted using wake-up signalling ζ time slots prior to the deadline in order to collect the k highest readings. In Fig. 1(a), the query is transmitted at an early time (large ζ), resulting in the retrieval of all observations but with a high probability of being outdated at the deadline. On the other hand, in Fig. 1(b) the query is transmitted at a late time (small ζ), resulting in only retrieving one observation, but with low probability of being outdated at the deadline.

The impact of ζ and V_{th} on the accuracy at the deadline T is also exemplified in Fig. 1(c) for $k = 2$. Here, $t_s = t_a$ and $t_s = t_b$ in Fig. 1(c) represent the case of the early transmission of wake-up signal (c.f. Fig. 1(a)) and late transmission of wake-up signal (c.f. Fig. 1(b)), respectively. The example shown in Fig. 1(c) highlights that the top-2 set at T , i.e., the true top- k set, is $\{A, C\}$, while the nodes belonging to the estimated top- k set deviate from the true top- k set as the time difference between the latest update and T becomes larger. Specifically,

in the example of Fig. 1(c), the top- k set at time slot t_b is the same as the one at the deadline T because $\zeta = T - t_b$ is small. On the other hand, the top- k set at t_a differs from the one at time T because $\zeta = T - t_a$ is large. In general, the probability that the data that belongs to the top- k set at the sampling time are equal to the data that belongs to the top- k set at the deadline T increases as the difference between sampling time and deadline decreases, and vice-versa. From Fig. 1(c), we can also observe the importance of the threshold of CoWu. If we set a high threshold, such as V_{th}^6 , the expected number of wake-up nodes is small enough to avoid collisions and ensure reception, but it might be too small to activate all the nodes belonging to the top- k set. Conversely, setting a low threshold, such as V_{th}^3 , increases the probability that all the nodes belonging to the top- k set are successfully activated, but can potentially lead to congestion in the access network, resulting in the failure of data collection by the deadline.

To characterize the trade-off between successful transmissions and the freshness of the top- k set at the deadline, in this paper we introduce a new metric called top- k QAoI (k -QAoI), which we describe in detail in Sec. II-D. Building upon the Age of Information (AoI) [10], [11] and Query Age of Information (QAoI) [12] metrics, k -QAoI characterizes the freshness of the top- k set that the sink node has retrieved at the deadline. The k -QAoI enables tractable analysis of the timeliness of the top- k query using wake-up radio, and thus allows us to evaluate and compare the different energy-efficient data collection methods. The k -QAoI metric has three features, namely, non-linear age, age penalty for data transmission failure, and quantification of the freshness of top- k set, as summarized below:

- Feature 1 [Non-linear age]: The freshness of received data depends on the time elapsed since the packet is generated in accordance with the rate of changes of physical process. In order to take this into account, we introduce two types of *cost functions* for different types of physical processes with different rates of change.
- Feature 2 [Age penalty for data transmission failure]: The sink can retrieve the information on the physical process observed by sensor nodes at the data generation time only when their data are successfully received. If it fails, the information freshness the sink holds becomes lower, which depends on the time elapsed since the last received update. We reflect the staleness caused by the failure of data transmission by introducing the age penalty.
- Feature 3 [Quantification of the freshness of top- k set the sink obtains at the deadline]: Although the metric k -QAoI itself cannot track the ground truth on the current top- k set due to the analytical difficulty of calculating all possible ranking variations from the sampling timing to the deadline timing, it enables us to evaluate the freshness of collected top- k set at the deadline timing. The basic idea comes from the simple observation that the possibility that the true top- k set, i.e., the top- k set at the deadline T , deviates from the one at the sampling timing increases as the duration between sampling time and deadline time becomes larger. The metric k -QAoI in-

troduced in this paper can capture this aspect by adopting the idea mentioned in features 1 and 2.

B. Related Work

1) *Age of Information and Timing Requirements*: AoI [10], [13] is a metric that quantitatively measures the freshness of information instead of the conventional throughput and latency. Plenty of information freshness metrics suited for specific applications/scenarios have been investigated. Peak AoI (PAoI) [14] is an AoI variant that was introduced to track the worst-case age in packet management systems. In communication and control systems, information freshness metrics relating to specific applications have been actively studied and introduced, such as Age of Incorrect Information (AoII) [15], Value of Information (VoI) [16], [17], Cost of Update Delay (CoUD) [18], Age of Synchronization (AoS) [19], Age of Changed Information [20], and Age of Correlated Information [21], [22]. AoII considers the penalty of the estimation error at the destination along with the time penalty in monitoring application. VoI is defined as a measure of uncertainty reduction from the information set of the receiver if the transmission is successful [17]. In [18], the authors introduced so-called CoUD, which considers a non-linear aging process, while AoS evaluates desynchronization of information between the receiver and source. Age of Changed Information considers not only the time lag of the update, but also changes in the content of these updates. Age of Correlated Information considers the application level requirement, in which the information of the source can be updated if the correlated data generated at the same time is successfully collected.

AoI also has been introduced in WSNs-related research [23], [24], [25], [26], [27]. For example, in [24], [25], the authors introduced AoI in the scenario of data collection using Unmanned Aerial Vehicles (UAV), and in [26], the authors introduced AoI into sleep-wake sensors in an IIoT scenario, in which the sleep time can be set based on the physical processes and the importance of sensors with age-penalty function. In [27], authors introduced AoI in WSNs and Mobile Edge Computing (MEC).

Most works related to AoI assume a push-based communication model, in which a node generating data autonomously decides whether and when to transmit an update to a data collection node. However, these push-based metrics do not fully apply to pull-based communication, in which the communication protocol should be designed considering the generating process of the requesting application. In a pull-based communication regime, the users' interest is in the freshness of information at the specific time instant when they make a query or decision [28], [12]. The AoI of pull-based transmission strategies has previously been studied in [12] and the related VoI metric was analyzed in [29]. In [30], we also proposed a framework of query-aware sensor scheduling, in which the sensor with the highest likelihood of having an informative update is selected by the edge node in accordance with the query function. Further, considering the closed-loop of wireless network control system, the concept

of Age of Loop (AoL) has been introduced [31], which can capture the information freshness of both downlink and uplink communication.

2) *Energy-saving for WSNs*: The basic approach to improve the energy efficiency of sensor nodes operating with batteries is duty-cycling [32], by which the switches of main radio are periodically turned on/off. However, it is difficult to satisfy the requirement of both lower latency and high energy efficiency. Wake-up radio [3], [4], [33], which can be realized by installing the low-power wake-up receiver into sensor nodes, represents a promising approach to save wasteful energy consumption of sensor nodes, especially during an idle period. According to [4], the study of the wake-up receiver can be divided into hardware design or Medium Access Control (MAC) and routing protocol design. The focus of this paper is the MAC protocol design for WSNs employing wake-up receivers.

The most common wake-up control is Identity-based Wake-up (IDWu), which aims to activate nodes based on a predetermined Identification (ID) [4], [6]. Another type of wake-up signaling is CoWu [5], which realizes the activation of nodes based on the content observed by each node. CoWu is suitable for creating clusters based on sensors' readings [34] and for the applications where the sink is interested in specific types of data, such as anomaly detection [35], identifying multiple emission sources [36], range-query [8], and top- k query [5], [37], [38]. In [8], we introduced CoWu for the timely range query scenario, where we clarified the importance of the timing of CoWu signaling with respect to the deadline to realize higher accuracy of the retrieved range set. Compared to the top- k query considered in this paper, the range query is simpler to implement as it does not require knowledge of the data distribution. In [5], we introduced CoWu for top- k monitoring scenario and proposed a data collection algorithm applying CoWu, which we extended to the multi-hop scenario in [37]. In [38], we exploited the temporal correlation of observed data to realize both high energy efficiency and high-ranking accuracy. In [39], we applied Kernel density estimation methods to the top- k query scenario to satisfy the trade-off between data collection delay and total energy consumption. However, all of these works ignored the aspect of freshness, which is crucial in, e.g., control scenarios in WSNs. How to collect top- k set with high energy efficiency and high information freshness by the deadline has not been investigated in these related studies. In this paper, we go beyond our previous work [5], [8] by designing the wake-up control that realizes the timely and energy-efficient top- k query retrieval, in which we investigate the optimal threshold and timing of CoWu signal against the different types of physical process, etc., leveraging the introduced metric, k -QAoI.

C. Contributions and Paper Structure

The contributions can be summarized as follows:

- This article introduces a new metric called k -QAoI for top- k query with respect to a given deadline, enabling a tractable analysis of the data freshness at the deadline.
- We characterize the optimal timing of wake-up signaling against the rate of change of the physical process and

the temporal knowledge of the sink as a function of age penalty, which gives us insight into the design of wake-up control in a timely data collection scenario.

- We conduct a thorough theoretical analysis under the assumption of a realistic MAC protocol to determine the threshold of CoWu and the timing of CoWu signaling to retrieve the fresh top- k set by the deadline. We further heuristically obtain the optimized set of parameters for CoWu signaling that minimizes total energy consumption while satisfying the constraint of k -QAoI.
- The paper presents an extensive performance evaluation of CoWu and comparison against the three baselines, round-robin scheduling (RR-scheduling), probability q -based Random Wake-up, and Genie-aided scheme. The evaluation considers practical assumptions, such as packet error and different characteristics of physical processes. The results show the region in which CoWu shows superiority against RR-scheduling in terms of total energy consumption and k -QAoI.

The remainder of the paper is organized as follows. In Sec. II we present the system model and introduce k -QAoI. We analyze the performance of the considered scheme in Sec. III by deriving the equations on the k -QAoI and energy consumption of nodes and formulate optimization problem and its solution in Sec. IV. Then, we present our results in Sec. V. Finally, we conclude the article in Sec. VI and discuss possible avenues for future work.

II. SYSTEM MODEL

A. Scenario

We study a scenario comprising a sink node and N sensor nodes equipped with wake-up receivers. Each sensor, indexed by $n = 1, \dots, N$, monitors a random process $V_n(t) \in [V_{\min}, V_{\max}]$, whose time samples are independent and identically distributed. The time is divided into recurring episodes, and each episode is divided into slots. The episodes are assumed to occur at random and infrequent instants, so that the processes monitored by the sensors can be assumed to be independent between episodes. The beginning of each episode is triggered by a request to collect data from the sensor nodes, which must be gathered before a given deadline T , as illustrated in Fig. 1. The requests originate from an external entity, such as an actuator or monitoring software. In this paper, we focus on top- k queries, i.e., the sink aims to retrieve values of the k largest readings ($k \ll N$). Given the dynamic nature of the monitored processes, collecting the top- k set, i.e., the k largest readings, with high freshness at the deadline is important. Note that the value of k depends on the users' requirement, whose size depends on the specific applications, and may change between episodes. For example, collecting k -largest values with high information freshness at the deadline is important, e.g., for controlling the k number of mobile actuators or Automatic Guided Vehicles (AGV) in the factory scenario [8]. This is important in the context of natural disaster management, such as wildfire and chemical gas leakage, in which the sink needs to identify the k positions of the multiple emission sources to deploy the k actuators,

etc., and also for multilateration techniques in the context of positioning estimation of moving objects. Furthermore, our model could be useful for some digital twin settings, where the sink needs to collect the k -largest readings, considering the synchronization time of the digital twin for monitoring and controlling the external entity. Here, we focus on the specific instance of a timely top- k query, in which the sink knows the size of k before starting the data collection.

B. Transmission Model

1) *Wake-up signal*: We consider a scheme where the sink transmits wake-up signal using its main radio interface (i.e., no special hardware installation is required) [3], [5]. Here, we assume that the wake-up receiver operates over the same frequency band as the main radio. This makes it possible for each wake-up receiver to detect signals transmitted by the main radio of the sink. The devices are equipped with a simple wake-up receiver, which conducts non-coherent envelope detection and On-Off Keying (OOK). With this operation, the wake-up receiver only extracts the information of length of each frame (without decoding the information within header/payload), to which the information on wake-up signaling is embedded [3], [5]. The detailed configuration of the wake-up receiver can be found in [3], [5]. During sleep, each node switches off its main radio interface and activates the wake-up receiver to monitor the communication requests. When the sink receives the communication requests, it transmits a wake-up signal to activate the sleeping target sensor nodes at a specific time considering the deadline. The wake-up receiver detecting the wake-up signal activates its main radio and transmits its data following the data transmission model described in Sec. II-B2, if it satisfies the wake-up condition notified through frame-length based signaling.

As a wake-up control, we focus on CoWu [5], in which the threshold V_{th} is embedded into a wake-up signal which is transmitted to the wake-up receivers through a secondary, low-power radio link. This is achieved by encoding the estimated threshold of top- k set V_{th} into the wake-up signal, for example, using OOK [5]. For example, the information on the threshold can be encoded into different frame lengths, in which one can map the higher (lower) threshold V_{th} to the shorter (longer) frame length T_{wu} as in [5]. This frame length can be expressed as $T_{\text{wu}}(V_{\text{th}}) = T_{\text{min}} + \mathcal{I}(V_{\text{th}})T_{\text{step}}$. Here, the T_{min} is the minimum frame, T_{step} is the value of the step of the different frame lengths, and $\mathcal{I}(V_{\text{th}})$ is the quantization interval of threshold V_{th} , where higher V_{th} corresponds to the smaller quantization interval. Note that the maximum number of bits that can be encoded into the wake-up signal is limited, such as $2^9 = 512$ due to the practical constraint. The possible frame length for the wake-up signal can be set by considering the standard IEEE 802.15.4g and the data size used for the data transmission [5]. Further, T_{step} can be chosen considering the trade-off between the resolution and the false wake-up ratio [38].

Following the reception of a collection request, the sink node picks a time slot at time t_s , and broadcasts a top- k query to the sensors using CoWu so that it can be detected by

wake-up receivers at time slot t_s^1 . We will assume that each node samples its data simultaneously after receiving CoWu signal as in [8], for the sake of simplicity. We defer alternative sampling policies/wake-up control considering characteristics of the physical process observed by each sensor to future work. We further assume that the values of the monitored processes are drawn independently from a common distribution $g(v; t_s)$ at the sampling instant, i.e., $V_n(t_s) \stackrel{\text{iid}}{\sim} g(v; t_s)$. Since the physical processes evolve in the ζ steps between the sampling time slot, t_s , and the deadline, T , our goal is to collect top- k data that *remain timely* at the deadline, as formalized later in Sec. II-D. In CoWu, the wake-up receiver detecting the wake-up signal compares its observations V_o with the threshold V_{th} . If the observation is higher than the threshold, i.e., $V_o \geq V_{\text{th}}$, it activates its main radio and transmits data following the data transmission model described in Sec. II-B2.

2) *Data transmission*: The sensor nodes that wake up after receiving the wake-up signal attempt data transmission through the primary radio over unlicensed frequency bands, e.g., following the IEEE 802.15.4 standard [40], and this paper assumes the use of a p -persistent Carrier Sense Multiple Access (CSMA) protocol for transmitting observations. Note that, as shown in [41], a p -persistent CSMA protocol is suited for approximating the practical MAC protocol of IEEE 802.15.4, as it exploits both the CSMA and Collision Avoidance (CA) mechanisms [5]. Therefore, each node with a relevant packet conducts carrier sensing at the beginning of a slot. Here, the duration of each slot is denoted as δ [s]. If the channel is idle, the node attempts transmission of its packet with transmission probability p . Each transmission attempt occupies L consecutive time slots. We consider a collision channel with erasures, where collisions cause packet loss with probability one. In the absence of a collision, erasures occur with probability e_c , which is the same for all devices. An error-free Acknowledgment (ACK) is transmitted from the sink after each successful sensor data transmission. The nodes receiving an ACK transition back to sleep-state, while the nodes detecting a packet loss by the absence of an ACK retransmit their packets following p -persistent CSMA. Developing mechanisms to mitigate the hidden terminal problem is out of the scope of this paper and, hence, we assume that all nodes, including the sink, are located within each other's communication, wake-up, and carrier-sensing range.

C. Energy Model

When there is no communication request, each sensor node consumes power only due to the wake-up receiver, which is negligible. The devices that are activated by the wake-up signal consume power either by transmitting or receiving data from the sink. We denote the power consumption in the transmission

and receiving states by ξ_T and ξ_R , respectively. The total energy consumption of all sensor nodes over an episode is

$$E_{\text{total}}(N) = \sum_{n=1}^N \xi_T t_{\text{tx}}^n + \xi_R t_{\text{rx}}^n, \quad (1)$$

where t_{tx}^n and t_{rx}^n are time spent in transmission and receiving state for the sensor node n , respectively, within the episode. Note that if the sensor node n remains in the sleep state during the whole episode, $t_{\text{tx}}^n = 0$ and $t_{\text{rx}}^n = 0$.

D. The k -QAoI Metric

To characterize the freshness of the retrieved top- k set at the deadline, we introduce a new metric called k -QAoI, which builds upon the CoUD metric [18]. Recall that the classical AoI [13] is defined as the time elapsed since the last received packet was generated. Formally, let us denote the time slot at which j -th observation value of sensor node n is successfully received at the sink node as $t'_{n,j}$ and the time slot this successfully received packet is generated at the application layer as $t_{n,j}$. Then, the most recently received packet from sensor node n was generated at time slot t

$$u_n(t) = \max_{j: t'_{n,j} \leq t} t_{n,j}. \quad (2)$$

The CoUD of node n at time slot t is then defined as

$$\Delta_n(t) = f_s(t - u_n(t)), \quad (3)$$

where $f_s(\cdot)$ is a non-decreasing cost function that describes the cost of having an age of $t - u_n(t)$, e.g., reflecting the dynamics of the physical process monitored by the node. In this work, we restrict the focus to two cost functions, namely linear age and exponential age, defined as

$$f_s(\tau) = \begin{cases} \tau, & \text{linear age,} \\ e^{\alpha\tau} - 1, & \text{exponential age,} \end{cases} \quad (4)$$

for some positive constant α . Note that the linear age corresponds to the original AoI metric, while the exponential age corresponds to the scenario where the autocorrelation of the physical process is small [18].

In this paper, we are concerned about the CoUD only of the top- k set at the sampling time. Thus, we define the k -QAoI as the average CoUD of the nodes that belong to the top- k set at the sampling time, measured at the deadline T . Specifically, the k -QAoI is defined as ²

$$\Delta_k = \frac{1}{k} \sum_{n \in \Omega_k} \Delta_n(T), \quad (5)$$

where Ω_k is a subset of nodes whose observed values belong to the top- k set at the sampling time slot t_s . This definition is equivalent to the average QAoI across the top- k nodes. A large k -QAoI means the sink holds stale information on top- k set, while a smaller k -QAoI means the sink has fresh information on top- k set at the deadline.

¹For simplicity, this paper only focuses on the impact of the timing of wake-up signaling reception t_s at the wake-up receiver. In practice, the sink should tune the timing of wake-up signal transmission by considering the length of CoWu signal, which depends on the content and propagation delay.

²The k -QAoI can track both information freshness and the importance of the reading with respect to the top- k set, motivated by the scenario mentioned in Sec. II-A. This metric could be generalized, e.g., by setting the weights depending on the sensor's reading, which is out of scope in this paper.

To allow each episode to be analyzed in isolation, we assign a fixed age penalty Γ to the nodes that fail to transmit their observations before the deadline. The value of Γ corresponds to the time elapsed since the latest received packet was generated at the deadline when the nodes fail data transmission in the current episode. A small Γ means that the sink has partial knowledge on the physical process observed the sensor nodes in the current episode based on the collected data in the previous ones, while a large Γ means that the time between consecutive requests is sufficient and the sink has less knowledge on them.

In practice, having an age that exceeds a certain threshold may not bring any useful information, regardless of the actual age. Thus, we assume the CoUD defined in Eq. (3) is upper bounded by a fixed value A_{\max} . Further, as Δ_k defined in Eq. (5), is a random variable, in the following, we limit our focus to the expected k -QAoI, defined as

$$\bar{\Delta}_k = \frac{1}{k} \mathbb{E} \left[\sum_{n \in \Omega_k} \min(\Delta_n(T), A_{\max}) \right], \quad (6)$$

where the expectation is taken over the physical process and the transmission of the observations³.

III. ANALYSIS

In this section, we derive the expected k -QAoI, $\bar{\Delta}_k$, defined in Eq. (6) and the total energy consumption of nodes for different wake-up control, defined in Sec. II-C.

A. CoWu

Let $P_w(V_{\text{th}})$ denote the probability that any one node observes a value equal to or more than CoWu threshold, V_{th} when the observed value of each node at the sampling time follows a distribution of $g(v; t_s)$ with a range of $[V_{\min}, V_{\max}]$. We then have

$$P_w(V_{\text{th}}) = \int_{V_{\text{th}}}^{V_{\max}} g(v; t_s) dv, \quad (7)$$

and the probability that w out of N nodes wake up follows a binomial distribution:

$$P_d(w) = \binom{N}{w} P_w(V_{\text{th}})^w (1 - P_w(V_{\text{th}}))^{N-w}. \quad (8)$$

In order to obtain the distribution of the number of successful data transmissions by the deadline under p -persistent CSMA, we construct a two-dimensional Markov chain indexed by the time slot. Conditioned on the number of activated nodes w , the state space is defined as $\{(w, 0), (w, 1), \dots, (w, L-1), (w-1, 0), \dots, (1, L-1), (0, 0)\}$, where state (m, l) represents the case where m nodes have not completed their transmission, and the transmitting node(s) has been transmitting for l slots.

We now define the transition probability for the Markov chain. Let $P_{(m,l),(m',l')}$ be the transition probability from the state (m, l) to state (m', l') . When the state is $(m, 0)$, $m =$

$1, 2, \dots, w$, the channel is idle and m nodes attempt to transmit their packets with probability p . If at least one node transmits its packet, the Markov chain transitions to state $(m, 1)$. Thus, this transition probability can be defined as $P_{(m,0),(m,1)} = 1 - (1-p)^m$, for $m \in \{1, 2, \dots, w\}$. On the other hand, if none of the nodes transmits, the Markov chain remains in state $(m, 0)$, which happens with probability $(1-p)^m$. In states (m, l) , $l = 1, \dots, L-2$, the channel is busy, and $L-l$ slots remain of the current transmission, so the Markov chain transitions to state $(m, l+1)$ with a probability 1.

When the system state is $(m, L-1)$, there are two possible Markov chain transitions. The first case is transiting to the state $(m-1, 0)$, for which two conditions should be satisfied: (1) only a single node transmits data with probability p while others suppress data with probability $1-p$, under the condition transmission event happens (i.e., at least one node transmits packet), and (2) its transmission succeeds without error. Then, the transition probability $P_{(m,L-1),(m-1,0)}$, for $m \in \{1, \dots, w\}$, is given as

$$P_{(m,L-1),(m-1,0)} = \frac{(1-e_c)mp(1-p)^{m-1}}{1-(1-p)^m}. \quad (9)$$

The second case is transiting to the state $(m, 0)$, which happens if a collision occurs (i.e., more than two nodes transmit data simultaneously) under the condition that at least one node transmits data or when only one node transmits data, but it experiences a single packet error with probability e_c . This transmission failure probability is $P_{(m,L-1),(m,0)} = 1 - P_{(m,L-1),(m-1,0)}$, $\forall m \in \{1, \dots, w\}$. Finally, state $(0, 0)$ is an absorbing state representing the event that all w active users have successfully transmitted their measurement.

Using the defined Markov chain, we can obtain the distribution of the number of successful transmissions by state evolution from the initial state distribution $\Phi(0) = (1, 0, 0, \dots, 0)$ as expressed below:

$$\Phi(t+1) = \Phi(t)\mathbf{R}, \quad (10)$$

where \mathbf{R} is $(wL+1) \times (wL+1)$ transition matrix containing the transition probabilities defined above and $\Phi(t) \in [0, 1]^{(wL+1)}$ is the state vector representing the probability of each state in time slot t , whose entry corresponding to state (m, l) is denoted as $\phi_{(m,l)}(t)$. The probability that w_s out of the w wake-up nodes succeed by the deadline for a given ζ , denoted as $P_s(w_s|w, \zeta)$, is then

$$P_s(w_s|w, \zeta) = \begin{cases} \phi_{(0,0)}(\zeta), & \text{if } w_s = w, \\ \sum_{l=0}^{L-1} \phi_{(w-w_s,l)}(\zeta), & \text{otherwise.} \end{cases} \quad (11)$$

Let us denote the number of nodes belonging to the top- k set at t_s that succeed in data transmission by T as r . Then, the probability that r nodes ($0 \leq r \leq w_s \leq w$) belonging to the top- k set at t_s succeed in data transmission by the deadline, given w and w_s , denoted as $P_k(r|w, w_s)$ can be expressed by considering the possible combinations as follows:

$$P_k(r|w, w_s) = \begin{cases} \delta(r - w_s), & \text{if } w \leq k, \\ u(w - k - w_s + r) \frac{\binom{k}{r} \binom{w-k}{w_s-r}}{\binom{w}{w_s}}, & \text{if } w > k, \end{cases} \quad (12)$$

³The focus of this paper is the k -QAoI reduction in a single episode, by applying CoWu. The minimization for the long-term k -QAoI will be kept for future work.

where $\delta(r - w_s)$ is the Kronecker delta and $u(x)$ is the step function, which outputs 1 if $x \geq 0$ and 0 otherwise.

Using the derived probabilities, we can now compute the expected k -QAoI. From the definition of k -QAoI, it can be seen that the age of each node at the deadline can only take two values, depending on whether the transmission succeeds or not. Specifically, a successful transmission before the deadline results in an age of $T - u_i(T) = \zeta$, whereas $T - u_i(T) = \Gamma$ if the transmission fails. Combining this with Eqs. (8), (11), and (12), the expected k -QAoI of CoWu for given ζ and k can be computed as

$$\begin{aligned} \bar{\Delta}_k^{\text{Co}}(\zeta) &= \sum_{w=0}^N P_d(w) \sum_{w_s=0}^w P_s(w_s|w, \zeta) \sum_{r=0}^{\min(w_s, k)} P_k(r|w, w_s) \\ &\times \frac{r \min(f_s(\zeta), A_{\max}) + (k - r) \min(f_s(\Gamma), A_{\max})}{k}. \end{aligned} \quad (13)$$

Next, we analyze the total energy consumption of sensor nodes. We assume that the node activated by a wake-up signal continues the attempt of data transmission until it succeeds. Thus, the total energy consumption only depends on the value of V_{th} , not on the value of ζ . Here, the type of traffic considered in this paper is called One-shot Data (OSD) model [41], in which each node only has a single packet to transmit. In [41], the total energy consumption of nodes operating with p -persistent CSMA have been analyzed with the assumption of OSD and the collision channel, which was extended in [5], where the authors also have taken into account the packet errors due to channel impairments with an independent and identical probability of e_c for each packet. Let us consider w nodes activated by single wake-up signaling. Then, based on our energy model in Sec. II-C, w out of N sensor nodes consume energy, while $(N - w)$ nodes remain in the sleep state. According to [5], the total energy consumption of the sensor nodes with w active nodes, can be expressed as

$$\begin{aligned} E_{\text{total}}(w|N) &= \xi_T \sum_{m=1}^w \frac{L}{(1 - e_c)(1 - p)^{m-1}} \delta \\ &+ \xi_R \sum_{m=1}^w \frac{L - (L - 1)(1 - p)^{m-1}}{(1 - e_c)p(1 - p)^{m-2}} \delta. \end{aligned} \quad (14)$$

This work assumes $E_{\text{total}}(0) = 0$ as a special case. Since the number of activated nodes w is a random variable, total energy consumption of each node when we employ CoWu can be expressed as follows:

$$E_{\text{total}}^{\text{Co}}(N) = \sum_{w=0}^N P_d(w) E_{\text{total}}(w|N). \quad (15)$$

B. Baseline 1: RR-scheduling

As a main baseline, we apply RR-scheduling, in which each node transmits its measurement according to a Time Division Multiple Access (TDMA)-like policy. In this scheme, the sink transmits a single wake-up signal to trigger all nodes equipped with the wake-up receiver at time t_{sch} , which is NL slots prior to the deadline. The nodes receiving the wake-up signal then sample and transmit their measurements in order, i.e., node

$j = 0, 1, \dots, N - 1$, samples physical process and transmits its measurement at $t_{\text{sch}} + jL$. The k -QAoI of RR-scheduling can be expressed as:

$$\begin{aligned} \bar{\Delta}_k^{\text{RR}}(N) &= \frac{1}{N} \sum_{w=1}^N (1 - e_c) \min(f_s(wL), A_{\max}) \\ &+ e_c \min(f_s(\Gamma), A_{\max}). \end{aligned} \quad (16)$$

The total energy consumption of RR-scheduling can be easily derived based on Eq. (1) and expressed as

$$E_{\text{total}}^{\text{RR}}(N) = \xi_T N L \delta. \quad (17)$$

C. Baseline 2: Probability q -based Random Wake-up

As a second baseline, we consider the probability q -based random wake-up, which we call q -Wu. In this scheme, the sink transmits a wake-up signal ζ slots prior to the deadline. Each sensor node receiving the wake-up signal randomly decides with probability q whether it wakes up (regardless of its content), and otherwise stays silent. The node woken up transmits its data following the p -persistent CSMA. The probability that ν out of N nodes wake up can be expressed as $P_x(\nu) = \binom{N}{\nu} q^\nu (1 - q)^{N - \nu}$. By applying Eq. (11), the probability ν_s out of ν nodes succeeds in data transmission by the deadline T , given ν and ζ , can be described as $P_s(\nu_s|\nu, \zeta)$. Finally, the probability that c out of ν_s nodes belonging to the top- k set at t_s succeeds in data transmission can be expressed as

$$P_y(c|\nu, \nu_s) = \frac{\binom{k}{c} \binom{N - k}{\nu_s - c}}{\binom{\nu_s}{c}}. \quad (18)$$

Finally, the expected k -QAoI for q -Wu can be described as:

$$\begin{aligned} \bar{\Delta}_k^q(\zeta) &= \sum_{\nu=0}^N P_x(\nu) \sum_{\nu_s=0}^{\nu} P_s(\nu_s|\nu, \zeta) \sum_{c=0}^{\min(\nu_s, k)} P_y(c|\nu, \nu_s) \\ &\times \frac{c \min(f_s(\zeta), A_{\max}) + (k - c) \min(f_s(\Gamma), A_{\max})}{k}. \end{aligned} \quad (19)$$

The total energy consumption for q -Wu can be expressed as:

$$E_{\text{total}}^q(N) = \sum_{\nu=0}^N P_x(\nu) E_{\text{total}}(\nu|N). \quad (20)$$

D. Baseline 3: Genie-aided Scheme

In order to obtain a lower bound on total energy consumption and k -QAoI, we consider as a final baseline a Genie-aided scheme, in which we assume the sink perfectly knows the observations of the nodes belonging to the top- k set at t_s , Ω_k . In this scheme, the sink transmits wake-up signal to the nodes belonging to the top- k set Ω_k , to notify the timing of sampling and its activation. Specifically, it transmits wake-up signals, including IDs in Ω_k , one by one. The total number of signaling transmissions is k . The wake-up receiver detecting the wake-up signal, including its own ID, regards itself as belonging to the top- k set and records its own order, say $l \in [1, k]$. Then, after receiving the wake-up signal from the sink at $t_G = T - kL$, the node whose order l samples and

transmits its data at $t_G + (l - 1)L$. Then, the k -QAoI of the Genie-aided scheme is expressed as:

$$\tilde{\Delta}_k(k) = \frac{1}{k} \sum_{w=1}^k \min(f_s(wL), A_{\max}). \quad (21)$$

Let $g(\Omega_k^*)$ be the k -QAoI when the sink collects data from the subset of nodes belonging to the top- k set Ω_k^* , where $\Omega_k^* \subseteq \Omega_k$. Then, the following statement is always true: $g(\Omega_k^*) \geq g(\Omega_k)$. Under the collision model, at most one node can transmit its packet with the length of L . Then, the minimum value of k -QAoI that the system can achieve is expressed as Eq. (21), in which only the k nodes belonging to the top- k set access the channel in order and deliver its fresh data with respect to the deadline. Therefore, Eq. (21) is the lower bound of k -QAoI. The total energy consumption of the Genie-aided scheme can be expressed as:

$$\tilde{E}_{\text{total}}(k) = \xi_T k L \delta. \quad (22)$$

Accordingly, the lower bound of the energy consumption can be derived as follows. Let $O(K_1)$ be the total energy consumption when the sink collects data from $K_1 \geq k$ sensor nodes under the same access protocol. Then, the following statement is always true: $O(K_1) \geq O(k)$. Therefore, Eq. (22) is the lower bound of total energy consumption under the lower bound of k -QAoI, in which the nodes in Ω_k activate their main radio only in their allocated slots.

IV. OPTIMIZATION

A. Problem Formulation

We are interested in how much energy consumption can be reduced by applying CoWu, while guaranteeing a certain level of k -QAoI. As the performance of CoWu depends on the value of V_{th} , transmission probability of p , and the timing of CoWu signaling ζ , it is desirable to optimize these parameters in terms of k -QAoI and total energy consumption. This can be formulated as the energy minimization problem under the k -QAoI constraint, as expressed below:

$$\min_{V_{\text{th}}, p, \zeta} E_{\text{total}}^{\text{Co}}(N) \quad (23)$$

$$\text{s.t. } \bar{\Delta}_k^{\text{Co}}(\zeta) \leq \gamma_{\text{th}}, \quad (24)$$

$$V_{\text{th}} \in [V_{\text{min}}, V_{\text{max}}] \quad (25)$$

$$p \in (0, 1] \quad (26)$$

$$\zeta \in \mathbb{Z}^+ \quad (27)$$

As obtaining the exact optimal values is computationally difficult, we rely on the heuristic solution, as we will describe in Sec. IV-B, in which we obtain the set of optimal parameters with two steps based on grid search.

B. Heuristic Solution

a) Step 1. Optimizing the transmission probability p : As an optimal parameter of p depends on the number of wake-up nodes, we first derive the optimal parameters of p heuristically,

based on the following equations of data collection delay derived in [41], [5]:

$$T_d(w) = \sum_{m=1}^w \frac{L - (L - 1)(1 - p)^m}{(1 - e_c)mp(1 - p)^{m-1}} \delta. \quad (28)$$

As a special case, this work assumes $T_d(0) = 0$. Here, we optimize the parameter of p , denoted as p_{opt} in terms of data collection delay. This is because a smaller delay is important to realize information freshness at the deadline, by which the sink can activate nodes at a much later time to obtain smaller k -QAoI. Specifically, we tune the value of p in accordance with the number of wake-up nodes w , so that the expected data collection delay can be minimized, as shown below.

$$p_{\text{opt}}(w) = \min_{p \in (0, 1]} T_d(w). \quad (29)$$

Here, we obtain the optimal value of p in a heuristic way using Eq. (28), in which we change the value of p out of the range from 0.001 to 1 with a step of 0.001.

b) Step 2. Optimizing the parameters ζ and V_{th} for CoWu signal: We then obtain the optimal set of parameter $\mathbb{C}(N) = \{\zeta, V_{\text{th}}\}$ when we apply $p_{\text{opt}}(w)$ shown in Eq. (29) based on grid search, which are required to satisfy

$$\begin{aligned} \mathbb{C}(N) &= \min_{\{\zeta, V_{\text{th}}\}} E_{\text{total}}^{\text{Co}}(N) \\ &\text{s.t. } \bar{\Delta}_k^{\text{Co}}(\zeta) \leq \gamma_{\text{th}}, \end{aligned} \quad (30)$$

where we select the value of V_{th} out of the range from 0 to 50 with a step of 0.5, and that of ζ out of the range from 10 to 1000 with a step of 10.

C. Maximum k

We are further interested in the scenario and region, in which applying CoWu is beneficial in terms of total energy consumption and k -QAoI. Specifically, we investigate the maximum value of k , under which CoWu can satisfy the both the constraint of k -QAoI γ_{th} and that of total energy consumption, denoted as ϵ_{th} , which can be formalized as:

$$k_{\text{max}}^* : \quad \max \quad k \quad (31)$$

$$\text{subject to } E_{\text{total}}^{\text{Co}}(N) \leq \epsilon_{\text{th}} \quad (32)$$

$$\bar{\Delta}_k^{\text{Co}}(\zeta) \leq \gamma_{\text{th}}. \quad (33)$$

We resort to a heuristic approach as in Sec. IV-B to obtain the maximum value of k , in which results of average k -QAoI and total energy consumption are evaluated for a wide range of parameters $\{\zeta, V_{\text{th}}\}$. Here, we apply $p_{\text{opt}}(w)$ in Eq. (29) and select the value of V_{th} out of the range from 0 to 50 with a step of 2, and that of ζ out of the range from 50 to 500 with a step of 50 for the different number of nodes N .

V. NUMERICAL RESULTS

This section investigates the performance of CoWu for different parameters, including ζ , V_{th} , k , α , and Γ , presenting numerical results obtained by both theoretical analysis and simulations. The parameters used for numerical evaluations are shown in Table I. The procedures of wake-up/data collections follow the system model given in Sec. II, including the actual

TABLE I: Parameters used for Numerical Evaluations.

Parameters	Values
Data transmission rate	100 kbps
Length of packet in time slots L	10
Time slot length δ	320 μ sec
Power consumption in Transmit state ξ_T	55 mW [42]
Power consumption in Receive state ξ_R	50 mW [42]
Distribution of observed value $[V_{\min}, V_{\max}]$	$[0, 50]$
Maximum value of age A_{\max}	5000

operations of p -persistent CSMA protocol. The k -QAoI and total energy consumption of sensor nodes are recorded when the sink completes the top- k query. For simplicity of analysis, we assume the physical process at the sampling time t_s $g(v; t_s)$ follows uniform distribution, i.e., $g(v; t_s) = \frac{1}{V_{\max} - V_{\min}}$, for $v \in [V_{\min}, V_{\max}]$, 0 otherwise. Numerical results obtained by Monte Carlo simulation illustrate the average values obtained after repeating the sampling, query, and transmission processes over 10^4 rounds.

A. Achievable Region for Different Wake-up Scheme

Fig. 2 shows the achievable set of total energy consumption and k -QAoI of CoWu, RR-scheduling, q -Wu, and Genie-aided scheme, where we set $N = 100$, $k = 5$, $e_c = 0$, $p = 0.0606$, $\Gamma = 1000$, and $\zeta = 250$ for the linear age case, in Eq. (4). Here, the value of $p = 0.0606$ corresponds to the back-off window size of 32 [41], [5]. In this evaluation, we vary the value of V_{th} for CoWu and the parameter of q for q -Wu, and plot the achievable set for each result. From this figure, we can first see that the results for CoWu and q -Wu obtained with theoretical analysis coincide with simulation results, which validates our analysis. Next, from Fig. 2, we can see that the k -QAoI of CoWu can be reduced at the cost of increasing energy consumption of sensor nodes, i.e., by setting the threshold of CoWu to a lower value. This is because the top- k nodes at the sampling time are more likely to be woken up by this wake-up signal. However, too small V_{th} increases the k -QAoI because it causes many nodes simultaneously to wake up, by which data collection is more likely to fail by the deadline. The same characteristic can be observed for q -Wu, in which the k -QAoI is slightly improved by setting the high wake-up probability q . However, it is worth emphasizing that the performance of q -Wu is always worse than that of CoWu, as we can see in Fig. 2. In addition, from Fig. 2, we can observe that the Genie-aid can always achieve better performance than any other scheme, thanks to the exploitation of perfect knowledge of the top- k nodes at the sampling time. Further, from Fig. 2, we can see the gap between the CoWu and the genie-aided scheme, i.e., from the ideal cases, which will bring further motivations to design an efficient communication protocol, which will be kept for future work. Finally, we can see that CoWu can achieve smaller k -QAoI than RR-scheduling while consuming less amount of energy, as long as we can select the appropriate threshold of V_{th} . As mentioned above, q -Wu cannot achieve higher performance than CoWu; hereafter, we compare the performance of CoWu with that of RR-scheduling.

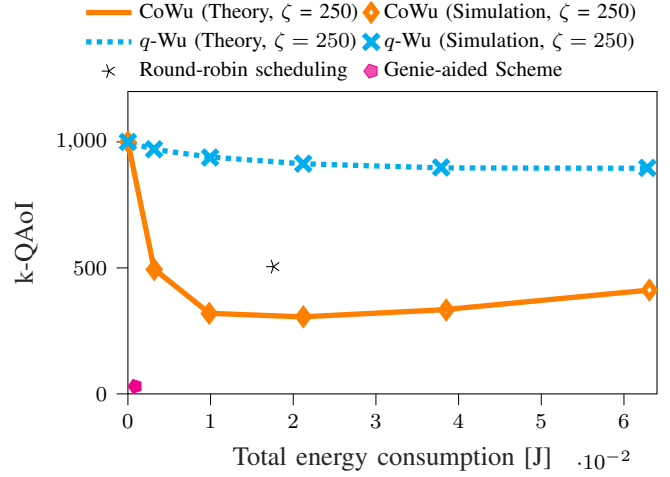


Fig. 2: The achievable set of total energy consumption and k -QAoI for the different data collection methods (Linear age).

B. Impact of Different Parameters on the Performance of CoWu

1) *Impact of Timing of CoWu Signal ζ* : First, we investigate the impact of the timing of CoWu signal in terms of k -QAoI. Figs. 3 and 4 show k -QAoI of CoWu against ζ for the linear age function and for the exponential age function defined in Eq. (4) with $\alpha = 0.02$, respectively, where we set $N = 100$, $k = 5$, $e_c = 0$, $p = 0.0606$, $\Gamma = 1000$, and $V_{\text{th}} = 46, 48$. From these figures, we can first see that the results for CoWu obtained with theoretical analysis coincide with simulation results for both the linear age case and exponential age case, which validates our analysis. Next, from Figs. 3 and 4, we can also see that there is an optimal value of ζ in terms of k -QAoI when the value of V_{th} is fixed. Let us denote the optimal value of ζ as ζ_{opt} . For $\zeta < \zeta_{\text{opt}}$, we can see that the k -QAoI becomes larger as ζ decreases, because the number of nodes that fail their data transmission by the deadline T increases due to the congestion. For $\zeta > \zeta_{\text{opt}}$, most users complete their transmission, but the sensed values become obsolete at the deadline, also leading to an increase of k -QAoI. This result illustrates the importance of the timing of the wake-up signal so as to minimize the k -QAoI at the deadline. Further, from Fig. 4, we can see that the k -QAoI of the exponential case is much larger than that of the linear age case shown in Fig. 3 and it reaches maximum age A_{\max} when the value of ζ is equal to or larger than 450. This is because the collected data in the exponential age case becomes obsolete much faster than the linear age case (c.f. Sec. V-B2). Finally, we can clearly see CoWu achieves smaller k -QAoI than RR-scheduling by transmitting a wake-up signal at the right timing against the deadline, i.e., by selecting the appropriate parameter of ζ .

2) *Timing Analysis Considering Different Characteristics of Physical Process*: Figs. 5 and 6 show the optimal timing of CoWu signal and optimal k -QAoI against the value of α for the exponential age in Eq. (4), where we set $N = 100$, $k = 5$, $e_c = 0$, $p = 0.0606$, $\Gamma = 1000$, and $V_{\text{th}} = 46$. Here, the optimal timing of wake-up signaling is obtained based on the heuristic approach. Note that the value of α represents the

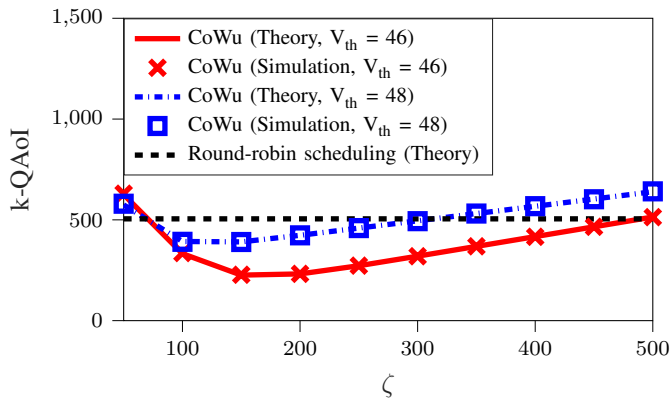


Fig. 3: k -QAoI of CoWu against ζ , where $V_{th} = 46$ and $V_{th} = 48$ (Linear age).

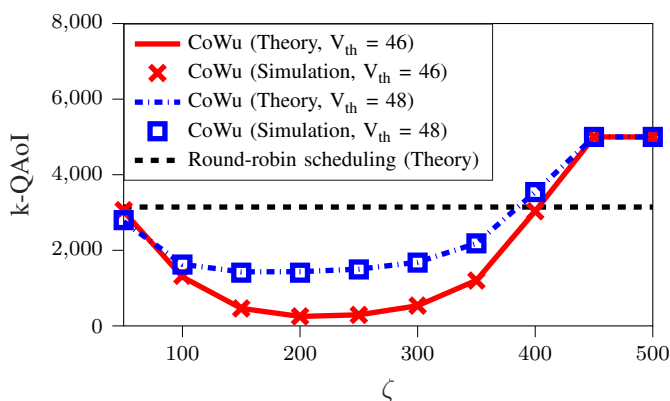


Fig. 4: k -QAoI of CoWu against ζ , where $V_{th} = 46$ and $V_{th} = 48$ (Exponential age with $\alpha = 0.02$).

different speeds of changes of the physical process: smaller (larger) α represents a slowly (fast) changing physical process. From Fig. 5, we can see that, in the range of large α , the value of ζ_{opt} becomes smaller, in which each node should transmit data later time in order to prevent data staleness at the deadline. This is because earlier transmission of wake-up signal leads to data staleness when the speed of change of the observed physical process is higher. On the other hand, when α is smaller, the earlier transmission of CoWu signal (a larger value of ζ) is the best strategy in order to reduce k -QAoI, by which the probability of succeeding in data transmission by the deadline for each wake-up node increases. Here, with a smaller range of α , e.g. ($\alpha < 0.01$), we can see that the ζ_{opt} becomes smaller as the value of α decreases. In this range, thanks to the slowly changing physical process, failure of data transmission does not significantly deteriorate k -QAoI as $f_s(\Gamma)$ is small. Thus, the sink can transmit a wake-up signal at a later time to collect fresher information from the sensor nodes to reduce k -QAoI. The result of Fig. 5 brings us insight into the importance of the timing of wake-up signaling in accordance with the characteristics of physical process observed by each sensor.

Next, from Fig. 6, we can see that k -QAoI of both schemes becomes larger as α becomes larger. This is because collected data becomes obsolete faster when the speed of changes of the observed physical process is higher. Focusing on the difference

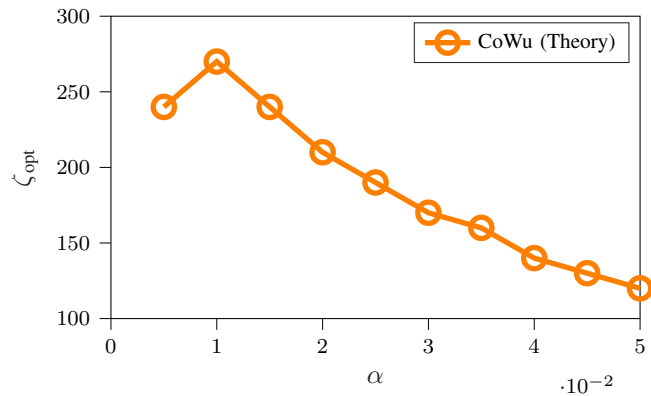


Fig. 5: Optimal timing of CoWu signal ζ_{opt} against α (Exponential age with $\alpha = 0.02$).

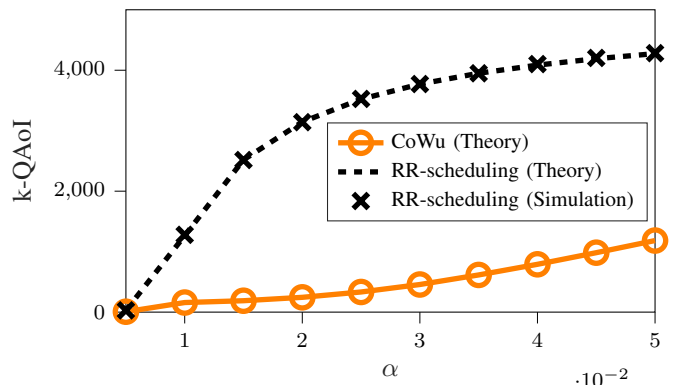


Fig. 6: Optimal k -QAoI of CoWu against α .

of schemes, from Fig. 6, we can see that the performance of CoWu outperforms RR-scheduling in terms of k -QAoI. In RR-scheduling, some nodes transmit data earlier to realize reliable data collection, by which the age of these earlier transmission nodes becomes larger, especially when the value of α is higher. On the other hand, CoWu can achieve smaller k -QAoI because only nodes that observe value equal to or more than V_{th} wake up and transmit data in the relatively late time, which prevents collected data at the deadline from being obsolete.

3) *Impact on the Timing of CoWu Signaling against Γ* : Fig. 7 shows the optimal timing of CoWu signaling denoted as ζ_{opt} against the age penalty Γ , where we set $N = 100$, $k = 5$, $e_c = 0$, $p = 0.0606$, and $V_{th} = 46$ with linear age scenario of Eq. (4). From Fig. 7, we can see that an optimal timing of CoWu signaling ζ_{opt} becomes larger as the value of Γ increases. Recall that, the value of Γ corresponds to the penalty for the data collection failure. If the value of Γ is small, the value of the penalty for the data collection failure becomes smaller, which realizes a lower k -QAoI of nodes when failing to report by the deadline. In this case, it is desirable for the sink to transmit a CoWu signal at the time just before the deadline to improve AoI at the deadline. On the other hand, the larger Γ implies the sink has not received data for a very long period of time, so it can not exploit any temporal knowledge. In this case, reliability for data collection becomes more important, as it gives the sink fresh information on top- k set. That is why the optimal timing of CoWu signal ζ becomes larger when the

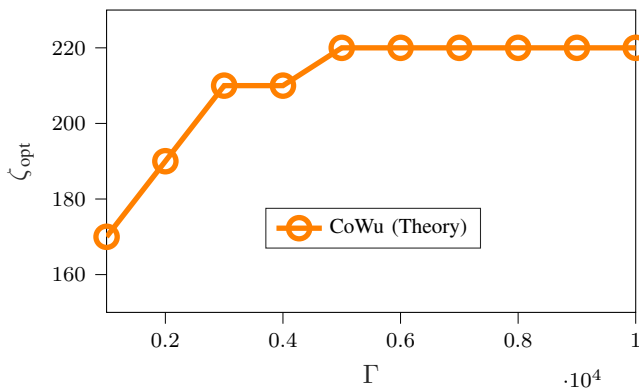


Fig. 7: Optimal timing of CoWu signal ζ_{opt} against Γ (Linear age).

value of Γ increases. Finally, it can be observed that the value of ζ_{opt} becomes constant after Γ exceeds 5,000 because of the constraint of maximum age A_{max} .

C. Effectiveness of CoWu

1) *Investigation of the Impact of Packet Error*: Fig. 8 shows k -QAoI of CoWu and RR-scheduling against the value of e_c , where we set $N = 100$, $k = 10$, $V_{\text{th}} = 46$, $\zeta = 150$, and the optimal transmission probability of p obtained by Eq. (29), with linear age scenario in (4), and evaluate the cases of $\Gamma = 1000$ and $\Gamma = 5000$. First, from Fig. 8, we can see that k -QAoI of each scheme becomes larger as the value of e_c increases. In CoWu, the node that fails to transmit data due to the single packet error continues to attempt data transmission following p -persistent CSMA, which increases the contention time and decreases the probability of succeeding in data transmission by the deadline, which is why k -QAoI increases as the value of e_c increases. On the other hand, in RR-scheduling, if a single packet error occurs for a time slot, the sink can not retrieve the information of the observation values of this failed packet, by which k -QAoI of RR-scheduling becomes larger. Next, focusing on the case where the penalty for the data transmission failure is relatively small, i.e., the case for $\Gamma = 1000$, we can see that CoWu achieves smaller k -QAoI than that of RR-scheduling. This is because, in CoWu, each node can retransmit data following the operation of p -persistent CSMA when experiencing a single packet error, which increases the chance of success in data transmission. On the other hand, in RR-scheduling, as mentioned above, the k -QAoI becomes higher by the penalty of Γ when the single packet error occurs. Next, focusing on the case for $\Gamma = 5000$, first, we can see that the slope of k -QAoI of both CoWu and RR-scheduling is larger than that of the case for $\Gamma = 1000$. This is simply because of the increasing penalty value of Γ for the data collection failure. We can also see that k -QAoI of CoWu becomes larger than that of RR-scheduling for the case of $e_c = 0$ and $\Gamma = 5000$. When the value of the Γ is higher, it is important for the sink to collect the fresh data from the sensor nodes. In RR-scheduling, all nodes can reliably transmit data to the sink when $e_c = 0$ because there is no collision, while in CoWu, data transmission failure may occur due to the congestion or inappropriate threshold of CoWu, by which

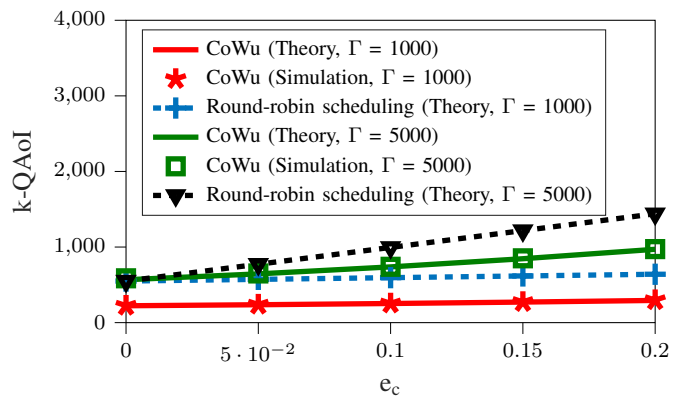


Fig. 8: k -QAoI of CoWu and RR-scheduling against e_c (Linear age).

the k -QAoI becomes larger, especially when the value of Γ is larger. That is why k -QAoI of CoWu becomes larger than that of RR-scheduling when $\Gamma = 5000$ and $e_c = 0$. However, even if the value of Γ is higher, such as $\Gamma = 5000$, we can see that the CoWu can achieve much smaller k -QAoI than that of RR-scheduling when the value of e_c is larger.

2) *Minimum Energy Consumption*: In order to compare the performance of CoWu and RR-scheduling, in terms of minimum energy consumption under the k -QAoI constraint, we obtain the optimal parameter set of $\{V_{\text{th}}, \zeta\}$ in Eq. (30), where γ_{th} is set to the k -QAoI of RR-scheduling, $\bar{\Delta}_k^{\text{RR}}(N)$. Fig. 9 shows the minimum total energy consumption of CoWu obtained by Eq. (30) with RR-scheduling against N , when they are applied for timely top-5 data collection, where we set $e_c = 0$ and $\Gamma = 1000, 5000$ for the linear age case, in Eq. (4). In Fig. 9, total energy consumption of CoWu for the number of nodes equal to or less than 40 are not plotted. This is because CoWu can not realize smaller k -QAoI than RR-scheduling over this range of number of nodes. However, we can see that as the number of nodes becomes larger, CoWu can satisfy the constraint of k -QAoI, in which minimum total energy consumption of CoWu becomes smaller as N increases. This is because as the number of nodes increases, the k -QAoI of round robin scheduling becomes larger, by which the sink can select the appropriate parameter ζ with a relatively larger threshold of V_{th} for CoWu signaling under the constraint of k -QAoI of RR-scheduling. Further, from Fig. 9, we can also see that the minimum total energy consumption of CoWu becomes larger as Γ increases. This is because, as Γ increases, the sink is required to set a relatively smaller threshold of V_{th} in order to avoid the increase of k -QAoI by the penalty of Γ , by which total energy consumption of sensor nodes increases. Finally, we can see that CoWu can achieve smaller energy consumption for larger number of nodes while satisfying the constraint of k -QAoI, thanks to the suppression of wake-up of nodes that observe unrelated data for the top- k query. From this result, we can clearly see the effectiveness of CoWu against RR-scheduling in terms of k -QAoI and total energy consumption.

3) *Maximum k* : This section investigates the maximum k as formulated in Eq. (33) for the four types of settings:

- Setting 1: We assume linear age, $\Gamma = 1000$, and collision channel, i.e., $e_c = 0$.

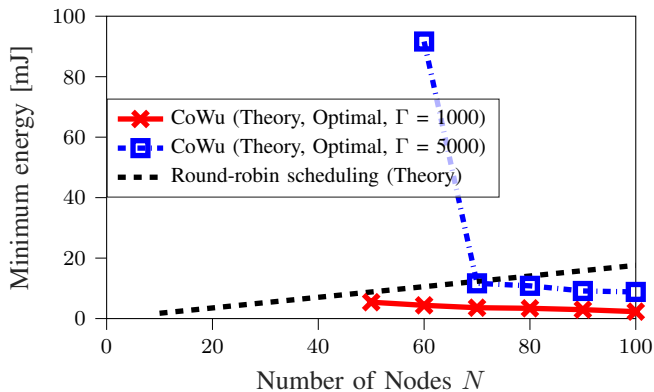


Fig. 9: Total energy consumption against the number of nodes for CoWu and RR-scheduling (Linear age).

- Setting 2: We assume linear age, $\Gamma = 1000$, and collision channel and erasure channel with the constant error probability $e_c = 0.1$.
- Setting 3: We assume linear age, relatively large age-penalty $\Gamma = 5000$, and collision channel i.e., $e_c = 0$.
- Setting 4: We assume exponential age with $\alpha = 0.02$, $\Gamma = 1000$, and collision channel i.e., $e_c = 0$.

In this analysis, γ_{th} and ϵ_{th} in Eq. (33) are set to $\bar{\Delta}_k^{RR}(N)$ in Eq. (16) and $E_{total}^{RR}(N)$ in Eq. (17), respectively. With this setting, we can investigate the maximum value of k , under which the CoWu outperforms RR-scheduling in terms of total energy consumption and k -QAoI.

Fig. 10 shows the results of maximum k against the different parameter settings. First, we can see that the value of k becomes larger as the number of nodes increases. In RR-scheduling, data staleness for the nodes that transmit data very early time can not be avoided to realize reliable data transmission, which increases the average k -QAoI and its negative effect becomes larger as the number of nodes increases. On the other hand, CoWu achieves both high information freshness and high energy efficiency by carefully tuning the parameters $\{\zeta, V_{th}\}$, especially when the value of k is small.

Next, focusing on the different settings, we can see that setting 3 achieves the lowest maximum k than other settings. When the penalty for data transmission failure is large, which corresponds to settings 3, the sink needs to set a relatively small threshold V_{th} of CoWu and transmit CoWu signal earlier time in order to alleviate the negative effect for the data collection failure, which increases the energy consumption and k -QAoI. Comparing the results of setting-1 and 3, we can see that the maximum k of setting-3 is always smaller than setting-1, depicted by a black line. This is because, as the value of Γ becomes larger, k -QAoI of CoWu becomes larger as discussed in Sec. V-B3, while total energy consumption and k -QAoI of RR-scheduling only depends on the number of nodes N , when $e_c = 0$.

Furthermore, we can see that the maximum k of setting 2 is equal to or larger than that of setting 1. When the single packet error occurs, k -QAoI of RR-scheduling becomes larger by the penalty of Γ , as it decreases the reliability of data collection. That is why the maximum k of setting 2 becomes larger than

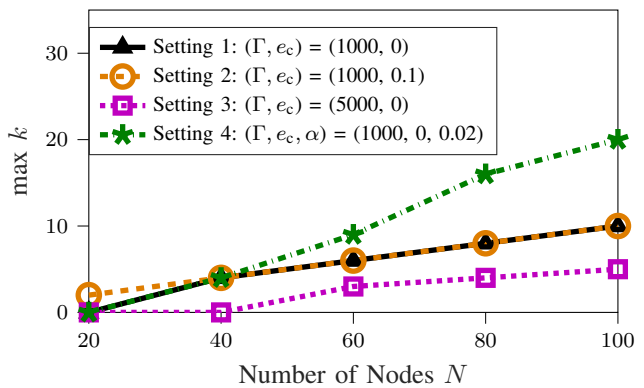


Fig. 10: Maximum k for CoWu against number of nodes with a different parameters settings.

that of setting 1 when the number of nodes is 20.

Finally, from Fig. 10, we can see that the maximum k of settings 4, in which we apply the exponential age (loss) function, is much larger than other settings. This is mainly because the k -QAoI of RR-scheduling becomes significantly larger due to the requirement to transmit data at an earlier time, whose age increases faster than the case of linear age. On the other hand, in CoWu, we can suppress the increasing value of loss for the case of exponential age in Eq. (4) by activating only the subset of nodes whose observations are highly likely to belong to the top- k set at T by sending wake-up signal just before the deadline.

From these observations, we can conclude that CoWu outperforms RR-scheduling in the context of timely top- k data collection in the IIoT scenario in terms of total energy consumption and k -QAoI when the number of nodes equal to or larger than 60. We also calculate the ratio of the maximal value of k against N , which we call the maximum k - N ratio as in [5], based on the results obtained in Fig. 10, which shows the maximum region that the CoWu outperforms the RR-scheduling in terms of k -QAoI and total energy consumption. With our calculation, we confirmed that the maximum k - N ratio reaches 0.2.

Finally, this article reveals the effectiveness of CoWu under the assumption that the sink has perfect knowledge of the parameter of the physical process, such as α , by which the sink can select the optimal parameters for CoWu signal, i.e., ζ and V_{th} . It is worth emphasizing that, in practice, the parameter of $\{\zeta, V_{th}\}$ should be carefully chosen considering the uncertainty of knowledge/statistics (e.g., α), as it directly affects the performance of CoWu.

VI. CONCLUSIONS

In this article, we have applied CoWu in a scenario where the timeliness of top- k data at the deadline is crucial to realize high information freshness of top- k data and high energy efficiency of sensor nodes. In order to investigate the performance of CoWu, we have introduced a new metric called k -QAoI and derived equations of k -QAoI and total energy consumption assuming p -persistent CSMA as a MAC protocol. The performance of CoWu in the timely top- k data

collection was thoroughly investigated through a wide range of parameters, which clarified the importance of timing of CoWu signaling and the threshold of CoWu, considering the required size of top- k data. With numerical evaluations, we have revealed the region and scenario where CoWu outperforms RR-scheduling in terms of k -QAoI and total energy consumption.

Possible avenues for future work include designing a wake-up control introducing the inference mechanism of the physical process to decide the optimal timing of sampling, wake-up, and data transmission for sensor nodes. Designing the wake-up control aiming the improvement of the model accuracy on the physical process is also an interesting direction.

REFERENCES

- [1] E. Sisinni, A. Saifullah, S. Han, U. Jennehag, and M. Gidlund, "Industrial internet of things: Challenges, opportunities, and directions," *IEEE Trans. Ind. Inform.*, vol. 14, no. 11, pp. 4724–4734, Nov. 2018.
- [2] W. Mao, Z. Zhao, Z. Chang, G. Min, and W. Gao, "Energy-efficient industrial internet of things: Overview and open issues," *IEEE Trans. Ind. Inform.*, vol. 17, no. 11, pp. 7225–7237, 2021.
- [3] H. Yomo *et al.*, "ROD-SAN: Energy-efficient and high-response wireless sensor and actuator networks employing wake-up receiver," *IEICE Trans. Commun.*, vol. E99-B, no. 9, pp. 1998–2008, Sept. 2016.
- [4] R. Piyare, A. L. Murphy, C. Kiraly, P. Tosato, and D. Brunelli, "Ultra low power wake-up radios: A hardware and networking survey," *IEEE Commun. Surv. Tut.*, vol. 19, no. 4, pp. 2117–2157, 2017.
- [5] J. Shiraishi, H. Yomo, K. Huang, C. Stefanović, and P. Popovski, "Content-based wake-up for top-k query in wireless sensor networks," *IEEE Trans. Green Commun. Netw.*, vol. 5, no. 1, pp. 362–377, March 2021.
- [6] 3rd Generation Partnership Project, "Study on low-power wake up signal and receiver for NR (release 18)," 3GPP, Tech. Rep. 38.869, V2.0.0, 2023.
- [7] S. Wagner, K. L. Trung, and R. Knopp, "Low-power wake-up signal design in 3GPP release 18," *arXiv:2311.02976*, 2023.
- [8] J. Shiraishi *et al.*, "Query timing analysis for content-based wake-up realizing informative IoT data collection," *IEEE Wireless Commun. Letters*, vol. 12, no. 2, pp. 327–331, 2023.
- [9] B. Malhotra, M. A. Nascimento, and I. Nikolaidis, "Exact top-K queries in wireless sensor networks," *IEEE Trans. Knowl. Data Eng.*, vol. 23, no. 10, pp. 1513–1525, Oct. 2011.
- [10] S. Kaul, M. Gruteser, V. Rai, and J. Kenney, "Minimizing age of information in vehicular networks," in *Proc. 8th Annu. IEEE Commun. Soc. Conf. Sensor, Mesh Ad Hoc Commun. Netw.*, 2011, pp. 350–358.
- [11] S. Kaul, R. Yates, and M. Gruteser, "Real-time status: How often should one update?" in *Proc. IEEE Int. Conf. Comput. Commun. (INFOCOM)*, 2012, pp. 2731–2735.
- [12] F. Chiariotti *et al.*, "Query age of information: Freshness in pull-based communication," *IEEE Trans. Commun.*, vol. 70, no. 3, pp. 1606–1622, March 2022.
- [13] A. Kosta, N. Pappas, and V. Angelakis, "Age of information: A new concept, metric, and tool," *Found. Trends Netw.*, vol. 12, no. 3, pp. 162–259, 2017.
- [14] M. Costa, M. Codreanu, and A. Ephremides, "Age of information with packet management," in *Proc. IEEE Int. Symp. Inf. Theory*, 2014, pp. 1583–1587.
- [15] A. Maatouk, S. Kriouile, M. Assaad, and A. Ephremides, "The age of incorrect information: A new performance metric for status updates," *IEEE/ACM Trans. Netw.*, vol. 28, no. 5, pp. 2215–2228, 2020.
- [16] F. Alawad and F. A. Kraemer, "Value of information in wireless sensor network applications and the IoT: A review," *IEEE Sensors J.*, vol. 22, no. 10, pp. 9228–9245, 2022.
- [17] O. Ayan, M. Vilgelm, M. Klügel, S. Hirche, and W. Kellerer, "Age-of-information vs. value-of-information scheduling for cellular networked control systems," in *Proc. 10th ACM/IEEE Int. Conf. Cyber-Phys. Syst.*, 2019, pp. 109–117.
- [18] A. Kosta, N. Pappas, A. Ephremides, and V. Angelakis, "The cost of delay in status updates and their value: Non-linear ageing," *IEEE Trans. Commun.*, vol. 68, no. 8, pp. 4905–4918, 2020.
- [19] H. Tang, J. Wang, Z. Tang, and J. Song, "Scheduling to minimize age of synchronization in wireless broadcast networks with random updates," *IEEE Trans. Wireless. Commun.*, vol. 19, no. 6, pp. 4023–4037, 2020.
- [20] X. Wang, W. Lin, C. Xu, X. Sun, and X. Chen, "Age of changed information: Content-aware status updating in the internet of things," *IEEE Trans. Commun.*, vol. 70, no. 1, pp. 578–591, 2021.
- [21] B. Yin, S. Zhang, and Y. Cheng, "Application-oriented scheduling for optimizing the age of correlated information: A deep-reinforcement-learning-based approach," *IEEE Internet Things J.*, vol. 7, no. 9, pp. 8748–8759, 2020.
- [22] Q. He, G. Dán, and V. Fodor, "Joint assignment and scheduling for minimizing age of correlated information," *IEEE/ACM Trans. Netw.*, vol. 27, no. 5, pp. 1887–1900, 2019.
- [23] M. Moltafet, M. Leinonen, M. Codreanu, and N. Pappas, "Power minimization for age of information constrained dynamic control in wireless sensor networks," *IEEE Trans. Commun.*, vol. 70, no. 1, pp. 419–432, 2021.
- [24] J. Liu, P. Tong, X. Wang, B. Bai, and H. Dai, "Uav-aided data collection for information freshness in wireless sensor networks," *IEEE Trans. Wireless Commun.*, vol. 20, no. 4, pp. 2368–2382, 2020.
- [25] X. Gao, X. Zhu, and L. Zhai, "Aoi-sensitive data collection in multi-uav-assisted wireless sensor networks," *IEEE Trans. Wireless Commun.*, vol. 22, no. 8, pp. 5185–5197, 2023.
- [26] J. Wang, X. Cao, B. Yin, and Y. Cheng, "Sleep-wake sensor scheduling for minimizing aoi-penalty in industrial internet of things," *IEEE Internet Things J.*, vol. 9, no. 9, pp. 6404–6417, 2021.
- [27] G. Zhang, C. Shen, Q. Shi, B. Ai, and Z. Zhong, "Aoi minimization for wsn data collection with periodic updating scheme," *IEEE Trans. Wireless Commun.*, vol. 22, no. 1, pp. 32–46, 2022.
- [28] F. Li, Y. Sang, Z. Liu, B. Li, H. Wu, and B. Ji, "Waiting but not aging: Optimizing information freshness under the pull model," *IEEE/ACM Trans. Netw.*, vol. 29, no. 1, pp. 465–478, 2020.
- [29] F. Chiariotti, A. E. Kalør, J. Holm, B. Soret, and P. Popovski, "Scheduling of sensor transmissions based on value of information for summary statistics," *IEEE Netw. Lett.*, vol. 4, no. 2, pp. 92–96, June 2022.
- [30] J. Holm, F. Chiariotti, A. E. Kalør, B. Soret, T. B. Pedersen, and P. Popovski, "Goal-oriented scheduling in sensor networks with application timing awareness," *IEEE Trans. Commun.*, 2023.
- [31] P. M. de Sant Ana, N. Marchenko, P. Popovski, and B. Soret, "Age of loop for wireless networked control systems optimization," in *Proc. IEEE 32nd Annu. Int. Symp. Pers., Indoor Mobile Radio Commun. (PIMRC)*, 2021, pp. 1–7.
- [32] R. C. Carrano, D. Passos, L. C. S. Magalhaes, and C. V. N. Albuquerque, "Survey and taxonomy of duty cycling mechanisms in wireless sensor networks," *IEEE Commun. Surv. Tut.*, vol. 16, no. 1, pp. 181–194, Feb. 2014.
- [33] I. Demirkol, C. Ersoy, and E. Onur, "Wake-Up receivers for wireless sensor networks: Benefits and challenges," *IEEE Wireless Commun.*, vol. 16, no. 4, pp. 88–96, Aug. 2009.
- [34] J. Blanckenstein, J. Klaue, and H. Karl, "Energy efficient clustering using a wake-up receiver," in *Proc. 18th Eur. Wireless Conf.*, April 2012, pp. 1–8.
- [35] H. Kawakita and H. Yomo, "Wake-up control for energy-efficient anomaly detection in wireless sensor networks," in *Proc. IEEE 95th Veh. Technol. Conf. (VTC-Spring)*, 2022, pp. 1–5.
- [36] J. Shiraishi and H. Yomo, "Wake-up control for energy-efficient identifications of multiple emission sources in wireless sensor networks," in *Proc. Int. Conf. Comput., Netw. Commun. (ICNC)*, 2023, pp. 552–557.
- [37] T. Murakami, J. Shiraishi, and H. Yomo, "Cluster-based multi-hop wake-up control for top-k query in wireless sensor networks," *IEICE Trans. Commun.*, pp. 1–9, 2024.
- [38] J. Shiraishi and H. Yomo, "Periodical top-k ranking query in wireless sensor networks exploiting wake-up receivers," *IEEE Sensors J.*, vol. 21, no. 20, pp. 23 698–23 710, Oct. 2021.
- [39] H. Yomo, Y. Minami, H. Kawakita, and J. Shiraishi, "Wake-up control with kernel density estimation for top-k query in wireless sensor networks," in *Proc. IEEE Global Commun. Conf. (GLOBECOM)*, 2021, pp. 01–06.
- [40] *IEEE Standard for Local and metropolitan area networks—Part 15.4: Low-Rate Wireless Personal Area Networks (LR-WPANs)*, IEEE Std 802.15.4-2011.
- [41] K. Yedavalli and B. Krishnamachari, "Enhancement of the 802.15.4 MAC protocol for scalable data collection in dense sensor networks," *Proc. 6th Int. Symp. Model. Optim. Mobile, Ad Hoc, Wireless Netw. (WiOpt'08)*, vol. 4, pp. 152–161, April 2008.
- [42] N. Tamura and H. Yomo, "Low-overhead wake-up control for wireless sensor networks employing wake-up receivers," *IEICE Trans. Commun.*, vol. 102, no. 4, pp. 732–740, April 2019.