

An investigation of Quality Issues in Vulnerability Detection Datasets

1st Yuejun Guo

Luxembourg Institute of Science and Technology
Esch-sur-Alzette, Luxembourg
yuejun.guo@list.lu

2nd Seifeddine Bettaieb

Luxembourg Institute of Science and Technology
Esch-sur-Alzette, Luxembourg
seifeddine.bettaieb@list.lu

Abstract—Vulnerability detection is a crucial yet challenging task to identify potential weaknesses in software for cyber security. Recently, deep learning (DL) has made great progress in automating the detection process. Due to the complex multi-layer structure and a large number of parameters, a DL model requires massive labeled (vulnerable or secure) source code to gain knowledge to effectively distinguish between vulnerable and secure code. In the literature, many datasets have been created to train DL models for this purpose. However, these datasets suffer from several issues that will lead to low detection accuracy of DL models. In this paper, we define three critical issues (i.e., data imbalance, low vulnerability coverage, biased vulnerability distribution) that can significantly affect the model performance and three secondary issues (i.e., errors in source code, mislabeling, noisy historical data) that also affect the performance but can be addressed through a dedicated pre-processing procedure. In addition, we conduct a study of 14 papers along with 54 datasets for vulnerability detection to confirm these defined issues. Furthermore, we discuss good practices to use existing datasets and to create new ones.

Index Terms—deep learning, software vulnerability detection, dataset quality

1. Introduction

Detecting vulnerabilities plays a vital role in protecting software applications from potential security threats. By automating the detection process, organizations can quickly respond and mitigate risks, which is especially important given the increasing number of vulnerabilities in today’s digital landscape. According to the Common Vulnerabilities and Exposures (CVE) Details¹, 25,227 vulnerabilities were been reported in 2022 and 5910 have already emerged within three months in 2023.

Vulnerability detection is a challenging task that requires the analysis of vast amounts of code, often in various programming languages and with different styles and structures. Traditional approaches to vulnerability detection, such as rule-based [12] and signature-based [23] methods, rely on human experts to pre-define a set of rules or patterns, which can be time-consuming to develop and may not be effective in identifying new or previously unknown vulnerabilities. By contrast, deep learning (DL) has been proven to be a promising alternative given its ability

to automatically learn complex patterns and features from a large amount of source code [4], [21], [28].

Despite the significant progress in DL-based vulnerability detection, the availability of high-quality benchmark datasets remains a major challenge. As highly data-driven, DL models require a large number of data in the training procedure to tune parameters. Several datasets have been created and open-sourced in the literature (see Table 1 for more details) to facilitate the study on vulnerability detection. However, the quality of these datasets is often poor, which can lead to inaccurate, biased, or incomplete results of DL models for vulnerability detection. For instance, the quality of datasets can refer to the coverage of vulnerability types (please refer to Section 3.1.2 for more details). If the vulnerability of denial of service (DoS) is not involved in the training set, a detection model is unlikely to identify a code sample with this vulnerability as vulnerable since no related knowledge has been gained.

In this paper, we aim to reveal issues in existing datasets that need to be aware of when creating new datasets and addressed when using existing ones to improve the effectiveness of vulnerability detection models. Specifically, based on 54 existing datasets from 14 papers about vulnerability detection, we define two types of issues, critical and secondary, based on the degree that an issue can affect the detection performance and the difficulty to be addressed. Such critical issues include small sampling size and data imbalance, low coverage of vulnerability types, and bias in vulnerability distribution. Secondary issues, on the other hand, may also affect the model performance but can be addressed through a careful check and pre-processing before feeding into training a DL model. These issues include errors in raw data, mislabeling on source code, and noisy historical data. Finally, based on our findings, we provide actionable suggestions to researchers when using existing datasets as well as creating new ones.

2. Background and Related Work

DL-based vulnerability detection has become an increasingly important component of software security as it enables developers and security professionals to identify potential vulnerabilities more quickly and accurately than manual testing. The process involves the training of a DL model that analyzes source code for known patterns that may indicate the presence of a vulnerability, such as buffer overflows, SQL injection, or cross-site scripting [1]. Various DL models have been developed and proved to

1. <https://www.cvedetails.com/browse-by-date.php>

perform effectively on given test code, such as the graph neural network-based model Devign [28] and the large-scale pre-trained model CodeBERT [21].

Nonetheless, the effectiveness of DL-based vulnerability detection models highly depends on the quality of the data that is used for training. If the data is incomplete, inconsistent, or biased, the models may produce unreliable results leading to a false sense of security in addition to wasted resources. Therefore, ensuring the quality of data is essential for the success of vulnerability detection.

The quality issue in existing datasets has attracted the attention of researchers. A recent study [6] found that 20-71% of vulnerabilities are inaccurate in its considered four existing datasets and 17-99% data is duplicated. Jimenez *et al.* [10] demonstrated that noisy historical data that is labeled secure but actually is undiscovered vulnerabilities can cause the detection accuracy decrease by over 20%. Garg *et al.* [9] confirmed that taking the noisy historical data into consideration helps to improve a DL model’s performance on vulnerability prediction.

3. Issues in Existing Datasets For Vulnerability Detection

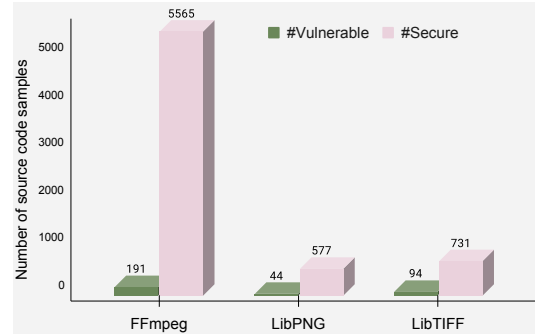
We categorize the issues in existing datasets for DL-based vulnerability detection into two types, critical and secondary, based on their impact on training a DL model with SOTA performance and the difficulty to be addressed by data pre-processing. Here, pre-processing refers to common operations to prepare data before training DL models, such as removing comments, removing empty lines, writing data into a unified format (e.g., JSON and PKL files), and splitting data for training, validation, and testing. Additionally, a study on 14 references listed in Table 1 is conducted to instantiate these issues.

3.1. Critical issues

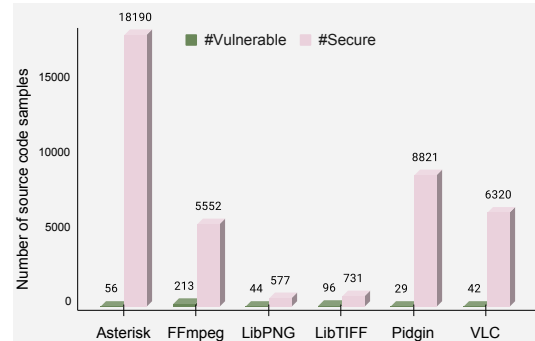
This category includes inherent issues that can heavily affect a model’s performance and cannot be addressed through pre-processing.

3.1.1. Small sampling size and data imbalance. Since DL models are highly data-driven, feeding sufficient source code into training is crucial when training a DL model for vulnerability detection. However, existing datasets often have a small size. On the other hand, data imbalance has been proven to be a serious problem in the literature [7], [19], [24]. In vulnerability detection, this imbalance refers to the high ratio of secure code to vulnerable ones.

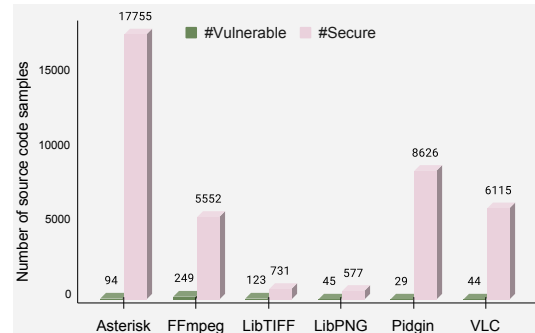
Figure 1 shows the sampling information of 27 datasets provided by seven references. The datasets from two projects, LibPNG and LibTIFF, generally are small-sized. For example, the dataset LibPNG only includes 621 source code samples in total, as shown in Figure 1(a). Concerning the sampling bias, except the FFmpeg dataset by [28] in Figure 1(e), all datasets contain more secure code samples than vulnerable ones. Particularly, the imbalance ratio reaches 325 in the Asterisk dataset provided by [18] in Figure 1(b). Here, the imbalance ratio is calculated by $\frac{\#Secure}{\#Vulnerable}$.



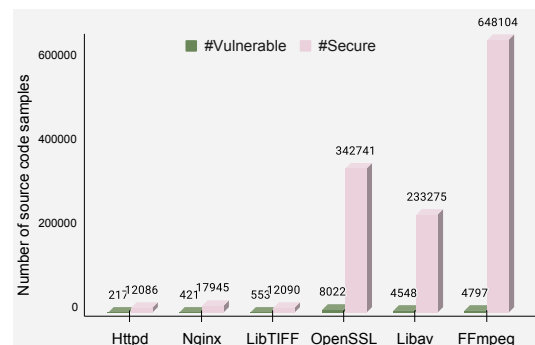
(a) Three datasets in [17]



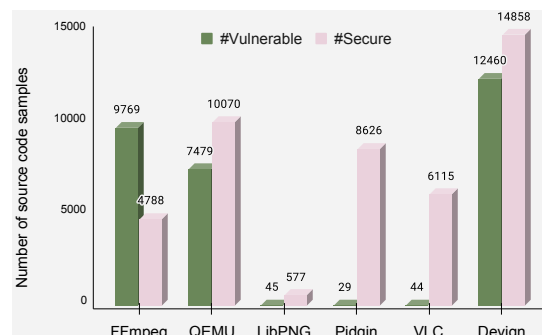
(b) Six datasets in [18]



(c) Six datasets in [16]



(d) Six datasets in [27]



(e) [28]: FFmpeg, QEMU; [21]: Devign; [15]: others

Figure 1. Number of vulnerable and secure codes provided by each reference. x-axis shows the project the data are extracted from.

TABLE 1. OVERVIEW OF COLLECTED DATASETS. **REAL**: SOURCE CODE COLLECTED FROM REAL-WORLD PROJECTS. **SYNTHETIC**: ARTIFICIALLY GENERATED CODE. **MIX**: REAL+SYNTHETIC. **PL**: PROGRAMMING LANGUAGE.

textbfRef.	Year	Type	Granularity	PL	Labeling	Availability
[22]	2014	synthetic	file	Java	known static analysis tool	-
[17]	2017	real	function	C	manual	https://github.com/DanielLin1986/function_representation_learning
[5]	2017	synthetic	function	C	manual	https://github.com/njc92/buffer_overrun_memory_network
[11]	2018	mix	binary function	C	manual	https://github.com/dascimal-org/MDSegVAE
[18]	2018	real	function	C	manual	https://github.com/DanielLin1986/TransferRepresentationLearning
[14]	2018	mix	program slice	C/C++	manual	https://github.com/CGCL-codes/VulDeePecker
[28]	2019	real	function	C	manual	https://sites.google.com/view/devign
[29]	2019	real	program slice	C	manual	https://github.com/muVulDeePecker/muVulDeePecker
[15]	2020	real	function	C	manual	https://github.com/Seahymn2019/Function-level-Vulnerability-Dataset
[20]	2020	real	project	Python	manual	-
[13]	2021	mix	program slice	C/C++	manual	https://github.com/SySeVR/SySeVR
[27]	2021	real	trace	C	designed static analysis tool	https://developer.ibm.com/exchanges/data/all/d2a/
[16]	2021	mix	function	C	manual	https://github.com/DanielLin1986/RepresentationsLearningFromMulti_domain
[21]	2022	real	function	C	manual	https://github.com/microsoft/CodeXGLUE/tree/main/Code-Code/Defect-detection/dataset

3.1.2. Low coverage of vulnerability types. Vulnerability detection models are expected to detect a broad range of vulnerability types, including common ones such as denial of service (DoS) and cross-site scripting (XSS), as well as less common ones such as HTTP response splitting and cross-site request forgery (CSRF) vulnerabilities [1]. However, existing datasets often have limited coverage of vulnerability types, which can lead to false negatives or an overall poor detection.

Table 2 lists the vulnerability types included in the 18 datasets provided by four references where the vulnerability of a source code sample is available. In total, 28 vulnerability types are covered by all references, which belong to 10 vulnerability type families [1], bypass something, XSS, DoS, directory traversal, code execution, gain privileges, overflow, gain information, SQL injection, and file inclusion. Other vulnerability families, such as HTTP response splitting and CSRF, are not covered by any dataset. In addition, note that each vulnerability family includes several vulnerability types, while in the list, most vulnerability types belong to the DoS (ID: 4-13) and the code execution (ID: 5-8, 15-23) vulnerability families. On the other hand, none of the four references could cover all listed vulnerability types.

TABLE 2. LIST OF VULNERABILITY TYPES INCLUDED IN DATASETS PROVIDED BY RELATED REFERENCES.

ID	Vulnerability type	[17]	[18]	[15]	[16]
1	Bypass a restriction or similar		✓		✓
2	Bypass a restriction or similar obtain information		✓		✓
3	Cross-site scripting		✓	✓	✓
4	Denial of service	✓	✓	✓	✓
5	Denial of service execute code		✓	✓	✓
6	Denial of service execute code memory corruption	✓	✓	✓	✓
7	Denial of service execute code overflow	✓	✓	✓	✓
8	Denial of service execute code overflow memory corruption	✓	✓		✓
9	Denial of service memory corruption	✓	✓		✓
10	Denial of service obtain information	✓	✓		✓
11	Denial of service overflow	✓	✓	✓	✓
12	Denial of service overflow memory corruption	✓	✓	✓	✓
13	Denial of service overflow obtain information	✓	✓		✓
14	Directory traversal		✓	✓	✓
15	Execute code	✓	✓	✓	✓
16	Execute code file inclusion	✓			
17	Execute code gain privileges		✓		✓
18	Execute code memory corruption		✓	✓	✓
19	Execute code memory corruption obtain information		✓	✓	✓
20	Execute code overflow	✓	✓	✓	✓
21	Execute code overflow bypass a restriction or similar		✓	✓	✓
22	Execute code overflow memory corruption	✓	✓		✓
23	Execute code SQL injection	✓			
24	Gain privileges		✓		✓
25	Obtain information	✓	✓	✓	✓
26	Overflow	✓	✓	✓	✓
27	Overflow memory corruption	✓	✓	✓	✓
28	Unspecified	✓	✓	✓	✓
	In total	18	24	16	25

3.1.3. Bias in vulnerability distribution. Vulnerability distribution refers to the numerical proportion of vulnerability types in a given dataset. Bias in the distribution

could force a vulnerability prediction model to learn more from majority types during the training procedure, thus the model will perform poorly on minority types.

Figure 2 shows the vulnerability distribution of six datasets provided by [18]. The first observation is that each dataset covers a different set of vulnerability types, confirming the defined coverage issue in Section 3.1.2. Second, regardless of the dataset, vulnerabilities are distributed unevenly. Remarkably, in FFmpeg, nine out of 15 vulnerability types occupy less than 1% of source code from the entire dataset.

3.2. Secondary issues

This type of issue is mainly caused by errors in raw data or outdated information, which can be addressed through a comprehensive pre-processing to avoid affecting the model performance.

3.2.1. Errors in raw data. Errors in raw data can significantly affect the accuracy of vulnerability detection algorithms. From existing datasets, we have found errors including empty source code files, extra lines, and inconsistent file formats.

[18] includes 435, 195, and 205 empty source code files in Asterisk, Pidgin, and VLC, respectively. Without being informed, these empty files will be processed normally to train a detection model. However, since they do not provide any pattern, the detection model to be trained can be misled to learn real patterns for secure and vulnerable source code.

All the 18 datasets provided by [17], [18], [15], and [16] have the issue of containing an extra line at the beginning of a separate source code file. This extra line varies a lot across different datasets, such as [16]: such as “}”, “*/”, “} EightBpsContext;”, “};”, “} AascContext;”, and “)”. Note that, without checking the source code files manually, this extra line is impossible to be removed during the pre-processing procedure. For example, the data pre-processing procedure generally filters comments by locating paired comment marks, such as “//” and “* */” for C programming language.

[17] uses ‘.txt’ for vulnerable code files and ‘.c’ for secure code files. Depending on the framework, reading files can encounter errors.

3.2.2. Mislabeling on source code. Mislabeling can severely degrade the performance of prediction models,

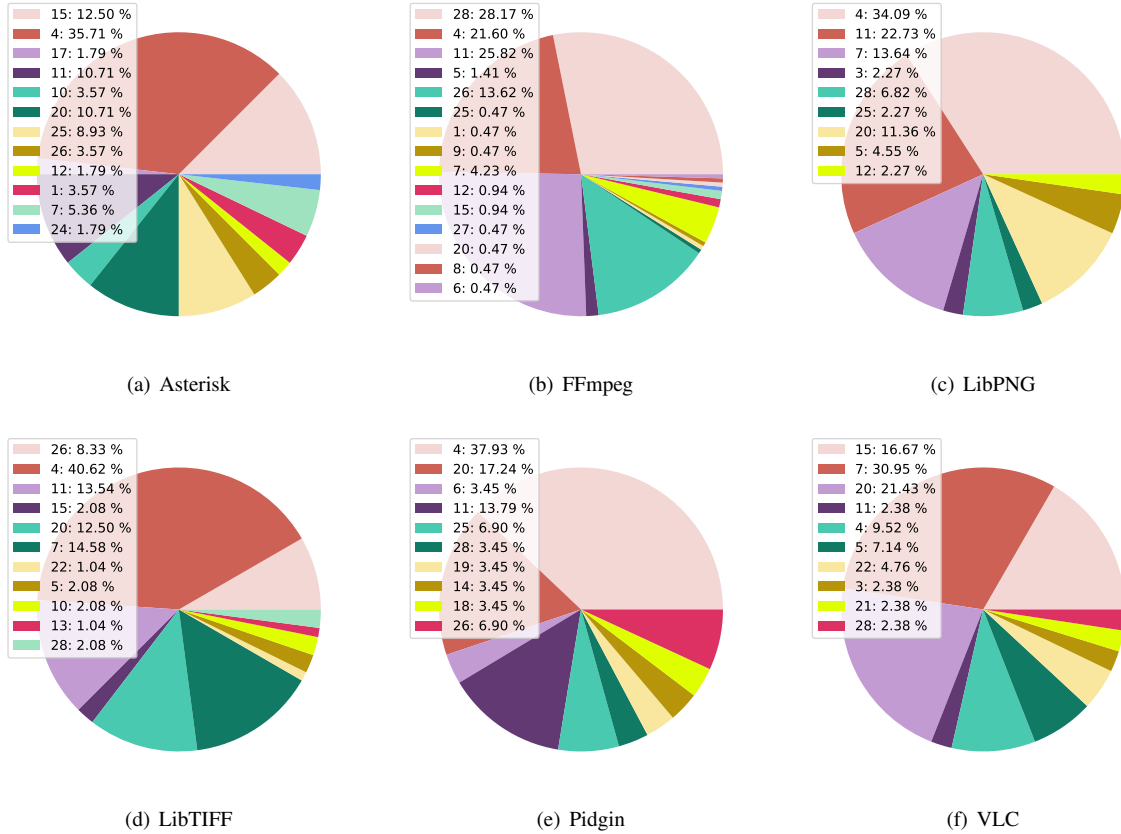


Figure 2. Vulnerability distribution in each dataset provided by [18]. Each color represents the vulnerability ID in Table 2 and the numeral text indicates the percentage of source code.

```

711 - png_debug1(1, "in %s storage function", (png_ptr->chunk_name[0] == '\0' ?
711 + png_debug1(1, "in %s storage function", ((png_ptr == NULL ||
712 + png_ptr->chunk_name[0] == '\0') ?
712 713 "text" : (png_const_charp)png_ptr->chunk_name));

```

Figure 3. An example of mislabeling.

which occurs due to the labeling manner. Generally, code files are extracted from open-source projects from GitHub and labels are manually given based on commit messages and descriptions in the national vulnerability database (NVD) [2]. Both commit messages and NVD entries are manually curated and analyzed, which is error-prone even with experienced software developers [3]. Another way is to use static code analysis tools as shown in Table 1, which is less accurate than the manual manner.

Figure 3 shows an example of mislabeling in the LibPNG dataset provided by [18]. The code file (including green lines in the example) named “cve-2016-10087.c” indicates that the source code is vulnerable that allows context-dependent attackers to cause a NULL pointer dereference vectors. However, according to the commit message on GitHub², the green lines are the patch of the corresponding vulnerable code (in red), thus, the label should be secure instead of vulnerable.

3.2.3. Noisy historical data. Noisy historical data [9], [10] refers to the phenomenon that code labeled as

secure might be identified as vulnerable in the future given that most vulnerabilities are discovered much later than when they are introduced. For example, the `decode_main_header()` function in FFmpeg is recently reported to have the null pointer dereference flaw³. However, when collecting data before the report, this function will be considered as secure.

4. Good Practices

Using existing datasets: Critical issues are difficult to be addressed by data pre-processing, but there are techniques to mitigate their impact on the model performance. For the sampling size issue, data augmentation [8] can be applied to increase the number of data during training. To force the model learn more from vulnerable code in imbalanced datasets, weighted loss functions, such as focal loss [19] and mean squared error loss [24], can be applied instead of the default cross entropy loss. Concerning the low vulnerability coverage issue, one can consider to merge several datasets that cover different vulnerabilities or just focus on detecting source code with included vulnerabilities. Last, code refactoring [26] and adversarial code attacks [25] can help to generate more similar code samples without changing the semantics to reduce the bias in vulnerability distribution.

For secondary issues, the quality of existing datasets can be improved by designing an advanced pre-processing

2. More details can be found at: <https://github.com/glennrp/libpng/commit/a4d439b97507b54d7f08543e03eb8f006ea73bc5?diff=unified>

3. <https://nvd.nist.gov/vuln/detail/CVE-2022-3341>

method to remove errors and reduce noise from the raw data. Note that, the errors mentioned in Section 3.2.1 do not exist in all studied datasets and may not cover all cases. A thorough check should be made to develop the operations for a comprehensive pre-processing. To reduce noise, one should look into latest commit messages related to each code file and modify the labels when necessary.

Creating new datasets: When collecting source code from open-source projects, all found issues should be kept in mind. An exhaustive pre-processing step is highly recommended to avoid errors and noise in data. When assigning labels to collected data, both static analysis tools and expert manual manner should be considered to avoid mislabeling. In addition, one should include as much information as possible, such as vulnerability type, source project, and commit id, instead of only including labels to allow for tracking and re-checking.

5. Conclusion

The accuracy and efficacy of deep learning (DL)-based vulnerability detection models highly rely on the quality of data used for training. Poor data quality can lead to unreliable results, false positives, and false negatives. In this paper, we define three critical and three secondary issues that occur in existing datasets. Furthermore, we provide actionable guidance to assist researchers in addressing these issues when using existing datasets or creating new ones with high quality.

Acknowledgements

This work was supported by the European Commission under the Horizon Europe Programme, as part of the project LAZARUS (<https://lazarus-he.eu/>) (Grant Agreement no. 101070303).

References

- [1] Cve details: the ultimate security vulnerability datasource. <https://www.cvedetails.com/>.
- [2] National vulnerability database. <https://nvd.nist.gov/>.
- [3] Nikolaos Alexopoulos, Manuel Brack, Jan Philipp Wagner, Tim Grube, and Max Mühlhäuser. How long do vulnerabilities live in the code? a large-scale empirical measurement study on foss vulnerability lifetimes. In *31st USENIX Security Symposium (USENIX Security 22)*, pages 359–376, Boston, MA, August 2022. USENIX Association.
- [4] Saikat Chakraborty, Rahul Krishna, Yangruibo Ding, and Baishakhi Ray. Deep learning based vulnerability detection: Are we there yet? *IEEE Transactions on Software Engineering*, 48(09):3280–3296, sep 2022.
- [5] Min-Je Choi, Sehun Jeong, Hakjoo Oh, and Jaegul Choo. End-to-end prediction of buffer overruns from raw source code via neural memory networks. In *Proceedings of the 26th International Joint Conference on Artificial Intelligence, IJCAI’17*, page 1546–1553. AAAI Press, 2017.
- [6] Roland Croft, M. Ali Babar, and Mehdi Kholoosi. Data quality for software vulnerability datasets, 2023.
- [7] Yin Cui, Menglin Jia, Tsung-Yi Lin, Yang Song, and Serge Belongie. Class-balanced loss based on effective number of samples. In *IEEE/CVF Conference on Computer Vision and Pattern Recognition (CVPR)*, pages 9260–9269, 2019.
- [8] Zeming Dong, Qiang Hu, Yuejun Guo, Maxime Cordy, Mike Papadakis, Zhenya Zhang, Yves Le Traon, and Jianjun Zhao. Mixcode: enhancing code classification by mixup-based data augmentation. In *30th IEEE Conference on Software Analysis, Evolution and Reengineering (SANER)*, Macau SAR, China, 2023.
- [9] Aayush Garg, Renzo Degiovanni, Matthieu Jimenez, Maxime Cordy, Mike Papadakis, and Yves Le Traon. Learning from what we know: how to perform vulnerability prediction using noisy historical data. *Empirical Software Engineering*, 27(7):169, 2022.
- [10] Matthieu Jimenez, Renaud Rwemalika, Mike Papadakis, Federica Sarro, Yves Le Traon, and Mark Harman. The importance of accounting for real-world labelling when predicting software vulnerabilities. In *Proceedings of the 27th ACM Joint Meeting on European Software Engineering Conference and Symposium on the Foundations of Software Engineering, ESEC/FSE 2019*, page 695–705, New York, NY, USA, 2019. Association for Computing Machinery.
- [11] Tue Le, Tuan Nguyen, Trung Le, Dinh Phung, Paul Montague, Olivier De Vel, and Lizhen Qu. Maximal divergence sequential autoencoder for binary software vulnerability detection. In *International Conference on Learning Representations*, 2019.
- [12] Moohun Lee, Sunghoon Cho, Changbok Jang, Heeyong Park, and Euiin Choi. A rule-based security auditing tool for software vulnerability detection. In *International Conference on Hybrid Information Technology*, volume 2, pages 505–512, 2006.
- [13] Zhen Li, Deqing Zou, Shouhuai Xu, Hai Jin, Yawei Zhu, and Zhaoxuan Chen. Sysevr: a framework for using deep learning to detect software vulnerabilities. *IEEE Transactions on Dependable and Secure Computing*, 19(04):2244–2258, July 2022.
- [14] Zhen Li, Deqing Zou, Shouhuai Xu, Xinyu Ou, Hai Jin, Sujuan Wang, Zhijun Deng, and Yuyi Zhong. Vuldeepecker: a deep learning-based system for vulnerability detection. In *25th Annual Network and Distributed System Security Symposium (NDSS)*. The Internet Society, 2018.
- [15] Guanjun Lin, Wei Xiao, Jun Zhang, and Yang Xiang. Deep learning-based vulnerable function detection: a benchmark. In Jianying Zhou, Xiapu Luo, Qingni Shen, and Zhen Xu, editors, *Information and Communications Security, CCS ’20*, pages 219–232, Cham, 2020. Springer International Publishing.
- [16] Guanjun Lin, Jun Zhang, Wei Luo, Lei Pan, Olivier De Vel, Paul Montague, and Yang Xiang. Software vulnerability discovery via learning multi-domain knowledge bases. *IEEE Transactions on Dependable and Secure Computing*, 18(5):2469–2485, 2021.
- [17] Guanjun Lin, Jun Zhang, Wei Luo, Lei Pan, and Yang Xiang. Vulnerability discovery with function representation learning from unlabeled projects. In *Proceedings of the ACM SIGSAC Conference on Computer and Communications Security, CCS ’17*, page 2539–2541, New York, NY, USA, 2017. Association for Computing Machinery.
- [18] Guanjun Lin, Jun Zhang, Wei Luo, Lei Pan, Yang Xiang, Olivier De Vel, and Paul Montague. Cross-project transfer representation learning for vulnerable function discovery. *IEEE Transactions on Industrial Informatics*, 14(7):3289–3297, 2018.
- [19] Tsung-Yi Lin, Priya Goyal, Ross Girshick, Kaiming He, and Piotr Dollár. Focal loss for dense object detection. *IEEE Transactions on Pattern Analysis and Machine Intelligence*, 42(2):318–327, 2020.
- [20] Bingchang Liu, Guozhu Meng, Wei Zou, Qi Gong, Feng Li, Min Lin, Dandan Sun, Wei Huo, and Chao Zhang. A large-scale empirical study on vulnerability distribution within projects and the lessons learned. In *Proceedings of the ACM/IEEE 42nd International Conference on Software Engineering, ICSE ’20*, page 1547–1559, New York, NY, USA, 2020. Association for Computing Machinery.
- [21] Shuai Lu, Daya Guo, Shuo Ren, Junjie Huang, Alexey Svyatkovskiy, Ambrosio Blanco, Colin B. Clement, Dawn Drain, Daxin Jiang, Duyu Tang, Ge Li, Lidong Zhou, Linjun Shou, Long Zhou, Michele Tufano, Ming Gong, Ming Zhou, Nan Duan, Neel Sundaresan, Shao Kun Deng, Shengyu Fu, and Shujie Liu. Codexglue: a machine learning benchmark dataset for code understanding and generation. *CoRR*, abs/2102.04664, 2021.

- [22] Riccardo Scandariato, James Walden, Aram Hovsepian, and Wouter Joosen. Predicting vulnerable software components via text mining. *IEEE Transactions on Software Engineering*, 40(10):993–1006, 2014.
- [23] Janaka Senanayake, Harsha Kalutarage, Mhd Omar Al-Kadri, Andrei Petrovski, and Luca Piras. Android source code vulnerability detection: a systematic literature review. *ACM Computing Surveys*, 55(9), jan 2023.
- [24] Shoujin Wang, Wei Liu, Jia Wu, Longbing Cao, Qinxue Meng, and Paul Kennedy. Training deep neural networks on imbalanced data sets. pages 4368–4374, 07 2016.
- [25] Zhou Yang, Jieke Shi, Junda He, and David Lo. Natural attack for pre-trained models of code. In *International Conference on Software Engineering*, ICSE '22, page 1482–1493, New York, NY, USA, 2022. Association for Computing Machinery.
- [26] Shiwen Yu, Ting Wang, and Ji Wang. Data augmentation by program transformation. *Journal of Systems and Software*, 190:111304, 2022.
- [27] Yunhui Zheng, Saurabh Pujar, Burn Lewis, Luca Buratti, Edward Epstein, Bo Yang, Jim Laredo, Alessandro Morari, and Zhong Su. D2a: a dataset built for ai-based vulnerability detection methods using differential analysis. In *Proceedings of the 43rd International Conference on Software Engineering: Software Engineering in Practice*, ICSE-SEIP '21, page 111–120. IEEE Press, 2021.
- [28] Yaqin Zhou, Shangqing Liu, Jingkai Siow, Xiaoning Du, and Yang Liu. Devign: effective vulnerability identification by learning comprehensive program semantics via graph neural networks. In *Proceedings of the 33rd International Conference on Neural Information Processing Systems*, Red Hook, NY, USA, 2019. Curran Associates Inc.
- [29] Deqing Zou, Sujuan Wang, Shouhuai Xu, Zhen Li, and Hai Jin. μ vuldeepecker: a deep learning-based system for multiclass vulnerability detection. *IEEE Transactions on Dependable and Secure Computing*, PP:1–1, 09 2019.