

Machine learning opportunities for online and offline tagging of photo-induced and diffractive events in continuous readout experiments

S. Ragoni¹ , J. Seger¹ , C. Anson¹ , D. Tlusty¹

*Creighton University,
2500 California Plz, Omaha,
NE 68178, United States, USA*

E-mail: simone.ragoni@cern.ch, jseger@creighton.edu,
chrisanson5@gmail.com, tlusty@gmail.com

ABSTRACT: The increasing data rates in modern high-energy physics experiments such as ALICE at the LHC and the upcoming ePIC experiment at the Electron-Ion Collider (EIC) present significant challenges in real-time event selection and data storage. This paper explores the novel application of machine learning techniques, to enhance the identification of rare low-multiplicity events, such as ultraperipheral collisions (UPCs) and central exclusive diffractive processes. We focus on utilising machine learning models to perform early event classification, even before full event reconstruction, in continuous readout systems. We estimate data rates and disk space requirements for photoproduction and central exclusive diffractive processes in both ALICE and ePIC. We show that machine learning techniques can not only optimize data selection but also significantly reduce storage requirements in continuous readout environments, providing a scalable solution for the upcoming era of high-luminosity particle physics experiments.

ARXIV EPRINT: [2410.06983](https://arxiv.org/abs/2410.06983)

¹Corresponding author.

Contents

1	Introduction	1
2	Offline and online tagging using shallow learning	2
2.1	Classification before reconstruction	2
2.2	Classification after reconstruction	4
3	Impact on the data taking	7
3.1	Data rates and storage estimates for ALICE	8
3.1.1	Disk space for UPC and diffractive events	8
3.2	Data rates and storage estimates for the ePIC experiment at the EIC	9
3.3	The impact of machine learning algorithms	9
4	Comparison with ML-based Triggers in CMS and ATLAS	10
5	Conclusion	11

1 Introduction

The interest in photonuclear reactions is growing due to the efforts of the experiments at the CERN Large Hadron Collider (LHC) and at the Relativistic Heavy Ion Collider (RHIC). Results from the ALICE, ATLAS, CMS, LHCb and STAR collaborations show that these reactions can be studied within the context of ultraperipheral collisions (UPCs). In this type of events, the two projectiles from the colliding beams pass each other at impact parameters larger than the sum of the nuclear radii. As a consequence, hadronic interactions are highly suppressed, and the interactions are mediated through photon exchanges.

The collaborations have already published results on vector meson photoproduction in UPCs, where the experimental signature is very clean: just the tracks of the particles from the decay of the vector meson, in an otherwise empty detector. A new venue for studies of UPCs consists in the study of inclusive UPCs, which instead feature particles only on one side of the detector, while on the side of the photon emitter the projectile remains intact. Another interesting process is represented by central exclusive production (CEP) which can be purely diffractive.

The relevant features of these processes are the very low rates (very small cross sections compared to purely hadronic counterparts for the current heavy ion experiments), and the very low multiplicities (typical multiplicities per unit of rapidity in central collisions at e.g. ALICE are of the order of $dN/d\eta \sim 2000$). Because of these features, both the data rates and the typical event sizes are both quite small. In addition, these events have very clean topologies containing rapidity gaps.

Current and future particle physics experiments, i.e. the ALICE experiment and the ePIC experiment at the future EIC, are moving away from dedicated triggers and towards continuous readout. Since this leads to very large datasets, there is a need to optimise the disk space needed for the events without compromising the benefits brought by not having an online trigger. Machine learning algorithms are particularly suited for this purpose, since a machine can be trained to look for patterns, without enforcing a rigorous online or offline trigger.

This paper will present two practical examples of how shallow learning techniques can be employed for the online and offline tagging of photonuclear and diffractive events within the context of continuous readout. The consequences for the data taking will be discussed. Finally, a comparison to current machine learning usage at particle physics experiments will be presented.

2 Offline and online tagging using shallow learning

While for ePIC photonuclear reactions will cover most of the data taking, in ALICE for example, photonuclear reactions happen alongside central Pb–Pb collisions, characterised by extreme multiplicities. This work will focus on classifying different categories of photonuclear reactions.

Photonuclear reactions may result in exclusive processes, such as coherent vector meson production, which have been measured by the ALICE [1], CMS [2], LHCb [3], and STAR [4] collaborations, or inclusive UPC processes, such as inclusive vector meson photoproduction or photoproduction of D^0 and \bar{D}^0 pairs. The exclusive production of vector mesons can be simulated by STARlight [5] while inclusive events can be simulated by STARlight+DPMJET [6]. To perform the studies presented in this paper, we have implemented the geometry of a toy detector composed of three parts, a single-layer central cylinder with a radius of 20 cm and a rapidity coverage of $|\eta| < 1.5$, which in the exercises here presented takes the role of a central tracker, and two planar detectors with a square geometry with a side length of 40 cm, which are positioned at 18 cm away from the interaction point, at the detector centre in this exercise, similar to the role of an endcap tracker. Both the cylinder and the planar detectors are segmented. The cylinder is divided in eight regions in azimuth ϕ and twelve regions in pseudorapidity η , while the planar detectors are grids of sixteen by sixteen tiles. Figure 1(a) and 1(b) shows interaction of the particle tracks with the elements of the toy detector for an event of coherent J/ψ production produced by STARlight and one inclusive event produced by STARlight+DPMJET, respectively. In this section we offer two examples for the online and offline tagging of photonuclear and diffractive events.

2.1 Classification before reconstruction

The first example of shallow learning algorithms would identify photo-induced events during online data taking. The algorithm learns the differences in topology between possible processes.

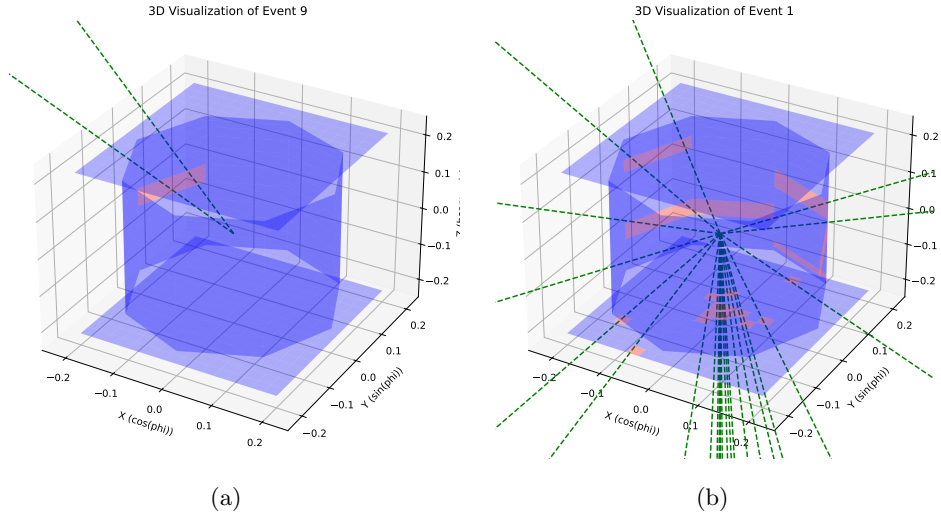


Figure 1. Figure 1(a) and 1(b) show an event of coherent J/ψ production produced by STARlight and one inclusive produced by STARlight+DPMJET, respectively. The crossed detector modules are drawn in red, while the detector modules which were not crossed by the particle tracks are drawn in blue.

In this exercise the information about the occupancy of each detector is gathered, which is akin to the data provided to a central trigger decision system, such as the one currently installed in ALICE, the Central Trigger Processor (CTP) [7]. The features that are available for the final decision are the following:

- at least *one* cylinder module was hit by a particle track;
- at least *one* left planar module was hit by a particle track;
- at least *one* right planar module was hit by a particle track;
- at least *five* cylinder modules were hit by a particle track;
- at least *five* left planar modules were hit by a particle track;
- at least *five* right planar modules were hit by a particle track;
- at least 10% of the cylinder modules were hit by a particle track;
- at least 10% of the left planar modules were hit by a particle track;
- at least 10% of the right planar modules were hit by a particle track.

These are all inputs that would be available in a very short time to the detector, and simple to implement.

The model we have trained for this purpose is a Random Forest classifier [8] from the *Scikit-learn* package [9]. Such a classifier is suitable for deployment in particle physics

experiments because it is very robust, easily traceable to physics selections, and not very prone to overfitting.

The training is performed over two categories of events. One is a set of exclusive events produced by STARlight, containing a mixture of coherent J/ψ production and exclusive lepton pair production. The second category is a set of inclusive photonuclear events $A + A \rightarrow A + X$ generated by STARlight+DPMJET.

We focus on these two categories because future EIC experiments are expected to feature essentially just these two processes. For LHC based experiments, such as ALICE, one might wish to also consider central and peripheral collisions (which however feature very high occupancy scenarios, and thus very different topologies from the two considered in the current exercise),

The results of this model are shown in figure 2(a) and 2(b). The left panel shows the confusion matrix, which shows the performance of the model in classifying the exclusive and inclusive processes, and the right panel shows the ROC curves, which show the true-positive rate against the false-positive rate. Very good performance is achieved in this exercise, since the event topologies are very different in the cases under consideration.

2.2 Classification after reconstruction

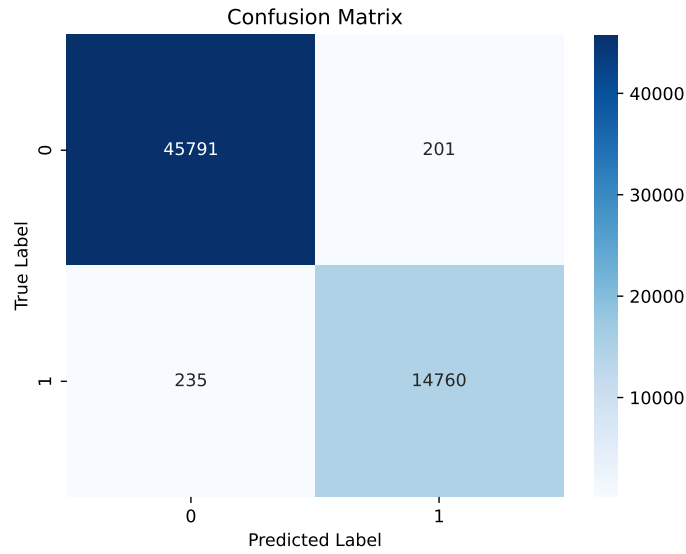
This second example of applicability of shallow learning algorithms would identify and classify photo-induced events after reconstruction. The algorithm learns the differences in topology between possible processes.

In this exercise, the tracks are available after reconstruction. This means that the four-momenta of the particle tracks are available, and can be used as input to learning algorithms. As in the case of classification *before* reconstruction, the model we have decided to train is a Random Forest classifier from the *Scikit-learn* package from Python. The training is performed over the same sets of exclusive events produced by STARlight and inclusive events produced by STARlight+DPMJET.

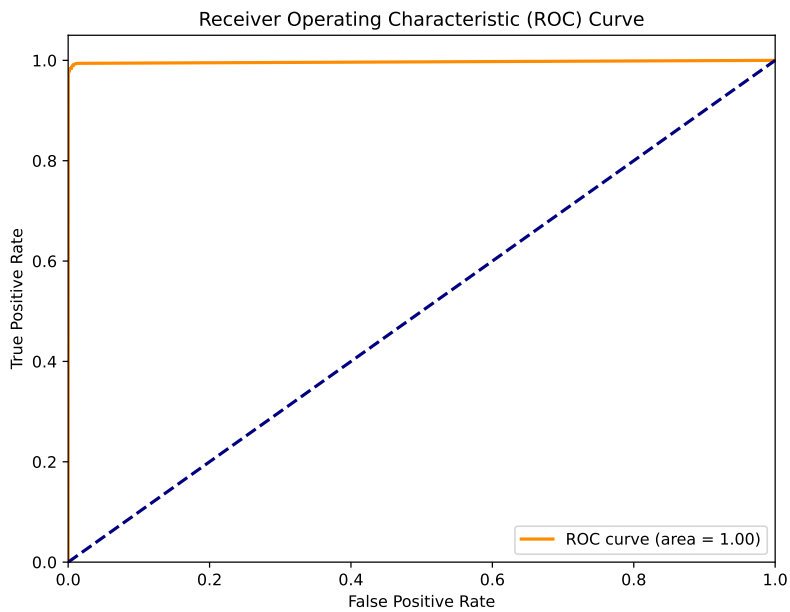
Since the four-momenta are all available, the features we have decided to use are the following:

- the event multiplicity;
- the rapidity y gap on the left side of the toy interaction point;
- the y gap on the right side of the toy interaction point;
- the sum of all four-momenta of the reconstructed tracks;
- the transverse momentum p_T of the sum of all four-momenta of the reconstructed tracks;
- the mass of the sum of all four-momenta of the reconstructed tracks.

The results of this model are shown in figure 3(a) and 3(b) for the confusion matrix and the ROC curves. Very good performance is again achieved in this exercise, due to the different event topologies. The two Random Forest models applied to the cases *before*



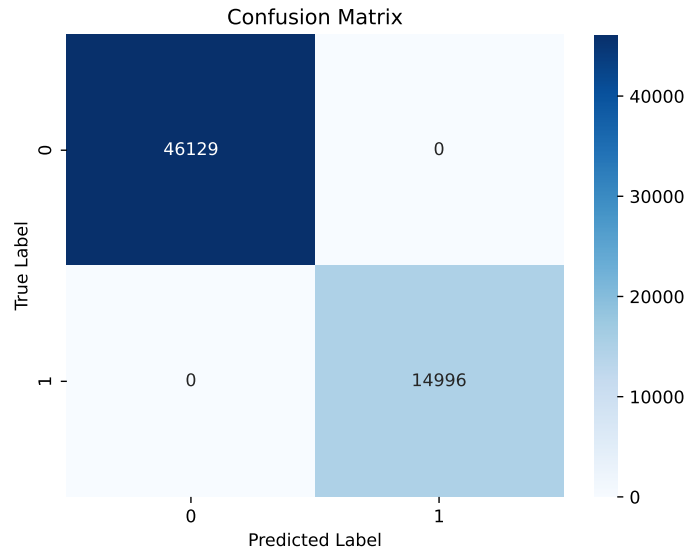
(a)



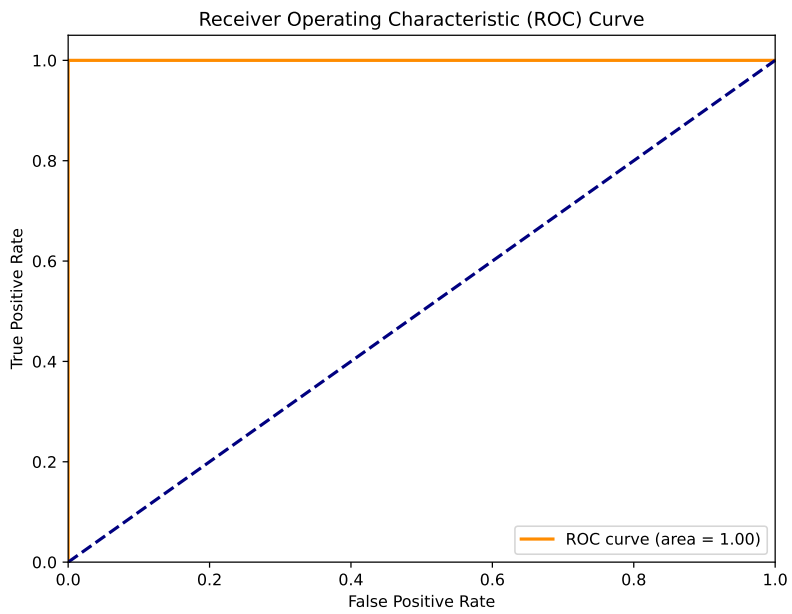
(b)

Figure 2. Figure 2(a) and 2(b) show the confusion matrix and the ROC curve of the Random Forest classifier applied to the detector occupancies, respectively. Very good performance is achieved.

and *after reconstruction* have very high performances of about 100%, since they operate in ideal conditions. The former shows how to perform this selection before reconstruction, e.g. through FPGA or software based algorithms, while the latter is purely software based, since it is after reconstruction. The two are then independent from each other, and could operate



(a)



(b)

Figure 3. Figure 3(a) and 3(b) show the confusion matrix and the ROC curve of the Random Forest classifier applied to the tracks after reconstruction, respectively. Very good performance is achieved.

simultaneously within an experiment, with the former selecting online photoinduced events, and the latter further classifying it offline as exclusive or inclusive.

3 Impact on the data taking

While this work focuses on classifying different kinds of photonuclear reactions, i.e. the ePIC case, it can of course be extended quite naturally to also incorporate central Pb–Pb collisions, such as in ALICE, since they can be quite easily differentiated from photonuclear events in nature of their overwhelmingly higher multiplicities.

The results of the previous classification exercises have important implications for the data-taking strategies in high-energy particle physics experiments. This is particularly relevant for continuous readout experiments, such as the ALICE experiment at the CERN LHC, and future experiments like the ePIC experiment at the Electron-Ion Collider (EIC).

In such experiments, there is a continuous stream of high-volume data originating from collision events. The ability to quickly classify and select interesting and rare events, such as diffractive and ultraperipheral collisions (UPCs) [10], is crucial. These events are characterized by specific topologies, such as large rapidity gaps, which are not typically seen in more common, high-multiplicity collisions like those found in central heavy-ion events.

Being able to perform real-time classification of these low-multiplicity events, even before full reconstruction, presents a unique opportunity. It allows us to stream these events directly to either online or offline dedicated reconstruction systems. This is of particular importance because low-multiplicity events, such as those in diffractive and UPC processes, are more challenging to reconstruct in the high-multiplicity environments typical of heavy-ion experiments. Real-time selection of these events would enable a faster analysis workflow, reducing the typical delays introduced by the computationally expensive reconstruction processes.

Currently in ALICE, data is stored and only afterward subjected to event skimming to identify interesting events. By contrast, the real-time application of classification models (such as Random Forest classifiers) during data taking offers a more dynamic and immediate method of event selection. This method could serve as a powerful tool in optimizing the software trigger, particularly for diffractive events, which are usually selected by vetoing signals in forward detectors. The application of machine learning techniques succeeds in an event selection which behaves in analogy to a very open online trigger, but with all possible combinations of trigger inputs - note also the lack of a need for stringent thresholds on forward rapidity detectors, usually applied as vetoes for exclusive and centrally diffractive events - thereby increasing the efficiency of event selection.

Furthermore, this real-time approach has the ability to reduce the data storage requirements. Given the nature of continuous readout experiments, the volume of data produced is immense, and the cost of storage is a limiting factor. Machine learning classifiers can be employed to preselect only the most relevant events for full storage and analysis, reducing the need to store every event in its entirety. This has the potential to downsize the overall data storage requirements for both current and future experiments.

With this in mind, we now turn to a detailed estimation of the data rates and storage requirements for both the ALICE experiment during LHC Run 3 and the ePIC experiment at the EIC. These estimates will help us understand the infrastructure and computing

resources required for effective data processing and storage, particularly in light of the continuous data stream and the potential for real-time event selection.

3.1 Data rates and storage estimates for ALICE

The ALICE experiment is expected to process significantly higher data rates during LHC Run 3 due to upgraded detectors and improved data acquisition systems. Table 3.1 summarizes the key parameters for data taking in ALICE during Run 3 [11].

Parameter	Value
Raw data rate during Pb–Pb collisions	Up to 3.5 TB/s
Sustained data rate to storage after reduction	90 GB/s
Run 3 duration (2022-2026)	4 years for Pb–Pb
Pb–Pb data-taking weeks per year	4 weeks for Pb–Pb
Total data expected for Run 3	~ 100 PB

Table 1. Key parameters for ALICE during LHC Run 3,

ALICE will operate approximately 4 weeks per year for Pb–Pb collision data taking. Using the sustained data storage rate of 90 GB/s over the four years of Run 3, the total data volume $V_{\text{Pb-Pb}}$ for the full Pb–Pb run is ≈ 870.9 TB.

However, it can be expected that ALICE will record a total data volume of up to 100 PB of data during Run 3, taking into account additional data sources such as pp and p–Pb collisions, metadata, and backups.

3.1.1 Disk space for UPC and diffractive events

Using a machine learning selection for UPC and central exclusive diffractive events will have a few benefits. Singling out these events will lead to a separate, immediate and not computationally expensive reconstruction. Also, in these types of events only a portion of the detector itself is involved, thus reducing the amount of raw data that needs to be stored, or even read out. This is particularly interesting, since not all low multiplicity events are actually of interest, i.e. UPC events or central exclusive diffractive events.

To estimate the disk space required for UPC and diffractive events, we scale the event rates relative to the total Pb–Pb cross section. Table 3.1.1 lists the cross sections for different event types. In our estimation of UPC events, we take as a baseline the coherent photoproduction cross section of ρ^0 mesons in ultraperipheral Pb–Pb collisions at $\sqrt{s_{\text{NN}}} = 5.02$ TeV, which has been measured by the ALICE collaboration to be approximately 425 mb [12]. To account for other photoproduction processes, we make a ballpark estimate by taking twice this cross section, leading to an estimated total cross section of approximately 850 mb. This estimate is based on the dominance of ρ^0 production, which has a particularly large cross section compared to other photoproduction processes. Similar arguments can be raised for diffractive events in pp, where cross sections are expected to be smaller, of the order of 1 to 10 mb [13].

Event Type	Cross Section (σ)	Comments
Pb–Pb collisions	8 barns	Baseline heavy-ion collisions
UPC events	850 mb	Ballpark value (2x coherent ρ^0 cross section)
Diffractive events	1–10 mb	Single or double diffractive processes

Table 2. Cross sections for Pb–Pb, UPC, and diffractive events at ALICE.

The event rates for UPC or diffractive events is proportional to their cross sections and the data storage rate can be scaled down further by considering the lower particle multiplicities in these events compared to central Pb–Pb collisions.

The data storage rate for these events can be estimated using the following equation, where R_{event} represents the event rate for UPC or diffractive events:

$$R_{\text{event}} = R_{\text{Pb-Pb}} \times \left(\frac{\sigma_{\text{event}}}{\sigma_{\text{Pb-Pb}}} \right) \times \frac{1}{f_{\text{mult}}} \quad (3.1)$$

Here, f_{mult} represents an empirical multiplicity reduction factor which serves to scale down the data rates taking into account the very low multiplicities which are characteristics of photo-induced reactions and of purely diffractive events. We can estimate a $f_{\text{mult, UPC}} \approx 10\text{--}100$ for UPC events and $f_{\text{mult, diff}} \approx 5\text{--}10$ for diffractive events. Using the ballpark estimate of UPC cross section from table 3.1.1 and assume $f_{\text{mult}} = 10\text{--}100$, the data storage rate for UPC or diffractive events would fall between 95.6 MB/s and 956 MB/s.

Therefore, a more accurate estimation is that UPC events contribute around 1% of the total data volume. Thus, the data volume is estimated as:

$$V_{\text{UPC}} = \frac{1}{f_{\text{mult}}} \times \frac{850 \text{ mb}}{8 \text{ barns}} \times V_{\text{Pb-Pb}} \approx 1 \text{ PB}. \quad (3.2)$$

In addition, by storing only the track information after reconstruction, the data volume can be further reduced. Assuming a data reduction factor of 10, the disk space requirements for UPC events are of the order of 0.1 PB. Thus, selecting online the interesting events would result in a significant reduction of the disk space requirements at the end of the chain, by reading out also only the involved detectors.

3.2 Data rates and storage estimates for the ePIC experiment at the EIC

The ePIC detector at the EIC will study electron-proton (e–p) and electron-ion (e–A) collisions. Table 3.2 outlines the key assumptions for the ePIC experiment [14].

Assuming the EIC operates for 30 weeks per year with 50% uptime, with a raw data rate of 100 GB/s and the assumed data reduction factor of 10, the yearly storage requirements for ePIC would be $V_{\text{EIC}} \approx 91 \text{ PB/year}$.

3.3 The impact of machine learning algorithms

The strategies here presented allow for online and offline selections of photoinduced events. As such, they behave in a similar fashion to an online trigger and an offline skimmer. The power of this technique consists of enabling the capabilities of a very open trigger while

Parameter	Value
Raw data rate during e-p and e-A collisions	100 GB/s
Data reduction factor after reconstruction	10
Total operating weeks per year	30 weeks
Uptime for data collection	50%
Total data expected per year	~ 91 PB/y

Table 3. Key parameters for the ePIC experiment at the EIC.

selecting only the interesting events. In fact, the machine learning model will behave as the combination of all possible trigger inputs leading to the selection of that event, without being restricted to a particular configuration. With regard to the offline skimmer, the machine learning model will then learn how to best optimise the thresholds of the detector modules and all possible features known *a posteriori* after reconstruction, being also able to limit the noise that traditional rectangular selections may not be able to avoid.

To summarise the findings from above, machine learning may impact data collection in two ways. During online data taking, it may provide a significant tool to reduce data rates, since the diffractive, UPC, and single rapidity gap events can be directly streamlined to a dedicated reconstruction. Additionally, machine learning applied after event reconstruction can optimise data storage, and avoid saving data which are not strictly needed to validate the purity of the sample.

4 Comparison with ML-based Triggers in CMS and ATLAS

Machine learning (ML) techniques are increasingly being integrated into the trigger systems of the CMS and ATLAS experiments to handle the high data volumes and complex event topologies in proton-proton collisions at the LHC. Both experiments have applied ML to improve event selection, particularly for high-multiplicity processes such as jets, top quarks, and Higgs bosons. In contrast, the approach discussed in this paper focuses on low-multiplicity processes, like ultraperipheral collisions (UPCs) and diffractive events in ALICE and ePIC, and uses ML to target these specific physics signatures in continuous readout environments.

CMS and ATLAS use ML in both their Level-1 and High-Level Trigger (HLT) systems to enhance real-time event selection. In CMS, convolutional neural networks (CNNs) and autoencoders are used in the Level-1 Trigger to process calorimeter and muon data, helping to identify leptons and missing transverse energy. ATLAS employs boosted decision trees (BDTs) and deep neural networks (DNNs) in its Level-1 Calorimeter Trigger to improve the identification of electrons, photons, and jets [15, 16].

In the HLT, both experiments apply ML-based approaches for b-tagging, jet substructure classification, and pile-up mitigation. ATLAS, for instance, uses ML for tracking and jet identification, while CMS is exploring recurrent neural networks (RNNs) [17] to deal with pile-up, which is a critical issue in high-luminosity environments. Both experiments

have also begun integrating hardware-accelerated ML inference, such as FPGAs, to ensure fast decision-making in their trigger systems.

The approach here presented for ALICE-like and ePIC conditions, i.e. low pile-up environments, is tailored for the efficient selection of low-multiplicity events such as UPCs and diffractive events. The use of Random Forest classifiers in ALICE and ePIC, as proposed in this paper, enables the early identification of these low-multiplicity events during continuous readout, even before full event reconstruction. This contrasts with the traditional trigger-based approach in CMS and ATLAS, where events are selected primarily to reject backgrounds in high-multiplicity collisions. The ability to apply machine learning before full reconstruction in ALICE and ePIC presents a significant opportunity to optimize storage by reducing the data volume for low-multiplicity events.

5 Conclusion

This paper presents the first application of machine learning techniques in the context of photoinduced reactions, ultraperipheral collisions (UPCs), and diffractive events. While machine learning has been widely employed in high-energy physics experiments like CMS and ATLAS, particularly for high-multiplicity events such as jets, top quarks, and Higgs bosons, this is the first time these techniques have been explored to address the unique challenges posed by low-multiplicity processes.

The approach discussed here leverages Random Forest classifiers to identify rare, low-multiplicity events in continuous readout environments, such as those present in the ALICE experiment at the LHC and the future ePIC experiment at the Electron-Ion Collider (EIC). By detecting distinctive event features, such as rapidity gaps and sparse track patterns, the proposed method provides a novel solution for real-time event selection.

Compared to CMS and ATLAS, which utilize machine learning in traditional trigger systems to handle dense event topologies, the approach described in this paper targets low-multiplicity processes also before full event reconstruction. This not only improves real-time decision-making but also offers significant reductions in data storage requirements, making it particularly well-suited for the continuous data streams in ALICE and ePIC.

In conclusion, this work opens a new avenue for using machine learning in the selection of rare processes, specifically for photoinduced reactions and diffractive events. The successful implementation of this technique could provide a scalable and efficient framework for handling the data challenges posed by future high-energy physics experiments.

Acknowledgments

This work was funded by the Department of Energy (DOE) of the United States of America (USA) through the grant DE-FG02-96ER40991.

References

- [1] ALICE collaboration, *Energy dependence of coherent photonuclear production of J/ψ mesons in ultra-peripheral Pb-Pb collisions at $\sqrt{s_{NN}} = 5.02$ TeV*, *JHEP* **10** (2023) 119 [[2305.19060](#)].
- [2] CMS collaboration, *Probing Small Bjorken- x Nuclear Gluonic Structure via Coherent J/ψ Photoproduction in Ultraperipheral Pb-Pb Collisions at $\sqrt{s_{NN}} = 5.02$ TeV*, *Phys. Rev. Lett.* **131** (2023) 262301 [[2303.16984](#)].
- [3] LHCb collaboration, *Study of exclusive photoproduction of charmonium in ultra-peripheral lead-lead collisions*, *JHEP* **06** (2023) 146 [[2206.08221](#)].
- [4] STAR collaboration, *Exclusive J/ψ , $\psi(2s)$, and $e+e-$ pair production in Au+Au ultraperipheral collisions at the BNL Relativistic Heavy Ion Collider*, *Phys. Rev. C* **110** (2024) 014911 [[2311.13632](#)].
- [5] S. Klein, J. Nystrand, J. Seger, Y. Gorbunov and J. Butterworth, *STARlight: A Monte Carlo simulation program for ultra-peripheral collisions of relativistic ions*, *Computer Physics Communications* **212** (2017) 258.
- [6] O. Djuvsland and J. Nystrand, *Single and Double Photonuclear Excitations in Pb+Pb Collisions at $\sqrt{s_{NN}} = 2.76$ TeV at the CERN Large Hadron Collider*, *Phys. Rev. C* **83** (2011) 041901 [[1011.4908](#)].
- [7] J. Kvapil et al., *ALICE Central Trigger System for LHC Run 3*, *EPJ Web Conf.* **251** (2021) 04022 [[2106.08353](#)].
- [8] L. Breiman, *Random Forests*, *Machine Learning* **45** (2001) 5.
- [9] F. Pedregosa, G. Varoquaux, A. Gramfort, V. Michel, B. Thirion, O. Grisel et al., *Scikit-learn: Machine Learning in Python*, *Journal of Machine Learning Research* **12** (2011) 2825.
- [10] A.J. Baltz et al., *The Physics of Ultraperipheral Collisions at the LHC*, *Physics Reports* **458** (2008) 1.
- [11] ALICE collaboration, *Overview of online and offline reconstruction in ALICE for LHC Run 3*, in *Connecting The Dots*, 9, 2020 [[2009.07515](#)].
- [12] ALICE collaboration, *Coherent photoproduction of ρ^0 vector mesons in ultra-peripheral Pb-Pb collisions at $\sqrt{s_{NN}} = 5.02$ TeV*, *JHEP* **06** (2020) 035 [[2002.10897](#)].
- [13] CMS collaboration, *Measurement of diffraction dissociation cross sections in pp collisions at $\sqrt{s} = 7$ TeV*, *Phys. Rev. D* **92** (2015) 012003 [[1503.08689](#)].
- [14] J.C. Bernauer et al., *Scientific computing plan for the ECCE detector at the Electron Ion Collider*, *Nucl. Instrum. Meth. A* **1047** (2023) 167859 [[2205.08607](#)].
- [15] ATLAS collaboration, *Machine Learning Algorithms for b-Jet Tagging at the ATLAS Experiment*, *J. Phys. Conf. Ser.* **1085** (2018) 042031 [[1711.08811](#)].
- [16] S. Cane, *Multi-vertex level-0 trigger for DPFPHENO*, May, 2023, <https://indico.cern.ch/event/1358339/contributions/5899371/>.
- [17] M. Stoye, *ML applications in CMS*, 2018, <https://indico.cern.ch/event/665947/attachments/1522518/2387345/datascience.pdf>.