

Cosmic neutrino background detection in the minimally extended Standard Model

Yuber F. Perez-Gonzalez^{1,2} and Jack D. Shergold³

¹Institute for Particle Physics Phenomenology, Durham University,
South Road, DH1 3LE, Durham, United Kingdom

²Departamento de Física Teórica and Instituto de Física Teórica UAM/CSIC,
Universidad Autónoma de Madrid, Cantoblanco, 28049 Madrid, Spain

³Instituto de Física Corpuscular (IFIC), CSIC,
Parc Científic, C/Catedrático José Beltrán, 2, E-46980,
Paterna, Spain

E-mail: yuber.perez@uam.es, jack.d.shergold@ific.uv.es

Abstract. We investigate the sensitivity of relic neutrino detection methods within the Standard Model, extended to include right-chiral neutrino singlets with Majorana mass terms. In particular, we study neutrino capture on unstable nuclei, the Stodolsky effect, coherent scattering, and an accelerator experiment. We demonstrate that the sensitivity transitions smoothly between Dirac and Majorana regimes, depending on the scale of lepton number violation. Importantly, neutral current interactions lead to transitions between the light and heavy neutrino states, necessitating the use of a density matrix formalism for accurate sensitivity calculations. As the oldest source of neutrinos in the universe, relic neutrinos would be able to provide an ultimate constraint on the lepton number violating scale, $m_R \gtrsim 10^{-33}$ eV, below which neutrinos would behave as Dirac fermions for all practical purposes.

Contents

1	Introduction	1
2	Minimally extended Standard Model	2
3	$C\nu B$ detectors	9
3.1	PTOLEMY	11
3.2	Stodolsky effect	14
3.3	Coherent scattering	16
3.4	Accelerator	18
4	Results	21
5	Conclusions	24
A	Mixing factors	26

1 Introduction

The cosmic neutrino background ($C\nu B$) is a firm prediction of the Λ CDM model of cosmology, a sea of primordial neutrinos which today remain undetected due to the combination of their exclusively weak interactions and sub-meV temperature. A successful detection of the $C\nu B$, produced approximately one second after the Big Bang, could give key insight into the evolution of the universe. In particular, as the $C\nu B$ predates the first atomic nuclei, its detection would give us a window into the processes that gave rise to the element abundances observed today. Additionally, as a consequence of its low temperature, many experiments aiming to detect the $C\nu B$ are also sensitive to both the neutrino mass, as well as the Dirac or Majorana nature of neutrinos [1, 2].

Despite the extreme challenges involved, there are many promising proposals to detect the $C\nu B$: thresholdless capture of neutrinos on radioactive nuclei [1, 3–8]; coherent scattering of relic neutrinos on macroscopic targets [9–18]; spin-dependent energy shifts of Standard Model (SM) fermions in a background of relic neutrinos [15–17, 19, 20]; ultrahigh energy cosmic neutrino scattering on the $C\nu B$ at the Z -resonance [14, 21]; capturing neutrinos on an ultrarelativistic ion beam [22]; modifications to atomic de-excitation rates due to Pauli blocking [23]. These have all been reviewed alongside current experimental, theoretical and cosmological constraints on the $C\nu B$ in [2]. More recently, there have also been proposals to detect the $C\nu B$ using a diffraction grating [24], observing loop induced bremsstrahlung from the scattering of relic and solar neutrinos [25], and indirectly through the anomalous cooling of neutron stars [26, 27].

Another open question is the origin of neutrino mass, shown extensively by neutrino oscillation experiments to be non-zero [28–32]. In the minimally extended Standard Model (MESM), neutrino mass is generated by the addition of right-chiral, sterile counterparts to the left-chiral SM neutrino fields. This in turn allows us to write down a Dirac mass term that mixes the active and sterile neutrinos, akin to those of the other SM fermions, along with a Majorana mass term for the sterile components. When the Majorana mass far exceeds

the Dirac mass, the light and heavy mass eigenstates remain distinct, and approximately align with the active and sterile states, respectively. This is the familiar seesaw mechanism, typically used to explain the smallness of the active neutrino mass. As we will show in Section 2, if instead the Dirac mass dominates over the Majorana mass, the mass eigenstates states mix maximally, leading to oscillations between the active and sterile neutrino states. This is the pseudo-Dirac neutrino. Once the Majorana mass becomes sufficiently small, the active-sterile oscillation baseline becomes so large that pseudo-Dirac neutrinos become indistinguishable from Dirac neutrinos, and all lepton number violating processes proceed at unobservable rates. As the oldest source of free-streaming neutrinos, the CνB is uniquely sensitive to tiny Majorana masses that give rise to oscillations with periods of order the age of the universe.

In this paper, we will explore the sensitivity of a variety of relic neutrino detection proposals in the MESM. The effect of pseudo-Dirac neutrinos on signals at the PTOLEMY experiment has already been explored in [33], where the authors demonstrate that for some combinations of parameters, the pseudo-Dirac capture rate is lower than that of purely Dirac neutrinos. Here we will extend this analysis to the Stodolsky effect [15–17, 19, 20], coherent scattering [9–18], and accelerator proposals [22], and demonstrate the smooth transition in the sensitivities from the seesaw limit to the Dirac limit discussed in [2], as the Majorana mass tends to zero. In the process, we will also find the smallest Majorana masses that can be distinguished at a future relic neutrino detection experiment.

The remainder of this paper will be organised as follows. In Section 2 we will introduce the MESM, and discuss our procedure for computing oscillation phases. Next, in Section 3 we will introduce several CνB detection proposals, and give expressions for their sensitivity to the CνB in the MESM. Following this, we will show the sensitivity of each proposal to relic neutrinos over a broad Dirac and Majorana mass parameter space in Section 4, before concluding in Section 5.

2 Minimally extended Standard Model

The observed L/E dependence of neutrino oscillations, with L the source-detector distance and E the neutrino energy, has firmly established that neutrino oscillations originate from the mismatch of the mass and flavour bases. This demonstrates that neutrinos are massive, and thus the existence of beyond Standard Model physics. When trying to extend the SM to include neutrino masses, we encounter a unique situation. As the combination $\bar{L}_\alpha \tilde{H}$ between left-chiral lepton doublets, L_α , and the conjugate of the SM Higgs doublet, \tilde{H} , has zero total hypercharge, we would need to introduce right-chiral fermionic singlets $\nu_{i,R}$, with $i = \{1, 2, 3\}$, to build neutrino mass terms. However, as nothing forbids the existence of Majorana mass terms for such singlets, the most general renormalisable Lagrangian for neutrino masses is

$$\mathcal{L}_\nu = -Y_{\alpha i} \bar{L}_\alpha \tilde{H} \nu_{i,R} + \frac{1}{2} \overline{(\nu_{i,R})^c} (M_R^*)_{ij} \nu_{j,R} + \text{h.c.}, \quad (2.1)$$

where $\alpha \in \{e, \mu, \tau\}$, Y denotes the matrix of Yukawa couplings, and M_R denotes the matrix of Majorana masses for the singlets¹. We will refer to this scenario as the minimally extended Standard Model (MESM) in what follows.

¹ M_R is defined with a complex conjugation to make diagonalisation more convenient. See [34] for more details.

As the mass terms for $\nu_{i,R}$ are not protected by the electroweak gauge symmetry, the Majorana mass scale could be much higher than the electroweak scale, reaching up to the Grand Unification scale, or conversely, could be much lower than the electroweak scale. The former case would explain the smallness of neutrino masses relative to those of the other fermions, owing to the suppression by the Majorana mass scale. This is the well-known and appealing case of the seesaw mechanism [35–44], which is also capable of explaining the observed baryon asymmetry in the universe [37]. The latter scenario, when the Majorana mass scale is suppressed relative to the electroweak scale, has received renewed attention recently [33, 45–53], due to its significantly different phenomenology. This alternative scenario, known as the pseudo-Dirac case, could arise from Planck-suppressed operators that violate total lepton number, and would lead to suppressed Majorana mass terms. From a phenomenological point of view, the pseudo-Dirac scenario gives rise to additional neutrino oscillations, not between flavour eigenstates, but rather between active and sterile states, leading to deficit of observable neutrinos depending on the mass splitting.

To put the possible effects of the MESM on firmer ground, we begin by rewriting the mass Lagrangian in (2.1) as

$$\mathcal{L}_\nu = -\frac{1}{2}\overline{N_L^c}MN_L + \text{h.c.}, \quad (2.2)$$

where

$$N_L = \begin{pmatrix} \nu_L \\ (\nu_R)^c \end{pmatrix}, \quad M = \begin{pmatrix} 0_3 & M_D^T \\ M_D & M_R^* \end{pmatrix}, \quad (2.3)$$

with $M_D = vY/\sqrt{2}$, v the vacuum expectation value of the Higgs field, $\nu_L = (\nu_e, \nu_\mu, \nu_\tau)^T$ the vector of left-chiral neutrino fields, and $\nu_R = (\nu_{1,R}, \nu_{2,R}, \nu_{3,R})^T$ the vector of right-chiral neutrino fields. The diagonalisation of M is performed in two steps. First, we define a 6×6 matrix V as

$$V = \begin{pmatrix} V_L & 0 \\ 0 & V_R^* \end{pmatrix}, \quad (2.4)$$

composed of the two unitary, 3×3 matrices, V_L and V_R , satisfying

$$V_R^\dagger M_D V_L = M_D^{\text{diag}}, \quad V_R^T M_R V_R = M_R^{\text{diag}}, \quad (2.5)$$

with $M_D^{\text{diag}} = \text{diag}(m_{1,D}, m_{2,D}, m_{3,D})$ and $M_R^{\text{diag}} = \text{diag}(m_{1,R}, m_{2,R}, m_{3,R})$. We assume that the same matrix, V_R , is responsible for the diagonalisation of both M_D and M_R . This is justifiable, as we have the freedom to redefine the singlet states since they do not partake in any gauge interactions. Furthermore, this assumption implies that there will be only mixing between the 1–4, 2–5, and 3–6 pairs. Applying the matrix V to the mass matrix, we are left with

$$V^T M V = \begin{pmatrix} 0 & M_D^{\text{diag}} \\ M_D^{\text{diag}} & M_R^{\text{diag}} \end{pmatrix} = \begin{pmatrix} 0 & 0 & 0 & m_{1,D} & 0 & 0 \\ 0 & 0 & 0 & 0 & m_{2,D} & 0 \\ 0 & 0 & 0 & 0 & 0 & m_{3,D} \\ m_{1,D} & 0 & 0 & m_{1,R} & 0 & 0 \\ 0 & m_{2,D} & 0 & 0 & m_{2,R} & 0 \\ 0 & 0 & m_{3,D} & 0 & 0 & m_{3,R} \end{pmatrix} \quad (2.6)$$

where we have assumed that M_R^{diag} is real. This new matrix is still not diagonal, but it can be diagonalised in blocks, specifically the 1–4, 2–5, and 3–6 blocks. This is achieved by

applying a second matrix

$$\vartheta = \begin{pmatrix} iC_\theta & S_\theta \\ -iS_\theta & C_\theta \end{pmatrix}, \quad (2.7)$$

where the 3×3 matrices, C_θ and S_θ , are defined as

$$C_\theta = \text{diag}(\cos \theta_1, \cos \theta_2, \cos \theta_3), \quad S_\theta = \text{diag}(\sin \theta_1, \sin \theta_2, \sin \theta_3), \quad (2.8)$$

with

$$\tan 2\theta_i = \frac{2m_{i,D}}{m_{i,R}}, \quad (2.9)$$

defining the mixing angle, θ_i , between the light and heavy neutrino mass eigenstates. Thus, the full diagonalisation of M is achieved through the matrix

$$\mathcal{V} = V \cdot \vartheta. \quad (2.10)$$

The mass eigenstates are given by

$$N_L^{\text{diag}} = (\nu_1^-, \nu_2^-, \nu_3^-, \nu_1^+, \nu_2^+, \nu_3^+)^T, \quad (2.11)$$

satisfying $N_L = \mathcal{V} N_L^{\text{diag}}$, where we use \pm to label the mass of the neutrino eigenstate,

$$m_i^\pm = \frac{1}{2} \left[\sqrt{(m_{i,R})^2 + (2m_{i,D})^2} \pm m_{i,R} \right]. \quad (2.12)$$

Finally, we note that we have fixed the CP phases in (2.10) such that the eigenstates have positive masses.

We compute our neutrino mass spectrum as follows. Assuming normal ordering, with $m_1^\pm < m_2^\pm < m_3^\pm$, we first compute the mass of the lightest neutrino pair m_1^\pm using (2.12), with $m_D \equiv m_{1,D}$ and $m_R \equiv m_{1,R}$. Next, we compute the masses of the heavier neutrino pairs, $m_{2,3}^\pm$ using the observed solar and atmospheric mass splittings, $(m_2^\pm)^2 - (m_1^\pm)^2 = \Delta m_\odot^2 = 7.41 \times 10^{-5} \text{ eV}^2$, and $(m_3^\pm)^2 - (m_1^\pm)^2 = \Delta m_{\text{atm}}^2 = 2.51 \times 10^{-3} \text{ eV}^2$, using the latest values from [54]. This fixes the remaining values of $m_{i,D}$ and $m_{i,R}$.

The neutrino fields in the flavour basis can be found by inspecting the charged current (CC) Lagrangian after rewriting the left-chiral neutrino fields in terms of the mass eigenstates

$$\begin{aligned} \mathcal{L}_{\text{CC}} &= -\frac{g}{\sqrt{2}} \sum_{\alpha,i} \bar{\ell}_{\alpha L} \gamma^\mu U_{\alpha i} (i \cos \theta_i \nu_i^- + \sin \theta_i \nu_i^+) W_\mu^\dagger + \text{h.c.} \\ &= -\frac{g}{\sqrt{2}} \sum_{\alpha} \bar{\ell}_{\alpha L} \gamma^\mu \nu_\alpha W_\mu^\dagger + \text{h.c.}, \end{aligned} \quad (2.13)$$

where g is the $SU(2)_L$ gauge coupling, and we immediately see that the flavour eigenstates are constructed from the mass eigenstates according to

$$\nu_\alpha = \sum_i U_{\alpha i} (i \cos \theta_i \nu_i^- + \sin \theta_i \nu_i^+). \quad (2.14)$$

Here, we have defined $U_{\alpha i} = (V_L^\ell)^\dagger \cdot V_L$ as the standard Pontecorvo-Maki-Nakagawa-Sakata (PMNS) mixing matrix, with V_L^ℓ the unitary matrix that diagonalises the charged lepton sector. As demonstrated in [33], the field operator $\bar{\nu}_i$ almost exclusively creates left-helicity

neutrinos and annihilates right-helicity neutrinos in the ultrarelativistic limit, whilst its counterpart ν does the opposite. As a result, the early universe will be populated by flavour eigenstates in the following combinations²

$$|\nu_\alpha(h_P = -1)\rangle = \sum_i U_{\alpha i}^* (-i \cos \theta_i |\nu_i^-\rangle + \sin \theta_i |\nu_i^+\rangle) \quad (2.15)$$

$$|\nu_\alpha(h_P = +1)\rangle = \sum_i U_{\alpha i} (i \cos \theta_i |\nu_i^-\rangle + \sin \theta_i |\nu_i^+\rangle), \quad (2.16)$$

where we use h_P to denote the helicity of the eigenstate in the early universe. These linear combinations can also be thought of as neutrinos ($h_P = -1$) and antineutrinos ($h_P = +1$). This identification is particularly clear when comparing the Stodolsky effect in the MESM to the SM prediction for Dirac neutrinos, as we will see. In the absence of significant interactions, or if neutrinos are light enough so as not to cluster, the helicity profile of the CνB in the present day should match that of the early universe. As we will see, however, it will be important to distinguish the helicity at production from the helicity in the present day, as many effects depend differently on the two, and so we will leave the present day helicity as a free parameter.

So far we have not imposed any hierarchy between M_D and M_R . Let us now consider how the two main limit scenarios affect the masses and linear combinations described above.

- *Pseudo-Dirac limit:* When $m_{i,R} \ll m_{i,D}$, neutrinos have masses

$$m_i^\pm = m_{i,D} \pm \frac{m_{i,R}}{2}, \quad (2.17)$$

corresponding to a mass difference $\delta m_i \equiv m_i^+ - m_i^- = m_{i,R}$ between each pair. As this mass splitting is much smaller than the masses themselves, neutrinos will mostly act as Dirac fermions, with the possibility of active-sterile oscillations. The states from weak interactions will be maximally mixed, $\theta_i = \pi/4$, combinations of $|\nu_i^\pm\rangle$,

$$|\nu_\alpha(h_P = -1)\rangle = \frac{U_{\alpha i}^*}{\sqrt{2}} (-i |\nu_i^-\rangle + |\nu_i^+\rangle) \quad (2.18a)$$

$$|\nu_\alpha(h_P = +1)\rangle = \frac{U_{\alpha i}}{\sqrt{2}} (i |\nu_i^-\rangle + |\nu_i^+\rangle). \quad (2.18b)$$

In the limit $m_{i,R} \rightarrow 0$, we identically recover Dirac neutrinos after recalling that a neutral Dirac fermion is a maximally mixed superposition of two identical mass Majorana fermions with opposite CP phases.

- *Seesaw.* If, on the other hand, $m_{i,R} \gg m_{i,D}$, the minus state masses are suppressed with respect of those of the plus states,

$$m_i^- = \frac{(m_{i,D})^2}{m_{i,R}}, \quad m_i^+ = m_{i,R}, \quad (2.19)$$

²The combinations produced in CC interactions will always be those in (2.15). As neutral current interactions are flavour diagonal, they will instead produce the *conventional states* given in (2.15). Owing to the large mass splittings between generations, however, the states produced in CC interactions (2.15) will decohere to the same conventional states long before today, such that this distinction makes no difference.

and the minus states will act as the conventional mass eigenstates present in standard neutrino oscillations

$$|\nu_\alpha(h_P = -1)\rangle = -iU_{\alpha i}^* |\nu_i^-\rangle, \quad (2.20a)$$

$$|\nu_\alpha(h_P = +1)\rangle = iU_{\alpha i} |\nu_i^-\rangle. \quad (2.20b)$$

A consequence of introducing three right-chiral singlets with a Majorana mass term is that we can no longer define the mass eigenstates in the same way as is done in standard neutrino oscillation treatments. However, we note that the quadratic mass splitting between the plus and minus pairs, $\delta m_i^2 \equiv (m_i^+)^2 - (m_i^-)^2 = 2m_{i,R}m_{i,D}$, must be either much larger or smaller than the experimentally measured mass differences between the three neutrino generations. This is because the existence of additional mass differences in the interval $\delta m_i^2 = [10^{-12}, 10^2] \text{ eV}^2$ is experimentally excluded, as it would modify the oscillation patterns that are well fitted by the $3 - \nu$ framework³. As a result, we expect that standard oscillations between flavour eigenstates will occur on time scales different from those between the active and sterile states, especially in the pseudo-Dirac limit. In particular, from the size of the mass splittings between the three neutrino generations we know that the flavour eigenstates must have decohered to the linear combinations

$$|\nu_i(h_P)\rangle = ih_P \cos \theta_i |\nu_i^-\rangle + \sin \theta_i |\nu_i^+\rangle, \quad (2.21)$$

long before the present day [1], which we will refer to as the *conventional* mass eigenstates in what follows. These are related to the flavour eigenstates by $|\nu_\alpha(h_P = -1)\rangle = \sum_i U_{\alpha i}^* |\nu_i(h_P = -1)\rangle$, and $|\nu_\alpha(h_P = +1)\rangle = \sum_i U_{\alpha i} |\nu_i(h_P = +1)\rangle$. We stress, however, that these linear combinations do not possess definite masses unless $m_{R_i} = 0$, which corresponds to the Dirac limit.

As a result of their different masses, the each of the six neutrino mass eigenstates states evolve with a different phase $\Phi_i^\pm(z)$, such that

$$|\nu_i^\pm(z)\rangle = \exp(-i\Phi_i^\pm(z)) |\nu_i^\pm\rangle,$$

where z defines the neutrino redshift at decoupling. Including the effects of the expansion of the universe [56–58], this phase is given by

$$\Phi_i^\pm(z) = \int_0^z \frac{dz'}{H(z')(1+z)} [(m_i^\pm)^2 + p_i^2(1+z')^2]^{\frac{1}{2}}, \quad (2.22)$$

where p_i is the present day momentum of relic neutrinos. The Hubble parameter, $H(z) = H_0 \sqrt{\Omega_m(1+z)^3 + \Omega_r(1+z)^4 + \Omega_\Lambda}$, is given in terms of the Hubble constant, H_0 , and the present day density parameters of non-relativistic matter, Ω_m , radiation Ω_r , and dark energy, Ω_Λ . In what follows, we will use the parameters as determined by Planck [59, 60].

An accurate computation of the oscillation phase (2.22) requires extreme numerical precision, as the difference in the two neutrino energies needs to be known to $\mathcal{O}(m_R)$. This is incredibly challenging, as during neutrino decoupling in the early universe, corresponding to the upper bound of the redshift integral, $p_i \sim \mathcal{O}(\text{MeV})$. We therefore require relative precision of

$$\left(\frac{m_{R,\min}}{1 \text{ MeV}}\right)^2 \simeq 10^{-80} \left(\frac{m_{R,\min}}{10^{-35} \text{ eV}}\right)^2, \quad (2.23)$$

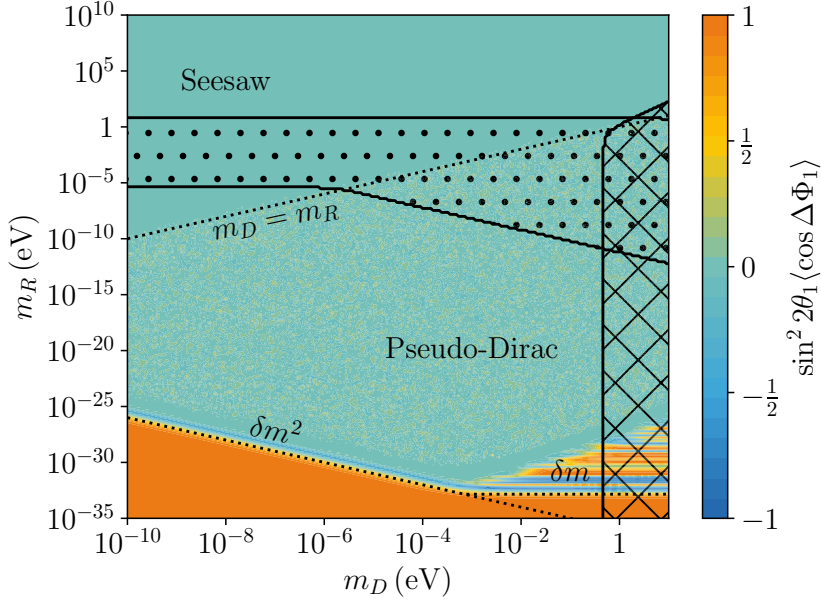


Figure 1: Averaged cosine of the phase difference $\Delta\Phi$ times $\sin^2 2\theta$ for the lightest neutrino pair, ν_1^\pm , in the plane spanned by m_R and m_D . We separate the limiting regions, *i.e.* seesaw and pseudo-Dirac, with a dotted line. See the main text for a description of each region. We also present the experimentally excluded regions from oscillations (dotted region) and KATRIN (hatched region).

to accurately compute the oscillation phases over the full parameter space. For this reason, we use the `mpmath` package [61] throughout, with decimal precision set by (2.23).

We show the cosine of the phase difference, $\Delta\Phi_i \equiv \Phi_i^+ - \Phi_i^-$, weighted by $\sin^2 2\theta_i$, over the plane spanned by m_D and m_R for the lightest neutrino generation⁴ in Figure 1. This is averaged over a normalised Fermi-Dirac distribution at the present day CνB temperature, $T_{\nu,0} = 0.168$ meV,

$$\bar{f}(p_i) = \frac{2}{3\zeta(3)T_{\nu,0}^3} \frac{1}{\exp\left(\frac{p_i}{T_{\nu,0}}\right) + 1}, \quad (2.24)$$

explicitly

$$\sin^2 2\theta_i \langle \cos \Delta\Phi_i \rangle = \sin^2 2\theta_i \int_0^\infty dp_i p_i^2 \bar{f}(p_i) \cos \Delta\Phi_i(p_i). \quad (2.25)$$

We have chosen to present such a specific combination as it is the one that will appear in the detection observables, and its absolute value is effectively a measure of how closely the neutrinos resemble a Dirac fermion for each combination of m_D and m_R . In Figure 1 there is a clear distinction between the pseudo-Dirac and seesaw regions. These regions are bounded by the line $m_R = m_D$, and the distinction is predominantly due to the term $\sin^2 2\theta$, which tends to one in the Dirac limit. Conversely, when the mixing between the plus and

³Even though some anomalies persist, such as the LSND, MiniBooNE, or BEST anomalies, it is not clear whether they originate from additional oscillations into sterile states, see e.g. [55]

⁴We plot our results in the normal mass hierarchy throughout, with $m_1^\pm < m_2^\pm < m_3^\pm$.

minus states pair is negligible, we recover the seesaw limit. In Figure 1, we also highlight the regions already excluded by experiments. The region marked with dots indicates the parameters that would induce active-sterile oscillations that could be observed in flavour oscillation experiments, whilst the hatched region indicates the values of active neutrino masses inconsistent with the recent KATRIN results [62]. In the region where $m_R \lesssim m_D$, and above the dotted curves labelled by δm^2 and δm , the mixing angle is maximal, but the phase difference differs significantly for each momentum value, such that the average over the Fermi-Dirac distribution is approximately zero. We find a more interesting behaviour when $m_R \ll m_D$, that is, in the extreme pseudo-Dirac limit. To understand this limit, let us note that the expression for the oscillation phase (2.22) has no general expansion in terms of small parameters. However, when the neutrinos are either ultra- or non-relativistic today, we can make the expansions⁵

$$\Delta\Phi_i = \int_0^{z_{\text{dec}}} \frac{dz}{(1+z)H(z)} \Delta E_i(z) \simeq \begin{cases} \frac{\delta m^2}{2\langle p_i \rangle} L_2, & \text{ultra-relativistic,} \\ \delta m L_1, & \text{non-relativistic,} \end{cases} \quad (2.26)$$

where $1 + z_{\text{dec}} = T_{\nu,\text{dec}}/T_{\nu,0} \simeq 5.95 \cdot 10^9$ defines the redshift at neutrino decoupling, assuming neutrino decoupling at a temperature $T_{\nu,\text{dec}} = 1 \text{ MeV}$, and $\langle p_i \rangle = 3.15 T_{\nu,0} \simeq 0.529 \text{ meV}$ is the mean momentum of relic neutrinos today. In (2.26), we have defined the distances [45]

$$L_n = \int_0^{z_{\text{dec}}} \frac{dz}{(1+z)^n H(z)}, \quad (2.27)$$

such that L_0 is the comoving distance, whilst $n = 1$ corresponds to the distance travelled by a massless particle from redshift z_{dec} to the present day [56–58]. For small enough mass splittings, we therefore expect the phase difference $\Delta\Phi_i \rightarrow 0$. In the ultra-relativistic case, this occurs when

$$\delta m^2 \ll \frac{2\langle p_i \rangle}{L_2} \simeq 2.89 \cdot 10^{-36} \text{ eV}^2, \quad (2.28)$$

or equivalently when the product of the Dirac and Majorana masses lies below the hyperbola defined by

$$m_D m_R = 1.44 \cdot 10^{-36} \text{ eV}^2. \quad (2.29)$$

In the non-relativistic case, the phase difference is instead minimised for

$$\delta m \simeq m_R \ll \frac{1}{L_1} \simeq 1.51 \cdot 10^{-33} \text{ eV}, \quad (2.30)$$

i.e. when the mass splitting is approximately equal to the inverse of the distance travelled by a massless particle since neutrino decoupling. In this region, neutrinos will behave exactly as Dirac fermions, as all lepton number violating processes proceed at vanishing rates, and relic neutrino states, the neutrinos with longest oscillation baseline of all, will not have deviated significantly from their early universe superpositions. The CνB is therefore the ultimate probe of the Dirac or Majorana nature of neutrinos, capable of setting the strongest constraints on the Majorana mass, $m_R \lesssim 10^{-33} \text{ eV}$.

⁵In the non-relativistic limit, the expansion $m_i^{\pm} \gg \langle p_i \rangle (1+z)$ breaks down in the early universe as $z \rightarrow z_{\text{dec}}$. However, as the integral is heavily dominated by the regions with $z \lesssim 1000$, where the expansion holds, we can still safely use the expansion.

3 CνB detectors

Each of the many proposals to search for relic neutrinos has a unique dependence on the neutrino mass, giving rise to a rich landscape of detection sensitivities [2]. In this section we will derive several of these sensitivities, explicitly those of PTOLEMY, the Stodolsky effect, coherent scattering, and an accelerator experiment in the MESM, which gives rise to additional mass and helicity dependencies.

There are two key differences between the relic neutrino detection sensitivities in the SM and the MESM: first, the incoming neutrino flux will consist of a mixture of the true mass eigenstates, ν_i^\pm , which may differ from the initial superpositions $|\nu_i(h_P)\rangle$ as defined in (2.20a). Second, neither neutral current (NC) nor charged current (CC) interactions are diagonal in the ν_i^\pm basis, potentially leading to transitions between these states, analogous to flavour-changing processes in non-standard interaction (NSI) scenarios.

To account for each of these effects, we adopt a density matrix formalism similar to that used in [63] and [64] for the case of NSI. This framework accurately captures the interplay between propagation and scattering in a non-diagonal basis and leads to correct predictions for the observables, as we will demonstrate. The general expression for a relic neutrino observable \mathcal{O} in the MESM is

$$\mathcal{O} = \sum_{\text{d.o.f.}} \mathcal{C} n_\nu(\nu_{i,h}) \text{Tr}[K \rho_i(h_P, z)]. \quad (3.1)$$

Here \mathcal{C} is some non-kinematic prefactor, which may also depend on the neutrino degrees of freedom, such as the present day helicity, h , or neutrino generation, $i \in \{1, 2, 3\}$, and where

$$n_\nu(\nu_{i,h}) = \frac{3\zeta(3)}{4\pi^2} T_{\nu,0}^3 \simeq 56 \text{ cm}^{-3}, \quad (3.2)$$

is the number density per degree of freedom⁶, given in terms of the present day relic neutrino temperature $T_{\nu,0} = 0.168 \text{ meV}$. The matrix K is the expectation value of some process-dependent kinematic operator, which we will define on a process-by-process basis, and $\rho_i(h_P, z)$ is the density matrix for the incoming CνB flux emitted at a redshift z with helicity h_P , which accounts for the evolution of the neutrino states as they propagate. The elements of the density matrix in the $|\nu_i^\pm\rangle$ basis are given by

$$\rho_i^{xy}(h_P, z) = \langle \nu_i^x(h_P, 0) | \nu_i(h_P, z) \rangle \langle \nu_i(h_P, z) | \nu_i^y(h_P, 0) \rangle, \quad (3.3)$$

with $x, y \in \{+, -\}$, such that full matrix takes the form

$$\rho_i(h_P, z) = \begin{pmatrix} \rho_i^{--} & \rho_i^{-+} \\ \rho_i^{+-} & \rho_i^{++} \end{pmatrix} = \begin{pmatrix} \cos^2 \theta_i & i h_P \cos \theta_i \sin \theta_i e^{i\Delta\Phi_i} \\ -i h_P \cos \theta_i \sin \theta_i e^{-i\Delta\Phi_i} & \sin^2 \theta_i \end{pmatrix}. \quad (3.4)$$

After performing the trace in (3.1), we therefore find the most general observable in MESM

$$\begin{aligned} \mathcal{O} &= \sum_{\text{d.o.f.}} \mathcal{C} n_\nu(\nu_{i,h}) \left[\sin^2 \theta_i K^{++} + \frac{i h_P}{2} \sin 2\theta_i (K^{+-} e^{i\Delta\Phi} - K^{-+} e^{-i\Delta\Phi}) + \cos^2 \theta_i K^{--} \right] \\ &= \sum_{\text{d.o.f.}} \mathcal{C} n_\nu(\nu_{i,h}) \left[\sin^2 \theta_i K^{++} - h_P \sin 2\theta_i \text{Im}(K^{+-} e^{i\Delta\Phi}) + \cos^2 \theta_i K^{--} \right], \end{aligned} \quad (3.5)$$

⁶The number densities of the two helicity eigenstates are only equal if neutrinos are Majorana fermions. See [1] and [2] for a comprehensive discussion.

where we have used $K^{-+} = (K^{+-})^*$ in going from the first to the second line, which follows from the hermiticity of \hat{K} , required for \mathcal{O} to be an observable. This immediately recovers the result that only the light neutrino states contribute in the seesaw limit, $\theta_i \rightarrow 0$, where the heavy states coincide almost exactly with the sterile singlet states. In the off-diagonal elements of K , we will encounter terms of the form $u(p_i^+, h)\bar{u}(p_i^-, h)$, with u the positive frequency Dirac spinor, and analogous combinations of its negative helicity counterpart, v . In general, computing the value of such terms is difficult. To simplify things, we can leverage the fact that these terms are always multiplied by $\sin \theta_i$, and will vanish in the seesaw limit. As a result, we only need to worry about them in the pseudo-Dirac regime, where $m_i^+ \simeq m_i^-$ and we can use the identities with an effective neutrino mass $\bar{m}_i \equiv (m_i^+ + m_i^-)/2$. We will denote such quantities with bars throughout. In the intermediate region, where $m_{i,D} \simeq m_{i,R}$, this formalism becomes less accurate, however, as this is both a small region, and much of it is excluded by oscillation experiments, this is of less concern. When plotting the sensitivity of each of these proposals, we will therefore shade these regions to highlight where our formalism may be less accurate. Specifically, we will highlight the regions where the quantity

$$\sin^2 2\theta_i \left(\frac{m_i^+ - m_i^-}{m_i^+ + m_i^-} \right) \geq 0.1, \quad (3.6)$$

where the quantity on the LHS of (3.6) is an estimate of the leading order uncertainty introduced by making the averaged mass approximation for the off-diagonal terms.

To determine the matrix elements of the operator \hat{K} in the $|\nu_i^\pm\rangle$ basis, we classify the detection processes into two main categories. The first category includes processes related to neutrino scattering, such as neutrino capture, explicitly PTOLEMY, coherent scattering, and accelerator experiments, where the associated operator is proportional to the cross section for the process. The second category involves modifications to the energy levels of atomic electron spin states caused by the presence of a neutrino background, known as the Stodolsky effect. In this case, the operator \hat{K} is the expectation value of the effective low-energy neutrino-electron Hamiltonian. Let us examine these two categories in more detail.

1. **Scattering processes:** In this case, we again follow [63] and [64], and define $\hat{K} \propto \hat{\sigma}$, with $\hat{\sigma}$ the generalised cross section relevant for the process, having matrix elements σ^{xy} with $x, y \in \{+, -\}$, in the $|\nu_i^\pm\rangle$ basis. For a $\nu_i^x + P \rightarrow f + D$ process, in which f could be either a neutrino or charged lepton and P, D are parent and daughter nuclei, such matrix elements are obtained via

$$\frac{d\sigma^{xy}}{dt} \propto \mathcal{M}^*(\nu_i^x + P \rightarrow f + D) \mathcal{M}(\nu_i^y + P \rightarrow f + D), \quad (3.7)$$

where t is the usual Mandelstam variable, and we have omitted the phase-space factors for brevity. We additionally note that when the final state is a neutrino, *i.e.* $f = \nu_i^z$, a sum over $z \in \{+, -\}$ should be performed. To construct each of these amplitudes, and importantly get the correct sign of $i \cos \theta_i$, we follow the rules set out in Appendix A.

2. **Stodolsky effect:** Since the Stodolsky effect is proportional the expectation value of the neutrino-electron Hamiltonian H_{int} in a relic neutrino background, we will simply have that $K = H_{\text{int}}$. The matrix elements of H_{int} will be

$$H_{xy}(s_e) = \langle e_{s_e}, \nu_i^y | H_{\text{int}} | e_{s_e}, \nu_i^x \rangle, \quad (3.8)$$

with $|e_{s_e}\rangle$ the electron states with spin s_e .

Before examining each detection proposal, we make one final, but important comment about the neutrino helicity. In the absence of significant interactions between decoupling, and provided that neutrinos are not massive enough to cluster⁷, their helicity in the present day will be the same as that in the early universe. However, we note that helicity is not a Lorentz invariant parameter, and that transformations between the CνB reference frame and the laboratory frame, estimated to be moving at a speed $\beta_\oplus \simeq 10^{-3}$ relative to the CνB frame [2], can change the helicity. As such, we will only use h_P to denote the linear superpositions of $|\nu_i^\pm\rangle$ that appear in the density matrix, and h when dealing with observables in K . Consequently, we will need to know the relations between the neutrino fluxes in the CνB frame and the lab frame. Following [2], the helicity dependent fluxes are related in the two frames by

$$n_\nu(\nu_{i,h}) = \delta_{h,h_P}(1 - \mathcal{P}_i)n_\nu(\nu_{i,h_P}) + (1 - \delta_{h,h_P})\mathcal{P}_i n_\nu(\nu_{i,h'_P}), \quad (3.9)$$

where $h'_P \neq h$, and \mathcal{P}_i is the probability of a neutrino flipping helicity given by

$$\mathcal{P}_i = \frac{1}{2} \left[1 - \mathcal{H}(\beta_i - \beta_\oplus) \left(1 - \frac{2}{\pi} \arcsin \left(\frac{\beta_\oplus}{\beta_i} \right) \right) \right], \quad (3.10)$$

where \mathcal{H} denotes the Heaviside step function. Any helicity asymmetry present in the CνB in its own reference frame will therefore completely vanish for those momenta corresponding to $\beta_i \leq \beta_\oplus$, corresponding to $\mathcal{P}_i \rightarrow \frac{1}{2}$. As we will see, this will have particularly important consequences for the Stodolsky effect. Finally we note that when transforming n_ν between frames, we will use the velocity corresponding to the neutrino mass corresponding to the type of term that they multiply, m_i^+ if they multiply ρ_i^{++} , m_i^- if they multiply ρ_i^{--} , and \bar{m}_i if they multiply $\rho_i^{\pm\mp}$. We again justify this choice by noting that the $\rho_i^{\pm\mp}$ terms will vanish in the seesaw limit, and so the choice is irrelevant there, and that in the pseudo-Dirac limit, the masses are almost degenerate.

We will now examine each detection proposal, highlighting its specific features within the framework of the density-matrix approach.

3.1 PTOLEMY

We first turn our attention to the PTOLEMY experiment [1–4, 6–8], where the idea is to capture an electron neutrino from the CνB on a tritium atom in the process

$$\nu_e + {}^3\text{H} \rightarrow e^- + {}^3\text{He}^+, \quad (3.11)$$

and measure the energy of the outgoing electron with extreme precision. Upon absorbing a relic neutrino of energy E_i , the electron will be emitted with energy⁸ $E_{\text{C}\nu\text{B}} \simeq Q + E_i$, with $Q \simeq 18.6$ keV the energy released in tritium beta decay. After counting many electrons, including those from the natural beta decays of tritium, emitted with kinetic energy up to $E_{\text{max}} \simeq Q - m_i$, we arrive at a spectrum analogous to the toy spectrum shown in Figure 2. The appearance of peaks displaced from the beta decay endpoint energy by $\sim 2m_i$ is therefore a clear indicator of relic neutrino capture.

⁷The minimum mass for neutrinos to cluster has been estimated in [18] as $m_i \gtrsim 0.29$ eV. As neutrinos of this mass are disfavoured by cosmological bounds [65], we will assume that neutrinos do not cluster.

⁸Here we have neglected nuclear recoil energy for clarity. As this is expected to exceed the neutrino mass, it should be included when determining the experimental resolution at PTOLEMY. See [1] for more details.

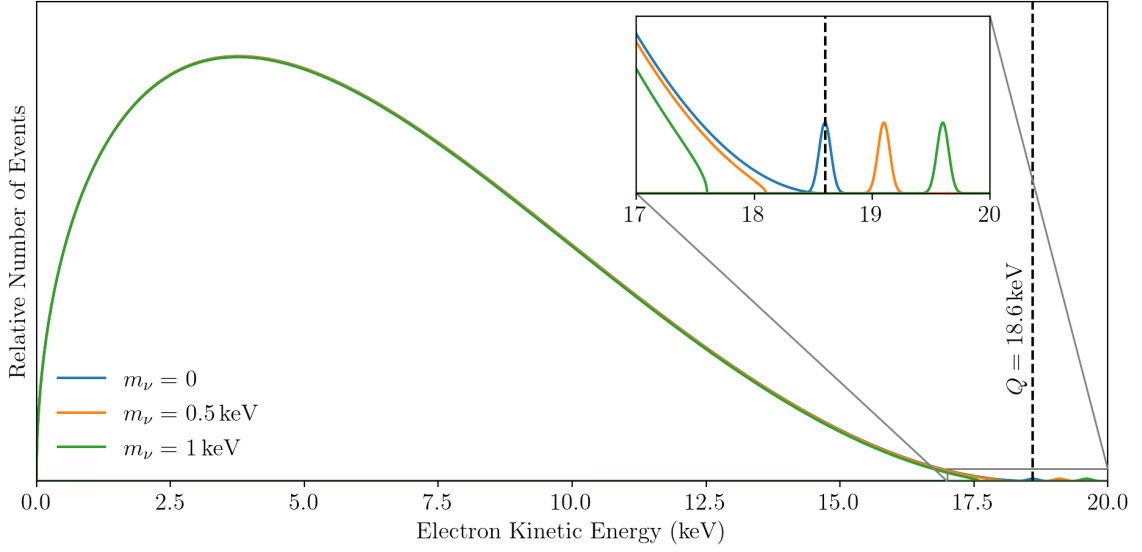


Figure 2: Toy electron energy spectrum at a PTOLEMY-like experiment, for the exaggerated neutrino masses $m_\nu = 0$ keV (blue), 0.5 keV (orange), and 1 keV (red). The electrons with kinetic energy less than the beta decay energy, $Q = 18.6$ keV, originate from tritium beta decays, whilst those to the right are due to relic neutrino capture.

To determine the expected neutrino capture rate at PTOLEMY in the MESM, we compute

$$\Gamma = N_T \sum_{i,h} n_\nu(\nu_{i,h}) \text{Tr}[\sigma_P \rho_i(h_P, z)], \quad (3.12)$$

where $N_T \simeq 2 \cdot 10^{25}$ the number of atoms in $m_T = 100$ g of tritium, $h = 1$ for right-helicity neutrinos, $h = -1$ for left-helicity neutrinos, and where σ_P is the generalised cross section for PTOLEMY. The generalised cross section for neutrino capture on tritium is

$$\sigma_P = \begin{pmatrix} \sigma_P^{--} & \sigma_P^{-+} \\ \sigma_P^{+-} & \sigma_P^{++} \end{pmatrix} = |U_{ei}|^2 \sigma_0 \begin{pmatrix} \cos^2 \theta_i \mathcal{A}_{i,h}^- & -\frac{i}{2} \sin 2\theta_i \bar{\mathcal{A}}_{i,h} \\ \frac{i}{2} \sin 2\theta_i \bar{\mathcal{A}}_{i,h} & \sin^2 \theta_i \mathcal{A}_{i,h}^+ \end{pmatrix}, \quad (3.13)$$

where σ_0 is the capture cross section, which for neutrinos with energies much less than a few keV takes the approximately constant value $\sigma_0 \simeq 3.84 \cdot 10^{-45} \text{ cm}^2$. The helicity dependent factor is

$$\mathcal{A}_{i,h}^x = 1 - h\beta_i^x, \quad (3.14)$$

with β_i^x the neutrino velocity. Inserting the appropriate elements into (3.12), and using (3.5), we therefore find the capture rate

$$\begin{aligned} \Gamma &= N_T \sum_{i,h,h_P} |U_{ei}|^2 \sigma_0 n_\nu(\nu_{i,h}) \left[\cos^4 \theta_i \mathcal{A}_{i,h}^- - \frac{h_P}{2} \sin^2 2\theta_i \cos \Delta\Phi_i \bar{\mathcal{A}}_{i,h} + \sin^4 \theta_i \mathcal{A}_{i,h}^+ \right] \\ &= 4.07 \text{ y}^{-1} \left(\frac{m_T}{100 \text{ g}} \right) \sum_{i,h,h_P} |U_{ei}|^2 \left(\frac{n_\nu(\nu_{i,h})}{56 \text{ cm}^{-3}} \right) \left[\cos^4 \theta_i \mathcal{A}_{i,h}^- - \frac{h_P}{2} \sin^2 2\theta_i \cos \Delta\Phi_i \bar{\mathcal{A}}_{i,h} \right. \\ &\quad \left. + \sin^4 \theta_i \mathcal{A}_{i,h}^+ \right]. \end{aligned} \quad (3.15)$$

As all but the lightest generation must be non-relativistic if we assume a constant temperature $T_{\nu,0}$ for all three generations, we expect that $\mathcal{A}_{i,h} \sim 1$ in most scenarios, such that the neutrino capture rate is largely independent of the neutrino kinematics.

Now we can examine the two limits. In the seesaw limit, only the light neutrino terms survive, and we are left with

$$\Gamma_{\text{SS}} = N_T \sum_{i,h,h_P} |U_{ei}|^2 \sigma_0 n_\nu(\nu_{i,h}) \mathcal{A}_{i,h}^-, \quad (3.16)$$

recovering the result for Majorana neutrinos given in [1] and [2]. On the other hand, in the pseudo-Dirac limit, we set $\mathcal{A}_{i,h}^+ \simeq \mathcal{A}_{i,h}^- \simeq \bar{\mathcal{A}}_{i,h}$. This leaves us with

$$\Gamma_{\text{PD}} = N_T \sum_{i,h,h_P} |U_{ei}|^2 \sigma_0 n_\nu(\nu_{i,h}) \bar{\mathcal{A}}_{i,h} \left[1 - \frac{1}{2} \sin^2 2\theta_i (1 + h_P \cos \Delta\Phi_i) \right]. \quad (3.17)$$

After explicitly substituting in the production helicity, h_P , we see that the term in square brackets is precisely the probability of oscillating to a detectable state as given in [33]

$$\begin{aligned} P(\nu_{i,h_P} \rightarrow \nu_{i,d}) &= 1 - \frac{1}{2} \sin^2 2\theta_i (1 + h_P \cos \Delta\Phi_i) \\ &= 1 - \sin^2 2\theta_i \times \begin{cases} \sin^2 \left[\frac{\Delta\Phi_i}{2} \right], & h_P = -1, \\ \cos^2 \left[\frac{\Delta\Phi_i}{2} \right], & h_P = +1. \end{cases} \end{aligned} \quad (3.18)$$

The appearance of the oscillation probability indicates that the simplified method of calculating the number of events using a probability-weighted cross section holds when the detection process is diagonal in the \pm basis. In the case of neutrino capture, where the final state is a charged lepton, there are no transitions between \pm states and the standard approach remains valid. The specific dependence on production helicity in the oscillation probability (3.18) arises because the relevant term in the CC Lagrangian for the capture process is proportional to $\bar{e}_L \gamma^\mu \nu_i^\pm$. In the Dirac limit, this term annihilates neutrinos but not antineutrinos. This is reflected in the probability by setting $\Delta\Phi_i \rightarrow 0$ and $\theta_i \rightarrow \pi/4$, leading to $P(\nu_{i,R} \rightarrow \nu_{i,d}) = 0$. Although seemingly counterintuitive, this zero probability indicates that right-helicity neutrinos remain undetectable for PTOLEMY in the extreme pseudo-Dirac limit. This, in turn, recovers the capture rate for Dirac neutrinos given in [1] and [2]. Likewise, if the CC interaction process is sensitive solely to antineutrinos and not neutrinos, the probability $P(\nu_{i,L} \rightarrow \nu_{i,d})$ will approach zero in the Dirac limit. This situation will become relevant in the case of the accelerator proposal for $C\nu B$ detection, as we shall discuss.

Despite the promising ~ 4 events expected per year at PTOLEMY, there are many as-yet-unresolved issues to overcome before a successful experiment can be performed. This is due a combination of two factors: extreme energy resolution $\Delta \lesssim 2m_i$ is required to distinguish the electrons due to neutrino capture from tritium beta decay electrons; the incredible challenge of building a detector with a 100 g fiducial mass of tritium. Individually, solutions to these challenges have been proposed by the PTOLEMY collaboration, who project a sensitivity of $\Delta \simeq 0.05$ eV using the drift filter presented in [66, 67], and that the required 100 g mass of tritium can be stored and kept active by binding it to a graphene substrate [8, 68]. Unfortunately, as first discussed in [69] and later expanded upon in [70], confining the tritium atoms to a small volume introduces an unavoidable uncertainty in the final state electron

energy, which is larger than the proposed energy resolution of the detector. This, in turn, could diminish the efficacy of the PTOLEMY proposal by many orders of magnitude, either by requiring a smaller fiducial mass of tritium, lowering the expected event rate, or worsening the energy resolution if the original 100 g of tritium is used without overcoming the broadening issue, thus removing the ability to detect very light neutrinos. This issue has been addressed by the PTOLEMY collaboration in [8], and several methods of reducing the induced uncertainty have been proposed. Nevertheless, as no definite solution has been presented, other proposals for relic neutrino detection should be explored.

3.2 Stodolsky effect

We now turn our attention to the Stodolsky effect [2, 15–17, 19, 20], where a SM fermion with couplings to neutrinos in a background of relic neutrinos experiences a spin-dependent energy shift, analogous to the Zeeman effect for a charged particle in a magnetic field. Where these effects differ, however, is that an asymmetry in the CνB is required in order for a non-zero energy shift due to the Stodolsky effect; no such asymmetry in the photon background is required for the Zeeman effect. This asymmetry can either be between the number of neutrinos and antineutrinos in the background, or between the number of present day left- and right-helicity neutrinos.

The magnitude of the energy splitting of the two electron spin states in a background of relic neutrinos due to the Stodolsky effect is obtained by taking the difference between the expectation values of the neutrino-electron interaction Hamiltonian [2, 20] for the two electron spins. The energy shift for each electron spin state is given by

$$\delta E(s_e) = \frac{1}{4m_e} \sum_{i,h,h_P} n_\nu(\nu_{i,h}) \left\langle \frac{1}{E_i^{-+}} \text{Tr}[H_{\text{int}}(s_e) \rho_i(h_P, z)] \right\rangle, \quad (3.19)$$

where $E_i^{-+} \equiv \cos^2 \theta_i E_i^- + \sin^2 \theta_i E_i^+$, m_e is the electron mass, and the angled brackets indicate averaging due to the relative motion of the Earth with respect to the CνB frame. The matrix elements of the interaction Hamiltonian are

$$H_{\text{int}}(s_e) = 4\sqrt{2}G_F m_e A_{ii} s_e \begin{pmatrix} h \cos^2 \theta_i m_i^- (S_e \cdot S_i^-) & \frac{i}{2} \sin 2\theta_i (S_e \cdot \vec{p}_i) \\ -\frac{i}{2} \sin 2\theta_i (S_e \cdot \vec{p}_i) & h \sin^2 \theta_i m_i^+ (S_e \cdot S_i^+) \end{pmatrix} + f(V_{ii}), \quad (3.20)$$

where $A_{ii} = g_{A,e} + |U_{ei}|^2$ is given in terms of the electron axial coupling to Z -bosons, $g_{A,e} = -\frac{1}{2}$, and $f(V_{ii})$ contains elements proportional to the vector coupling V_{ii} , which will cancel when taking the difference between the energy shifts. We will therefore neglect these terms in what follows. The electron and neutrino polarisation vectors, S_e and S_i^\pm , respectively, are given by

$$S^\mu = \left(\frac{|\vec{p}|}{m}, \frac{E}{m} \frac{\vec{p}}{|\vec{p}|} \right). \quad (3.21)$$

Finally, the trace of the product of the density matrix and interaction Hamiltonian is given by,

$$\begin{aligned} \text{Tr}[H_{\text{int}}(s_e) \rho_i(h, z)] = 4\sqrt{2}G_F A_{ii} m_e s_e & \left[\frac{h_P}{2} \sin^2 2\theta_i \cos \Delta\Phi_i (S_e \cdot p_{\nu_i}) \right. \\ & \left. + h (\cos^4 \theta_i m_i^- (S_e \cdot S_i^-) + \sin^4 \theta_i m_i^+ (S_e \cdot S_i^+)) \right]. \end{aligned} \quad (3.22)$$

When performing the averaging in (3.19), we can simplify things significantly by once again considering the limits. In the seesaw regime, only the light neutrino terms will enter, so we can safely replace the denominators with E_i^- for the terms proportional to $\mathcal{H}_{\text{int}}^{--}$. This approximation still holds well in the pseudo-Dirac regime, where $E_i^+ \simeq E_i^-$. We can play a similar trick for the remaining terms, those proportional to $\mathcal{H}_{\text{int}}^{++}$ and $\mathcal{H}_{\text{int}}^{+-}$, and set their denominators to E_i^+ and \bar{E}_i , respectively. We justify this by noting that since these terms will vanish in the seesaw limit, the choice of denominator is irrelevant there, and that in the pseudo-Dirac regime, we once again have $E_i^+ \simeq E_i^- \simeq \bar{E}_i$. These approximations allow us use the results from [2], yielding

$$\left\langle \frac{1}{E_i^{--}} \text{Tr}[H_{\text{int}}(s_e) \rho_i(h_P, z)] \right\rangle \simeq -\frac{4\sqrt{2}G_F A_{ii}}{3} \beta_{\oplus} m_e s_e \left[h_P \sin^2 2\theta_i \cos \Delta\Phi_i (2 - \bar{\beta}_i^2) + h \left(\frac{\cos^4 \theta_i}{\beta_i^-} (3 - (\beta_i^-)^2) + \frac{\sin^4 \theta_i}{\beta_i^+} (3 - (\beta_i^+)^2) \right) \right]. \quad (3.23)$$

Inserting this into (3.19), and taking the difference between the two electron spin state gives us the magnitude of the energy splitting

$$\begin{aligned} \Delta E &\simeq \frac{2\sqrt{2}G_F}{3} \beta_{\oplus} \sum_{i,h,h_P} n_{\nu}(\nu_{i,h}) A_{ii} \left[h_P \sin^2 2\theta_i \cos \Delta\Phi_i (2 - \bar{\beta}_i^2) + h \left(\frac{\cos^4 \theta_i}{\beta_i^-} (3 - (\beta_i^-)^2) + \frac{\sin^4 \theta_i}{\beta_i^+} (3 - (\beta_i^+)^2) \right) \right] \\ &= 4.73 \cdot 10^{-39} \text{ eV} \sum_{i,h,h_P} \left(\frac{n_{\nu}(\nu_{i,h})}{56 \text{ cm}^{-3}} \right) A_{ii} \left[h_P \sin^2 2\theta_i \cos \Delta\Phi_i (2 - \bar{\beta}_i^2) + h \left(\frac{\cos^4 \theta_i}{\beta_i^-} (3 - (\beta_i^-)^2) + \frac{\sin^4 \theta_i}{\beta_i^+} (3 - (\beta_i^+)^2) \right) \right]. \end{aligned} \quad (3.24)$$

Notice how the last term in appears to diverge in the limit $\beta_i^{\pm} \rightarrow 0$. As discussed in [2], this is a result of the frame transformation, and so must cancel against some other term to leave the final result finite. The relevant term here is $n_{\nu}(\nu_{i,h})h$, which due to the relative motion of the Earth vanishes when $\beta_i^{\pm} \leq \beta_{\oplus}$ to leave the energy splitting finite.

The dimensionless kinematic terms being summed over have a maximum of $\mathcal{O}(10^3)$ when $\beta_i \sim \mathcal{O}(10^{-3})$, which is close to the expected speed of relic neutrinos at $T_{\nu} = T_{\nu,0}$. We therefore expect energy splittings $\Delta E \sim \mathcal{O}(10^{-36}) \text{ eV}$ due to the Stodolsky effect, assuming a maximal asymmetry between left- and right-helicity neutrinos. In standard cosmology, however, we do not expect any asymmetry. Despite this, several works have suggested an asymmetry may develop at late times due to *e.g.* local effects at the surface of the Earth [71, 72]. Constraints from Big Bang nucleosynthesis also allow for early universe asymmetries of $\mathcal{O}(10^{-2})$ [73, 74]. We will use this as our benchmark value when plotting the sensitivity to the Stodolsky effect.

As before, we can now examine the two limits. In the seesaw limit, only the light neutrino terms survive

$$\Delta E_{\text{SS}} = \frac{2\sqrt{2}G_F}{3} \beta_{\oplus} \sum_{i,h} n_{\nu}(\nu_{i,h}) h \frac{A_{ii}}{\beta_i^-} (3 - (\beta_i^-)^2), \quad (3.25)$$

recovering the Majorana neutrino result from [2]. We can also recover the Dirac limit by taking the Majorana mass to zero, in which case $\theta_i \rightarrow \pi/4$, $\Delta\Phi_i \rightarrow 0$, and all kinematic terms for the \pm states become equal. This leaves

$$\Delta E_D = \frac{\sqrt{2}G_F}{3}\beta_\oplus \sum_{i,h} n_\nu(\nu_{i,h}) A_{ii} \left[2h_P (2 - \bar{\beta}_i^2) + \frac{h}{\bar{\beta}_i} (3 - (\bar{\beta}_i)^2) \right]. \quad (3.26)$$

Comparing to [2], we see that the first term in (3.26) is the one typically proportional to the difference between the number of neutrinos and antineutrinos. Here, it is instead proportional to the difference between early-universe left- and right-helicity neutrinos, justifying our comparison of the linear combination with $h_P = -1$ to Dirac neutrinos, and those with $h_P = +1$ to Dirac antineutrinos.

The energy splitting (3.24) is far too small to be observed using spectroscopic methods, but may instead be inferred by measuring effects resulting from spin precessions induced by the non-commuting spin operators and the now spin-dependent electron Hamiltonian. There are two such effects, the first is a time-dependent magnetisation of a target, transverse to the incident neutrino wind, which may be measured using a SQUID magnetometer. The second is the result of tiny torques acting on a polarised target, which give rise to a net acceleration, measurable with an extremely sensitive torsion balance. Existing techniques are expected to be sensitive to energy splittings of $\Delta E \simeq 10^{-32}$ eV and $\Delta E \simeq 5.2 \cdot 10^{-28}$ eV, for the two effects, respectively [20]. However, a future torsion balance experiment utilising a torsion balance suspended by superconducting magnets [75] could be sensitive to energy splittings as small as $\Delta E \sim \mathcal{O}(10^{-36})$ eV, in range of detecting the $C\nu B$ assuming a maximal asymmetry. In what follows, we will use the more realistic SQUID magnetometer result of $\Delta E \simeq 10^{-32}$ eV as our reference sensitivity.

3.3 Coherent scattering

We now focus on coherent scattering, where a neutrino scatters elastically⁹ on a target X in the process

$$\nu_i + X \rightarrow \nu_i + X, \quad (3.27)$$

at very low energies, such that its wavelength, or more specifically the inverse of the momentum transfer, is approximately the size of the target. When this condition is satisfied, the contributions to the neutrino scattering amplitude from each target within one neutrino wavelength add coherently, such that total scattering scales with the number of targets squared, as opposed to the usual linear scaling with the number of targets. This process has already been observed by the COHERENT collaboration for neutrinos with energies $E_i \sim \mathcal{O}(\text{MeV})$ [76–78], corresponding to neutrino wavelengths comparable to the size of atomic nuclei. As a result, the scattering cross sections observed by COHERENT are proportional to the square of the number of nucleons in the target. The expected enhancement for relic neutrinos is far more extreme, as their low momenta, $p_i \sim \mathcal{O}(\text{meV})$, corresponds to wavelengths $\sim \mathcal{O}(\text{mm})$, such that they are capable of scattering on macroscopic targets coherently. This, in turn, leads to scattering cross sections enhanced by a factor of order the Avogadro number, $N_A = 6.02 \cdot 10^{23} \text{ mol}^{-1}$, compared to the equivalent incoherent scattering rate, significantly boosting detection prospects. The scattering rates resulting from

⁹At the extremely low energies involved in relic neutrino coherent scattering, there is also a quasi-elastic charged current contribution to the coherent scattering rate on electrons [2].

this enhancement for relic neutrinos are typically $\sim \mathcal{O}(\text{kHz})$ [18], and can potentially be observed using an extremely sensitive torsion balance [17, 18, 22], which experiences a small acceleration in the cosmic neutrino wind.

Following [18], the coherent scattering of relic neutrinos on a target of mass M induces a tiny acceleration of order

$$a_i = \frac{1}{M} \Gamma_i \Delta p_i, \quad (3.28)$$

per degree of freedom, where Δp_i is the net momentum transfer to the bulk target per scattering event, and the scattering rate is given by

$$\Gamma_i = N_T n_\nu(\nu_{i,h}) \beta_i \sigma_{C,i}, \quad (3.29)$$

with $\sigma_{C,i}$ the coherent scattering cross section, which will include the coherent enhancement factor, and N_T is the number of targets. It therefore follows that in the MESM, the acceleration due to coherent scattering will instead take the form

$$a = \frac{1}{M} \sum_{i,h,h_P} n_\nu(\nu_{i,h}) \text{Tr}[\tilde{\sigma}_C \rho(h_P, z)], \quad \tilde{\sigma}_C = \beta \sigma_C \Delta p, \quad (3.30)$$

The matrix associated with the generalised coherent scattering cross section, weighted by the net momentum transfer, is given by

$$\begin{aligned} \tilde{\sigma}_C &= \begin{pmatrix} \tilde{\sigma}_C^{--} & \tilde{\sigma}_C^{-+} \\ \tilde{\sigma}_C^{+-} & \tilde{\sigma}_C^{++} \end{pmatrix} \\ &= 2\pi^2 G_F^2 \frac{N_A}{A m_A} \rho \begin{pmatrix} \cos^2 \theta_i \beta_i^- \Delta p_i^- (\Upsilon_1^- - \Upsilon_2^-) & \frac{i}{2} \sin 2\theta_i \bar{\beta}_i \Delta \bar{p}_i \Upsilon_3 \\ -\frac{i}{2} \sin 2\theta_i \bar{\beta}_i \Delta \bar{p}_i \Upsilon_3 & \sin^2 \theta_i \beta_i^+ \Delta p_i^+ (\Upsilon_1^+ + \Upsilon_2^+) \end{pmatrix}, \end{aligned} \quad (3.31)$$

where we have used the shorthand

$$\Upsilon_1^x = N_C^{xx} (E_i^x)^2 (Q_V^2 + 3Q_A^2), \quad (3.32)$$

$$\Upsilon_2^x = m_i^x (Q_V^2 - 3Q_A^2) (N_C^{x-} \cos^2 \theta_i m_i^- - N_C^{x+} \sin^2 \theta_i m_i^+), \quad (3.33)$$

$$\Upsilon_3 = \bar{N}_C h \bar{E}_i^2 \bar{\beta}_i (Q_V^2 + 3Q_A^2). \quad (3.34)$$

with $Q_V \simeq A - Z$ and $Q_A = A - 2Z$ the vector and axial couplings, respectively, given in terms of the mass number, A , and atomic number of the target, Z , and where

$$N_C^{xy} = \mathcal{H} \left(E_i^x - m_i^y - \frac{(m_i^y)^2 - (m_i^x)^2}{2M_N} \right) \left(\frac{1}{p_i^x} \right)^3, \quad (3.35)$$

is the normalised¹⁰ coherent enhancement factor, which accounts for the increased cross section due to small momentum transfer in a typical relic neutrino scattering event. The step function here accounts for the fact that the $\nu_i^- \rightarrow \nu_i^+$ process can only take place if the ν_i^- has sufficient energy to scatter into the heavier ν_i^+ state. Here we have also introduced the ‘‘Avogadro mass’’ $m_A \simeq 1 \text{ g mol}^{-1}$, and the mass density of the target, ρ . Taking the trace of the generalised cross section multiplied by the density matrix, we find

$$\begin{aligned} \text{Tr}[\sigma_C \rho_i(h_P, z)] &= 2\pi^2 G_F^2 \frac{N_A}{A m_A} \rho \left[\cos^4 \theta_i \beta_i^- \Delta p_i^- (\Upsilon_1^- - \Upsilon_2^-) \right. \\ &\quad \left. + \sin^4 \theta_i \beta_i^+ \Delta p_i^+ (\Upsilon_1^+ + \Upsilon_2^+) + \frac{h_P}{2} \sin^2 2\theta_i \bar{\beta}_i \Delta \bar{p}_i \cos \Delta \Phi_i \Upsilon_3 \right]. \end{aligned} \quad (3.36)$$

¹⁰We extract the eigenstate-independent factor $(2\pi)^3 \frac{N_A}{A m_A} \rho$ that forms part of the prefactor in (3.31).

Finally, inserting the trace into (3.30), and simplifying the overall prefactor, we find the acceleration due to coherent scattering in the MESM

$$\begin{aligned}
a &= 2\pi^2 G_F^2 \left(\frac{N_A}{Am_A} \right)^2 \rho \sum_{i,h,h_P} n_\nu(\nu_{i,h}) \left[\cos^4 \theta_i \beta_i^- \Delta p_i^- (\Upsilon_1^- - \Upsilon_2^-) \right. \\
&\quad \left. + \sin^4 \theta_i \beta_i^+ \Delta p_i^+ (\Upsilon_1^+ + \Upsilon_2^+) + \frac{h_P}{2} \sin^2 2\theta_i \bar{\beta}_i \Delta \bar{p}_i \cos \Delta \Phi_i \Upsilon_3 \right] \\
&= 6.16 \cdot 10^{-34} \text{ cm s}^{-2} \sum_{i,h,h_P} \left(\frac{n_\nu(\nu_{i,h})}{56 \text{ cm}^{-3}} \right) \left[\cos^4 \theta_i \beta_i^- \Delta p_i^- (\Upsilon_1^- - \Upsilon_2^-) \right. \\
&\quad \left. + \sin^4 \theta_i \beta_i^+ \Delta p_i^+ (\Upsilon_1^+ + \Upsilon_2^+) + \frac{h_P}{2} \sin^2 2\theta_i \bar{\beta}_i \Delta \bar{p}_i \cos \Delta \Phi_i \Upsilon_3 \right].
\end{aligned} \tag{3.37}$$

where we have used the mass density $\rho = 7.87 \text{ g cm}^{-3}$ for ^{56}Fe , for which $Q_V \simeq 28$ and $Q_A = 4$, and the average bulk momentum transferred to the target by each scattering event is

$$\Delta p_i^x \simeq \frac{\beta_\oplus}{3E_i^x} (4(E_i^x)^2 - (p_i^x)^2), \tag{3.38}$$

which takes into account the corrections to isotropic scattering due to the movement of the Earth through the CνB.

As before, we would now like to check the behaviour of the acceleration in the two limits, to ensure that it reproduces the results for Dirac and seesaw Majorana neutrinos as given in [2]. First, we check the seesaw limit, found by taking $\theta_i \rightarrow 0$. This leaves

$$\begin{aligned}
a_{\text{SS}} &= 2\pi^2 G_F^2 \left(\frac{N_A}{Am_A} \right)^2 \rho \sum_{i,h,h_P} n_\nu(\nu_{i,h}) \frac{\beta_i^- \Delta p_i^-}{(p_i^-)^3} [(E_i^-)^2 (Q_V^2 + 3Q_A^2) \\
&\quad - (m_i^-)^2 (Q_V^2 - 3Q_A^2)] \\
&= 2\pi^2 G_F^2 \left(\frac{N_A}{Am_A} \right)^2 \rho \sum_{i,h,h_P} n_\nu(\nu_{i,h}) \frac{E_i^- \Delta p_i^-}{(p_i^-)^2} ((\beta_i^-)^2 Q_V^2 + 2(3 - (\beta_i^-)^2) Q_A^2),
\end{aligned} \tag{3.39}$$

where in going from the first to second line we have expressed the mass of the final state neutrino in terms of the initial state neutrino energy. This exactly reproduces the seesaw limit given in [2]. In the Dirac limit, where $\theta_i \rightarrow \pi/4$ and $m_i^+ = m_i^- = \bar{m}_i$, we instead recover

$$a_D = \pi^2 G_F^2 \left(\frac{N_A}{Am_A} \right)^2 (Q_V^2 + 3Q_A^2) \rho \sum_{i,h,h_P} n_\nu(\nu_{i,h}) \frac{\bar{E}_i \Delta \bar{p}_i}{\bar{p}_i^2} (1 + h h_P \bar{\beta}_i), \tag{3.40}$$

which again recovers the results of [2] for Dirac neutrinos ($h_P = -1$) and antineutrinos ($h_P = +1$).

For our reference sensitivity, we use the existing torsion balances discussed in Section 3.2, which are capable of measuring accelerations as small as $a = 10^{-15} \text{ cm s}^{-2}$, but note that a future torsion balance suspended by superconducting magnets may be capable of measuring accelerations as small as $a = 10^{-23} \text{ cm s}^{-2}$ [75].

3.4 Accelerator

The last proposal that we will consider is an accelerator experiment [22], where a beam of highly charged ions is accelerated through the CνB such that relic neutrinos interact

resonantly in one of the processes

$$\nu_e + {}^A_Z P \rightarrow e^- (\text{bound}) + {}^A_{Z+1} D, \quad (3.41)$$

$$\bar{\nu}_e + e^- (\text{bound}) + {}^A_Z P \rightarrow {}^A_{Z-1} D, \quad (3.42)$$

which we refer to as resonant bound beta decay (RB β) and resonant electron capture (REC), respectively. Here, P and D refer in turn to the parent and daughter ions. The observable in this proposal is the number of daughter ions on the beam after a given runtime. These can be counted by first fully ionising the beam, and then separating parent and daughter ions by their charge-mass ratio using a magnetic field. Directly on resonance, relic neutrinos have a large cross section to interact with the beam ions, with cross sections as large as $\sim \mathcal{O}(10^{-15} \text{ cm}^2)$, exceeding even those of electromagnetic processes. This is balanced by both the low number of beam ions that can be used at any one time without causing damage to the experimental apparatus, as compared to the fixed target experiments discussed so far, and the extreme beam energies required to hit such a resonance.

Written in terms of the normalised experimental runtime, $x = \frac{t}{\gamma_b \tau_D}$, where t is the actual runtime, γ_b is the Lorentz factor of the ion beam, and τ_D is the daughter state lifetime, the expected number of daughter states on the beam is given by [2]

$$N_D(x) = N_P(1 - e^{-x}) \sum_{i,h,h_P} n_\nu(\nu_{i,h}) \text{Tr}[R_\tau \rho(h_P, z)] + \mathcal{O}(R_\tau), \quad (3.43)$$

where N_P is the number of parent states on the beam at $t = 0$, and the dimensionless quality factor R_τ is the ratio of the neutrino capture rate to the effective daughter lifetime, which we have normalised by the neutrino density. In the narrow resonance limit, the quality factor in the MESM reads

$$\begin{aligned} R_\tau &= \begin{pmatrix} R_\tau^{--} & R_\tau^{-+} \\ R_\tau^{+-} & R_\tau^{++} \end{pmatrix} \\ &= |U_{ei}|^2 \sqrt{\frac{\pi^3}{2}} \left(\frac{2J_D + 1}{2J_P + 1} \right) \frac{\gamma_b}{Q^2} \mathcal{B}_{DP} \begin{pmatrix} \cos^2 \theta_i f_i^- & \pm \frac{i}{2} \sin 2\theta_i \bar{f}_i \\ \mp \frac{i}{2} \sin 2\theta_i \bar{f}_i & \sin^2 \theta_i f_i^+ \end{pmatrix}, \end{aligned} \quad (3.44)$$

where the upper signs should be taken for RB β processes, since there is a neutrino in the initial state, and the lower signs should be taken for REC processes, where there is instead an antineutrino in the initial state. Here, J_D and J_P are the spins of the daughter and final state ions, respectively, Q is the threshold for neutrino capture, and \mathcal{B}_{DP} is the branching fraction for the daughter state to decay back to the parent state, which we assume to be approximately independent of the neutrino mass. The beam rest frame neutrino distributions take the form

$$f_i^x \simeq \frac{1}{\mu_i^x \sqrt{(\delta_i^x)^2 + \delta_b^2}} \exp \left[-\frac{1}{2} \left(\frac{Q - \mu_i^x}{\mu_i^x \sqrt{(\delta_i^x)^2 + \delta_b^2}} \right)^2 \right] \quad (3.45)$$

where δ_b and δ_i^x are the normalised lab frame beam and neutrino momenta spreads, respectively, and μ_i^x is the mean beam frame energy of the relic neutrinos. The maximum number of parent states that can put on the beam before damaging the experiment for an LHC-like circular accelerator has been estimated in [22], and is given by

$$N_P = \frac{\mathcal{N}}{I^2 \gamma_b^5}, \quad \mathcal{N} \simeq 9.68 \cdot 10^{40}, \quad (3.46)$$

where $I \simeq Z$ is the ionisation of the parent states on the beam, approximately equal to their atomic number. In the ideal setup, we would $\mu_i^x = Q$ for one of the neutrino states, putting it directly on resonance, whilst the others satisfy $\mu_j^y = E_j^y Q / E_i^x$. Denoting the energy of the neutrino that is directly on resonance as E_{res} , we can therefore rewrite the Lorentz factor and beam rest frame distributions as

$$\gamma_b = \frac{Q}{E_{\text{res}}}, \quad \mathcal{F}_i^x = \Delta m \gamma_b f_i^x = \frac{\Delta m}{E_i^x \sqrt{(\delta_i^x)^2 + \delta_b^2}} \exp \left[-\frac{1}{2} \left(\frac{E_{\text{res}} - E_i^x}{E_i^x \sqrt{(\delta_i^x)^2 + \delta_b^2}} \right)^2 \right], \quad (3.47)$$

where $\Delta m = 50 \text{ meV} \simeq \sqrt{|\Delta m_{31}^2|}$ is reference energy scale used for normalisation, which will be of a similar order to the heaviest, light neutrino mass. Collecting everything together, we therefore find for the total number of ions on the beam at normalised runtime x ,

$$N_D(x) = \mathcal{N} \sqrt{\frac{\pi^3}{2}} \left(\frac{2J_D + 1}{2J_P + 1} \right) \frac{E_{\text{res}}^5}{I^2 Q^7 \Delta m} \mathcal{B}_{DP} (1 - e^{-x}) \sum_{i,h,h_P} |U_{ei}|^2 n_\nu(\nu_{i,h}) \times \left[\cos^4 \theta_i \mathcal{F}_i^- + \sin^4 \theta_i \mathcal{F}_i^+ \mp \frac{h_P}{2} \sin^2 2\theta_i \cos \Delta \Phi_i \bar{\mathcal{F}}_i \right]. \quad (3.48)$$

Before considering a specific system, we will first examine the behaviour of the term in square brackets in the two limits. In the seesaw limit, we are left with

$$N_{D,\text{SS}}(x) = \mathcal{N} \sqrt{\frac{\pi^3}{2}} \left(\frac{2J_D + 1}{2J_P + 1} \right) \frac{E_{\nu,\text{res}}^5}{I^2 Q^7} \mathcal{B}_{DP} (1 - e^{-x}) \sum_{i,h,h_P} \frac{|U_{ei}|^2 n_\nu(\nu_{i,h})}{E_i^- \sqrt{(\delta_i^-)^2 + \delta_b^2}} \times \exp \left[-\frac{1}{2} \left(\frac{E_{\nu,\text{res}} - E_i^-}{E_i^- \sqrt{(\delta_i^-)^2 + \delta_b^2}} \right)^2 \right], \quad (3.49)$$

precisely the result of [2]. In this limit, both the left and right production helicity states contribute equally, giving a rate that is twice as large as the Dirac neutrino rate, where only one of the fluxes contributes. For Dirac neutrinos, this is the neutrino flux in the RB β process, analogous to the $h_P = -1$ state, and the antineutrino flux in the REC process, analogous to $h_P = +1$. This is clear from the pseudo-Dirac limit, where $\mathcal{F}_i^- \simeq \mathcal{F}_i^+ \simeq \bar{\mathcal{F}}$, such that

$$N_{D,\text{PD}}(x) = \mathcal{N} \sqrt{\frac{\pi^3}{2}} \left(\frac{2J_D + 1}{2J_P + 1} \right) \frac{E_{\nu,\text{res}}^5}{I^2 Q^7} \mathcal{B}_{DP} (1 - e^{-x}) \sum_{i,h,h_P} \frac{|U_{ei}|^2 n_\nu(\nu_{i,h})}{\bar{E}_i \sqrt{\bar{\delta}_i^2 + \delta_b^2}} \times \exp \left[-\frac{1}{2} \left(\frac{E_{\nu,\text{res}} - \bar{E}_i}{\bar{E}_i \sqrt{\bar{\delta}_i^2 + \delta_b^2}} \right)^2 \right] [1 - \sin^2 2\theta_i (1 \pm h_P \cos \Delta \Phi_i)], \quad (3.50)$$

where we remind the reader that the upper sign corresponds to the RB β process, and the lower sign to the REC process. The final term in square brackets is nothing more than the probability of oscillating to a detectable state given in (3.18) for the RB β process, and its analogue for ‘antineutrinos’ for the REC process. This, in turn, selects just one of the production states in the Dirac limit, $\Delta \phi_i \rightarrow 0$ and $\theta_i \rightarrow \pi/4$, as expected.

Given the scaling with E_{res} , the efficacy of this proposal is clearly maximised when the beam energy is chosen such that heaviest active neutrino state is directly on resonance, that is, when $E_{\text{res}} = E_{\text{heavy}}$. However, the heaviest neutrino state (either ν_3^+ in the normal mass hierarchy, or ν_2^+ in the inverted hierarchy) approximately aligns with the corresponding sterile neutrino state in the seesaw limit, such that the active neutrinos will be far from resonance. We should therefore choose the beam energy such that the heaviest, light neutrino state (ν_3^- , or ν_2^-) is on resonance. Given that the light and heavy neutrino eigenstates have approximately the same mass in the pseudo-Dirac limit, this will do little to diminish the sensitivity there, but will ensure that the capture rate does not drop to zero in the seesaw limit. We therefore choose the beam energy such that the resonance is centred on neutrinos with energy

$$E_{\text{res}} = \sqrt{(m_{\text{heavy}}^-)^2 + \langle p_i \rangle^2}, \quad (3.51)$$

where $\langle p_i \rangle = 3.15 T_{\nu,0}$ is the mean momentum of relic neutrinos today. Finally, we focus on the $^{157}\text{Gd} \rightarrow ^{157}\text{Tb}$ system given in [22], for which $Q = 10.95 \text{ keV}$, and find the expected number of daughter ions on the beam after normalised runtime x

$$N_D(x) = 1.38 \cdot 10^{-8} \left(\frac{E_{\text{res}}}{\Delta m} \right)^5 (1 - e^{-x}) \sum_{i,h,h_P} |U_{ei}|^2 n_\nu(\nu_{i,h}) \times \left[\cos^4 \theta_i \mathcal{F}_i^- + \sin^4 \theta_i \mathcal{F}_i^+ + \frac{h_P}{2} \sin^2 2\theta_i \cos \Delta \Phi_i \bar{\mathcal{F}}_i \right]. \quad (3.52)$$

where the normalised runtime scales as

$$x = 4.46 \cdot 10^{-8} \left(\frac{E_{\nu,\text{res}}}{\Delta m} \right) \left(\frac{t}{1 \text{ y}} \right). \quad (3.53)$$

In order to detect the $\text{C}\nu\text{B}$, we would require $N_P \sim \mathcal{O}(1)$ after a runtime $t \sim \mathcal{O}(\text{y})$, which seems impossible with this setup. We note, however, the huge Q^{-7} scaling appearing in (3.48), which would drastically improve detection prospects if a low enough Q target was discovered. For example, a $^{157}\text{Gd} \rightarrow ^{157}\text{Tb}$ -like system with a threshold $Q \sim \mathcal{O}(0.1 \text{ keV})$ could have sensitivity to the $\text{C}\nu\text{B}$ after a few years of runtime. Lowering the threshold has the additional benefit of reducing the beam energy requirements, which scales linearly with the threshold. As discussed in [22], it is possible to artificially reduce the threshold by using excited ions on the beam; such systems can have a threshold $Q \sim \mathcal{O}(\text{keV})$, however, these systems also come with additional experimental considerations and difficulties. For this reason, we will use the reference values in (3.52) in what follows.

4 Results

We now show the sensitivity of each of the $\text{C}\nu\text{B}$ detection proposals discussed in Section 3 to relic neutrinos in the MESM. In all cases, we plot the sensitivity, which we define as the momentum-averaged ratio

$$\mathcal{S} = \int_0^\infty dp_i p_i^2 \bar{f}(p_i) \left(\frac{\mathcal{O}}{\mathcal{O}_0} \right), \quad (4.1)$$

where \mathcal{O} is the observable given in the corresponding subsection for each proposal, \mathcal{O}_0 is the reference sensitivity. We compute all sensitivities and oscillation probabilities on a 256×256 log-uniform grid of $m_D \in [10^{-10}, 10] \text{ eV}$, and $m_R \in [10^{-35}, 10^{10}] \text{ eV}$, which is sufficient to show

Proposal	Observable	\mathcal{O}_0
PTOLEMY	(3.15), $t = 5 \text{ y}$	9 events
Stodolsky	(3.24)	10^{-32} eV
Coherent	(3.37)	$10^{-15} \text{ cm s}^{-2}$
Accelerator	(3.52), $t = 5 \text{ y}$	9 events

Table 1: Observables and reference sensitivities, \mathcal{O}_0 , used in Figure 3. For the PTOLEMY and accelerator proposals we assume a runtime of 5 y, and a minimum of 9 events required for a 3σ discovery.

the transition from the seesaw to the pseudo-Dirac limit, the exclusion bounds from KATRIN and oscillation experiments, as well as the interesting behaviour when the oscillation baseline approaches the size of the observable universe. At each mass point, we average the sensitivity over 257 uniformly spaced momentum points $p_i \in [0, 12] \text{ T}_{\nu,0}$. This momentum range includes $\gtrsim 99.9\%$ of all neutrinos described by a Fermi-Dirac distribution at a temperature $T_{\nu,0}$.

We present the sensitivities for each of the four proposals in Figure 3, which are computed according to the observables and reference sensitivities given in Table 1. As expected, the sensitivity of the PTOLEMY proposal, shown in Figure 3a, is almost exclusively dependent on how the mixing angles θ_i and the averaged cosine of the phase difference $\langle \cos \Delta\phi_i \rangle$ vary depending on the parameters m_R and m_D . The sensitivity is maximised in the seesaw limit, where the mixing angle tends to zero. In this limit, all six active neutrino states contribute with weights determined by the combination of the squared PMNS matrix element, $|U_{ei}|^2$, and the velocity factor, $1 + \beta_{\nu_i}$ for left-helicity neutrinos, and $1 - \beta_{\nu_i}$ for right-helicity neutrinos. In the normal mass hierarchy, the rate is therefore dominated by the lightest, left-helicity neutrino state, $\nu_{1,l}$, which has the largest PMNS matrix element, $|U_{e1}|^2 \simeq 0.68$, and picks up the enhancement factor $1 + \beta_{\nu_1} \simeq 2$. This behaviour is mirrored in the intermediate pseudo-Dirac regime, where the averaged $\cos \Delta\Phi_i$ tends instead towards zero. This, in turn, exactly halves the capture rate compared to the seesaw regime.

The most interesting behaviour can be seen in the pseudo-Dirac regime when the inverse mass splittings approach the size of the observable universe, where the averaged cosine tends to one and the neutrinos do not evolve significantly over the age of the universe. This implies that the right-helicity production states remain unobservable, such that only three left-helicity neutrino states contribute: two that are non-relativistic, weighted according to their small PMNS matrix elements, and the lightest state, dominating the rate due to its large PMNS matrix element, and whose contribution increases as it becomes more relativistic at small m_D . As a result, the rate in the small mass splitting, pseudo-Dirac, regime approaches the rate in the seesaw regime at small m_D , reaching a value of $\sim 82\%$ that of the seesaw value, confirming the results given in [33]. Overall, the PTOLEMY proposal remains sensitive to the CνB, assuming the required energy resolution can be achieved, over the entire parameter space, with the event rate differing by at most a factor of two between the pseudo-Dirac and seesaw regions.

The sensitivity of a SQUID magnetometer to the Stodolsky effect is shown in Figure 3b. Unlike the PTOLEMY proposal, we find that the phase difference between the \pm pair does not significantly alter the expected detection prospects for an experiment searching for the

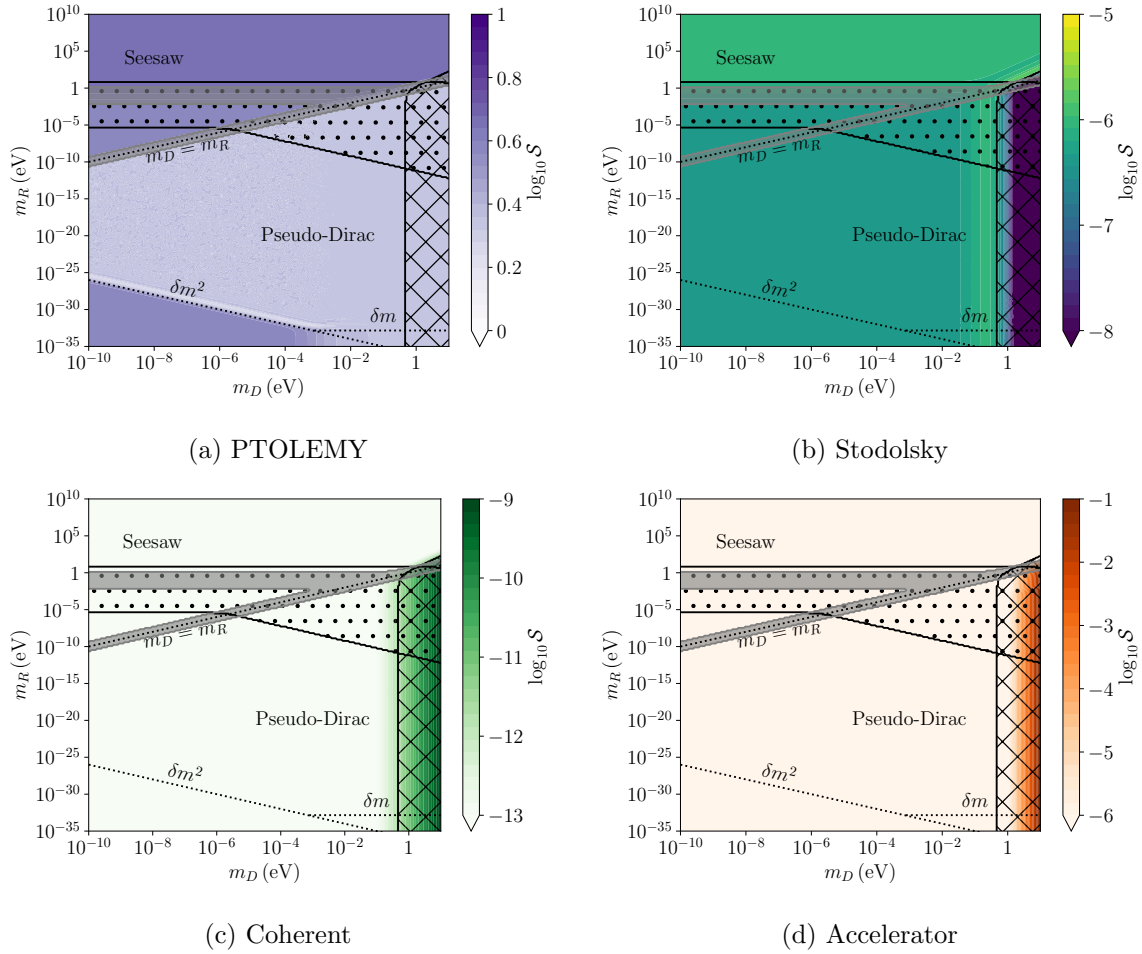


Figure 3: Sensitivity of a) the PTOLEMY proposal, b) the Stodolsky effect, c) coherent scattering, and d) an accelerator experiment to relic neutrinos in the MESM. The hatched regions are those excluded by the KATRIN experiment, whilst the dotted regions are those excluded by solar and atmospheric neutrino data. The gray regions highlight where the approximation in the computation of off-diagonal elements of the kinematic observable K becomes inaccurate, explicitly where (3.6) is satisfied.

Stodolsky effect. In fact, we find that the expected sensitivity is mostly affected by the neutrino mass spectrum. When the neutrino masses are sufficiently large, the helicity asymmetry vanishes as $\beta_\oplus \geq \beta_i^\pm$, as discussed at length in [2]. This occurs when both $m_D \gtrsim 0.5$ eV and $m_R \lesssim 10^{-1}$ eV, and leads to a vanishing sensitivity to the Stodolsky effect, as seen in Figure 3b. For values $m_D \sim 0.1$ eV, the sensitivity is instead maximised due to the $1/\beta_i^\pm$ term in the energy splitting before it becomes significantly suppressed by the reduction of the helicity asymmetry. In the seesaw limit, we find that for values of $0.1 \text{ eV} \lesssim m_R \lesssim 10^5 \text{ eV}$, the aforementioned maximum of the sensitivity occurs for larger values of m_D , whilst the cancellation of the helicity asymmetry only occurs values of m_D outside the range presented in this work. This is expected in the seesaw limit, where the mass of the lightest neutrino is suppressed via the seesaw relation, $m_1^- \approx m_D^2/m_R$, whilst the other active neutrino masses tend to $m_2^- \rightarrow \sqrt{\Delta m_{21}^2}$ and $m_3^- \rightarrow \sqrt{\Delta m_{31}^2}$. As a result, neutrinos in this regime are either

relativistic, or sufficiently warm that the relative motion of the Earth with respect to the $C\nu B$ frame is insufficient to wash out any helicity asymmetries. Despite this, a successful detection of the $C\nu B$ using the Stodolsky effect remains just beyond the reach of current technology, requiring a SQUID magnetometer approximately six orders of magnitude more sensitivity than existing devices. Alternatively, the required sensitivity could be achieved if the torsion balance discussed in [75] were realised.

In contrast to the PTOLEMY proposal, but similar to the Stodolsky effect, the coherent scattering and accelerator proposals depend more strongly on the neutrino kinematics than the phase difference and mixing. Both heavily favour more massive neutrinos: for coherent scattering, this is due to the larger momentum transfer per scattering event; for the accelerator experiment, this is due to the lower beam energy requirement, which in turn allows for more parent ions on the beam without damaging the experimental setup. Unfortunately, the region where both of these experiments are most sensitive is largely excluded by KATRIN. As discussed in Section 3.4, however, the accelerator proposal could become competitive if a target with a smaller threshold, Q , could be found. For example, a target with the same experimental parameters as the $^{157}\text{Gd} \rightarrow ^{157}\text{Tb}$ system used in Figure 3d, but with a threshold one order of magnitude smaller would be at least seven orders of magnitude more sensitive, or at least fourteen if two orders of magnitude can be found. This would make the accelerator proposal at least as sensitive as, if not more sensitive than, the PTOLEMY proposal to the $C\nu B$. Similarly, the torsion balance suspended by superconducting magnets proposed [75] would increase the sensitivity of a coherent scattering experiment by approximately eight orders of magnitude, making it comparable to the Stodolsky effect without the requirement of a background asymmetry.

5 Conclusions

The origin of neutrino masses remains an open question in high-energy physics. Given that the neutrino mass scale is significantly smaller than that of charged leptons, the most widely accepted explanation is the presence of very heavy right-chiral singlets, which suppress the active neutrino masses. This suppression is intrinsically linked to the scale of lepton number violation through the Majorana masses carried by these right-chiral states. However, since the Majorana mass scale is not protected by Standard Model symmetries, it could be well below the electroweak scale. Experimentally testing this scenario presents challenges. A small degree of lepton number violation induces a mass splitting between the two Majorana states that form a Dirac fermion. This mass difference could lead to long-distance oscillations, potentially affecting certain neutrino sources in nature.

In this work, we have explored how the introduction of a lepton number violating term in the Standard Model Lagrangian, via Majorana mass terms for additional right-chiral states, would influence various proposals for detecting the cosmic neutrino background. Specifically, we have examined the impact of lepton number violation on neutrino capture by unstable nuclei, the Stodolsky effect, coherent scattering, and an accelerator experiment. In general, the sensitivities are found to smoothly transition between the previously established Dirac and Majorana limits reported in the literature.

Furthermore, the introduction of a Majorana mass term complicates the calculation of detection sensitivities. Since the initial $C\nu B$ flux is generated in specific linear combinations, and both neutral and charged current interactions are non-diagonal in the extended mass basis, a density matrix formalism is necessary to accurately account for the potential interplay

between propagation and scattering in a non-diagonal basis. Using the more conventional formalism based on oscillation probabilities would not reproduce the results found in the literature.

We have demonstrated that sensitivity of the detection proposals can be broadly divided into two main categories. The first are those whose sensitivity is predominantly influenced by the phase difference between the two mass eigenstates and their mixing, as is the case for the PTOLEMY proposal. The second category are those whose sensitivity is driven by the neutrino mass spectrum through kinematic effects. This applies to the Stodolsky effect, coherent scattering, and accelerator-based proposals. For the first category, we observe a clear distinction between the pseudo-Dirac and seesaw limits. In these cases, we can differentiate the regions where the oscillation phase difference is comparable to the distance travelled by the $C\nu B$, both in the relativistic and non-relativistic regimes. Additionally, we confirm that in the pseudo-Dirac scenario, the event rate is reduced to half of the expected rate in the seesaw scenario for a fully non-relativistic $C\nu B$, consistent with previous findings in the literature.

For the second category, we find that the detection sensitivities are primarily affected by the neutrino mass spectrum. Specifically, in the case of the Stodolsky effect, the sensitivity tends to approach zero when the neutrino mass is large enough that the relative velocity of the Earth with respect to the $C\nu B$ exceeds the individual neutrino velocities, resulting in the vanishing of the required helicity asymmetry. The situation is reversed for coherent scattering and accelerator-based proposals. Since their sensitivities improve for more massive neutrinos, the effects of the lepton number violating terms are most significant when the Dirac masses are relatively large, $m_D \gtrsim 0.5$ eV, and the Majorana masses are smaller, $m_R \lesssim 1$ eV. This corresponds to the pseudo-Dirac region. Unfortunately, however, the regions with the best sensitivities lie within the regions excluded by the KATRIN measurement. When the Majorana mass is large, $m_R \gtrsim 1$ eV, the seesaw mechanism suppresses the lightest neutrino mass, keeping it relativistic even today. This, in turn, reduces the sensitivities for both the coherent scattering and accelerator-based detection proposals.

Given their differing sensitivities to a non-zero Majorana mass, we find that a positive signal at more than one of these $C\nu B$ detection proposals would help to determine, or exclude, the scale of lepton number violation. However, achieving the necessary precision to observe these effects remains a significant technological challenge in all cases. Nevertheless, we remain optimistic that in the not-too-distant future, the detection of the $C\nu B$ will illuminate the origin of neutrino masses and reveal the scale of lepton number violation, should it exist, opening new doors in our understanding of fundamental physics.

Acknowledgments

Jack D. Shergold would like to thank the IPPP for their warm hospitality during the completion of the manuscript. YFPG was supported by the STFC under Grant No. ST/T001011/1. YFPG also acknowledges financial support by the Consolidación Investigadora grant CNS2023-144536 from the Spanish Ministerio de Ciencia e Innovación (MCIN) and by the Spanish Research Agency (Agencia Estatal de Investigación) through the grant IFT Centro de Excelencia Severo Ochoa No CEX2020-001007-S. Jack D. Shergold is supported by the Spanish grants PID2023-147306NB-I00 and CEX2023-001292-S (MCIU/AEI/10.13039/501100011033), as well as CIPROM/2021/054 (Generalitat Valenciana).

A Mixing factors

When constructing amplitudes for the generalised cross sections, we need to ensure that mixing factors associated to each external particle are correctly included. To do so, we must carefully examine the terms in the Lagrangian that give rise to these mixing factors, and their interactions with the external states containing neutrinos.

To begin, the amplitude should be constructed using the rules set out in [79]. There are then four kinds of terms that can appear in the generalised cross sections, arising from the combinations

$$(\Theta_i^x)^* \bar{\nu}_i^x \dots \psi |\nu_i^x\rangle, \quad \Theta_i^x \bar{\psi} \dots \nu_i^x |\nu_i^x\rangle, \quad (\Theta_i^x)^* \langle \nu_i^x | \bar{\nu}_i^x \dots \psi, \quad \Theta_i^x \langle \nu_i^x | \bar{\psi} \dots \nu_i^x, \quad (\text{A.1})$$

where ψ is some fermion field operator, and Θ_i^x is the mixing factor that comes from expanding out the ν_i field operators in terms of the \pm states, with values

$$\Theta_i^- = i \cos \theta_i, \quad \Theta_i^+ = \sin \theta_i. \quad (\text{A.2})$$

The four terms in (A.1) are responsible for the spinors \bar{v}_i^x , u_i^x , \bar{u}_i^x , and v_i^x , respectively, such that in our amplitude we should assign a mixing factor to each spinor according to

$$(\Theta_i^x)^* : \bar{v}_i^x, \bar{u}_i^x, \quad \Theta_i^x : v_i^x, u_i^x. \quad (\text{A.3})$$

Any signs due to anticommutation relations appear as relative signs between diagrams, which should be taken care of in the usual manner.

References

- [1] A.J. Long, C. Lunardini and E. Sabancilar, Detecting non-relativistic cosmic neutrinos by capture on tritium: phenomenology and physics potential, *JCAP* **08** (2014) 038 [[1405.7654](#)].
- [2] M. Bauer and J.D. Shergold, Limits on the cosmic neutrino background, *JCAP* **01** (2023) 003 [[2207.12413](#)].
- [3] S. Weinberg, Universal Neutrino Degeneracy, *Phys. Rev.* **128** (1962) 1457.
- [4] A.G. Cocco, G. Mangano and M. Messina, Probing low energy neutrino backgrounds with neutrino capture on beta decaying nuclei, *JCAP* **06** (2007) 015 [[hep-ph/0703075](#)].
- [5] A.G. Cocco, G. Mangano and M. Messina, Low Energy Antineutrino Detection Using Neutrino Capture on EC Decaying Nuclei, *Phys. Rev. D* **79** (2009) 053009 [[0903.1217](#)].
- [6] S. Betts et al., Development of a Relic Neutrino Detection Experiment at PTOLEMY: Princeton Tritium Observatory for Light, Early-Universe, Massive-Neutrino Yield, in Snowmass 2013: Snowmass on the Mississippi, 7, 2013 [[1307.4738](#)].
- [7] E. Akhmedov, Relic neutrino detection through angular correlations in inverse β -decay, *JCAP* **09** (2019) 031 [[1905.10207](#)].
- [8] PTOLEMY collaboration, Heisenberg’s uncertainty principle in the PTOLEMY project: A theory update, *Phys. Rev. D* **106** (2022) 053002 [[2203.11228](#)].
- [9] R. Opher, Coherent scattering of cosmic neutrinos, *Astron. Astrophys.* **37** (1974) 135.
- [10] R.R. Lewis, Coherent Detector for Low-energy Neutrinos, *Phys. Rev. D* **21** (1980) 663.
- [11] B.F. Shvartsman, V.B. Braginsky, S.S. Gershtein, Y.B. Zeldovich and M.Y. Khlopov, POSSIBILITY OF DETECTING RELICT MASSIVE NEUTRINOS, *JETP Lett.* **36** (1982) 277.

- [12] N. Cabibbo and L. Maiani, The Vanishing of Order G Mechanical Effects of Cosmic Massive Neutrinos on Bulk Matter, *Phys. Lett. B* **114** (1982) 115.
- [13] P.F. Smith and J.D. Lewin, COHERENT INTERACTION OF GALACTIC NEUTRINOS WITH MATERIAL TARGETS, *Phys. Lett. B* **127** (1983) 185.
- [14] A. Ringwald and Y.Y.Y. Wong, Gravitational clustering of relic neutrinos and implications for their detection, *JCAP* **12** (2004) 005 [[hep-ph/0408241](#)].
- [15] G. Duda, G. Gelmini and S. Nussinov, Expected signals in relic neutrino detectors, *Phys. Rev. D* **64** (2001) 122001 [[hep-ph/0107027](#)].
- [16] G.B. Gelmini, Prospect for relic neutrino searches, *Phys. Scripta T* **121** (2005) 131 [[hep-ph/0412305](#)].
- [17] V. Domcke and M. Spinrath, Detection prospects for the Cosmic Neutrino Background using laser interferometers, *JCAP* **06** (2017) 055 [[1703.08629](#)].
- [18] J.D. Shergold, Updated detection prospects for relic neutrinos using coherent scattering, *JCAP* **11** (2021) 052 [[2109.07482](#)].
- [19] L. Stodolsky, Speculations on Detection of the Neutrino Sea, *Phys. Rev. Lett.* **34** (1975) 110.
- [20] G. Rostagni and J.D. Shergold, The dark Stodolsky effect: constraining effective dark matter operators with spin-dependent interactions, *JCAP* **07** (2023) 018 [[2304.06750](#)].
- [21] B. Eberle, A. Ringwald, L. Song and T.J. Weiler, Relic neutrino absorption spectroscopy, *Phys. Rev. D* **70** (2004) 023007 [[hep-ph/0401203](#)].
- [22] M. Bauer and J.D. Shergold, Relic neutrinos at accelerator experiments, *Phys. Rev. D* **104** (2021) 083039 [[2104.12784](#)].
- [23] M. Yoshimura, N. Sasao and M. Tanaka, Experimental method of detecting relic neutrino by atomic de-excitation, *Phys. Rev. D* **91** (2015) 063516 [[1409.3648](#)].
- [24] A. Arvanitaki and S. Dimopoulos, A Diffraction Grating for the Cosmic Neutrino Background and Dark Matter, [2303.04814](#).
- [25] K. Asteriadis, A.Q. Triviño and M. Spinrath, Bremsstrahlung from neutrino scattering via magnetic dipole moments, *Int. J. Mod. Phys. A* **38** (2023) 2350139 [[2208.01207](#)].
- [26] S. Das, P.S.B. Dev, T. Okawa and A. Soni, Old neutron stars as a new probe of relic neutrinos and sterile neutrino dark matter, [2408.01484](#).
- [27] G. Chauhan, Neutron Stars as a Probe of Cosmic Neutrino Background, [2408.01489](#).
- [28] SUPER-KAMIOKANDE collaboration, Evidence for oscillation of atmospheric neutrinos, *Phys. Rev. Lett.* **81** (1998) 1562 [[hep-ex/9807003](#)].
- [29] SNO collaboration, Measurement of the rate of $\nu_e + d \rightarrow p + p + e^-$ interactions produced by ^8B solar neutrinos at the Sudbury Neutrino Observatory, *Phys. Rev. Lett.* **87** (2001) 071301 [[nucl-ex/0106015](#)].
- [30] KAMLAND collaboration, First results from KamLAND: Evidence for reactor anti-neutrino disappearance, *Phys. Rev. Lett.* **90** (2003) 021802 [[hep-ex/0212021](#)].
- [31] MINOS collaboration, Observation of muon neutrino disappearance with the MINOS detectors and the NuMI neutrino beam, *Phys. Rev. Lett.* **97** (2006) 191801 [[hep-ex/0607088](#)].
- [32] T2K collaboration, Indication of Electron Neutrino Appearance from an Accelerator-produced Off-axis Muon Neutrino Beam, *Phys. Rev. Lett.* **107** (2011) 041801 [[1106.2822](#)].
- [33] Y.F. Perez-Gonzalez and M. Sen, From Dirac to Majorana: the Cosmic Neutrino Background capture rate in the minimally extended Standard Model, [2308.05147](#).

- [34] M. Kobayashi and C.S. Lim, Pseudo Dirac scenario for neutrino oscillations, [Phys. Rev. D **64** \(2001\) 013003](#) [[hep-ph/0012266](#)].
- [35] R.N. Mohapatra and G. Senjanovic, Neutrino Mass and Spontaneous Parity Nonconservation, [Phys. Rev. Lett. **44** \(1980\) 912](#).
- [36] M. Gell-Mann, P. Ramond and R. Slansky, Complex Spinors and Unified Theories, [Conf. Proc. C **790927** \(1979\) 315](#) [[1306.4669](#)].
- [37] T. Yanagida, Horizontal gauge symmetry and masses of neutrinos, [Conf. Proc. C **7902131** \(1979\) 95](#).
- [38] P. Minkowski, $\mu \rightarrow e\gamma$ at a Rate of One Out of 10^9 Muon Decays?, [Phys. Lett. B **67** \(1977\) 421](#).
- [39] R.N. Mohapatra and G. Senjanovic, Neutrino Masses and Mixings in Gauge Models with Spontaneous Parity Violation, [Phys. Rev. D **23** \(1981\) 165](#).
- [40] M. Magg and C. Wetterich, Neutrino Mass Problem and Gauge Hierarchy, [Phys. Lett. B **94** \(1980\) 61](#).
- [41] G. Lazarides, Q. Shafi and C. Wetterich, Proton Lifetime and Fermion Masses in an SO(10) Model, [Nucl. Phys. B **181** \(1981\) 287](#).
- [42] C. Wetterich, Neutrino Masses and the Scale of B-L Violation, [Nucl. Phys. B **187** \(1981\) 343](#).
- [43] R. Foot, H. Lew, X.G. He and G.C. Joshi, Seesaw Neutrino Masses Induced by a Triplet of Leptons, [Z. Phys. C **44** \(1989\) 441](#).
- [44] E. Ma, Pathways to naturally small neutrino masses, [Phys. Rev. Lett. **81** \(1998\) 1171](#) [[hep-ph/9805219](#)].
- [45] A. De Gouvêa, I. Martinez-Soler, Y.F. Perez-Gonzalez and M. Sen, Fundamental physics with the diffuse supernova background neutrinos, [Phys. Rev. D **102** \(2020\) 123012](#) [[2007.13748](#)].
- [46] I. Martinez-Soler, Y.F. Perez-Gonzalez and M. Sen, Signs of pseudo-Dirac neutrinos in SN1987A data, [Phys. Rev. D **105** \(2022\) 095019](#) [[2105.12736](#)].
- [47] M. Sen, Constraining pseudo-Dirac neutrinos from a galactic core-collapse supernova, 5, 2022 [[2205.13291](#)].
- [48] S. Ansarifard and Y. Farzan, Revisiting pseudo-Dirac neutrino scenario after recent solar neutrino data, [2211.09105](#).
- [49] Z. Chen, J. Liao, J. Ling and B. Yue, Constraining super-light sterile neutrinos at Borexino and KamLAND, [JHEP **09** \(2022\) 004](#) [[2205.07574](#)].
- [50] T. Rink and M. Sen, Constraints on pseudo-Dirac neutrinos using high-energy neutrinos from NGC 1068, [2211.16520](#).
- [51] K. Carloni, I. Martinez-Soler, C.A. Argüelles, K.S. Babu and P.S.B. Dev, Probing Pseudo-Dirac Neutrinos with Astrophysical Sources at IceCube, [2212.00737](#).
- [52] J. Franklin, Y.F. Perez-Gonzalez and J. Turner, JUNO as a Probe of the Pseudo-Dirac Nature using Solar Neutrinos, [2304.05418](#).
- [53] P.S.B. Dev, P.A.N. Machado and I. Martinez-Soler, Pseudo-Dirac Neutrinos and Relic Neutrino Matter Effect on the High-energy Neutrino Flavor Composition, [2406.18507](#).
- [54] I. Esteban, M.C. Gonzalez-Garcia, M. Maltoni, T. Schwetz and A. Zhou, The fate of hints: updated global analysis of three-flavor neutrino oscillations, [JHEP **09** \(2020\) 178](#) [[2007.14792](#)].
- [55] J.M. Hardin, I. Martinez-Soler, A. Diaz, M. Jin, N.W. Kamp, C.A. Argüelles et al., New Clues about light sterile neutrinos: preference for models with damping effects in global fits, [JHEP **09** \(2023\) 058](#) [[2211.02610](#)].

- [56] T.J. Weiler, W.A. Simmons, S. Pakvasa and J.G. Learned, Gamma-ray bursters, neutrinos, and cosmology, [hep-ph/9411432](#).
- [57] J.F. Beacom, N.F. Bell, D. Hooper, J.G. Learned, S. Pakvasa and T.J. Weiler, PseudoDirac neutrinos: A Challenge for neutrino telescopes, [Phys. Rev. Lett.](#) **92** (2004) 011101 [[hep-ph/0307151](#)].
- [58] A. Esmaili and Y. Farzan, Implications of the Pseudo-Dirac Scenario for Ultra High Energy Neutrinos from GRBs, [JCAP](#) **1212** (2012) 014 [[1208.6012](#)].
- [59] PLANCK collaboration, Planck 2018 results. VI. Cosmological parameters, [Astron. Astrophys.](#) **641** (2020) A6 [[1807.06209](#)].
- [60] PARTICLE DATA GROUP collaboration, Review of Particle Physics, [PTEP](#) **2020** (2020) 083C01.
- [61] F. Johansson, mpmath: a Python library for arbitrary-precision floating-point arithmetic (version 1.3.0), 2023, <https://mpmath.org>.
- [62] KATRIN collaboration, Direct neutrino-mass measurement based on 259 days of KATRIN data, [2406.13516](#).
- [63] P. Coloma, P. Coloma, M.C. Gonzalez-Garcia, M.C. Gonzalez-Garcia, M. Maltoni, M. Maltoni et al., Constraining new physics with Borexino Phase-II spectral data, [JHEP](#) **07** (2022) 138 [[2204.03011](#)].
- [64] D.W.P. Amaral, D. Cerdeno, A. Cheek and P. Foldenauer, A direct detection view of the neutrino NSI landscape, [JHEP](#) **07** (2023) 071 [[2302.12846](#)].
- [65] DESI collaboration, DESI 2024 VI: Cosmological Constraints from the Measurements of Baryon Acoustic Oscillations, [2404.03002](#).
- [66] M.G. Betti et al., A design for an electromagnetic filter for precision energy measurements at the tritium endpoint, [Prog. Part. Nucl. Phys.](#) **106** (2019) 120 [[1810.06703](#)].
- [67] A. Apponi et al., Implementation and optimization of the PTOLEMY transverse drift electromagnetic filter, [JINST](#) **17** (2022) P05021 [[2108.10388](#)].
- [68] PTOLEMY collaboration, Neutrino physics with the PTOLEMY project: active neutrino properties and the light sterile case, [JCAP](#) **07** (2019) 047 [[1902.05508](#)].
- [69] Y. Cheipesh, V. Cheianov and A. Boyarsky, Navigating the pitfalls of relic neutrino detection, [Phys. Rev. D](#) **104** (2021) 116004 [[2101.10069](#)].
- [70] S. Nussinov and Z. Nussinov, Quantum induced broadening: A challenge for cosmic neutrino background discovery, [Phys. Rev. D](#) **105** (2022) 043502 [[2108.03695](#)].
- [71] A. Arvanitaki and S. Dimopoulos, Cosmic neutrino background on the surface of the Earth, [Phys. Rev. D](#) **108** (2023) 043517 [[2212.00036](#)].
- [72] S. Kalia, Tunneling away the relic neutrino asymmetry, [Phys. Rev. D](#) **110** (2024) 053001 [[2404.11664](#)].
- [73] G. Mangano, G. Miele, S. Pastor, O. Pisanti and S. Sarikas, Updated BBN bounds on the cosmological lepton asymmetry for non-zero θ_{13} , [Phys. Lett. B](#) **708** (2012) 1 [[1110.4335](#)].
- [74] E. Aver, K.A. Olive and E.D. Skillman, The effects of He I $\lambda 10830$ on helium abundance determinations, [JCAP](#) **07** (2015) 011 [[1503.08146](#)].
- [75] C. Hagmann, Cosmic neutrinos and their detection, in American Physical Society (APS) Meeting of the Division of Particles and Fields (DPF 99), 1, 1999 [[astro-ph/9905258](#)].
- [76] COHERENT collaboration, Observation of Coherent Elastic Neutrino-Nucleus Scattering, [Science](#) **357** (2017) 1123 [[1708.01294](#)].
- [77] COHERENT collaboration, First Measurement of Coherent Elastic Neutrino-Nucleus Scattering on Argon, [Phys. Rev. Lett.](#) **126** (2021) 012002 [[2003.10630](#)].

- [78] COHERENT collaboration, Measurement of the Coherent Elastic Neutrino-Nucleus Scattering Cross Section on CsI by COHERENT, [Phys. Rev. Lett. **129** \(2022\) 081801](#) [[2110.07730](#)].
- [79] J. Gluza and M. Zralek, Feynman rules for Majorana neutrino interactions, [Phys. Rev. D **45** \(1992\) 1693](#).