

Observability of Linear Time-Invariant Systems with Relative Measurements: A Geometric Approach

Ioannis A. Raptis

Abstract—This paper explores the observability and estimation capability of dynamical systems using predominantly relative measurements of the system’s state-space variables, with minimal to no reliance on absolute measurements of these variables. We concentrate on linear time-invariant systems, in which the observation matrix serves as the algebraic representation of a graph object. This graph object encapsulates the availability of relative measurements. Utilizing algebraic graph theory and abstract linear algebra (geometric) tools, we establish a link between the structure of the graph of relative measurements and the system-theoretic observability subspace of linear systems. Special emphasis is given to multi-agent networked systems whose dynamics are governed by the linear consensus protocol. We demonstrate the importance of absolute information and its placement to the system’s dynamics in achieving full-state estimation. Finally, the analysis shifts to the synthesis of a distributed observer with relative measurements for single integrator dynamics, exemplifying the relevance of the preceding analytical findings. We support our theoretical analysis with numerical simulations.

Index Terms—linear systems, multi-agent dynamical systems, geometric methods, observability, distributed observer synthesis

I. INTRODUCTION

ONE standard functionality of control systems is the estimation of characteristic quantities of a system or process that changes with time based on a series of measurements. This core problem involves a computational unit that collects sensor data from the monitored process and, in real-time, executes an algorithm to produce informed estimates of relevant variables. Therefore, the culmination of every estimation method for dynamical systems is an estimation algorithm: a “filter” in stochastic systems, and an “observer” in deterministic ones. Kalman’s filter [2] is the most renowned in this domain, while Luenberger laid the ground work for the design of observers [3]. A powerful tool in the synthesis of observers are the geometric methods [4], [5], which leverage the linear algebraic properties of linear systems’ matrices to determine system theoretic properties and synthesize feedback controllers, disturbance decouplers, and, state observers. Key milestones in the field of geometric methods for linear systems have been marked by Basile and Maro [6], Wonham [7], and, more recently, Trentelman [8] in their respective research. This rudimentary outline of the estimation challenge gives rise to two correlated facets.

The first facet emerges when the sensor data offer relative, rather than absolute, measurements [9]. A characteristic example is the localization of a team of robots where the units exchange relative measurements of bearings and range from their onboard exteroceptive (e.g., laser camera) and interoceptive (e.g., IMU, encoders, etc.) sensors. Similar problems arise in the formation of satellites [10] and clock synchronization in networks of processors [11].

The second facet arises when replacing the central processor, which traditionally aggregates measurements, with a distributed network of processor-sensor nodes. In this setup, each node (or agent) gathers its own measurements and those from adjacent nodes to formulate a local estimate of a system variable. This is the classical problem of distributed estimation. It becomes particularly compelling when the estimated system also consists of interacting dynamic nodes, e.g., the well-known agreement dynamics. A substantial portion of research in distributed estimation focuses on analyzing and synthesizing distributed versions of the Kalman filter [12]–[16]. This involves examining the interaction between the dynamics of the distributed filter (or node), the availability of local measurements, and the nature of information exchanged with communicating nodes. Distributed Luenberger observers [17]–[20] are distinguished by adapting the classic observer concept to suit the nuances of networked or multi-agent systems. Primary objectives include ensuring the stability of the observer network and devising methods to minimize the information required by the distributed observers.

The two subproblems, intriguingly, may intertwine. For instance, the localization of a robotic swarm or mobile sensor network could occur in a distributed fashion, rather than centrally. In this scenario, each robot, or mobile sensor, computes its absolute position by relying on the relative positions and information exchanged with neighboring robots [21]–[25]. This challenge embodies the integration of both facets: the relative measurement aspect and the distributed estimation element.

In this work, we delve into the observability of linear time-invariant (LTI) dynamic systems, which predominantly rely on measurements of differences between state variables, with few or no direct measurements of the state variables themselves. The framework for representing these relative observations is efficiently captured through a graph-based model and its associated incidence matrix. We establish a set of mathematical propositions that define necessary and sufficient conditions for the observability of this specific category of dynamic systems. Further, our analysis expands to include the observability of multi-agent dynamical systems, which display

I. Raptis is with the Department of Electrical and Computer Engineering, North Carolina Agricultural and Technical State University, Greensboro, NC, 27411 USA e-mail: iraptis@ncat.edu

A short, preliminary version of this paper is included in the Proceedings of the 2019 ASME Dynamic Systems and Control Conference [1].

a graph-associated structural form. We concentrate on the agreement dynamics, specifically in scenarios where the graph of the consensus protocol corresponds with that of the relative measurements. We also provide a detailed exposition of how limited global measurements influence the observability of the agreement dynamics. Additionally, we propose a novel design for a distributed observer tailored for a single-integrator multi-agent dynamical system using the system theoretical properties previously delineated in the paper.

The principal contribution of this work is a geometric analysis of the observability problem using relative measurements, creating a toolkit at the crossroads of linear algebra and algebraic graph theory. This approach culminates in linking the spectral characteristics of the graph, which represents the available relative measurements, with specific subspaces generated by the state-space matrices of the dynamic system. Through this linkage, we identify essential principles that establish conditions for the system's well-understood concept of observability. We demonstrate that geometric methods for analyzing systems with relative measurements, and more broadly dynamical systems incorporating a structural graph abstraction, enhance the role of "structure" in mathematical analysis. This focus significantly reduces reliance on matrix manipulation. Furthermore, this methodology facilitates the ergonomic synthesis of distributed observers: rather than immediately pursuing an observer design that conforms to traditional frameworks, we can initially assess solvability and existence based on the system's dynamics and the measurement graph, subsequently constructing the observer if feasible. In essence, our goal is to develop a method that prioritizes synthesis—focusing on structure—over design, which typically involves determining numerical values for free parameters.

The structure of the paper is as follows: Section II provides mathematical preliminaries and notation pertinent to the problem. Section III presents a detailed description of the problem addressed in this paper. In Section IV, we delve into a series of propositions concerning the observability of LTI systems monitored by relative measurement models associated with specific graphs. The core contribution is articulated in Section V, which delineates conditions for the observability of generic LTI systems and the agreement dynamics based on relative observations of a general structure. Conditions for observability of the agreement dynamics with a single absolute measurement are explored in Section VI. The methodology for designing a distributed observer for single-integrator multi-agent systems is outlined in Section VII. Finally, Section VIII includes validating numerical simulations to support the theoretical findings.

II. NOTATION, TERMINOLOGY, AND MATHEMATICAL PRELIMINARIES

This section succinctly revisits essential concepts and notations from linear algebra, matrix analysis, and algebraic graph theory, which are integral to our subsequent discussions. Readers may consult standard linear algebra texts such as Axler [26], Horn and Johnson [27], and Garcia and Horn [28], graph theory references like Godsil and Royle [29], Bollobás

[30], and foundational works on networked control systems including Mesbahi and Egerstedt [31], Bullo et al. [32], and Olfadi-Saber et al. [33].

Notational Conventions: The set \mathbb{R}^n denotes the n -dimensional real coordinate space, comprising all n -tuples of real numbers. A column vector $x \in \mathbb{R}^n$ with components x_1, x_2, \dots, x_n is represented as $x = [x_1; x_2; \dots; x_n]$. The transpose of the column vector x , denoted by x^T , is expressed as $[x_1, x_2, \dots, x_n]$. The symbol $\mathbf{0}_n$ signifies an n -dimensional column vector of zeros, while $\mathbf{1}_n$ indicates a similar vector but with ones. The $n \times n$ zero and identity matrices are denoted by O_n and I_n , respectively. The notation $|\cdot|$ refers to either the cardinality of a set or the absolute value of a real number, contextually.

Linear Algebra: Consider a set of vectors $V = \{v_1, v_2, \dots, v_m\}$ in a finite-dimensional vector space \mathcal{V} . The span of V , denoted by $\text{span}(V)$, is the set of all possible linear combinations of the vectors in V and forms a subspace of \mathcal{V} , i.e., $\text{span}(V) \subseteq \mathcal{V}$. The set V is a basis of \mathcal{V} if and only if its elements are linearly independent and its span covers \mathcal{V} . In any finite-dimensional vector space, all bases have the same cardinality, defining the dimension of the space, denoted as $\dim(\mathcal{V})$.

Matrix Algebra: An $m \times n$ real matrix A defines three fundamental subspaces in \mathbb{R}^n : the column space (or image), the row space (or coimage), and the nullspace (or kernel) of A , denoted by $\text{null}(A)$. For $x \in \text{null}(A)$, it holds that $Ax = \mathbf{0}_n$. The rank of A , $\text{rank}(A)$, is the dimension of its column space, while its nullity, $\text{nullity}(A)$, is the dimension of its nullspace. The rank-nullity theorem asserts that for A , $\text{rank}(A) + \text{nullity}(A) = n$. In the case of a square matrix A with eigenvalue λ , the associated eigenspace in \mathbb{R}^n is the span of the eigenvectors corresponding to λ .

Graph Theory: An undirected graph is a pair $\mathcal{G} = (\mathcal{V}, \mathcal{E})$, with \mathcal{V} representing vertices and \mathcal{E} , a set of unordered vertex pairs or edges. In a directed graph, edges are ordered pairs. Vertices i and j connected by an edge $(i, j) \in \mathcal{E}$ are adjacent or neighboring. The neighborhood $\mathcal{N}(i)$ of vertex i comprises its adjacent vertices, and its degree, $d(i)$, is the count of such vertices. A graph is connected if every pair of vertices is linked by a path; otherwise, it is disconnected.

Algebraic Graph Theory: This field links graphs with algebraic structures like matrices. For an undirected graph \mathcal{G} with n vertices, the adjacency matrix $\mathcal{A}(\mathcal{G})$ is defined such that $\mathcal{A}(\mathcal{G})_{ij} = 1$ if vertices i and j are connected, and 0 otherwise. The degree matrix $\Delta(\mathcal{G})$ has diagonal entries $\Delta(\mathcal{G})_{ii} = d(i)$ and zeros elsewhere. The graph Laplacian, \mathcal{L} , is $\Delta(\mathcal{G}) - \mathcal{A}(\mathcal{G})$. The Laplacian's rows sum to zero, and it is symmetric and positive semidefinite. The eigenvalue $\lambda_1(\mathcal{G}) = 0$ corresponds to the eigenvector $\mathbf{1}_n$, placing it in \mathcal{L} 's nullspace. For a connected graph, the nullspace is one-dimensional, and $\lambda_2(\mathcal{G})$ is the smallest positive eigenvalue.

The incidence matrix $\mathcal{D}(\mathcal{G})$ for a directed graph with ϵ edges is defined with elements

$$\mathcal{D}(\mathcal{G})_{ij} = \begin{cases} -1, & \text{if vertex } i \text{ is the tail of edge } j; \\ 1, & \text{if vertex } i \text{ is the head of edge } j; \\ 0, & \text{otherwise.} \end{cases}$$

This matrix is also applicable to undirected graphs given an arbitrary orientation. Its column sums are zero, reflecting the graph's topology.

III. PROBLEM STATEMENT

We examine the observability of Linear Time-Invariant (LTI) systems predominantly through relative measurements. For ease of reference, we term this observation setup a Relative Sensing System (RSS). In RSS, the nodes are equipped to measure the differences between pairs of state variables, termed *relative measurements*, along with certain state variables, known as *absolute* or *anchor measurements*, of an LTI system. Our primary aim is to determine the conditions under which the LTI system is observable when the available observations mainly consist of relative measurements of the system's states, complemented by a minimal number (potentially as few as one) or even in the absence of anchor measurements.

To start formulating the problem at hand, consider the customary LTI system

$$\begin{aligned}\dot{x} &= Ax + Bu \\ y &= Cx,\end{aligned}\tag{1}$$

where $x \in \mathbb{R}^n$ is the LTI system's state vector $[x_1; x_2; \dots; x_n]$, $u \in \mathbb{R}^l$ is its input vector $[u_1; u_2; \dots; u_l]$, and $y \in \mathbb{R}^m$ is its observation vector $[y_1; y_2; \dots; y_m]$. The matrices $A \in \mathbb{R}^{n \times n}$, $B \in \mathbb{R}^{n \times l}$, and $C \in \mathbb{R}^{m \times n}$ are the state, input, and observation matrices of the LTI system, respectively. From standard results, the observability matrix, \mathcal{O} , of the LTI system (1) is defined by

$$\mathcal{O} = \begin{bmatrix} C \\ CA \\ CA^2 \\ \vdots \\ CA^{n-1} \end{bmatrix}.\tag{2}$$

For brevity, the LTI system (1), when we address its observability property, is considered equivalent to the matrix pair (A, C) ; that is, if the system (1) is observable, it is the same to say that the pair (A, C) is observable.

The available relative measurements of the RSS are conveniently represented by a directed graph $\mathcal{G} = (\mathcal{V}, \mathcal{E})$. The node set \mathcal{V} consists of the states of the LTI system, and the edge set \mathcal{E} represents the availability of relative measurements. For example, the edge $(i, j) \in \mathcal{E}$ between the nodes i and j states that sensing node i can measure the difference $x_j - x_i$, and vice versa. When this is the case, the incidence matrix, \mathcal{D} , of graph \mathcal{G} is used to capture all the relative measurements of the RSS with the vector $\mathcal{D}^T x$. With this representation, the graph \mathcal{G} determines the elements of the observation matrix C . We say that the LTI system (1) is *monitored* by an RSS; we refer to the graph \mathcal{G} —which captures the relative measurements of the RSS—as the *relative observations graph*, matrix \mathcal{D}^T as the *relative observations matrix*, and vector $\mathcal{D}^T x$ as the *relative observation vector*. It is noted that the orientation of the graph does not impact the subsequent analysis; hence, the signs of the incident matrix elements, can be arbitrarily chosen.

Before proceeding to the main results of this paper, we outline a number of preparatory theorems related to the observability of LTI systems. About the notation, consider the generic representation of the LTI system (1). The first theorem involves the standard definition of observability.

Theorem 1. *The matrix pair (A, C) is observable if and only if the rank of the $nm \times n$ observability matrix \mathcal{O} in (2) is n .*

Proof. The proof of this basic theorem can be found in any textbook of linear systems theory, for example in [4, pg.144]. \square

The following propositions associate the eigenvectors of the state matrix A and the rank of the observation matrix C with the observability of the LTI system, and will be used extensively in the succeeding analysis.

Theorem 2. *The matrix pair (A, C) is not observable if and only if there exists an eigenvector $\nu \in \mathbb{R}^n$ of A such that*

$$C\nu = \mathbf{0}_m.$$

Proof. The proof of Theorem 2 is detailed in [34, pg. 319]. \square

A useful restatement of the above theorem is the subsequent corollary:

Corollary 3. *The matrix pair (A, C) is observable if none of the eigenvectors of A belong to the kernel of C , $\text{null}(C)$, or equivalently if $\text{null}(sI_n - A) \cap \text{null}(C) = \emptyset$ for every $s \in \mathbb{R}$.*

Proof. Theorem 2 can be rephrased as the following logical implication: the pair (A, C) is observable if there is no eigenvector, ν , of A for which $C\nu = \mathbf{0}_m$. Hence, the pair (A, C) is observable if there is no eigenvector of A that belongs to the kernel of C . In other words, the eigenspace of A and the kernel of C are disjoint. Let λ be an eigenvalue of A ; the eigenspace of A can be conveniently expressed as the kernel of the matrix $\lambda I_n - A$; therefore, observability of (A, C) requires $\text{null}(sI_n - A) \cap \text{null}(C) = \emptyset$ for every $s \in \mathbb{R}$. A very similar derivation of this proof can be found in [4]. \square

A first consequence of the above corollary is the following:

Proposition 4. *The matrix pair (A, C) is unobservable if an eigenvector belongs to both kernels of A and B , or, alternatively, if the two matrices have intersecting kernels, i.e., $\text{null}(A) \cap \text{null}(C) \neq \emptyset$.*

Proof. This proposition can be viewed as an instance of Corollary 3 when zero is an eigenvalue of matrix A . Suppose that v is a vector belonging to the intersection of matrices A and C kernels. We start with the observation that vector v also belongs to the eigenspace of A with corresponding eigenvalue zero, because $Av = \mathbf{0}_n = 0v$. Since $v \in \text{null}(C)$, we have $Cv = \mathbf{0}_m$, therefore the pair (A, C) is unobservable on the account of Theorem 2 because an eigenvector of A belongs to the kernel of C . \square

Another consequence of Theorem 2 is the following proposition:

Proposition 5. *The matrix pair (A, C) is observable if the rank of the observation matrix C is n .*

Proof. If the matrix C is of rank n , then by virtue of the rank-nullity theorem the nullity of C is zero; hence, there does not exist a vector $v \in \mathbb{R}^n$ such that $Cv = 0$. Thereby, in light of Theorem 2, the LTI system (1) is observable. \square

The Popov-Belevitch-Hautus test, commonly known as the PBH or Hautus test, for observability is an elegant restatement of the eigenvector test of Theorem 2 and the rank conditions of Corollary 3 and Proposition 5.

Theorem 6. *(Popov-Belevitch-Hautus test for observability) The LTI system given in (1) is observable if and only if*

$$\text{rank}\left(\begin{bmatrix} sI_n - A \\ C \end{bmatrix}\right) = n, \text{ for every } s \in \mathbb{R}.$$

Proof. The proof of the PBH test for observability can be found in [34, pg.321] or [4, pg.145]. \square

In summation, the PBH test establishes the equivalence that the pair (A, C) is observable if and only if $\text{null}(sI_n - A) \cap \text{null}(C) = \emptyset$ for every $s \in \mathbb{R}$.

IV. OBSERVABILITY OF SPECIAL RSS OBSERVATION MATRICES

In this section, we investigate the observability property of the generic LTI system given in (1) when the observation matrix C corresponds to an RSS with distinctive topology. Our aim is to gradually bring out key notions that are needed in the subsequent analysis of more general cases. Consider an RSS consisting of a collection of “circular” relative measurements with an observation matrix that corresponds to a cycle relative observations graph \mathcal{G} having n vertices and edges, such that $y_i = x_i - x_{i+1}$, with $i = 1, \dots, n-1$, and $y_n = x_n - x_1$.

Definition 7. The $n \times n$ cycle observation matrix C_n^c is defined as the difference $C_n^c = I_n - R_n$, where R_n is the $n \times n$ full cycle shift matrix given by

$$R_n = \begin{bmatrix} 0 & 1 & 0 & \dots & 0 \\ 0 & 0 & 1 & \dots & 0 \\ \vdots & \vdots & \vdots & \dots & \vdots \\ 0 & 0 & 0 & \dots & 1 \\ 1 & 0 & 0 & \dots & 0 \end{bmatrix}.$$

At this point, we narrow our attention to the cycle observation matrix, C_n^c , because it celebrates a number of featured properties such as connectivity, presence of a cycle, and symmetry. The following proposition specifies the rank of the $n \times n$ cycle observation matrix C_n^c :

Proposition 8. *The rank of the $n \times n$ cycle observation matrix C_n^c is $n - 1$.*

Proof. Assume that the vector $\nu = [\nu_1; \nu_2; \dots; \nu_n]$ belongs to the nullspace of matrix C_n^c , i.e., $\nu \in \text{null}(C_n^c)$; then, for the vector ν we have

$$C_n^c \nu = \mathbf{0}_n \Rightarrow \begin{bmatrix} \nu_1 - \nu_2 \\ \nu_2 - \nu_3 \\ \vdots \\ \nu_n - \nu_1 \end{bmatrix} = \mathbf{0}_n \Rightarrow \nu_1 = \nu_2 = \dots = \nu_n.$$

From the above right-hand side equalities, it holds that $C_n^c \mathbf{1}_n = \mathbf{0}_n$. Therefore, the nullspace of C_n^c is the spanning set of $\mathbf{1}_n$, i.e., $\text{null}(C_n^c) = \text{span}(\mathbf{1}_n)$, and its nullity is one ($\text{nullity}(C_n^c) = 1$). From the rank-nullity Theorem, we get

$$\text{rank}(C_n^c) + \text{nullity}(C_n^c) = n \Rightarrow \text{rank}(C_n^c) = n - 1.$$

\square

Intuitively, having available only relative measurements of the states may limit the observability of the LTI system. This claim is somewhat expected because Proposition 8 has established that the cycle observation matrix, C_n^c , is rank deficient.

For example, in the trivial case where $A = 0$ (absence of dynamics) and $u = 0$, such that $\dot{x} = 0$, it is not possible to obtain an estimate of x from the observation vector $y = C_n^c x$, where absolute measurements are entirely missing. This perceptible notion is formally asserted in the following Theorem:

Theorem 9. *The matrix pair (A, C_n^c) is observable if and only if no eigenvector of matrix A belongs to the span of $\mathbf{1}_n$.*

Proof. The PBH test requires for the LTI system (1) to be observable that the following rank condition will hold:

$$\text{rank}\left(\begin{bmatrix} sI_n - A \\ C_n^c \end{bmatrix}\right) = n, \text{ for every } s \in \mathbb{R}.$$

Because the compound matrix of the PBH test has n columns, the requirement for observability is that its nullspace is empty. Another way to view this requirement is that the nullspace of the matrix $[sI - A]$ with the nullspace of C_n^c are disjoint, i.e., $\text{null}(sI - A) \cap \text{null}(C_n^c) = \emptyset$, for every $s \in \mathbb{R}$, or that there can be no eigenvector of A in the nullspace of C_n^c .

In Theorem 8, we have shown that the one-dimensional nullspace of C_n^c is the span of the vector $\mathbf{1}_n$. Thus, the LTI system is observable if and only if no eigenvector of A belongs to $\text{span}(\mathbf{1}_n)$; that is, $A\mathbf{1}_n \neq s\mathbf{1}_n$ for any $s \in \mathbb{R}$. \square

As an example, consider the cycle observation matrix C_3^c that corresponds to an RSS with three nodes and has the form

$$C_3^c = \begin{bmatrix} 1 & -1 & 0 \\ 0 & 1 & -1 \\ -1 & 0 & 1 \end{bmatrix}.$$

The eigenvectors of the diagonal state matrix $A = \text{diag}(1, 1, 2)$ are $v_1 = [1; 0; 0]$, $v_2 = [0; 1; 0]$, and $v_3 = [0; 0; 1]$; where none of which belongs to the span of $\mathbf{1}_3$. As expected, the rank of the observability matrix is three; thus, the LTI system is observable. Now, assume that the state matrix, A , is the identity matrix I_3 . It is well-known that I_3 has a

single eigenvalue $\lambda = 1$, and its corresponding eigenspace is the entire \mathbb{R}^3 . Because $\mathbf{1}_3$ belongs to the eigenspace of A , the system is unobservable and its observability matrix is rank deficient (i.e., $\text{rank}(\mathcal{O}) = 2$). Returning to the motivating example of Theorem 9, the state matrix $A = O_3$ has one eigenvalue $\lambda = 0$, and its corresponding eigenspace is the entire \mathbb{R}^3 ; hence, the system that corresponds to the matrix pair (O_3, C_3^g) is unobservable and, similarly to the previous case, $\text{rank}(\mathcal{O}) = 2$.

A mean to guarantee the observability of an LTI system that is monitored by an RSS with observation matrix C_n^c is to add an anchor node to the observation vector, e.g., without loss of generality, the absolute measurement of the state x_n . Therefore, we define the $(n+1) \times n$ anchored cycle observation matrix C_n^a as follows:

$$C_n^a = \begin{bmatrix} C_n^c \\ e_n \end{bmatrix}, \text{ where } e_n = [0, 0, \dots, 0, 1].$$

Proposition 10. *The rank of the $(n+1) \times n$ anchored cycle observation matrix C_n^a is n .*

Proof. It suffices to show that $\text{nullity}(C_n^a) = 0$ or $\text{null}(C_n^a) = \emptyset$. Assume that the vector $\nu = [\nu_1; \nu_2; \dots; \nu_n]$ belongs to the nullspace of matrix C_n^a , i.e., $\nu \in \text{null}(C_n^a)$. Then, for vector ν we have the following series of implications:

$$\begin{aligned} C_n^a \cdot \nu = \mathbf{0}_{(n+1)} &\Rightarrow \begin{bmatrix} \nu_1 - \nu_2 \\ \nu_2 - \nu_3 \\ \vdots \\ \nu_n - \nu_1 \\ \nu_n \end{bmatrix} = \mathbf{0}_{(n+1)} \\ &\Rightarrow \nu_1 = \nu_2 = \dots = \nu_n = 0. \end{aligned}$$

Therefore, only the trivial eigenvector, $\mathbf{0}_n$, belongs to the nullspace of matrix C_n^a , establishing that $\text{nullity}(C_n^a) = 0$. From the rank-nullity theorem, we get

$$\text{rank}(C_n^a) + \text{nullity}(C_n^a) = n \Rightarrow \text{rank}(C_n^a) = n$$

□

In light of Proposition 5, Proposition 10 constitutes every LTI system with observation matrix C_n^a observable. In summary, this section examines the observability property of LTI systems that are monitored by an RSS with an observation matrix that corresponds to a cycle graph with and without an anchor node.

V. OBSERVABILITY OF GENERAL RSSS

In this section, our attention is shifted to the overall instance of LTI systems monitored by an RSS, which does not necessarily have a distinguishing topology. Consider the standard description of LTI systems given in (1). The RSS is mathematically encapsulated by the observation vector $y = \mathcal{D}^T x$, corresponding to an observation graph \mathcal{G} .

In what follows, unless stated otherwise, we consider the graph \mathcal{G} be connected with n vertices and ϵ edges. It is silently implied that the incidence matrix of \mathcal{G} is \mathcal{D} . The orientation of the graph is assumed arbitrary, as it is immaterial to the derivation of the subsequent propositions. In the following

analysis, we will use frequently the premises of the next two lemmas.

Lemma 11. *The transpose of its incidence matrix, \mathcal{D}^T , has rank $n - 1$.*

Proof. The proof of this lemma can be found in [35, pg.24] or [29, pg.166]. □

Lemma 12. *The kernel of the transpose of the incidence matrix, \mathcal{D}^T , is the span of $\mathbf{1}_n$, that is, $\text{null}(\mathcal{D}^T) = \text{span}(\mathbf{1}_n)$ and in consequence $\text{nullity}(\mathcal{D}^T) = 1$.*

Proof. We prove this lemma by contradiction. Assume that vector $v = [v_1; v_2; \dots; v_n]$ does not belong to the $\text{span}(\mathbf{1}_n)$ but it belongs to the kernel of \mathcal{D}^T : by assumption, we can write

$$\mathcal{D}^T v = \mathbf{0}_n.$$

Then, for every element pair (i, j) of the edge set \mathcal{E} of \mathcal{G} , we have $v_i - v_j = 0$. Because \mathcal{G} is connected, this implies that $v_i = v_j$ for all $i, j \in \mathcal{V}$. Because all elements of v are equal, it belongs to the span of $\mathbf{1}_n$. It is trivial to show that $\text{span}(\mathbf{1}_n)$ is a single-dimension vector space, therefore, $\text{nullity}(\mathcal{D}^T) = 1$, which concludes the proof. □

The observability of the LTI system (1) monitored by an RSS with observation vector $y = \mathcal{D}^T x$ is established by our next theorem.

Theorem 13. *The matrix pair (A, \mathcal{D}^T) is observable if and only if no eigenvector of A belongs to the kernel of \mathcal{D}^T , namely, $\text{span}(\mathbf{1}_n)$.*

Proof. The proof is derived in much the same way as Theorem 9. The pair (A, \mathcal{D}^T) is observable if the kernels of $sI_n - A$, for every $s \in \mathbb{R}$, and \mathcal{D}^T are disjoint, i.e., $\text{null}(sI_n - A) \cap \text{null}(\mathcal{D}^T) = \emptyset$. Lemma 12 asserts that the kernel of \mathcal{D}^T is the span of $\mathbf{1}_n$. It follows that the matrix pair (A, \mathcal{D}^T) is observable if there is no eigenvector of A that belongs to $\text{span}(\mathbf{1}_n)$, or there is no real s such that $A\mathbf{1}_n = s\mathbf{1}_n$. □

Analogous to the case of the cycle observation matrix, C_n^c , the following lemma manifests that the observability of an LTI system monitored by a connected RSS is assured if an anchor node is augmented in the relative measurements vector $y = \mathcal{D}^T x$. There is no loss of generality in assuming that the measurement of the state x_n is the anchor node of the connected RSS.

Lemma 14. *The observation matrix*

$$\begin{bmatrix} \mathcal{D}^T \\ e_n \end{bmatrix}$$

is full rank and renders the LTI system (1) observable.

Proof. In like manner with previous proofs, in order to show that

$$\text{rank}\left(\begin{bmatrix} \mathcal{D}^T \\ e_n \end{bmatrix}\right) = n,$$

we only need to show that the nullspaces of \mathcal{D}^T and e_n are disjoint. If this is the case, then the nullity of the compound observation matrix is zero, and the compound matrix is full

column rank. By Lemma 12 it holds $\text{null}(\mathcal{D}^T) = \text{span}(\mathbf{1}_n)$, and all vectors of $\text{null}(\mathcal{D}^T)$ have the form $\alpha \mathbf{1}_n$ where α is a nonzero real number. Because $e_n(\alpha \mathbf{1}_n) \neq 0$ for every α , there is no element of $\text{null}(\mathcal{D}^T)$ that belongs to $\text{null}(e_n)$. Hence, the two nullspaces are disjoint and the rank of the compound observation matrix is n . Finally, by Proposition 5 because the observation matrix is full rank, the instance of the LTI system (1) is observable, and the proof is complete. \square

The importance of Lemma 14 is the assertion that observability of an LTI system is separate from the system's dynamics—that is, independent of the state matrix A —because the observations map consisting of relative measurements (of a connected RSS graph \mathcal{G}) and an anchor node is full-row rank.

We can conveniently extend the postulates of the previous propositions to the analysis of multi-agent dynamical systems, viz., systems where their dynamic structure is associated with the topology of a graph object. The most prominent example of multi-agent coordination is the consensus protocol (or the agreement dynamics). Here, we investigate the observability of the agreement-dynamics of a multi-agent dynamical monitored by an RSS. In the remainder of this section, we account for the case that the interconnections of the agreement dynamics and the RSS are represented by the same graph \mathcal{G} , where \mathcal{L} and \mathcal{D} are its Laplacian and incidence matrices, respectively.

Corollary 15. *The agreement dynamics*

$$\begin{aligned}\dot{x} &= -\mathcal{L}x + u \\ y &= \mathcal{D}^T x\end{aligned}$$

are unobservable.

Proof. The proof is straightforward. From existing knowledge, the kernel of the Laplacian matrix \mathcal{L} , of a connected graph with n vertices, is $\text{span}(\mathbf{1}_n)$ (see [29, pg.279] and [31, pg.27]). It follows that the matrices \mathcal{L} and \mathcal{G} have the same kernel; therefore, the matrix pair $(-\mathcal{L}, \mathcal{D}^T)$ is unobservable by Theorem 13. \square

According to Lemma 14, if at least one anchor node is added to the observation vector of the RSS, the matrix pair $(-\mathcal{L}, \mathcal{D}^T)$ becomes observable.

Hitherto, the centerpiece of our analysis has been the relative observation matrix, \mathcal{D}^T , and vector, $\mathcal{D}^T x$, of an RSS's observation graph \mathcal{G} . A distinctive observation matrix of like importance is the Laplacian matrix, \mathcal{L} , of the graph \mathcal{G} . It is reminded that the two matrices are associated by the relationship $\mathcal{L} = \mathcal{D}\mathcal{D}^T$. We have already explained that the relative observation vector captures all the available relative measurements of the RSS. Let us define $y_i^j = x_j - x_i$ as the relative measurement of sensing node j with respect to node i ; and \mathcal{N}_i the set of adjacent (neighboring) sensing nodes to i , determined by the graph \mathcal{G} . For the observation vector $\mathcal{L}x$, after some elementary algebra, one can show that its i -th element is

$$\sum_{j \in \mathcal{N}_i} y_i^j = \sum_{j \in \mathcal{N}_i} (x_j - x_i),$$

which is the sum of relative information that the sensing node i receives from its neighbors, and it is the observation (or

output) that the sensing node i has available for decision-making (estimation or control). The following theorem establishes the equivalency in observability between the two specific observation matrices.

Theorem 16. *The matrix pair (A, \mathcal{D}^T) is unobservable if and only if the pair (A, \mathcal{L}) is unobservable.*

Proof. Suppose that matrix pair (A, \mathcal{D}^T) is unobservable, then from Theorem 2 there is an eigenvector v of A such that

$$\mathcal{D}^T v = 0 \Rightarrow \mathcal{D}\mathcal{D}^T v = 0 \Rightarrow \mathcal{L}v = 0.$$

Consequently, we have that v also belongs to the kernel of \mathcal{L} , and it follows that the pair (A, \mathcal{L}) is unobservable. For the sufficiency we use the identical argument: suppose that (A, \mathcal{L}) is unobservable; there is an eigenvector v of A for which we can write

$$\begin{aligned}\mathcal{L}v &= 0 \Rightarrow \mathcal{D}\mathcal{D}^T v = 0 \Rightarrow v^T \mathcal{D}\mathcal{D}^T v = 0 \\ &\Rightarrow (\mathcal{D}^T v)^T \mathcal{D}^T v = 0 \\ &\Rightarrow \|\mathcal{D}^T v\| = 0.\end{aligned}$$

This gives $\mathcal{D}^T v = 0$, and v belongs to the kernel of \mathcal{D}^T , which yields the matrix pair (A, \mathcal{D}^T) unobservable. \square

The last theorem states that the observability of an LTI system monitored by an RSS is all the same if the observation matrix is the relative observation matrix or the Laplacian of the relative observation graph.

To sum up, in this section we examine the observability of dynamical systems monitored by an RSS. For a connected RSS graph, Theorem 13 declares that observability is achieved if the eigenvectors of the state matrix do not belong to $\text{span}(\mathbf{1})$, while Lemma 14 postulates that the addition of even a single anchor node to the collection of relative measurements of the RSS will render the LTI system observable. In the following section, we delve into the impact of a single observation anchor node to the stability of a special class of LTI systems: the continuous-time agreement dynamics.

VI. OBSERVABILITY ANALYSIS OF THE SINGLE MEASUREMENT AGREEMENT DYNAMICS

This section deals with the observability property of coordinated multi-agent dynamic systems that execute the consensus protocol and only a single anchor node is observed. In this direction, we consider the agreement dynamics of a multi-agent system, and, without loss of generality, we further assume that the anchor measurement is the state x_n . Thus, the system under consideration has the following form:

$$\begin{aligned}\dot{x} &= -\mathcal{L}x \\ y &= e_n x.\end{aligned}\tag{3}$$

This problem can be considered as the observability equivalent of the controllability of single-leader multi-agent systems. In the latter instance, the goal is to control the entire multi-agent system by a single control unit; while in the former case, the objective is to determine the multi-agent system's state by a single measurement. The duality of the two properties (observability and controllability) for the multi-agent system

(3) counters the rest classes of systems presented in this paper, where the study of observability cast a unique application domain without an evident controllability counterpart.

The controllability property of single-leader multi-agent systems has been rigorously investigated in [36]–[38]. An element of particular interest is the effect of the leading node's placement in the graph to the controllability of the agreement dynamics. In [37] it was shown that leader-symmetry makes the agreement dynamics uncontrollable. Here, we provide an alternative to [37] proof of this statement, where we show the relation of the symmetry of the graph and the observability of the single-measurement multi-agent system (3).

The following Lemma is the single-measurement observability equivalent of the proposition presented in [37] for the controllability of single-leader agreement dynamics; the derivation of its proof is repeated for completeness:

Lemma 17 (Observability equivalent of [37, Proposition 5.4]). *The single-measurement agreement dynamics (3) are unobservable if and only if at least one of the eigenvectors of \mathcal{L} has a zero component on the index that corresponds to the measured (anchor) state.*

Proof. Let $\nu_j = [\nu_j^1; \nu_j^2; \dots; \nu_j^n]$, with $j = 1, \dots, n$, be the eigenvector of the Laplacian matrix \mathcal{L} . Theorem 2 states that the single-measurement agreement dynamics (3), with observation matrix the row vector e_n , are unobservable if and only if there exists an eigenvector ν_j of \mathcal{L} such that

$$e_n \cdot \nu_j = 0 \Rightarrow \nu_j^n = 0.$$

Thus, if \mathcal{L} has an eigenvector with a zero component on the index that corresponds to the measured node, the system (3) is unobservable (sufficiency), and vice versa, i.e., if the system is unobservable, then \mathcal{L} has at least one eigenvector with a zero component at its n^{th} entry (necessity). \square

Lemma 17 is a preparatory step to associate the observability of the single-measurement agreement dynamics with the spectral properties of their information-exchange network, encapsulated by the graph \mathcal{G} . The succeeding propositions determine the observability of the system depending on the location of the anchor node at the graph. In particular, we intent to establish the relation between the observability of the system and the symmetry of the graph. The main result is built gradually, after a sequence of elementary propositions related to the observability of the system and the spectral properties of its graph \mathcal{G} . The following theorem connects the observability of system with the eigenvalues of \mathcal{L} . Its original derivation—in the dual context of controllability of the single-leader agreement dynamics—is presented in [37].

Theorem 18 (Observability equivalent of [37, Proposition 5.1]). *The single-measurement agreement dynamics (3) are unobservable if the Laplacian matrix \mathcal{L} does not have distinct eigenvalues.*

Proof. Without loss of generality, assume that ν_1 and ν_2 are eigenvectors of the eigenvalue λ that has multiplicity two. It is further assumed that the components of ν_1 and ν_2 that correspond to the index of the anchor node are nonzero;

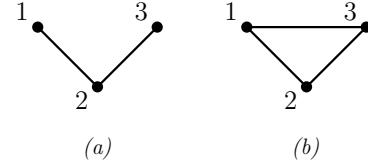


Fig. 1. Examples of different graph topologies and observation symmetric anchor nodes: (a) only the anchor node 2 is observation symmetric; (b) all the nodes of the graph are observation symmetric.

otherwise, by virtue of Lemma 17, the system would be directly unobservable. Because \mathcal{L} is symmetric, it poses n orthogonal eigenvectors; thus, for the two eigenvectors ν_1 and ν_2 of λ , we have $\nu_1^T \cdot \nu_2 = 0$. Consider the vector $\nu = \nu_1 + c\nu_2$ with $c \in \mathbb{R}$ that, by construction, belongs to the eigenspace of λ . It is easy to show that ν is also an eigenvector of \mathcal{L} because $A\nu = \lambda\nu$. The real constant is selected as $c = -\nu_1^T e_n / \nu_2^T e_n$. We have already established, by assumption, that $\nu_1^T e_n, \nu_2^T e_n \neq 0$; consequently, the constant c is nonzero. For this selection of c , a quick inspection of ν reveals that its last component is zero. Therefore, because ν belongs to the eigenspace of the eigenvalue λ and its last component is zero, in light of Theorem 2, the single-measurement multi-agent system is unobservable. \square

We will present the concept of graph symmetry by introducing a series of definitions and statements.

Definition 19. A permutation matrix is a square binary matrix with a single nonzero element in each row and column.

The n -dimensional permutation matrix P , when used to pre-multiply (or post-multiply) a matrix Q , of appropriate dimensions, results in permuting the rows (or columns) of Q . For example, if $[P]_{ij} = 1$, then the i^{th} row of Q becomes the j^{th} row of PQ . The permutation matrices are orthogonal: for the $n \times n$ permutation matrix P its inverse exists and $PP^T = P^T P = I_n$. Similar to [10], we provide the following definition for the *observation symmetric anchor nodes* of single-measurement agreement dynamic systems:

Definition 20. The anchor node x_i , with $i \in \{1, \dots, n\}$, is observation symmetric if the Laplacian matrix, \mathcal{L} , of the graph \mathcal{G} of the single-measurement agreement dynamics system with $y = e_i x$ admits a non-identity permutation matrix Ψ , with $[\Psi]_{ii} = 1$, such that

$$\Psi \mathcal{L} = \mathcal{L} \Psi.$$

We call the node asymmetric if it does not admit such permutation.

As an example, node 2 of the graph illustrated in Figure 1(a) is observation symmetric and its nodes 1 and 3 are asymmetric; while for the graph of Figure 1(b), all its nodes are observation symmetric. The following Theorem establishes the connection between anchor symmetry and the observability property of single-measurement agreement dynamics systems.

Theorem 21. *The single-measurement agreement dynamics system (3) is unobservable if its anchor node is observation symmetric.*

Proof. Without loss of generality, we assume that the anchor observation node is x_n . It is further assumed that the Laplacian \mathcal{L} has n distinct eigenvalues λ_i , with $i = 1, \dots, n$. If at least one of the eigenvalues has multiplicity greater than one then, on account of Theorem 18, the multi-agent system is unobservable. Let ν_i be the eigenvector of \mathcal{L} that corresponds to its eigenvalue λ_i , such that $\mathcal{L}\nu_i = \lambda_i\nu_i$. Due to the symmetry of matrix \mathcal{L} , we can select a set of orthogonal eigenvectors ν_i , with $i = 1, \dots, n$, such that if $V = [\nu_1, \dots, \nu_n]$, we have $VV^T = V^TV = I$. Furthermore, because by assumption the anchor node x_n is observation symmetric, there exist a non-identity permutation matrix Ψ , with $[\Psi]_{nn} = 1$, such that $\Psi\mathcal{L} = \mathcal{L}\Psi$. Using the permutation property of the symmetric graph \mathcal{G} , one has

$$\mathcal{L}(\Psi\nu_i) = (\mathcal{L}\Psi)\nu_i = (\Psi\mathcal{L})\nu_i = \Psi(\mathcal{L}\nu_i) = \lambda_i(\Psi\nu_i),$$

which yields that the vector $\Psi\nu_i$ belongs to the eigenspace of eigenvalue λ_i . Because by assumption (\mathcal{L} has distinct eigenvalues) this subspace is one dimensional; hence, we infer that $\Psi\nu_i$ belongs to the spanning set of the eigenvector ν_i , i.e., $\Psi\nu_i \in \text{span}(\nu_i)$.

An elementary argument can show that the vector $\nu = \nu_i - \Psi\nu_i$ is also an eigenvector of \mathcal{L} with corresponding eigenvalue λ_i . More specifically, one has

$$\begin{aligned}\mathcal{L}\nu &= \mathcal{L}(\nu_i - \Psi\nu_i) = \mathcal{L}\nu_i - \mathcal{L}(\Psi\nu_i) = \lambda_i\nu_i - \lambda_i(\Psi\nu_i) \\ &= \lambda_i(\nu_i - \Psi\nu_i) = \lambda_i\nu.\end{aligned}$$

Recall that for the permutation matrix Ψ , we have $[\Psi]_{nn} = 1$; thus, the n^{th} component of the eigenvector ν is zero, i.e., $[\nu]_n = 0$. Consequently, by means of Lemma 17, the system is unobservable.

The same conclusion can be reached with a relatively lengthier succession of conditionals. We will show this alternate statement for the sake of completeness. Because the vector $\Psi\nu_i$ belongs to the spanning set of ν_i , there exists a real number l_i such that

$$\Psi\nu_i = l_i\nu_i, \quad (4)$$

which implies that ν_i is also an eigenvector of Ψ with corresponding eigenvalue l_i . Multiplying both sides of (4) with $\nu_i^T\Psi^T = l_i\nu_i^T$, one has

$$(\nu_i^T\Psi^T)\Psi\nu_i = l_i^2\nu_i^T\nu_i \Rightarrow l_i^2 = 1.$$

Therefore, the eigenvalue l_i of Ψ can take the values $\{-1, 1\}$. If $l_i = 1$, for all $i \in \{1, \dots, n\}$, and taking into consideration that matrix V is orthogonal, we can write

$$\Psi[\nu_1, \dots, \nu_n] = [\nu_1, \dots, \nu_n] \Rightarrow \Psi V V^T = V V^T \Rightarrow \Psi = I_n,$$

which contradicts the initial assumption that Ψ is a non-identity matrix. Thereby, at least one eigenvalue of Ψ is -1 , e.g., $l_i = -1$, and we have $\Psi\nu_i = -\nu_i$. Similarly with before, because $[\Psi]_{nn} = 1$, the n^{th} component of the eigenvector ν_i is zero; thus, by virtue of Lemma 17, the system is unobservable. \square

The concluding remark is that the selection of the anchor node of a single-measurement agreement dynamics system

should be judicious such that it does not evoke graph symmetry. Furthermore, it is a fact that a highly connected graph will result to a faster convergence of the agreement dynamics [31]; however, high connectivity also increases the prospect for observation symmetry with respect to the measurement (anchor) node.

VII. DESIGN OF A DISTRIBUTED ESTIMATOR FOR THE SINGLE-INTEGRATOR MULTI-AGENT SYSTEM

This section is concerned with the analysis and design of a *distributed estimator* for the Single-Integrator Multi-Agent (SIMA) system that is measured by an RSS. A conspicuous application of this case study is the localization of a group of robots that moves in space. In this case at hand, each robot (agent) can only measure its relative location with respect to its adjacent robots, and only one robot can measure its own global location —if each state of the system is perceived as the location of robot in space.

The observer is tasked to output, in a distributed formalism, an estimate of the SIMA system's state that converges asymptotically to its actual value. Each agent's dynamic equation is given by

$$\dot{x}_i = u_i, \text{ with } i = 1, \dots, n, \quad (5)$$

where $x_i \in \mathbb{R}$ and $u_i \in \mathbb{R}$ is the state and control input of agent i , respectively. For brevity, the single-integrator dynamics are written as $\dot{x} = u$. In this case study, the agents can exchange information with other agents. The type of information that they can exchange will be determined later. The topology of the information-exchange links is captured by a connected graph \mathcal{G} . We firstly address the observability of the system when the relative measurements of its observation vector are obtained by an RSS corresponding to graph \mathcal{G} with Laplacian matrix \mathcal{L} .

Lemma 22. *The SIMA state-space system*

$$\begin{aligned}\dot{x} &= u \\ y &= \mathcal{L}x,\end{aligned} \quad (6)$$

is unobservable.

Proof. The SIMA system is a special case of the LTI system (1) with $A = O_n$, $B = I_n$, and $C = \mathcal{L}$. The proof starts with the observation that $\lambda = 0$ is the only eigenvalue of O_n with eigenspace the entire \mathbb{R}^n . Indeed, for every $\nu \in \mathbb{R}^n$ it evidently holds $O_n\nu = 0\nu$. Consequently, the kernel of \mathcal{L} , namely, $\text{span}(\mathbf{1}_n)$, is contained in the eigenspace of O_n , \mathbb{R}^n . From Theorem 13, it follows that the system in (6) is unobservable. \square

According to Lemma 14, observability of the SIMA system monitored by an RSS is warranted with an anchor node added to its observation vector. With this note, the development of a distributed observer for the SIMA system follows. Specifically, we show the procedure to obtain an asymptotic state estimate of the system when each agent has available relative state measurements and state estimates of its neighboring nodes, and only a single agent has available a global (anchor) measurement of its state.

Without restriction of generality, the state x_n is assumed to be the anchor measurement. The governing dynamics of the local observer for agent $i \in \{1, \dots, n-1\}$ are

$$\dot{\hat{x}}_i = u_i - \sum_{j \in \mathcal{N}_i} w_i^j [y_i^j - (\hat{x}_j - \hat{x}_i)], \quad (7)$$

where \mathcal{N}_i is the set of adjacent agents to i determined by the graph \mathcal{G} ; \hat{x}_i is the local observer's state estimate; $y_i^j = x_j - x_i$ is the relative measurement of agent j with respect to i ; and w_i^j is a positive feedback gain, with $w_i^j = w_j^i$ and the pair (i, j) belonging to the edge set, \mathcal{E} , of \mathcal{G} . The edge weights (or gains) are introduced to expedite the convergence of the estimator dynamics. Figure 2 graphically illustrates the information that an agent exchanges. As it can be seen from (7), the global state, x_i , does not have a stand-alone presence in the local observer of agent i ; rather, feedback terms for the local observer are the relative measurements, y_i^j , and relative measurements estimates, $\hat{x}_j - \hat{x}_i$, with $j \in \mathcal{N}_i$.

Recall that the state x_n is an anchor measurement for agent n ; hence, the dynamics of the last local observer are given by

$$\dot{\hat{x}}_n = u_n - \sum_{j \in \mathcal{N}_n} w_n^j [y_n^j - (\hat{x}_j - \hat{x}_n)] + K(y_n - \hat{x}_n),$$

where K is a positive constant. The last feedback term is the estimation error of the anchor agent's state. Let $\tilde{x}_i = x_i - \hat{x}_i$ be the error between the actual value of node i and its estimate. Because $y_i^j = x_j - x_i$, the local estimator's dynamics of (7) can be written as

$$\begin{aligned} \dot{\hat{x}}_i &= u_i - \sum_{j \in \mathcal{N}_i} w_i^j (\tilde{x}_j - \tilde{x}_i), \text{ for } i = 1, \dots, n-1; \\ \dot{\hat{x}}_n &= u_n - \sum_{j \in \mathcal{N}_n} w_n^j (\tilde{x}_j - \tilde{x}_n) + K\tilde{x}_n. \end{aligned} \quad (8)$$

The ‘‘global’’ state of the distributed estimator and the estimation error are denoted by the stack vectors $\hat{x} = [\hat{x}_1; \dots; \hat{x}_n]$ and $\tilde{x} = [\tilde{x}_1; \dots; \tilde{x}_n]$, respectively. The dynamics of the distributed estimator are governed by

$$\dot{\hat{x}} = u + (\mathcal{L}_w + K\Delta_n)\hat{x},$$

and the ‘‘global’’ estimator error, \tilde{x} , are governed by

$$\dot{\tilde{x}} = -(\mathcal{L}_w + K\Delta_n)\tilde{x}, \quad (9)$$

where $\mathcal{L}_w = \mathcal{W}\mathcal{D}\mathcal{W}^T$ is the weighted Laplace matrix of the RSS graph \mathcal{G} , and Δ_n is the n -th dimensional diagonal matrix $\text{diag}(0, \dots, 0, 1)$. Lastly, $\mathcal{W} \in \mathbb{R}^{|\mathcal{E}| \times |\mathcal{E}|}$ is a diagonal matrix with main diagonal elements the edge weights w_i^j , and $|\mathcal{E}|$ is the cardinality of the edge set. The orientation of the observation graph \mathcal{G} does not impact the succeeding analysis; also, it is not difficult to show that the Laplacian and the weighted Laplacian of a graph have the same fundamental spaces, e.g., they have a common kernel. For brevity, we denote the state matrix of the estimator's error dynamics (9) by $\Lambda = \mathcal{L}_w + K\Delta_n$. The following sequence of statements guarantees the asymptotic convergence of the global estimator's error.

Lemma 23. *The matrix Λ is positive definite with positive real eigenvalues.*

Proof. The matrix Λ is symmetric as a sum of two symmetric matrices¹; consequently, its eigenvalues are real (see [39, Property 2; pg. 295]). Now, suppose λ be an eigenvalue of Λ and $\nu = [\nu_1; \dots; \nu_n]$ its corresponding eigenvector. To prove that the symmetric matrix Λ is positive definite, it suffices to show that all its eigenvalues are positive. For any non-zero eigenvector ν of Λ , belonging to its eigenvalue λ , we have

$$\nu^T \Lambda \nu = \lambda \nu^T \nu = \lambda \|\nu\|^2; \text{ hence, } \lambda = \frac{\nu^T \Lambda \nu}{\|\nu\|^2}.$$

Thereby, to prove that Λ is a positive definite matrix, it is sufficient to show that the quadratic form $\nu^T \Lambda \nu$ is positive for any eigenvector ν of Λ . The quadratic form $\nu^T \Lambda \nu$ can be written as

$$\begin{aligned} \nu^T \Lambda \nu &= \nu^T \mathcal{L}_w \nu + K \nu^T \Delta_n \nu \\ &= \sum_{(i,j) \in \mathcal{E}} w_i^j (\nu_i - \nu_j)^2 + K \nu_n^2, \end{aligned}$$

where it is reminded that \mathcal{E} is the edge set of \mathcal{G} . We will show that the two terms in the right-hand side of the above equality can not be both zero for any eigenvector ν of matrix Λ . Because by assumption the graph \mathcal{G} is connected, the quadratic sum over the edges of \mathcal{G} becomes zero if and only if the nonzero eigenvector ν belongs to the spanning set of $\mathbf{1}_n$, i.e., $\nu \in \text{span}(\mathbf{1}_n)$. However, if $\nu \in \text{span}(\mathbf{1}_n)$, the term $K \nu_n^2$ is positive; and vice versa, if $\nu_n = 0$, then $\nu \notin \text{span}(\mathbf{1})$ and the quadratic sum over the edges of \mathcal{G} is positive. Hence, for any eigenvector ν of Λ corresponding to eigenvalue λ the quadratic form $\nu^T \Lambda \nu$ is positive, and Λ has strictly positive eigenvalues. \square

The convergence of the global error dynamics of the distributed observer is stated at the following proposition.

Proposition 24. *The global error dynamics of the distributed observer given in (9) are asymptotically stable.*

Proof. By virtue of Lemma 23, the eigenvalues of the global error dynamics state matrix, $-\Lambda$, of (9) are real and negative. Therefore, the matrix $-\Lambda$ is Hurwitz and the dynamics of the global estimation error converge asymptotically to zero. \square

We have detailed the design of a distributed observer for the single-integrator multi-agent system (5) that renders the estimation error dynamics asymptotically stable. The available measurements to each agent are the relative differences between the state variables of the agent and its neighboring nodes. We have shown, that the stability of the estimator error dynamics require the availability of at least one anchor node, namely, a node that can measure the ‘‘global’’ value of its state variable.

¹It is trivial to show that $\Lambda = \Lambda^T$.

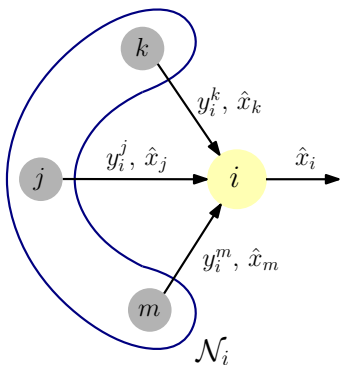


Fig. 2. Information-sharing links and information-exchanged variables (local measurements and estimates) between node i and its adjacent nodes for generating its estimate \hat{x}_i .

VIII. NUMERICAL SIMULATIONS

In this section, we demonstrate the realization and validity of the distributed estimator described in Section VII using numerical simulations. Firstly, we account for a large-scale system with non-changing dynamics, with state equation $\dot{x} = 0$, and unknown initial conditions. In this facile, non-complex SIMA system, the input is zero (i.e., $u = 0$), and the agent (state) values remain constant and unknown, equal to their initial condition.

To showcase our design's performance, regard every agent of the aforementioned SIMA system as a pixel of a grayscale (black-and-white) image. The value of each agent ranges from 0 to 255, and it represents the intensity of the pixel: a value of 0 corresponds to a black pixel and 255 to a white. The connectivity of the RSS is determined by the contiguity of the pixels, that is, every agent—corresponding to a pixel—is adjacent to the agents of its immediate pixels, in the vertical and horizontal directions, respectively. Ergo, the agents are connected in such a manner that the relative observation graph, \mathcal{G} , is a grid graph. Recall that the edges of \mathcal{G} represent availability of relative measurements between adjacent agents. The agent relating to the lower right pixel of the image serves as the anchor: an anchor node is needed for asymptotic stability of the monolithic observer error dynamics (see Proposition 24). The weights (or gains) of the observer are uniformly selected to be equal to 1000, and the weight matrix abbreviates to $W = 1000I_{|\mathcal{E}|}$. The anchor gain, K , is also set to 1000.

For the image that captures the constant agent values of the SIMA system in point, we use a grayscale, pixelated and downsampled version of Edward Hopper's Nighthawks painting², depicted in the rightmost image in the last row of Figure 3. The image resolution is 70×128 ; therefore, the SIMA system has a total of 8960 agents. A distributed estimator is designed according to the guidelines of Section VII. The initial values of the estimator's state vector are uniformly drawn from the interval $[0 \ 255]$. The double-indexed pixels (indexed by the row and column number) are simply converted into single-indexed agents, and the connectivity of

the RSS is determined according to the contiguity of the pixels, as we previously mentioned. The rest of the images in Figure 3 show the progressive convergence of the estimator's state to the actual state of the SIMA system. The simulation time instance of each frame (viz., state vector) is depicted on top of every image. We observe that the estimator's state converges to the actual state in finite time.

The second simulation case study examines the ability of the observer to track transient states. Each single-integrator state x_i of (5) tracks the time-varying reference value $x_{ref} = 2 \sin(5t)$, for $t \geq 0$, by means of the proportional control law $u_i = -30(x_i - x_{ref})$. The distributed estimator's dynamics are given in (8). The observer's gain is set to $K = 100$. A circle graph was used as the topology of the sensor network \mathcal{G} that monitors the multi-agent system. It can be shown that the higher connectivity of \mathcal{G} (larger λ_2) the faster the convergence of the estimator's dynamics. A comparison of the actual versus the estimated state in distinct time instance is given in Figure 3. The actual dynamics exhibit a rapid response, achieving the reference value x_{ref} substantially faster than the convergence of the distributed estimator. This observation confirms the inherent time scale disparity between the system and the observer. The estimated state and the estimation error with respect to time are shown in Figure 4.

IX. CONCLUSIONS

In this paper, we investigate the inferential capacity of RSSs, which are entities designed to estimate the state of a dynamical system using relative measurements.

To represent the configuration of relative information availability, we employ graph theoretical concepts. The matrix representation of graphs, alongside algebraic graph theory, aligns well with the analysis of system-theoretic properties in LTI systems. Our approach includes a vector space, or geometric, perspective to develop a series of verifiable propositions concerning the observability of LTI systems under RSS monitoring.

Particular attention is given to a specific category of multi-agent LTI systems observed by an RSS. We place a special emphasis on consensus dynamics in two scenarios: one where the structure of the multi-agent dynamic system and the RSS are congruous, and another where only a single absolute measurement is available. Ultimately, we design and examine a distributed observer for a single-integrator system observed by an RSS.

REFERENCES

- [1] I. Raptis and C. Taylor, "Observability of multi-agent network sensing systems," in *Dynamic Systems and Control Conference*, vol. 59155. American Society of Mechanical Engineers, 2019, p. V002T15A004.
- [2] R. E. Kalman, "A new approach to linear filtering and prediction problems," *Journal of basic Engineering*, vol. 82, no. 1, pp. 35–45, 1960.
- [3] D. G. Luenberger, "Observing the state of a linear system," *IEEE transactions on military electronics*, vol. 8, no. 2, pp. 74–80, 1964.
- [4] J. P. Hespanha, *Linear systems theory*. Princeton university press, 2018.
- [5] B. M. Chen, Z. Lin, and Y. Shamash, *Linear systems theory: a structural decomposition approach*. Springer Science & Business Media, 2012.
- [6] G. Basile and G. Marro, "Controlled and conditioned invariant subspaces in linear system theory," *Journal of Optimization Theory and Applications*, vol. 3, pp. 306–315, 1969.

²The original colored image, which was used to acquire the simulation values, in the United States is in the public domain.




Fig. 3. Gradual comparison between the actual and estimated states of a SIMA system at distinct time instances for $n = 8960$. Each gray-scale pixel in the image grid represents the numerical value of a state-space variable, which maintains a constant value, e.g., $x_i(t) = c_i$, where $c_i \in [0 \ 255]$. The initial state estimates, $\hat{x}_i(0)$, are uniformly drawn from the gray-scale range interval $[0 \ 255]$.

- [7] W. M. Wonham, *Linear multivariable control*. Springer, 1974, vol. 101.
- [8] H. L. Trentelman, A. A. Stoorvogel, and M. Hautus, *Control theory for linear systems*. Springer Science & Business Media, 2012.
- [9] P. Barooah, “Estimation and control with relative measurements: Algorithms and scaling laws,” Ph.D. dissertation, University of California, Santa Barbara, 2007.
- [10] A. Rahmani, M. Mesbahi, N. Fathpour, and F. Hadaegh, “Observability and estimation of distributed space systems via local information-exchange networks,” in *AIAA Guidance, Navigation and Control Conference and Exhibit*, 2008, p. 7010.
- [11] P. Barooah and J. P. Hespanha, “Estimation on graphs from relative measurements,” *IEEE Control Systems*, vol. 27, no. 4, pp. 57–74, 2007.
- [12] R. Olfati-Saber, “Distributed kalman filtering for sensor networks,” in *2007 46th IEEE Conference on Decision and Control*. IEEE, 2007, pp. 5492–5498.
- [13] M. S. Mahmoud and H. M. Khalid, “Distributed kalman filtering: a bibliographic review,” *IET Control Theory & Applications*, vol. 7, no. 4, pp. 483–501, 2013.
- [14] R. Olfati-Saber, “Distributed kalman filter with embedded consensus filters,” in *Proceedings of the 44th IEEE Conference on Decision and Control*. IEEE, 2005, pp. 8179–8184.
- [15] R. Carli, A. Chiuso, L. Schenato, and S. Zampieri, “Distributed kalman filtering based on consensus strategies,” *IEEE Journal on Selected Areas in communications*, vol. 26, no. 4, pp. 622–633, 2008.
- [16] U. A. Khan and J. M. Moura, “Distributing the kalman filter for large-

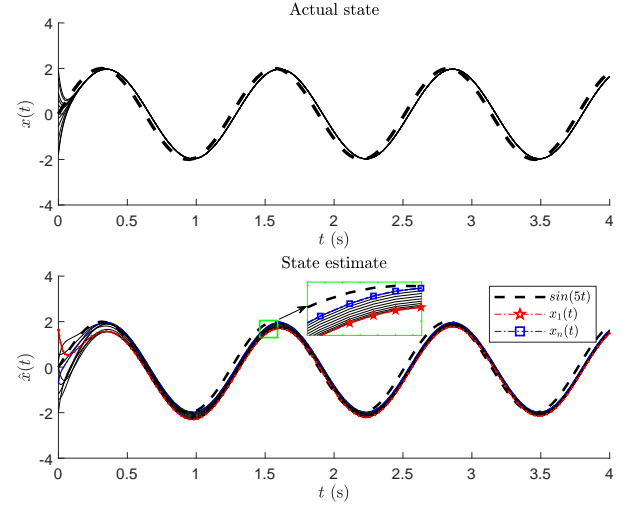


Fig. 4. Reference time-varying signal (dashed lines), actual states of the single-integrator (upper plot, solid lines), and estimated states (lower plot, solid lines), all plotted with respect to time.

- scale systems,” *IEEE transactions on signal processing*, vol. 56, no. 10, pp. 4919–4935, 2008.
- [17] T. Kim, C. Lee, and H. Shim, “Completely decentralized design of distributed observer for linear systems,” *IEEE Transactions on Automatic Control*, vol. 65, no. 11, pp. 4664–4678, 2019.
- [18] L. Wang and A. S. Morse, “A distributed observer for a time-invariant linear system,” *IEEE Transactions on Automatic Control*, vol. 63, no. 7, pp. 2123–2130, 2017.
- [19] A. Mitra and S. Sundaram, “Distributed observers for lti systems,” *IEEE Transactions on Automatic Control*, vol. 63, no. 11, pp. 3689–3704, 2018.
- [20] S. Park and N. C. Martins, “Design of distributed lti observers for state omniscience,” *IEEE Transactions on Automatic Control*, vol. 62, no. 2, pp. 561–576, 2016.
- [21] S. Safavi, U. A. Khan, S. Kar, and J. M. Moura, “Distributed localization: A linear theory,” *Proceedings of the IEEE*, vol. 106, no. 7, pp. 1204–1223, 2018.
- [22] K. Langendoen and N. Reijers, “Distributed localization in wireless sensor networks: a quantitative comparison,” *Computer networks*, vol. 43, no. 4, pp. 499–518, 2003.
- [23] S. I. Roumeliotis and G. A. Bekey, “Distributed multirobot localization,” *IEEE transactions on robotics and automation*, vol. 18, no. 5, pp. 781–795, 2002.
- [24] G. Piovani, I. Shames, B. Fidan, F. Bullo, and B. D. Anderson, “On frame and orientation localization for relative sensing networks,” *Automatica*, vol. 49, no. 1, pp. 206–213, 2013.
- [25] S. Martinez, J. Cortes, and F. Bullo, “Motion coordination with distributed information,” *IEEE control systems magazine*, vol. 27, no. 4, pp. 75–88, 2007.
- [26] S. J. Axler, *Linear algebra done right*, 3rd ed. Springer, 2015.
- [27] R. A. Horn and C. R. Johnson, *Matrix analysis*. Cambridge University Press, 2012.
- [28] S. R. Garcia and R. A. Horn, *A second course in linear algebra*. Cambridge University Press, 2017.
- [29] C. Godsil and G. F. Royle, *Algebraic graph theory*. Springer Science & Business Media, 2013, vol. 207.
- [30] B. Bollobás, *Modern graph theory*. Springer Science & Business Media, 2013, vol. 184.
- [31] M. Mesbahi and M. Egerstedt, *Graph theoretic methods in multiagent networks*. Princeton University Press, 2010.
- [32] F. Bullo, J. Cortes, and S. Martinez, *Distributed control of robotic networks: a mathematical approach to motion coordination algorithms*. Princeton University Press, 2009, vol. 27.
- [33] R. Olfati-Saber, A. Fax, and R. M. Murray, “Consensus and cooperation in networked multi-agent systems,” *Proceedings of the IEEE*, vol. 95, no. 1, pp. 215–233, 2007.
- [34] J. S. Bay, *Fundamentals of linear state space systems*. McGraw-Hill Science, Engineering & Mathematics, 1999.

- [35] N. Biggs, N. L. Biggs, and E. N. Biggs, *Algebraic graph theory*, 2nd ed. Cambridge university press, 1993, vol. 67.
- [36] H. G. Tanner, "On the controllability of nearest neighbor interconnections," in *Decision and Control, 2004. CDC. 43rd IEEE Conference on*, vol. 3. IEEE, 2004, pp. 2467–2472.
- [37] A. Rahmani, M. Ji, M. Mesbahi, and M. Egerstedt, "Controllability of multi-agent systems from a graph-theoretic perspective," *SIAM Journal on Control and Optimization*, vol. 48, no. 1, pp. 162–186, 2009.
- [38] S. Martini, M. Egerstedt, and A. Bicchi, "Controllability analysis of multi-agent systems using relaxed equitable partitions," *International Journal of Systems, Control and Communications*, vol. 2, no. 1-3, pp. 100–121, 2010.
- [39] G. Strang, *Linear Algebra and its Applications*, 3rd ed. Harcourt Brace Jovanovich College Publishers, 1988.