

# MODELING THE SHARING AND DIFFUSION OF FAKE NEWS IN SOCIAL MEDIA

Umme Faria Moon, MD Ahsan Habib Rasel, Md. Musfique Anwar  
Department of Computer Science and Engineering  
Jahangirnagar University  
Dhaka, Bangladesh

moon.stu20181@juniv.edu, ahsanhabib.stu2018@juniv.edu, manwar@juniv.edu

**Abstract**—The use of social media platforms has been gradually increasing and fake news spreading is becoming an alarming issue nowadays. The spreading of fake news means disseminating false, confusing, and spurious information which hurts families, communities etc. As a result, this issue has to be resolved sooner so that we can limit the spread of fake news in the virtual world. One needs to identify the fake news spreader to address this issue. In this research, we have tried to reveal the users who are most likely to share fake news as well as the spread prediction that shared pieces of fake news in the social network. We take into account the users' information, such as follower counts, like counts, and retweet counts along with users' topical interests on different topics as well as connection strength by considering the follower-following ratio. We also consider the complexity features, stylistic features, and psychological effects of news. Finally, we applied different machine-learning algorithms to evaluate the performance of the proposed model. Our observation is that the probability of spreading a piece of news shared by users having more followers as well as more likes and retweet counts (aka *influential users*) is higher compared with other users.

**Index Terms**—Social Media, Fake News, Spreader, Topical Interest, Diffusion.

## I. INTRODUCTION

Nowadays, online social networks (OSNs) (e.g., Facebook, Twitter, Google+, etc.) are very popular platforms for communication, entertainment, and broadcasting news among users [1], [3]. Besides these advantages, the major drawbacks of social media are the spreading of misinformation and privacy issues. Social media also places itself as the main channel for the spread of fake news due to the simplicity of sharing facts and data. Through the similarity in the false stories, one story can be passed on rapidly from one user to many audiences within seconds. This rapid diffusion of fake news poses a major problem, as it can lead to the spread of misinformation, confusion, and even harm. In our research, we have tried to show how false news can spread quickly on social media. We have considered Twitter (current name: "X") as a social media platform and are thinking about some important features for this purpose.

Twitter is an essential platform for the investigation of fake news diffusion. Users can share breaking news, viral content, and other information almost instantaneously, often without verifying the accuracy of the claims [5], [6], [10]. This quick-sharing behavior can contribute to the rapid diffusion of fake

news, as users may be more inclined to share sensational or attention-grabbing content without scrutinizing its validity. Thus, understanding of users' private behaviors and the factors that lead to fake news spreading on Twitter is a gap that still needs to be bridged.

Fake news can be defined as false news, misinformation, or rumors. Generally, fake news has diffused rapidly via social media platforms in recent times. In our research, we focused on the diffusion of this fake news in Twitter. We investigated the role of individual users in spreading fake news on Twitter. We paid attention on the number of tweets each user shares, as well as the number of retweets their followers generate. Furthermore, we also considered the content of these tweets to identify those as fake or real news. This allows us to quantify the extent to which each user is contributing to the spread of fake news.

The main objective of our research is to build a machine-learning approach that is capable of observing and analyzing the dissemination of fake information by identifying the main sources, potential factors, and interesting patterns correlated to the spread of fake news spreading in OSNs. We applied topic modeling technique such as T-LDA (Twitter LDA) to find users' topical interests and then applied machine learning algorithms such as Random Forest, XGBoost, HistGradient-BoostingClassifier, Logistic Regression, SVM, and Decision Tree to classify social content as fake or real. We also used Random Forest Regressor and XGBoost Regressor to measure the spread or diffusion of fake news.

## II. RELATED WORK

We have studied some relevant research works. Heru et al. [2] classify fake Twitter accounts and genuine Twitter accounts to discover fake news spreaders. Joy et al. [4] considered ICM (Independent Cascade Model) and LTM (Linear Threshold Model) as the baselines to develop a model that characterized fake news sharing in social media. Jisu Kim et al. [7] assessed a dataset that shows an extensive diffusion of fake news during the time of COVID-19. They produce a dataset named FibVID (Fake news information-broadcasting of COVID-19). Yaqub et al. [8] showed the effect of credibility indicators on people's intention to share news where, credibility indicators are the pointers

that assist a user in the truthfulness or reliability of something.

Recently, researchers applied machine learning techniques to identify fake social media content. For example, M. Sudhakar et al. [9] applied the SVM model to detect fake news regarding COVID-19. Gulzar et al. [11] detect Bangla fake news using SVM and MNB (Multinomial Naive Bayes) classifier. R. Jehad et al. [12] classify fake news using the Random Forest model. Sudhakar et al. [13] evaluated the precision in the detection of fake news using the novel BERT (Bidirectional Encoder Representations for Transformers) technique. Finding out the fake news spreaders can also be an effective method of modeling the fake news diffusion. Anu et al. [14] found that fake news spreaders consider linguistic features such as styles, words as well as personality features such as sentiment analysis.

Shu et al. [15] utilize the tri-relationship between the publisher, news, and appropriate user attachments in social media. Nicholas et al. [16] proposed a Cognitive Cascade model that refers to the circumstance where a single portion of information, behavior, or hypothesis spreads rapidly in OSNs. BILAL et al. [17] explored an emotional analysis of the misinformation and determined four main categories of false information such as propaganda, hoaxes, satires, and clickbait.

### III. DATASET

#### A. Dataset Description

We considered the dataset FibVID<sup>1</sup> (Fake News Information-Broadcasting Dataset of COVID-19) [7] which contains detailed information about real and fake news sharing associated with COVID and non-COVID news. This dataset consists of three segments: (i) news claim, (ii) claim propagation, and (iii) user information.

1) **News Claim:** The news claim segment contains comprehensive information about different news items correlated with COVID and non-COVID topics. We created a feature extraction framework to measure the complexity analysis, psychological impact, and stylistic features of the news text.

- **Complexity feature:** We considered three key indicators for complexity analysis: smog index, lexical diversity, and average word length, thus dividing the news complexity into three categories as simple, medium, and complex.
- **Psychological feature:** We considered two psychological aspects: sentiment polarity and sentiment subjectivity. Thus, we group the news content as positive, negative, or neutral based on the sentiment polarity.
- **Stylistic Feature:** Considering writing style along with presence of personal and impersonal pronouns, the news content is categorized as non-stylic and stylistic.

2) **Claim Propagation:** The claim propagation part of the dataset shows the propagation patterns of the news claims that diffuse on Twitter by assuming insights into the mechanics of misinformation spreading in OSNs. It includes data corresponding with the tweets and retweets connected to each

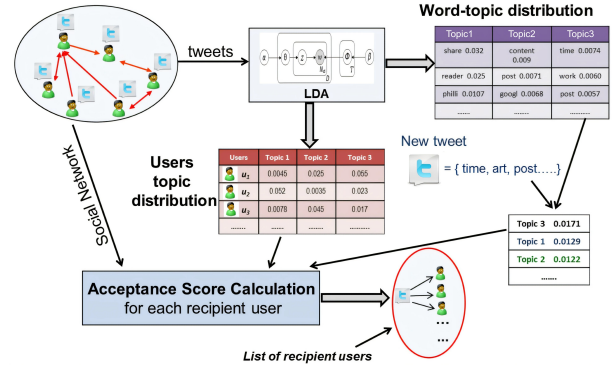


Fig. 1. Example of Tweet propagation

news claim, tweet IDs, user information, post text, retweet counts, like counts, hashtags, and creation dates and they are categorized into COVID and non-COVID topics.

3) **User Information:** This section gives information about the users' characteristics involved in sharing fake news on social media. It includes user profile information like user IDs, descriptions, follower counts, following counts, and dates.

#### B. Dataset Analysis

In this FibVID dataset, about 772 claims are related to COVID-19 topics. Among them, 230 claims are granted as true and 569 as fake. Besides, 581 claims are related to non-COVID, of which 150 claims are granted as true and 431 as fake. The dataset consists of 221,253 tweets posted by 144,741 users. The average number of each claim is different. In the dataset, COVID true claims have an average of 634.79 tweets and COVID fake claims have an average of 945.91 tweets. Additionally, non-COVID true claims have an average of 426.43 tweets and fake claims have an average of 590.00 tweets.

### IV. PROPOSED SYSTEM

The common activities in OSNs are that users connect and Retweeting or sharing is the fundamental appliance of information dissemination in OSNs as the original user-generated content is shared with a new set of audiences [18].

#### A. Overview of the Proposed Framework

In the proposed model, we consider how information flows from the sender of the new tweet/news through the network and how recipients process the information from incoming tweets and update their properties. Our proposed model has three steps as shown in Fig. 1:

**Step 1:** At first, we need to find the latent topic distribution for all users. In our work, we applied Twitter-LDA (T-LDA) [19] as our topic modeling approach to initialize the topic distribution of each user. The input of this step is the tweets of all the users and the outcome is the user's topic distribution and word-topic distribution of each topic which contains the importance weight of each word in each topic.

<sup>1</sup><https://github.com/merry555/FibVID>

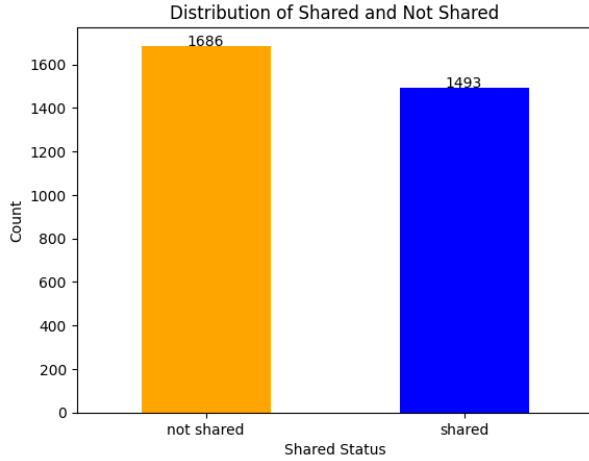


Fig. 2. Comparison of Classifier Performance Metrics

**Step 2:** The input to the system will be composed of (tweets/news, users, and social connections). We measure the social strength by calculating *follower-following* ratio (*TFF*).

**Step 3:** In the final step, we classify tweet as fake or real as well as estimate the future spread of the new tweet. To do so, we measure the acceptance score of each recipient user for the new tweet by considering the topic of the new tweet and the topical interests of the recipient user on those topic(s).

### B. Process Overview

1) *Processing Dataset:* We first extracted unique tweet texts from the dataset and applied T-LDA to identify the topics of interest for each user. Next, We created a feature extraction framework to measure the complexity analysis, psychological impact, and stylistic feature of the news text. We introduced Twitter Follower Following Ratio (TFF) to better understand the dynamics of content sharing on Twitter:

$$TFF = \frac{(\#Follower + 1)}{(\#Follower + 1)} \quad (1)$$

The TFF is calculated as the ratio of a user’s followers to the following count, and we adjusted it to avoid division by zero by adding 1 to both the follower and the following count. This metric provides a measure of a user’s influence and engagement level on the platform, which could impact the likelihood of sharing news content.

We carried out a labeling procedure to classify tweets as either “shared” or “not shared”. The classification was made by finding whether the follower of the parent user has shared it or not. Then we merged all the relevant features. After that, we eliminated the ones with incomplete or missing information and obtained 3,179 rows in the final dataset. Fig. 2 shows the distribution of “shared” and “not shared” labels within this dataset. The distribution shows us that the dataset is fairly distributed, with a slight majority of the tweets not being shared according to our set of thresholds.

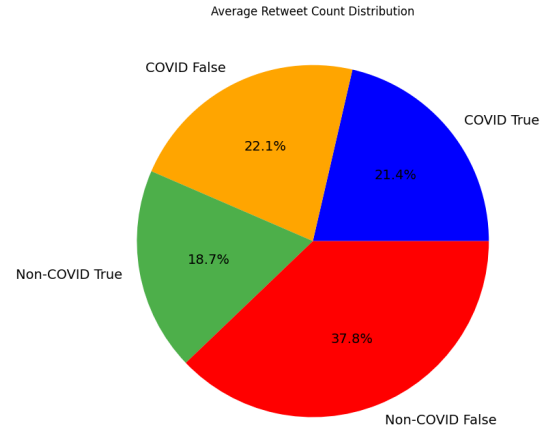


Fig. 3. Average retweet in each category

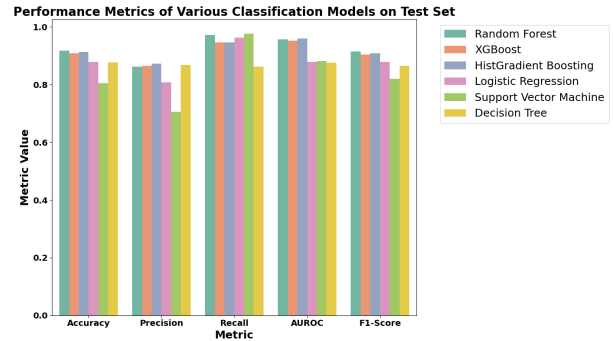


Fig. 4. Comparison of Classifier Performance Metrics

### C. Model Training

#### Classification: Predicting Fake News Sharing

We used supervised machine-learning algorithms such as Random Forest, XGBoost, HistGradientBoostingClassifier, Logistic Regression, SVM, and Decision Tree and trained our model with important features. We calculate the accuracy, precision, recall, and F1 score for our classification analysis.

#### Regression: Prediction of Retweet Count

We used both Random Forest Regressor and XGBoost Regressor to predict the number of retweets of news when a user posts it. RMSE (Root of Mean Squared Error) and R<sup>2</sup> Score matrices are used for evaluation.

## V. EXPERIMENT AND RESULTS

This section presents the performance of different machine learning algorithms regarding sharing fake news.

1) *Classification:* Table. I shows the performance metrics of different the models. We have gained the highest accuracy from the Random Forest classifier, which is 92.05%. The highest precision we have gained is 87.06% from the XgBoost classifier whereas recall is 97.38% obtained using the Random Forest classifier. Random Forest classifier also obtained best F1-Score of 92.05%.

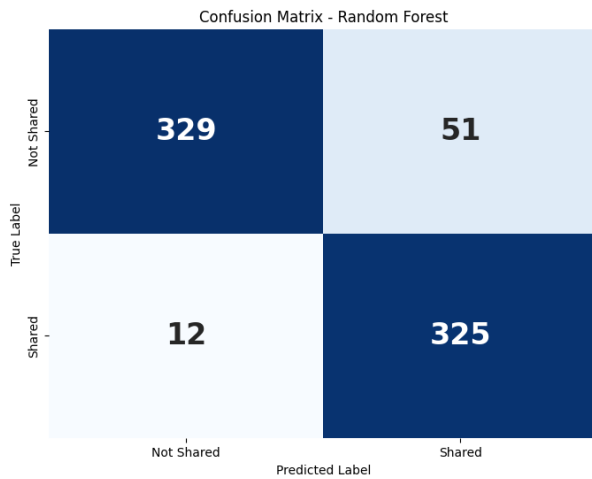


Fig. 5. Random Forest Confusion Matrix

TABLE I  
PERFORMANCE METRICS OF VARIOUS CLASSIFICATION MODELS

Model	Accuracy	Precision	Recall	AUROC	F1-Score
Random Forest	<b>92.05</b>	86.84	<b>97.92</b>	<b>92.38</b>	<b>92.05</b>
XGBoost	91.07	<b>87.60</b>	94.36	91.26	90.86
HistGradient Boosting	91.07	<b>87.60</b>	94.36	91.26	90.86
Logistic Regression	87.73	81.36	95.85	88.19	88.01
SVM	84.24	75.81	97.63	84.99	85.34
Decision Tree	87.87	87.43	86.65	87.80	87.03

2) *Regression*: We have used two regression models to predict the number of retweets of news. From the result (see Table. II) we find that the XGBRegressor model performs better than the Random Forest Regressor. XGBRegressor has obtained an  $R^2$  Score of 0.86 and an RMSE value of 3309.18.

## VI. CONCLUSION

Nowadays, stopping fake news diffusion is an important task. In this research, we identified the potential fake news

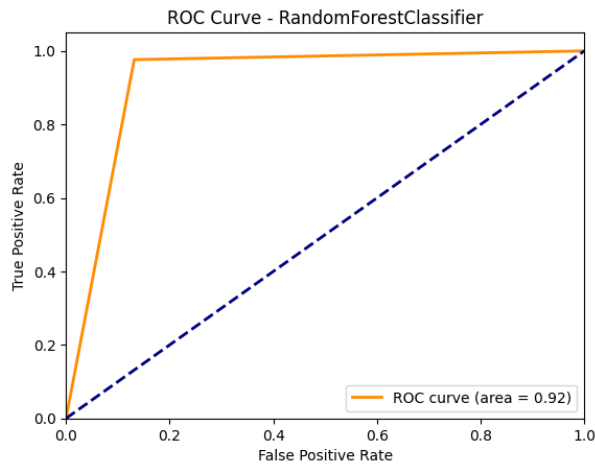


Fig. 6. Random Forest Roc Curve

TABLE II  
COMPARISON OF REGRESSION MODELS

Model	RMSE	$R^2$ Value
XGBRegressor	<b>3309.18</b>	<b>0.86</b>
Random Forest Regressor	3618.11	0.84

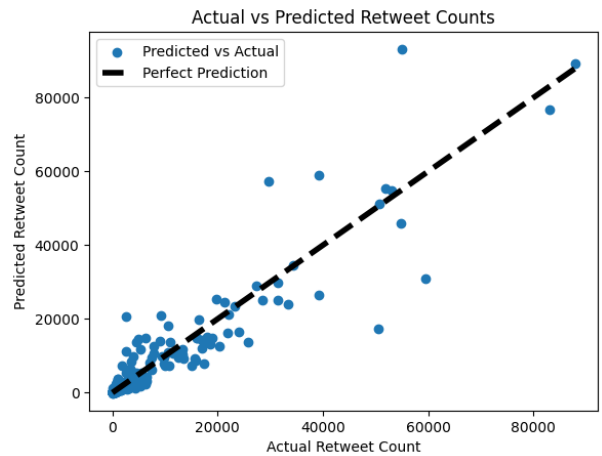


Fig. 7. XGBRegressor: Actual retweet count vs Predicted retweet count

spreaders in OSNs. We used T-LDA to extract topics from the news and applied six different classifiers. The performance of the Random Forest classifier exceeds all other classifiers with an F1-Score value of 92.05%. Future work is to expand it by analyzing multiple levels of a network and show how far a particular news can spread.

## REFERENCES

- [1] M. M. Anwar, C. Liu, and J. Li. Discovering and tracking query oriented active online social groups in dynamic information network. In World Wide Web, Vol. 22(4) pp. 1–36, August 2018.
- [2] R. Anand and D. Sakkari, Classification of Fake News on Twitter by Using NaïveBayes Classifier. In Proceedings of ICSCS pp. 399–408, 2021.
- [3] . M. M. Anwar. Query-oriented Temporal Active Intimate Community Search. In Proceedings of 31st Australasian Database Conference (ADC 2020), pp. 206–215, 2020.
- [4] A. Joy, A. Shrestha, and F. Spezzano, Are you influenced? modeling the diffusion of fake news in social media. In Proceedings of ASONAM, pp. 184–188, 2021.
- [5] S. S. Gomasta, A. Dhali, M. M. Anwar, I. H. Sarker. Query-oriented topical influential users detection for top-k trending topics in twitter. Applied Intelligence, 2022.
- [6] B. C. Das, M. M. Anwar, M. A. Bhuiyan, I. H. Sarker, S. A. Alyami, and M. A. Moni. Attribute Driven Temporal Active Online Community Search. In IEEE Access, Volume 9, pp. 93976 - 93989, 2021.
- [7] J. Kim, J. Aum, S. Lee, Y. Jang, E. Park, and D. Choi. Fibvid: Comprehensive fake news diffusion dataset during the covid-19 period. In Telematics and Informatics, vol. 64, p. 101688, 2021.
- [8] W. Yaquob, O. Kakhidze, M. L. Brockman, N. Memon, and S. Patil. Effects of credibility indicators on social media news sharing intent. In Proceedings of the CHI, pp. 1–14, 2020.
- [9] M. Sudhakar and K. Kaliyamurthie. Detection of fake news from social media using support vector machine learning algorithms. In Measurement: Sensors, vol. 32, pp. 101028, 2024.
- [10] M. M. Anwar, C. Liu, J. Li and T. Anwar. Discovering and Tracking Active Online Social Groups. In Proceedings of the 18th International Conference on Web Information System Engineering (WISE 2017), pp. 59–74, 2017.
- [11] M. G. Hussain, M. R. Hasan, M. Rahman, J. Protim, and S. Hasan. Detection of bangla fake news using mnb and svm classifier. 08 2020, pp. 81–85.
- [12] R. Jehad and S. A. Yousif. Fake news classification using random forest and decision tree (j48). In Al-Nahrain Journal of Science, vol. 23, pp. 49–55, 2020.
- [13] S. M and K. K. P. Estimation of precision in fake news detection using novel bert algorithm and comparison with random forest. In Proceedings of ICICICT, pp. 217–223, 2022.

- [14] A. Shrestha, F. Spezzano, and A. Joy. Detecting fake news spreaders in social networks via linguistic and personality features. In Conference and Labs of the Evaluation Forum, pp. 1-10, 2020.
- [15] K. Shu, S. Wang, and H. Liu. Exploiting tri-relationship for fake news detection. In arXiv preprint arXiv:1712.07709, pp. 1-10, 2017.
- [16] N. Rabb, L. J. Cowen, J. P. de Ruiter, and M. Scheutz. Cognitive cascades: How to model (and potentially counter) the spread of fake news. In PLoS ONE, vol. 17, pp. 1-32, 2021.
- [17] B. Ghanem, P. Rosso, and F. Rangel Pardo. An emotional analysis of false information in social media and news articles. In ACM Transactions on Internet Technology, vol. 20, pp. 1–18, 04 2020.
- [18] B. Suh, L. Hong, P. Pirolli, and E. H. Chi. Want to be retweeted? large scale analytics on factors impacting retweet in twitter network. In Proceedings of SocialCom, pp. 177–184, 2010.
- [19] W. X. Zhao, J. Jiang, J. Weng, J. He, E.-P. Lim, H. Yan, and X. Li. Comparing Twitter and traditional media using topic models. In Proceedings of Advances in Information Retrieval, pp. 338–349, 2011.
- [20] N. M. Shahani, X. Zheng, C. Liu, F. U. Hassan, and P. Li. Developing an xgboost regression model for predicting Young’s modulus of intact sedimentary rocks for the stability of surface and subsurface structures. In Frontiers in Earth Science, vol. 9, pp. 1-13, 2021.