

# Offline Reinforcement Learning and Sequence Modeling for Downlink Link Adaptation

Samuele Peri  
Politecnico di Milano

Alessio Russo  
Ericsson AB

Gabor Fodor  
Ericsson AB

Pablo Soldati  
Ericsson AB

**Abstract**—Link adaptation (LA) is an essential function in modern wireless communication systems that dynamically adjusts the transmission rate of a communication link to match time- and frequency-varying radio link conditions. However, factors such as user mobility, fast fading, imperfect channel quality information, and aging of measurements make the modeling of LA challenging. To bypass the need for explicit modeling, recent research has introduced online reinforcement learning (RL) approaches as an alternative to the more commonly used rule-based algorithms. Yet, RL-based approaches face deployment challenges, as training in live networks can potentially degrade real-time performance. To address this challenge, this paper considers offline RL as a candidate to learn LA policies with minimal effects on the network operation. We propose three LA designs based on batch-constrained deep Q-learning, conservative Q-learning, and decision transformer. Our results show that offline RL algorithms can match the performance of state-of-the-art online RL methods when data is collected with a proper behavioral policy.

**Index Terms**—Offline reinforcement learning; decision transformer; link adaptation; radio access networks.

## I. INTRODUCTION

Modern radio access networks (RANs) – such as the 5<sup>th</sup> Generation (5G) New Radio (NR) system – employ model-based link adaptation (LA) algorithms to adapt the modulation and coding scheme (MCS) to time- and frequency-varying channel conditions to maintain high spectral efficiency [1]–[5]. For downlink (DL) communication, LA relies on channel state information (CSI) reports provided by the user equipment (UE) that include a channel quality indicator (CQI), a rank indicator, and a precoder matrix indicator [6]. As CSI reports may be inaccurate and rapidly age due to fast channel variations, outer-loop link adaptation (OLLA) schemes typically adjust signal-to-interference-plus-noise ratio (SINR) estimates inferred from CQI values using hybrid automatic repeat request (HARQ) feedback [1]. Nonetheless, user mobility, fast fading, limited receiver-side information at the transmitter, as well as the heterogeneity of UEs population, e.g., in terms of receiver capabilities, render radio resource management (RRM) problems, such as LA, complex control tasks to model [7].

Recognizing the challenges faced by model-based approaches, machine learning (ML) methods, such as reinforcement learning (RL), have recently gained attention to address RRM problems in RANs [8]. The ability of RL to learn directly from experience and to adapt to changes in the environment makes it appealing to replace legacy rule-based RAN functions with models learned from data [9]–[11]. Several works have

applied RL to LA, starting with tabular [12] and bandit [13] methods, adaptations of OLLA based on Q-learning [7], and deep Q-network (DQN) [9]. However, training RL agents in live networks requires exploring the state-action space to learn an optimal policy, at the cost of taking suboptimal actions that may adversely affect the network performance [14].

To address this adverse effect of RL, recent works have proposed offline RL, which aims to learn an optimal policy from a *static dataset* of transitions produced by a behavioral policy, thus avoiding direct interactions with the environment while training [15]–[19]. The inability to improve the training dataset during training confines the quality and the behavior of the learned policy to the quality and state-action coverage of the available data. As such, distribution shift and out-of-distribution behavior, that is, a mismatch between the training and testing trajectory distributions, can render the learned policy ineffective. Thus, employing offline RL to replace complex real-time RRM control functions in RANs, such as LA, is non-trivial and presents two main challenges: firstly, the ability of an offline RL design to achieve, when trained with proper data, optimal performance, e.g., comparable with a policy learned online; secondly, the design of a non-invasive behavioral policy to collect rich data in live networks without affecting performance.

This paper focuses on the first challenge considering offline RL for LA in 5G networks. We present three LA designs based on batch-constrained deep Q-learning (BCQ) [20], conservative Q-learning (CQL) [21], and decision transformer (DT) [22], with a trained DQN model [23] acting as a behavioral policy for data collection. While for BCQ and CQL we model the LA problem as a partially observable Markov decision process (MDP), DT requires a sequence modeling approach, where an LA action is inferred using a sequence of historical states, actions and rewards, allowing to optimize long-term rewards, e.g., average throughput or spectral efficiency. Our results show that offline RL can achieve the performance of online RL and outperform practical state-of-the-art LA based on OLLA when data is collected with a proper behavioral policy.

The rest of the paper is organized as follows. Section II introduces preliminary concepts, Section III formally describes the problem of LA while Section IV presents the BCQ and CQL design for LA. Section V frames LA as a sequence modeling problem, presenting a DT-based design. Section VI discusses numerical results, while Section VII concludes the paper.

## II. PRELIMINARIES

This section reviews some of the key concepts and introduces notation that will be useful in the sequel.

### A. Elements of RL

RL frames the interaction between an agent and the environment as a MDP [24], [25], defined by the tuple:  $(\mathcal{S}, \mathcal{A}, \mathcal{P}, r)$ . Here,  $\mathcal{S}$  is the state-space,  $\mathcal{A}$  is the action-space,  $\mathcal{P}$  is the transition probability function (also known as transition dynamics),  $r : \mathcal{S} \times \mathcal{A} \times \mathcal{S} \rightarrow \mathbb{R}$  is the reward function. In an online setting, at each time-step  $t$  the agent chooses an action  $a_t$  according to some Markovian policy  $\pi : \mathcal{S} \rightarrow \mathcal{A}$ , which is function of the current state  $s_t$  of the MDP, and observes the next state  $s_{t+1}$ , distributed according to  $P(\cdot|s_t, a_t)$ , and a reward  $r_t$ . For episodic MDPs, with a finite terminal state, the goal of the agent is to find a policy  $\pi$  maximizing the expected collected reward  $\mathbb{E}^\pi[G_t|s_0 \sim \mu]$  for some initial state distribution  $\mu$ , where  $G_t = \sum_{k=0}^T r_{t+k}$ , and  $T$  indicates the terminal step. In the context of *continuing tasks*, where  $T$  is not naturally defined, or may be infinite, the goal is to maximize the collected discounted reward, defined with a discount factor  $\gamma \in (0, 1)$  as  $\mathbb{E}^\pi[\sum_{k=0}^{\infty} \gamma^k r_{t+k+1} | s_0 \sim \mu]$ .

### B. Offline RL

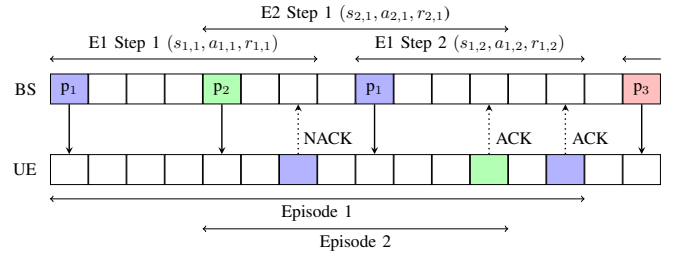
Differently from the online RL setting, in offline RL [26] the agent learns a policy from a previously collected dataset of experiences  $\mathcal{D} = \{(s_t^i, a_t^i, r_t^i, s_{t+1}^i)_i\}$  (collected using a behavioral policy  $\pi_\beta$ ). As a consequence, the amount and quality of data, play a crucial role in offline RL since the agent is not able to interact with the environment in an online fashion to collect new data. The inability to explore the state-action space during training may also result in a distributional shift between the distribution under which the policy  $\pi$  is trained and the one on which it will be evaluated [26].

To address this issue, some approaches constrain how much the learned policy  $\pi$  differs from the behavioral policy  $\pi_\beta$ , while other methods penalize the learned  $Q$ -values. For example, with discrete action spaces, BCQ tackles the distributional shift issue by modeling the training data distribution, resulting from data collection with a certain behavioral policy, so that the support of action selection can be restricted to a fixed number of actions sampled from it [20]. In contrast, CQL [21] uses a *pessimism* principle: it modifies the training objective to minimize, alongside the Bellman error [24], the estimates of the  $Q$ -values to learn lower-bounded estimates that are not overly optimistic. A comprehensive survey can be found in [26].

### C. Sequence Modeling and Decision Transformer

Sequence modeling involves training auto-regressive models (such as the DT [22]) on sequential data to capture patterns and make future predictions. Since the goal in RL is to produce a sequence of actions leading to high cumulative rewards, one can re-frame the RL problem in terms of sequence modeling.

The DT is a particular auto-regressive architecture used in sequence modeling that exploits the capabilities of GPT2 [27] to perform sequential decision making. For each time step  $t$  of



**Fig. 1:** Episodes in our MDP formulation for LA. Each box represents a transmission time interval (TTI), and acknowledgments use the same color as the transmission they respond to. Note that episodes 1 and 2 overlap between TTI 5 and 12.

a trajectory, DT uses sequences of 3 embedded tokens: the state  $s_t$ , the action  $a_t$ , and the return-to-go (RTG)  $\hat{R}_t = \sum_{t'=t}^T r_{t'}$ . At inference time the RTG allows to condition the output of the network to generate optimal actions by specifying *future target* returns. The model is trained by predicting the action  $a_t$  at each time-step of the sequence. Overall, this architecture allows to bypass the need for bootstrapping to propagate returns, one of the key destabilizing elements in offline RL.

## III. PROBLEM FORMULATION

We consider the problem of LA in the downlink of multi-cellular RANs. The aim of LA is to dynamically adapt the transmission rate of individual packet transmissions to time- and frequency-varying channel conditions and radio interference. In 5G systems, this is achieved by selecting a set of MCS parameters encoded by an integer taking value in the range  $\{0, 31\}$ , known as MCS index [6]. Each MCS index corresponds to a modulation order, code rate, and spectral efficiency to be used for transmitting a data packet to the UE.

State-of-the-art LA algorithms used in real-time RANs combine two control loops executed on a sub-millisecond timescale: an inner-loop link adaptation (ILLA) converts the latest CQI reported by the UE into an initial SINR estimate; an OLLA scheme adjusts such an estimate (e.g., to compensate inaccuracies or aging of the CQI) based on the HARQ feedback (i.e., either positive or negative acknowledgments) received from the UE for previous packet transmissions. The goal of the OLLA is to maximize the link spectral efficiency while adhering to a desired block error rate (BLER) target. As variants of this approach are widely adopted in today's communication systems, we consider it as reference for performance comparison in Section VI.

## IV. LINK ADAPTATION AS AN OFFLINE RL PROBLEM

This section explores how LA can be solved with offline RL. We first propose a MDP formulation which we not only consider for training offline RL agents but, being particularly well-suited for online approaches as well, also for performing data collection. Then, we introduce the minimal modifications that are needed, given the chosen MDP formulation, to adapt the BCQ and CQL algorithms to the LA setting.

### A. MDP Formulation

We model LA as an episodic MDP in which an episode (or trajectory)  $\tau = (s_0, a_0, r_0, \dots, s_T, a_T, r_T)$  corresponds to the lifespan of a UE's data packet from its first transmission to, alternatively, a successful reception or the packet being dropped after four retransmissions (as illustrated in Fig. 1). As such, the episode's length  $T$  is bounded to five steps (each corresponding to a transmission of the packet).

- The state  $s_t \in \mathbb{R}^n$  is a vector of semi-static and dynamic information characterizing the serving cell, the UE design, as well as radio measurements, channel state information, HARQ feedback, and more<sup>1</sup>.
- The action  $a_t \in \{0, \dots, 27\}$  takes an integer, representing one of 28 MCS indices for data transmissions, as defined by the 5G specifications [6]. When dealing with a retransmission, that is  $t \geq 1$ , the simulator maps the agent's action to a reserved MCS index in the interval  $\{28, \dots, 31\}$ , as per 5G specifications.
- The reward signal  $r_t = r(s_t, a_t)$  is function of the spectral efficiency (SE) of the packet transmission.

Notably, as the UE's HARQ process supports multiple active packets at any given time, multiple UE's episodes may overlap in time (as in the example in Fig. 1).

### B. BCQ and CQL for Link Adaptation

We train both algorithms on static datasets of transitions in the form of  $(s_t, a_t, r_{t+1}, s_{t+1})$  tuples. The definition of the episode on a packet basis enables agents to learn from experience generated by any UE within the network. The formulation detailed above allows adapting CQL and BCQ to LA with minimum effort: in particular, when dealing with a finite set of actions, such as those representing MCS indices selectable for LA, BCQ can overcome the need to explicitly model the distribution of actions in the dataset by simply computing probabilities for each action being selected by the behavioral policy. Therefore, inspired by [28], we restrict the support of action selection to a subset of actions whose probability exceeds the probability of the action most likely to be selected by the behavioral policy by a minimum threshold. For training a CQL policy, instead, we replace the automatic tuning mechanism used in [21] for continuous action spaces by fixing the *tradeoff-factor* to some pre-selected values.

## V. SEQUENCE MODELING FOR LINK ADAPTATION

The previous MDP formulation of LA, and thereby the related offline RL designs, present some shortcomings. Firstly, such formulation optimizes the return for individual packets. Thus, it may not capitalize on the fact that sequences of packets can experience correlated channel conditions that would allow to optimize longer-term metrics (e.g., UE throughput). Secondly, since packet arrivals are unknown, and channel conditions are time-varying, the overall stochastic process we aim to control can be more generally framed as a *contextual*

<sup>1</sup>The exact list of states cannot be disclosed as it is based on Ericsson's internal research work.

MDP [29]. A contextual MDP is a specific type of MDP that includes an underlying hidden parameter (context), possibly time-varying, affecting the transition dynamics—such as packet arrivals and channel conditions. Managing such a process is generally more complex than controlling a classical MDP [30].

To address these complexities, we reformulate offline RL for LA as a sequence modeling problem [16], [31] and propose a solution that extends and adapts the DT design [22].

### A. RL via Supervised Learning (RvS)

By framing RL as a sequence modeling problem, we can better capture the time-varying interactions in the underlying process. This approach leverages the strengths of sequence models in handling temporal dependencies.

We consider the reinforcement learning via supervised learning (RvS) learning approach for offline RL proposed in [31]. This approach takes as input a dataset  $\mathcal{D} = \{\tau\}$  of trajectories of experience and outputs an *outcome-conditioned* policy  $\pi_\theta(a_t | s_t, \omega)$  that optimizes

$$\max_{\theta} \mathbb{E}_{\tau \sim \mathcal{D}} \left[ \sum_{t=0}^{|\tau|-1} \mathbb{E}_{\omega \sim f(\omega|\tau_t)} [\ln \pi_\theta(a_t | s_t, \omega)] \right], \quad (1)$$

where  $\tau_t = \{s_t, a_t, r_t, s_{t+1}, \dots\}$  denotes the trajectory starting at time  $t$ ,  $|\tau|$  denotes the trajectory length, and  $f(\omega|\tau)$  denotes the distribution over outcomes  $\omega$  that occur in a trajectory. These outcomes are user-chosen, and can be, for example:

- *Goal-oriented*:  $\omega = \{s_h = s\}$ , that is,  $f(\omega|\tau)$  indicates the likelihood of visiting state  $s$  at step  $h$ .
- *Reward-oriented*:  $\omega = \sum_{n \geq t} \gamma^{n-t} r_n$ , and  $f(\omega|\tau)$  indicates the likelihood of achieving a certain total discounted reward starting from  $t$ . Such conditioning is also referred to as *return-to-go* (RTG) conditioning.

At inference time, then, the user can choose to condition the policy according to a desired objective.

### B. RvS Learning for LA

To formulate LA in terms of the RvS learning framework, we introduce a trajectory definition that extends beyond the lifespan of a single packet, departing from the previous MDP formulation. After that, we introduce different ways to condition the policy  $\pi_\theta$ .

1) *Trajectory definition*: We consider fixed-horizon trajectories  $\tau = \{s_0, a_0, r_0, \dots, s_H, a_H, r_H\}$ , which include transmissions of packets belonging to a specific UE.

To construct  $\tau$  we consider two alternative approaches:

- Recent transmissions*:  $\tau$  consists of the most recent  $K$  transmissions of the UE considered (hence  $H = K$ ).
- Consecutive packets*:  $\tau$  includes only up to  $n_p$  of a UE's most recent consecutive packets. Since a packet can be retransmitted at most four times upon its initial transmission, we have that  $H \in \{n_p, \dots, 5n_p\}$ .

At training time, we sample trajectories of data from  $\mathcal{D}$  according to one of these two approaches, and, if needed, extra positions in  $\tau$  are filled using padding tokens.

2) *Outcome conditioning*: We propose the following three ways to condition the policy  $\pi_\theta$  for LA:

- a) **VANILLA**: A simple conditioning consisting in fixing a target RTG value  $\omega$  for each packet  $p$ . At training time, the RTG at the  $k$ -th step of a packet is computed as  $\omega = \sum_{t=k}^{T(p)} \gamma^{t-k} r_t(p)$ , where  $r_k(p)$  indicates the reward associated to the  $k$ -th transmission for packet  $p$ ,  $\gamma \in (0, 1]$ , and  $T(p)$  is a random variable indicating the termination step for the transmission of packet  $p$ . At inference time, the RTG is fixed to a pre-defined value at the first transmission and adjusted in case of retransmissions (we explore this in Section VI).
- b) **Discounted average (DAVG)**: The VANILLA approach has the same shortcomings of the MDP formulation proposed in Section IV. An alternative is to condition according to a DAVG of future rewards. Letting  $n$  denote the  $n$ -th step in a sequence of continuous transmissions from a UE, at training time we condition according to:

$$\omega = (1 - \gamma) \sum_{t=n}^{\infty} \gamma^{t-n} r_t,$$

with  $\gamma \in (0, 1)$ . At inference time, as for the VANILLA case, we condition according to some pre-defined value.

- c) **Channel-Conditioned Target Return (CCTR)**: As the definition of the reward signal (cf. Section IV) directly relates to the channel's spectral efficiency, it may be possible that some values of spectral efficiency are unattainable depending on the channel's condition. To address this issue, we propose a novel conditioning that dynamically adapts the policy  $\pi_\theta$  based on the observed channel quality. For the first packet transmission, we decide to use as RTG target value the nominal spectral efficiency associated with the latest CQI value reported by the UE (according to Table 5.2.2.1-3 of the 3<sup>rd</sup> Generation Partnership Project (3GPP) specification [6]).

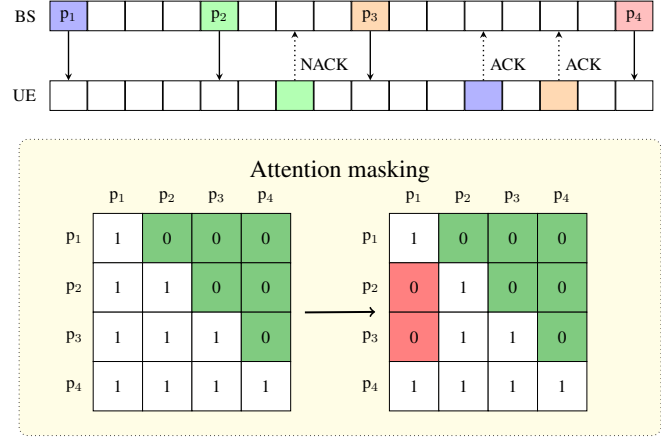
### C. Decision Transformers Design for LA

We next describe how we adapted the DT architecture for the link adaptation problem. We introduce two changes: one to the attention layer, and one to the positional embedding.

1) *Attention masking for delayed feedback*: A significant challenge in training a DT architecture for LA is preventing the leakage of future data during the training process. Specifically, the DT's inference outputs must rely solely on information accessible as in an actual deployment, avoiding any use of future data that would not be accessible in real-time. As historical rewards are only available upon a base station receiving a HARQ feedback (positive or negative) for previous packet transmissions, we propose an attention-masking approach enforcing causality while coping with such delayed feedback. To this end, we model a trajectory  $\tau$  as:

$$\tau = \left( \underbrace{s_0}_{X_0}, \underbrace{a_0}_{X_1}, \underbrace{r_0}_{X_2}, \dots, \underbrace{s_K}_{X_{3K}}, \underbrace{a_K}_{X_{3K+1}}, \underbrace{r_K}_{X_{3K+2}} \right),$$

where  $(X_0, X_1, \dots, X_{3K+2})$  indicates the associated sequence of input tokens, and we define  $t_a(p)$  and  $t_r(p)$  as the time



**Fig. 2: At training time**, the proposed attention mask (right matrix) prevents the tokens associated to  $p_2$  and  $p_4$  from attending  $p_1$ , as its reward is not available at the time an MCS index is requested for  $p_2$  and  $p_4$ . The left matrix shows the original attention mask definition.

at which, respectively, the action for packet  $p$  is scheduled and the associated reward signal is available. The proposed attention mask between any two tokens  $X_i, X_j$  is:

$$\text{attn\_mask}(X_i, X_j) = \mathbf{1}\{t_r(p(X_i)) \leq t_a(p(X_j))\},$$

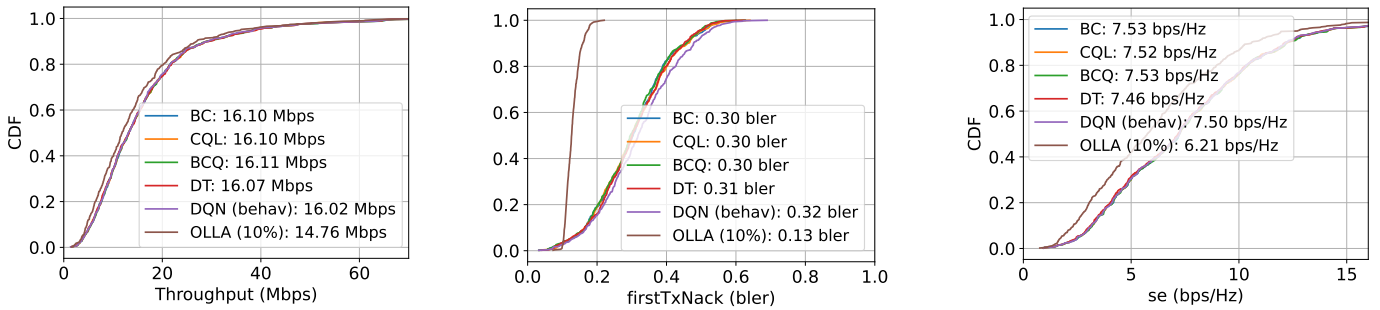
where  $p(X)$  is a mapping between a token  $X$  and the associated packet  $p$ . As illustrated in Fig. 2, the mask assures that if a reward for a packet  $p(X_i)$  is not received when an action for a packet  $p(X_j)$  is taken, then tokens of packet  $p(X_j)$  are not affected by the tokens of packet  $p(X_i)$ .

2) *Temporal embeddings*: LA is a real-time process with states, actions, and rewards observed at irregular intervals, whereas the DT architecture assumes equidistant sampling. To handle irregular observations, we propose three alternative definitions of positional encoding attempting to capture temporal correlations between successive packet transmissions of a UE:

- 1) **Baseline encoding (BE)**: as a baseline, we implement a minor modification to the original encoder from [22], where embeddings are learned based on each token's index within the sequence (i.e.,  $i \in [0, K - 1]$ ).
- 2) **Learnable time (LT) encoding**: embeddings are learned using a linear layer with  $(\Delta t_i)_{i=0}^K$  as input, where  $\Delta t_i = t_a(p(X_i)) - t_a(p(X_0))$ . Hence,  $\Delta t_i$  is a measure of the relative time between the  $i$ -th token and the first one. Note that tokens within the same packet have identical relative timestamps, allowing the DT to associate the reward to the corresponding state and action.
- 3) **Continuous time (CT) encoding**: inspired by [32], [33], we compute the  $k$ -th element of the positional embedding vector for token  $X_i$  as:

$$\text{PE}(\Delta t_i, k) = \begin{cases} \sin\left(\frac{\Delta t_i/100}{C^{d_{\text{model}}/k}}\right) & \text{for even } k, \\ \cos\left(\frac{\Delta t_i/100}{C^{d_{\text{model}}/k}}\right) & \text{for odd } k, \end{cases} \quad (2)$$

where  $d_{\text{model}}$  is a user-chosen constant (see also [33]).



**Fig. 3:** Cumulative distribution function (CDF) of user throughput, BLER and SE for various offline RL models trained on  $\mathcal{D}_{\text{opt}}$ . All offline RL algorithms achieve similar performance across all metrics, comparable with the online DQN policy, and outperform the OLLA baseline.

## VI. NUMERICAL RESULTS

This section compares the various offline RL designs for LA using an industry-grade simulator. Specifically, we investigate: (1) whether offline RL methods can match the performance of the behavioral policy and OLLA; (2) how the behavioral policy affects the performance of these methods; and (3), the impact of different design aspects of the DT on LA performance.

### A. Environment and Data Collection

1) *Environment:* We rely on an Ericsson’s proprietary RAN simulator platform compliant with the 3GPP 5G technical specification. Specifically, we consider a time division duplexing (TDD) 5G system operating at a 3.5GHz carrier frequency, with PHY layer numerology  $\mu = 0$  (cf. 3GPP TS 38.200 family) and single-user multiple input multiple output (SU-MIMO) transmission. Each simulation consists of a tri-sectorial site, with each sector served by a massive multiple input multiple output (mMIMO)  $8 \times 4 \times 2$  antenna array, and 10 UEs with full buffer traffic randomly dropped in the site coverage area. Each simulation (i.e., seed) simulates 5 seconds (i.e.,  $\approx 5000$  TTIs).

2) *Data collection:* To investigate the potential of offline RL to achieve optimal performance (e.g., comparable with a policy learned online) when trained with proper data, we collect training data using two DQN policies pre-trained online: A DQN policy  $\pi_{\text{opt}}$  trained until convergence; and a sub-optimal DQN policy  $\pi_{\text{s-opt}}$  trained with half the data of  $\pi_{\text{opt}}$ . The latter allows us to analyze whether offline RL algorithms can infer optimal behavior from sub-optimal training data. For each policy, we collected data across 20 seeds, resulting into two datasets, respectively,  $\mathcal{D}_{\text{opt}}$  and  $\mathcal{D}_{\text{s-opt}}$ , of  $\approx 400k$  transitions.

### B. General Results

We compare the performance of our LA designs based on value-based offline RL (i.e., BCQ [20] and CQL [21]), and sequence modeling with DT. We evaluate their performance in terms of average UE throughput, SE and experienced BLER. We consider three baselines: the OLLA approach introduced in Section III, representing the state-of-the-art in real-world RANs; a simple behavioral cloning (BC) approach, which learns to reproduce training behavior; and the behavioral DQN policy. We tested the algorithm using 50 randomized scenarios;

for additional design choices and extended descriptions, we refer the reader to the appendix

Fig. 3 presents the cumulative distribution functions (CDFs) of UE throughput, SE and experienced BLER for the best configuration of each offline RL LA algorithm resulting from experimentation with different design choices and hyperparameters, with models trained on  $\mathcal{D}_{\text{opt}}$ . For the DT design, this implies sampling sequences including the most recent  $H = 32$  transitions and following the CCTR conditioning approach. Furthermore, Tables I and II summarize, respectively, the average results for all models trained using  $\mathcal{D}_{\text{opt}}$  and  $\mathcal{D}_{\text{s-opt}}$ .

When training on  $\mathcal{D}_{\text{opt}}$ , Table I shows that all offline RL methods achieve similar results across all the metrics, reaching the performance of the data collection policy  $\pi_{\text{opt}}$  and outperforming the industry baseline OLLA by  $\approx 8.8\%$  in average UE throughput and  $\approx 20.7\%$  in average UE SE.

With sub-optimal training data  $\mathcal{D}_{\text{s-opt}}$ , Table II shows that CQL and BCQ reach approximately the same performance observed when trained on  $\mathcal{D}_{\text{opt}}$ , on pair with the behavioral policy  $\text{DQN}_{\text{s-opt}}$  and BC. However, in this case DT shows a slight degradation compared to  $\text{DQN}_{\text{s-opt}}$ , but consistently outperforms the OLLA baseline.

### C. Considerations on the DT Design

Hereafter, we analyze in more details the effect of different design aspects of the DT. Table III summarizes the best results obtained for different combinations of the positional encoder and conditioning methods presented in Section V. For this analysis, we considered  $\mathcal{D}_{\text{opt}}$  as training set and trajectories constructed with the *recent transmissions* approach introduced in Section V-B1, with  $H = 32$ . For the VANILLA and DAVG conditioning, we conditioned on the 90% quantile of the distribution of RTGs in the training dataset (filtered at the first retransmission in the case of VANILLA conditioning). The average future rewards are computed over a fixed window size of 35 steps, with a discount factor  $\gamma = 0.8$ .

For positional encoding, our results indicate that including temporal information about packet distribution is beneficial. Interestingly, the LT approach, which learns embeddings directly from the actual timestamps of packet transmissions, achieves better performance than CT, which computes encodings with trigonometric functions, and also the baseline.

**TABLE I:** Comparison of the offline RL methods trained on  $\mathcal{D}_{\text{opt}}$ . OLLA (x%) refers to OLLA with a fixed BLER target of x%.

LA algorithm	Throughput	SE	BLER
OLLA (10%)	14.76 Mbps	6.21 bps/Hz	0.13
OLLA (30%)	15.51 Mbps	6.87 bps/Hz	0.30
OLLA (50%)	15.16 Mbps	6.92 bps/Hz	0.49
OLLA (70%)	14.77 Mbps	6.81 bps/Hz	0.66
OLLA (90%)	14.71 Mbps	6.84 bps/Hz	0.83
DQN <sub>opt</sub>	16.02 Mbps	7.50 bps/Hz	0.32
BC	16.10 Mbps	7.53 bps/Hz	0.30
BCQ	16.11 Mbps	7.53 bps/Hz	0.30
CQL	16.10 Mbps	7.52 bps/Hz	0.30
DT	16.07 Mbps	7.46 bps/Hz	0.31

**TABLE III:** Comparison of different types of position encoding and RTG conditioning. Best in **bold**, second best in red.

Pos. Emb.	VANILLA	CCTR	DAVG
BE	15.75 Mbps	15.83 Mbps	15.76 Mbps
CT	15.35 Mbps	15.86 Mbps	15.73 Mbps
LT	<b>16.01 Mbps</b>	<b>16.07 Mbps</b>	15.66 Mbps

Furthermore, considering RTG conditioning, our results in Table III indicate that CCTR conditioning achieves better throughput than both VANILLA and DAVG conditioning across all types of positional encoding. We observed similar results in terms of BLER and SE, which are not included here for brevity. This demonstrates that, for the LA problem, conditioning the model inference based on the channel state is important.

#### D. Outcome Conditioning

We further analyze the effect of output conditioning for LA with respect to (1) the type of conditioning (using the VANILLA and CCTR approaches, cf. Section V-B2); and (2) the sequence length (following the *consecutive packets* approach). Table IV summarizes results that consider input sequences that comprise transmissions related to  $n_p \in [1, 16]$  packets and, for VANILLA conditioning, three RTG target values  $\omega$  chosen as the  $\{20, 60, 100\}$ -quantiles of the training RTG distribution.

For wireless applications, like LA, conditioning the action generation to RTG target values that reflect the radio conditions is instrumental in achieving good performance. This is demonstrated by the CCTR approach, which adapts the RTG target value for each packet transmission using the nominal spectral efficiency corresponding to the latest CQI reported by the UE. On the other hand, conditioning the action generation using fixed RTG target values that do not reflect the radio conditions, as in the VANILLA approach, can lead to substantial performance degradation. For instance, choosing a too high (fixed) RTG target value causes the DT to take more aggressive LA actions, i.e., higher MCS index, which leads to an increased frequency of retransmissions during testing, reflected by lower throughput and SE and a higher BLER.

Although the transformer architecture excels in learning from long sequences of information, for wireless applications that

**TABLE II:** Comparison of the offline RL methods trained on  $\mathcal{D}_{s-\text{opt}}$ . OLLA (x%) refers to OLLA with a fixed BLER target of x%.

LA algorithm	Throughput	SE	BLER
OLLA (10%)	14.76 Mbps	6.21 bps/Hz	0.13
OLLA (30%)	15.51 Mbps	6.87 bps/Hz	0.30
OLLA (50%)	15.16 Mbps	6.92 bps/Hz	0.49
OLLA (70%)	14.77 Mbps	6.81 bps/Hz	0.66
OLLA (90%)	14.71 Mbps	6.84 bps/Hz	0.83
DQN <sub>s-opt</sub>	15.89 Mbps	7.45 bps/Hz	0.33
BC	16.00 Mbps	7.50 bps/Hz	0.31
BCQ	16.00 Mbps	7.60 bps/Hz	0.34
CQL	16.05 Mbps	7.59 bps/Hz	0.33
DT	15.67 Mbps	7.25 bps/Hz	0.36

**TABLE IV:** Performance obtained by conditioning on increasing, fixed, RTG values at inference for models including variable numbers of packets inside their sequence (VANILLA and CCTR).

$n_p$	Metrics	$\omega = 1.71$			$\omega = 3.86$		$\omega = 7.57$	
		CCTR	$\omega = 1.71$	$\omega = 3.86$	$\omega = 7.57$	$\omega = 7.57$	$\omega = 7.57$	
1	Th.put	15.73 Mbps	15.30 Mbps	13.80 Mbps	13.94 Mbps			
	BLER	0.37	0.33	0.42	0.83			
	SE	7.45 bps/Hz	7.14 bps/Hz	6.92 bps/Hz	7.19 bps/Hz			
2	Th.put	15.72 Mbps	15.08 Mbps	13.75 Mbps	13.98 Mbps			
	BLER	0.38	0.31	0.41	0.82			
	SE	7.45 bps/Hz	7.08 bps/Hz	6.87 bps/Hz	7.25 bps/Hz			
4	Th.put	16.02 Mbps	15.93 Mbps	15.45 Mbps	14.06 Mbps			
	BLER	0.31	0.28	0.36	0.74			
	SE	7.43 bps/Hz	7.32 bps/Hz	7.45 bps/Hz	7.46 bps/Hz			
8	Th.put	16.04 Mbps	16.01 Mbps	15.96 Mbps	14.49 Mbps			
	BLER	0.28	0.27	0.30	0.62			
	SE	7.40 bps/Hz	7.34 bps/Hz	7.42 bps/Hz	7.56 bps/Hz			
12	Th.put	16.02 Mbps	15.93 Mbps	15.45 Mbps	14.06 Mbps			
	BLER	0.31	0.30	0.31	0.46			
	SE	7.45 bps/Hz	7.42 bps/Hz	7.46 bps/Hz	7.58 bps/Hz			
16	Th.put	16.02 Mbps	15.93 Mbps	15.45 Mbps	14.06 Mbps			
	BLER	0.30	0.29	0.31	0.40			
	SE	7.44 bps/Hz	7.42 bps/Hz	7.44 bps/Hz	7.48 bps/Hz			

act directly on packet transmissions, like LA, long sequences appear not to be desirable. In fact, when consecutive tokens in the sequence are associated with data packets transmitted far apart in time (e.g., more than the channel coherence time), learning auto-regressively from too-aged historical tokens can induce variance and cause the DT to revert to behavioral cloning. For instance, Table IV shows that, with CCTR conditioning, the DT benefits from including more packets in the sequence up until  $n_p = 8$ , longer sequences do not yield better performance and BLER values converge to the one achieved by the behavioral DQN. We refer to the appendix for an extended analysis.

## VII. FINAL REMARKS

In this paper, we designed three offline RL algorithms, aiming towards replacing the legacy OLLA scheme with a scheme that learns from data without impacting the network performance negatively. Specifically, we investigated the performance of BCQ, CQL, and a DT-based design, with a trained DQN model serving as the behavioral policy for data collection.

To gain insight into the effect of data collection, we used two behavioral policies, both trained with DQN: (1) a policy  $\pi_{\text{opt}}$  and (2) a policy  $\pi_{\text{s-opt}}$ , which was trained on half of the data used for training  $\pi_{\text{opt}}$ . For the DT-based design, we have modified (1) the associated attention layer by suitable masking and (2) the positional encoding definition in order to capture the temporal correlation between subsequent packet transmissions.

The results indicate that the three offline RL schemes considered in this work yield similar LA performance in terms of the achieved throughput, BLER and SE, which are also similar to those achieved by the online DQN policy and outperform the industry baseline OLLA in terms of average UE throughput (by  $\approx 8.8\%$ ) and average SE (by  $\approx 20.7\%$ ). Although there is no significant gap in the performance of the three offline RL methods, our evaluation focuses on a specific network deployment scenario. In this context, all algorithms can benefit from relatively small models, particularly BCQ and CQL, resulting in lower computational complexity compared to DT. However, achieving model generalization over the RAN environment, and thereby being able to deploy the same AI model across cells in large geographical areas, would require training models on substantially larger data sets collected across the network deployment. As such, the ability of the transformer architecture to effectively learn and extrapolate intricate patterns from large datasets may lead to better generalization and performance. Further researching these aspects constitutes an important future work.

Finally, although a DQN-based data collection is helpful for investigating whether offline RL can achieve similar LA performance as that achieved by online RL, finding a non-intrusive data collection policy that properly explores the state-action space without affecting the system performance in live RANs remains an open problem, which we are considering in our future research.

## REFERENCES

- [1] A. Duran, M. Toril, F. Ruiz, and A. Mendo, "Self-optimization algorithm for outer loop link adaptation in LTE," *IEEE Communications Letters*, vol. 19, no. 11, pp. 2005–2008, 2015, Publisher: IEEE, ISSN: 1089-7798.
- [2] F. Blázquez-Casado, G. Gomez, M. d. C. Aguayo-Torres, and J. T. Entrambasaguas, "eOLLA: An enhanced outer loop link adaptation for cellular networks," *EURASIP Journal on Wireless Communications and Networking*, vol. 2016, pp. 1–16, 2016, Publisher: Springer.
- [3] F. Blázquez-Casado, M. d. C. Aguayo Torres, and G. Gomez, "Link adaptation mechanisms based on logistic regression modeling," *IEEE Communications Letters*, vol. 23, no. 5, pp. 942–945, 2019.
- [4] V. Ramireddy, M. Grossmann, M. Landmann, and G. D. Galdo, "Enhancements on Type-II 5G New Radio codebooks for UE mobility scenarios," *IEEE Communications Standards Magazine*, vol. 6, no. 1, pp. 35–40, 2022.
- [5] A. Nicolini, V. Icolari, and D. Dardari, "Link adaptation algorithm for optimal modulation and coding selection in 5G and beyond systems," in *IEEE International Conference on Communications*, 2023.
- [6] 3GPP, *Technical Specification (TS) 38.214. NR, NR; Physical layer procedures for data, v18.3.0*, Jun. 2024.
- [7] J. Chen, J. Ma, Y. He, and G. Wu, "Deployment-friendly link adaptation in wireless local-area network based on on-line reinforcement learning," *IEEE Communications Letters*, vol. 27, no. 12, pp. 3424–3428, 2023.
- [8] F. D. Calabrese, L. Wang, E. Ghadimi, G. Peters, L. Hanzo, and P. Soldati, "Learning radio resource management in RANs: Framework, opportunities, and challenges," *IEEE Communications Magazine*, vol. 56, no. 9, pp. 138–145, 2018, Publisher: IEEE, ISSN: 0163-6804.
- [9] P. Soldati, E. Ghadimi, B. Demirel, Y. Wang, R. Gaigalas, and M. Sintorn, "Design principles for model generalization and scalable AI integration in radio access networks," *IEEE Communications Magazine*, no. 9, pp. 1–8, 2024, Publisher: IEEE, ISSN: 0163-6804.
- [10] A. Grönland, A. Russo, Y. Jedra, B. Klaiqi, and X. Gelabert, "Constrained deep reinforcement learning for fronthaul compression optimization," in *2024 IEEE International Conference on Machine Learning for Communication and Networking (ICMLCN)*, 2024.
- [11] V. E. Möllerstedt, A. Russo, and M. Bouton, "Model based residual policy learning with applications to antenna control," in *2024 IEEE International Conference on Machine Learning for Communication and Networking (ICMLCN)*, 2024.
- [12] R. Bruno, A. Masaracchia, and A. Passarella, "Robust adaptive modulation and coding (AMC) selection in LTE systems using reinforcement learning," in *2014 IEEE 80th Vehicular Technology Conference (VTC2014-Fall)*, 2014.
- [13] V. Saxena, H. Tullberg, and J. Jaldén, "Reinforcement learning for efficient and tuning-free link adaptation," *IEEE Transactions on Wireless Communications*, vol. 21, no. 2, pp. 768–780, 2021, Publisher: IEEE, ISSN: 1536-1276.
- [14] A. Russo and A. Proutiere, "Model-free active exploration in reinforcement learning," *Advances in Neural Information Processing Systems*, vol. 36, 2024.
- [15] S. Levine, A. Kumar, G. Tucker, and J. Fu, "Offline reinforcement learning: Tutorial, review, and perspectives on open problems," *arXiv preprint arXiv:2005.01643*, 2020.
- [16] M. Janner, Q. Li, and S. Levine, "Offline reinforcement learning as one big sequence modeling problem," *Advances in neural information processing systems*, vol. 34, pp. 1273–1286, 2021.
- [17] K. Schweighofer, M.-c. Dinu, A. Radler, et al., "A dataset perspective on offline reinforcement learning," in *Conference on Lifelong Learning Agents*, 2022.
- [18] A. Kumar, R. Agarwal, X. Geng, G. Tucker, and S. Levine, "Offline Q-learning on diverse multi-task data both scales and generalizes," *International Conference on Learning Representations (ICLR)*, 2022.
- [19] J. Lyu, X. Ma, X. Li, and Z. Lu, "Mildly conservative Q-learning for offline reinforcement learning," *Advances in Neural Information Processing Systems*, vol. 35, pp. 1711–1724, 2022.
- [20] S. Fujimoto, D. Meger, and D. Precup, "Off-policy deep reinforcement learning without exploration," in *International conference on machine learning*, 2019.
- [21] A. Kumar, A. Zhou, G. Tucker, and S. Levine, "Conservative Q-learning for offline reinforcement learning," *Advances in Neural Information Processing Systems*, vol. 33, pp. 1179–1191, 2020.
- [22] L. Chen, K. Lu, A. Rajeswaran, et al., "Decision transformer: Reinforcement learning via sequence modeling," *Advances in neural information processing systems*, vol. 34, pp. 15084–15097, 2021.
- [23] V. Mnih, K. Kavukcuoglu, D. Silver, et al., "Playing Atari with deep reinforcement learning," *arXiv preprint arXiv:1312.5602*, 2013.
- [24] R. S. Sutton and A. G. Barto, *Reinforcement Learning: An Introduction (Second Edition)*. MIT Press, 2014.
- [25] M. L. Puterman, *Markov decision processes: discrete stochastic dynamic programming*. John Wiley & Sons, 2014.
- [26] S. Levine, A. Kumar, G. Tucker, and J. Fu, "Offline reinforcement learning: Tutorial, review, and perspectives on open problems," *arXiv preprint arXiv:2005.01643*, 2020.
- [27] A. Radford, J. Wu, R. Child, D. Luan, D. Amodei, and I. Sutskever, "Language models are unsupervised multitask learners," *OpenAI blog*, vol. 1, no. 8, p. 9, 2019.
- [28] S. Fujimoto, E. Conti, M. Ghavamzadeh, and J. Pineau, "Benchmarking batch deep reinforcement learning algorithms," *arXiv preprint arXiv:1910.01708*, 2019.
- [29] A. Hallak, D. Di Castro, and S. Mannor, "Contextual Markov decision processes," *arXiv preprint arXiv:1502.02259*, 2015.
- [30] L. P. Kaelbling, M. L. Littman, and A. R. Cassandra, "Planning and acting in partially observable stochastic domains," *Artificial intelligence*, vol. 101, no. 1-2, pp. 99–134, 1998.
- [31] S. Emmons, B. Eysenbach, I. Kostrikov, and S. Levine, "Rvs: What is essential for offline RL via supervised learning?" *arXiv preprint arXiv:2112.10751*, 2021.
- [32] S. Zuo, H. Jiang, Z. Li, T. Zhao, and H. Zha, "Transformer hawkes process," in *International conference on machine learning*, 2020.

- [33] Z. Zhang, H. Mei, and Y. Xu, "Continuous-time decision transformer for healthcare applications," in *International Conference on Artificial Intelligence and Statistics*, 2023.



APPENDIX

A. Hyperparameters and simulation parameters

Table V reports the hyperparameters chosen for the three offline RL methods we considered in this work.

TABLE V: Hyperparameters for the offline RL methods.

<b>CQL Parameters</b>	
Value-network #layers	3 ( $\mathcal{D}_{\text{opt}}$ )   7 ( $\mathcal{D}_{\text{s-opt}}$ )
Value-network act. function	ReLU activation
Training steps	100000
Learning rate	$5 \cdot 10^{-4}$
Batch size	64
Target update interval	2000
$\alpha$	0.2
<b>BCQ Parameters</b>	
Value-network #layers	3
Value-network act. function	ReLU
Training steps	100000
Learning rate	$1 \cdot 10^{-4}$
Batch size	64
Target update interval	1024
$\tau$	0.5
$\beta$	0.3
<b>DT Parameters</b>	
Number of attn. layers	4
Number of attn. heads	8
Embedding dimension ( $d_{\text{model}}$ )	256
Activation function	GeLU
Batch size	64
Context length ( $K$ )	$\min(32, 5n_p)$
Training steps	150000
Learning rate	$3 \cdot 10^{-6}$
Optimizer type	Adam
Weight decay	$1 \cdot 10^{-4}$

B. Additional DT conditioning results.

In this appendix, we provide additional results supporting our claim that the stochasticity intrinsic to the LA process prevents DT from correctly conditioning the inference of optimal actions when considering long sequences of transitions.

**Sequences of  $H$  transitions:** We repeat the same analysis conducted in Section VI-D by choosing a fixed number of transitions to include inside input sequences for DT, regardless of the number of packets being considered.

Table VI shows the performance in terms of throughput, BLER and SE achieved by the same DT model conditioned on increasing target RTG values  $\omega$  over the  $q\%$  quantiles of the training distribution of RTGs (with  $q \in [0.1, 0.2, \dots, 1.0]$ ). The model takes input sequences of  $H = 32$  transitions. Similarly to what we observed in Section VI-D, the effect of conditioning appears negligible on each of the three considered metrics.

In Table VII, similarly to 3GPP, we condition action generation on a different target depending on the CQI estimate included in the state  $s_t$ . Instead of referring to the CQI Table 5.2.2.1-3 of the 3GPP specification [6], we choose to condition, for each packet, over the  $q\%$  quantiles of the training distribution of RTGs of packets with equal CQI to the current one. Since, also in this case, there is no correlation between the performance and the conditioning variable, the correlation between achievable rewards and channel conditions is not the only reason behind the issues we faced in correctly conditioning the inference of actions.

**Influence of stochasticity in a simple environment:** We found it convenient to design a much-simplified model of the LA environment to better investigate its properties with relation to the RL models we considered. The environment maintains the main features of the process simulated by the internal RAN simulator.

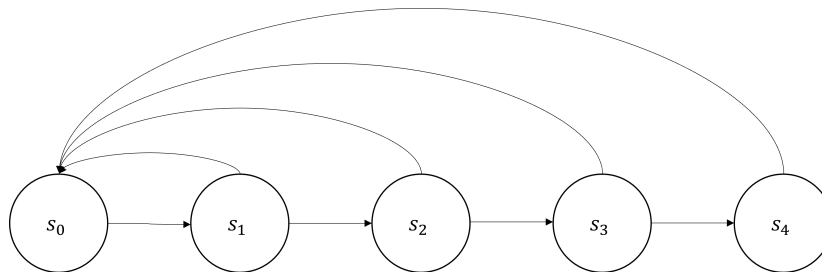
As shown in figure 4, the environment consists of  $n = 5$  discrete states, each representing the  $i^{\text{th}}$  transmission attempt of a packet, with  $i \in [0, n)$ . The action space  $\mathcal{A}$  is the same of the original link adaptation process, comprising 28 actions represented, this time, by integers in  $[1, 28]$ . Higher indices represent actions that are more aggressive and are, therefore, more likely to cause a transmission to fail. Failing transmissions in state  $i$  makes the agent transition to either state  $i + 1$  or, if in  $s_4$ , to the initial state  $s_0$ . Successful transmissions bring the agent back to the initial state  $s_0$ .

**TABLE VI:** Performance obtained by conditioning on increasing, fixed, RTG values at inference (vanilla).

$\omega$	Throughput	BLER	SE
1.18	15.90 Mbps	0.35	7.29 bps/Hz
1.71	15.90 Mbps	0.35	7.30 bps/Hz
2.18	15.91 Mbps	0.35	7.30 bps/Hz
2.54	15.90 Mbps	0.35	7.30 bps/Hz
3.03	16.03 Mbps	0.30	7.44 bps/Hz
3.86	16.04 Mbps	0.31	7.45 bps/Hz
4.19	16.01 Mbps	0.31	7.45 bps/Hz
5.30	16.01 Mbps	0.31	7.46 bps/Hz
5.92	16.01 Mbps	0.31	7.47 bps/Hz
7.57	15.99 Mbps	0.32	7.47 bps/Hz

**TABLE VII:** Performance obtained by conditioning on increasing RTG values (per CQI) at inference (3GPP).

$q$	Throughput	BLER	SE
0.1	16.03 Mbps	0.30	7.43 bps/Hz
0.2	16.05 Mbps	0.30	7.44 bps/Hz
0.3	16.05 Mbps	0.30	7.44 bps/Hz
0.4	16.07 Mbps	0.30	7.44 bps/Hz
0.5	16.04 Mbps	0.31	7.44 bps/Hz
0.6	15.97 Mbps	0.31	7.43 bps/Hz
0.7	16.03 Mbps	0.31	7.44 bps/Hz
0.8	16.04 Mbps	0.31	7.45 bps/Hz
0.9	16.05 Mbps	0.31	7.45 bps/Hz



**Fig. 4:** Custom LA environment.

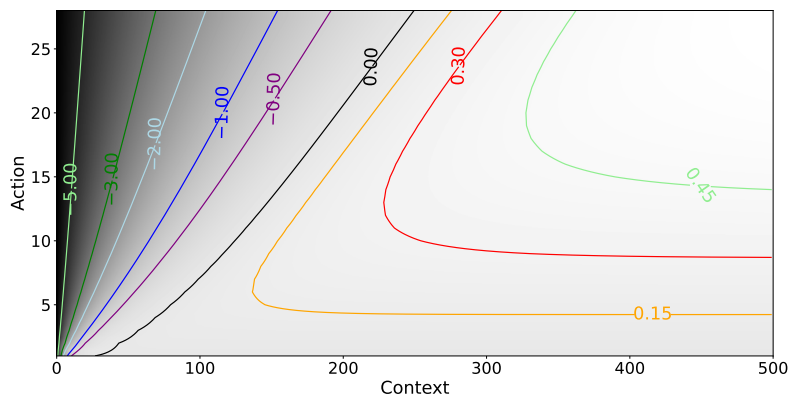
The environment dynamics are function of a context  $x \in [0, 500)$  representing the quality of the downlink channel, context values are sampled uniformly at random at each step of the MDP. Given an action, high/low values of  $x$  increase/decrease the probability of experiencing successful transmissions:

$$p_{\text{success}} = p(s_{k+1}|s_k, a_t, x_t) = \tanh\left(\frac{x}{18 \cdot a_t}\right). \quad (3)$$

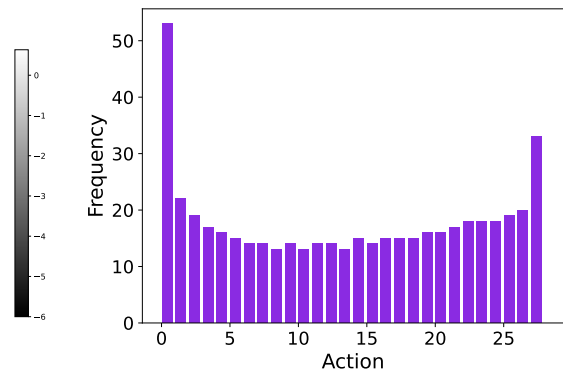
Aggressive actions are awarded higher rewards in case of success while penalties for failed transmissions increase with the number of transmission attempts:

$$R(s_t, a_t, x_t) = \begin{cases} \tanh\left(\frac{a_t}{28}\right) & \text{if SUCCESS} \\ -\beta(k+1) & \text{otherwise.} \end{cases} \quad (4)$$

Having a simple version of the environment allows to compute exact values of states and actions through dynamic programming and, therefore, find out optimal actions. Figure 5 plots the q-values of state-action pairs relative to  $s_0$  while Figure 6 shows the frequency of each action being optimal for different values of context (both the plots refer to  $s_0$ ).



**Fig. 5:** Q-values at  $s_0$ .



**Fig. 6:** Frequency of each action being optimal in  $s_0$ .

Through dynamic programming we compute the value of actions for each state-context pair and use the greedy policy to collect data with different levels of randomization  $\epsilon$ . We then train and test DT agents over 5 different seeds and show

**TABLE VIII:** Total returns achieved by DT conditioned on five different values, compared against performance of the Greedy agent on our custom environment.

Method	$\epsilon = 0.0$	$\epsilon = 0.25$	$\epsilon = 0.5$	Avg
Greedy agent	12306.35 $\pm$ 39.82	10820.35 $\pm$ 43.33	9302.41 $\pm$ 58.99	10809.70
DT(10%)	5275.12 $\pm$ 505.22	5571.18 $\pm$ 175.69	4859.03 $\pm$ 285.87	5235.11
DT(30%)	5280.40 $\pm$ 517.79	5591.95 $\pm$ 161.22	4791.11 $\pm$ 249.83	5221.16
DT(50%)	5314.01 $\pm$ 566.83	5574.35 $\pm$ 203.88	4827.60 $\pm$ 237.40	5238.65
DT(70%)	5278.47 $\pm$ 520.93	5568.78 $\pm$ 167.02	4819.47 $\pm$ 279.05	5222.22
DT(90%)	5271.64 $\pm$ 504.16	5552.28 $\pm$ 187.44	4813.07 $\pm$ 305.59	5212.33

average, total returns and relative standard deviation obtained conditioning on the 0.1, 0.3, 0.5, 0.7 and 0.9 quantiles of the RTG distribution inside the dataset (the one collected without taking random actions). Table VIII shows how, even on our custom environment, conditioning on different fixed values at inference has no effect. These results support our hypothesis that the various sources of stochasticity inherent to LA negatively impact the effectiveness of DT.