

Clustering Coefficient Reflecting Pairwise Relationships within Hyperedges

Rikuya Miyashita
Tokyo Institute of Technology
Tokyo, Japan

Shiori Hironaka
Kyoto University
Kyoto, Japan
0000-0001-7994-2858
hironaka@media.kyoto-u.ac.jp

Kazuyuki Shudo
Kyoto University
Kyoto, Japan
0000-0002-3939-9800

Abstract—Hypergraphs are generalizations of simple graphs that allow for the representation of complex group interactions beyond pairwise relationships. Clustering coefficients, which quantify the local link density in networks, have been widely studied even for hypergraphs. However, existing definitions of clustering coefficients for hypergraphs do not fully capture the pairwise relationships within hyperedges. In this study, we propose a novel clustering coefficient for hypergraphs that addresses this limitation by transforming the hypergraph into a weighted graph and calculating the clustering coefficient on the resulting graph. Our definition reflects the local link density more accurately than existing definitions. We demonstrate through theoretical evaluation on higher-order motifs that the proposed definition is consistent with the clustering coefficient for simple graphs and effectively captures relationships within hyperedges missed by existing definitions. Empirical evaluation on real-world hypergraph datasets shows that our definition exhibits similar overall clustering tendencies as existing definitions while providing more precise measurements, especially for hypergraphs with larger hyperedges. The proposed clustering coefficient has the potential to reveal structural characteristics in complex hypergraphs that are not detected by existing definitions, leading to a deeper understanding of the underlying interaction patterns in complex hypergraphs.

Index Terms—Centrality, Clustering coefficient, Hypergraph, Network

1. Introduction

A network is a structure that represents components and their interactions. The most common type of network is the undirected simple graph, which captures pairwise interactions between components. However, real-world networks often involve interactions among more than two nodes. For instance, in an email network, a single email may involve multiple senders and receivers [1], transforming the interaction into a group interaction.

Hypergraphs, which are generalizations of undirected simple graphs, are employed to represent networks with group interactions. In a hypergraph, an edge, called a hyperedge, can connect any number of nodes, allowing for

the representation of complex relationships beyond pairwise interactions. Hypergraphs have been used to model various real-world systems, such as collaboration networks [2], biological networks [3], [4], social networks [5], and social tagging networks [6], [7], where group interactions are prevalent.

One of the main statistics used to analyze graphs is the clustering coefficient, which quantifies the relationship between three nodes. The clustering coefficient on undirected simple graphs [8] measures the likelihood that two neighbors of a node are also connected to each other, forming a triangle. It provides insights into the local link density and the tendency of nodes to cluster together in a network. Clustering coefficients are widely used in various applications such as brain network analysis [9], modeling protein interactions [4], generative models [10], [11], and link prediction [12], [13]. Many clustering coefficients for hypergraphs have also been proposed [2]–[4], [14]–[16].

Although hypergraphs are a generalization of simple graphs, most definitions of the clustering coefficient for hypergraphs are inconsistent with the definitions of clustering coefficients for simple graphs. Only two definitions which are consistent with the definition for undirected simple graphs have been proposed: one by Opsahl et al. [17] and another by Zhou et al. [3]. The challenge lies in quantifying neighborhood connectivity in hypergraphs while maintaining consistency with definitions for simple graphs. Opsahl et al. addressed this by transforming hypergraphs into bipartite graphs, while Zhou et al. adopted the concept of extra overlap of hyperedges. Both approaches aimed to define the proportion of loops created by hyperedges.

However, these existing definitions [3], [17] do not consider the relationships between nodes within a single hyperedge. For example, in the case of a social hypergraph where nodes represent users and hyperedges represent communities, the clustering coefficient of a node is expected to measure the degree to which a node’s adjacent users know each other. Users belonging to the same community should know each other to some extent. Nevertheless, the existing definitions cannot consider the connections between users belonging to the same community. This limitation results in a problem where certain nodes that should be assigned values cannot be properly calculated (Table 1).

To address this limitation, we propose a novel definition of the clustering coefficient for hypergraphs that accurately captures local link density by using pairwise relationships within hyperedges, while also matching the definition for undirected simple graphs on the hypergraphs consisting solely of hyperedges of size 2. We evaluate our proposed definition theoretically and empirically. Using higher-order motifs, we demonstrate that the proposed definition is consistent with the definition of the clustering coefficient of undirected simple graphs and superior to existing definitions in capturing pairwise relationships in a hyperedge. We then compare the proposed clustering coefficient with the two existing clustering coefficients using real-world network datasets. Empirical evaluation on real-world hypergraph datasets showed that our definition exhibits similar overall clustering tendencies as existing definitions while providing more nuanced measurements, especially for hypergraphs with larger hyperedges.

2. Related Work

The clustering coefficient is a measure that quantifies the degree to which nodes in a network tend to cluster together. There are two types of clustering coefficients: local clustering coefficient and global clustering coefficient [8], [18]. The local clustering coefficient is calculated for each node, while the global clustering coefficient is calculated for the entire network. This paper focuses on local clustering coefficients for hypergraphs that are consistent with the definition for simple graphs.

Various clustering coefficients for hypergraphs have been proposed in the literature. Zhou et al. [3] defined the local and global clustering coefficients for hypergraphs in a manner consistent with the definition for undirected simple graphs. Gallagher et al. [4] introduced several clustering coefficients for nodes and node pairs in hypergraphs and investigated their physical interpretation in the context of protein interactions. Aksoy et al. [2] characterized walks on hypergraphs using s -walks and defined local clustering coefficients and global clustering coefficients of order s . Kim et al. [15] defined transitivity, which corresponds to the clustering coefficient, for hypergraphs at both the hyperedge and the hypergraph levels. Ha et al. [16] proposed a clustering coefficient for hypergraphs based on quads, which are the shortest closed paths when a hypergraph is transformed into a bipartite graph. Among these definitions, only Zhou et al.'s definition yield values that match the clustering coefficient values on simple graphs when calculated on hypergraphs consisting solely of hyperedges of size 2.

Hypergraphs can be transformed into bipartite graphs, and clustering coefficients can be calculated on the resulting bipartite graphs. Several clustering coefficients for bipartite graphs have been proposed, including those defined based on 4-paths on bipartite graphs [19]–[22], degree of overlap of neighboring nodes for a pair of nodes [23], and paths of length 6 [17]. When the original hypergraph can be represented as a simple graph, only Opsahl's definition [17]

yields values that match the clustering coefficient values of the simple graph.

To the best of our knowledge, among the existing clustering coefficients for hypergraphs and bipartite graphs, only the definitions proposed by Zhou et al. [3] and Opsahl [17] yield definitions that are consistent with the clustering coefficient of undirected simple graphs. Table 1 shows the results of calculating these definitions on all the hypergraphs of order 3. However, as evident from this table, these definitions yield values for motifs III, IV-a, and IV-b of 0, despite the existence of relationships via hyperedges among the three nodes. In this paper, we propose a clustering coefficient that utilizes the pairwise relationships within a single hyperedge, which the existing definitions fail to leverage, and that reflects local density.

3. Preliminaries

We represent a simple hypergraph as $G = (V, E)$, where $V = \{v_1, v_2, \dots, v_N\}$ is a set of nodes, and $E = \{e_1, e_2, \dots, e_M\}$ is a set of hyperedges. Each element $e_i \in E$ is a subset of the node set V , that is, $e_i \subseteq V$. Here, N is the number of nodes and M is the number of hyperedges. The size of a hyperedge is defined as the number of nodes that belong to it. We assume that there are no multiple hyperedges, meaning that no two hyperedges contain exactly the same set of nodes. As G is a general hypergraph, it is considered a non-uniform hypergraph, allowing hyperedges of different sizes.

The hypergraph $G = (V, E)$ can be transformed to and from the bipartite graph $G' = (V, E, \mathcal{E})$, where the sets V and E in G are the two node sets of the bipartite graph, and the set \mathcal{E} is the edge set of the bipartite graph. An edge (v_i, e_j) exists if and only if v_i belongs to the hyperedge e_j in the hypergraph.

4. Proposed Clustering Coefficient

We propose a novel local clustering coefficient for hypergraphs that captures local link density by using pairwise relationships within hyperedges. The proposed clustering coefficient measures the degree of connection among neighboring nodes in a hypergraph. The key idea is to transform the hypergraph into a weighted undirected graph and then calculate the local clustering coefficient on the resulting graph. This approach allows for a more detailed reflection of the pairwise relationships between nodes. As the value of the proposed coefficient approaches 0, it indicates weak connections between a node and its neighboring nodes. Conversely, as it approaches 1, it signifies strong connections among the neighboring nodes.

The proposed clustering coefficient satisfies the following three conditions:

- 1) The values of the proposed clustering coefficient fall within the range $[0, 1]$.
- 2) The proposed clustering coefficient is consistent with the clustering coefficient of undirected simple graphs [8].

TABLE 1. CLUSTERING COEFFICIENTS FOR HIGHER-ORDER MOTIFS OF ORDER 3. THE EXISTING DEFINITIONS FAIL TO PROPERLY MEASURE THE VALUES OF MOTIFS III AND IV, WHEREAS THE PROPOSED DEFINITION CAN ASSIGN VALUES TO THEM.

	I	II	III	IV-a	IV-b	V	VI
$C_{\text{Opsahl}}(v)$ [17]	0	1	0	0	0	1/3	1
$C_{\text{Zhou}}(v)$ [3]	0	1	0	0	0	1/3	1/3
$C_{\text{baseline}}(v)$	0	1	1	1	1	1	1
$C_{\text{proposed}}(v)$	0	1	1/2	1/2	1	1/2	1

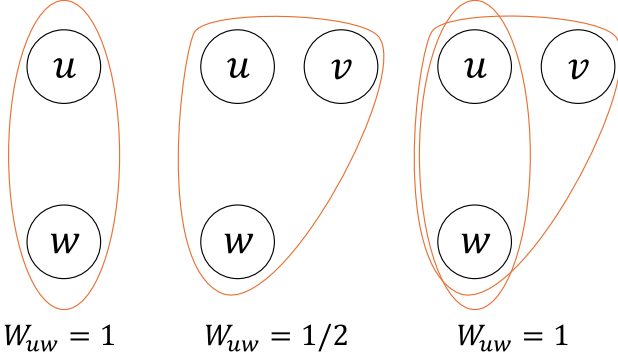


Figure 1. Examples of the proposed edge weight between nodes u and w . The weight of edge W_{uw} is determined by the maximum size of the connecting hyperedge between nodes u and w .

- 3) The proposed clustering coefficient effectively captures pairwise relationships within a hyperedge.

Conditions 1 and 2 align with those outlined by Zhou et al. [3], while Condition 3 distinguishes our definition from existing approaches.

The transformation process involves converting the hypergraph into a weighted undirected graph, where the weight of an edge W_{vw} between nodes v and w is determined by the maximum size of the connecting hyperedge between v and w . The weight is maximized when the hyperedge contains only v and w , and decreases as the hyperedge size increases. When there is no hyperedge containing v and w together, the weight W_{vw} is 0. Formally, the edge weight is defined as:

$$W_{vw} = \begin{cases} \max_{e \in E} \frac{1}{|e| - 1} & \text{if } \{v, w\} \subseteq e, v \neq w, \\ 0 & \text{otherwise.} \end{cases} \quad (1)$$

Figure 1 illustrates this definition of edge weight using examples.

We then define the weight of a triangle formed by a target node v and its neighbors u and w as the product of the edge weights: $W_{uv} \cdot W_{vw} \cdot W_{uw}$. This formulation ensures that the triangle weight is zero if any of the edge weights is zero, effectively capturing the presence and strength of the triangular relationship.

To establish a basis for the calculation, we define the sum of the weights of the triangles that may exist among the target node v and its neighbors. This basis corresponds

to the maximum number of edges that can exist between the neighbors in the context of the clustering coefficient for undirected simple graphs. To achieve this, we define the basis as $W_{uv} \cdot W_{vw} \cdot 1$, where the weight between the neighbors u and w is set to 1. This definition allows us to compare the actual weight of the triangles formed by the target node and its neighbors to the potential weight of the triangles, assuming the neighbors are fully connected with a weight of 1.

The proposed clustering coefficient $C_{\text{proposed}}(v)$ for node v is then calculated as the ratio of the sum of actual triangle weights to the sum of potential triangle weights:

$$C_{\text{proposed}}(v) = \frac{\sum_{i,j \in N(v), i \neq j} W_{iv} \cdot W_{vj} \cdot W_{ij}}{\sum_{i,j \in N(v), i \neq j} W_{iv} \cdot W_{vj} \cdot 1} \quad (2)$$

where $N(v)$ denotes the set of neighbors of v in the transformed weighted graph. This calculation follows the definition of the clustering coefficient on the weighted graph [24]. As all edge weights lie within the range $[0, 1]$, the resulting clustering coefficient is guaranteed to fall within the same range, thus satisfying condition 1.

5. Evaluation

We conduct theoretical and empirical evaluations of the proposed clustering coefficient. First, we evaluate the proposed clustering coefficient using higher-order motifs of order 3. Next, we evaluate the proposed clustering coefficient using real-world hypergraph datasets. We thereby show that the proposed clustering coefficient can calculate values reflecting pairwise relationships in a hyperedge.

5.1. Comparative Definitions

We compare our proposed definition of hypergraph clustering coefficients with two existing definitions that are consistent with the clustering coefficients for undirected simple graphs [8]: Opsahl's definition [17] and Zhou et al.'s definition [3]. Both definitions yield values between 0 and 1, and they are consistent with the clustering coefficients for simple graphs when applied to hypergraphs containing only size-2 hyperedges.

Opsahl’s clustering coefficient [17] is designed for bipartite graphs and can be calculated on a hypergraph treated as a bipartite graph. It is defined as follows:

$$C_{\text{Opsahl}}(v) = \frac{\tau_{v,\Delta}^*}{\tau_v^*} \quad (3)$$

where τ_v^* is the number of 4-paths centered on node v , and $\tau_{v,\Delta}^*$ is the subset of these in which the first and the last nodes of the path share a common node that is not part of the 4-path. To count closed 4-paths on a bipartite graph, this definition counts the number of 6-paths on the bipartite graph that form cycles centered on v , thereby forming triangles in the hypergraph representation.

Zhou et al. [3] propose a clustering coefficient that reflects the extent of connectivity among neighbors of node v due to hyperedges other than those connecting v with those neighbors. They utilize the extra overlap between hyperedges containing node v , defined as follows:

$$C_{\text{Zhou}}(v) = \begin{cases} \frac{1}{\binom{|M(v)|}{2}} \sum_{e_i, e_j \in M(v)} EO(e_i, e_j) & \text{if } |M(v)| > 1 \\ 0 & \text{if } |M(v)| = 1 \end{cases} \quad (4)$$

$$EO(e_i, e_j) = \frac{|N(D_{ij}) \cap D_{ji}| + |N(D_{ji}) \cap D_{ij}|}{|D_{ij}| + |D_{ji}|} \quad (5)$$

where $M(v)$ is the set of hyperedges containing node v , $N(U)$ is the intersection of sets $N(v) = \{u \mid u \in V, e \in E, \{u, v\} \subseteq e\} \cap \{v\}$ for each $v \in U$, and $D_{ij} = e_i - e_j$.

For comparison, we convert a hypergraph to a simple graph using clique expansion, in which each hyperedge is represented as a clique in an undirected simple graph, and calculate the clustering coefficient for the simple graph [8], as follows:

$$C_{\text{baseline}}(v) = \frac{2 \sum_u \sum_w A_{uv} A_{vw} A_{uw}}{\sum_u A_{uv} (\sum_u A_{uv} - 1)} \quad (6)$$

where $A = (A_{ij})$ is the adjacency matrix with $A_{ij} = 1$ if $\{v_i, v_j\} \subseteq e, e \in E$ and $A_{ij} = 0$ otherwise.

5.2. Theoretical Evaluation on the Higher-order Motifs of Order 3

To verify the proposed definition meets Conditions 2 and 3 from section 4, we calculate clustering coefficients on 3-node hypergraphs based on order-3 motifs [25]. The results are shown in Table 1.

Motifs I and II in Table 1 are representable as simple graphs. All definitions including the proposed definition match the simple graph clustering coefficients, satisfying Condition 3.

In the existing definitions, the clustering coefficient is 0 in motifs III, IV-a, and IV-b, where nodes are involved by the hyperedges. For the densest motif VI, C_{Zhou} is only 1/3. In contrast, C_{proposed} is greater than 0 when neighbors are related and 1 for motif VI, capturing pairwise neighbor relations missed by the existing definitions and satisfying Condition 3.

5.3. Empirical Evaluation using Real-world Datasets

We evaluate the proposed clustering coefficient on three real-world hypergraphs: primary-school [26], [27], email-Enron [1], [26], and NDC-classes [26]. The primary-school hypergraph is a contact network, which nodes represent persons and hyperedges represent sets of persons who contact each other face-to-face at close range. The email-Enron hypergraph is an email network, which nodes represent email addresses and hyperedges represent sets of all addressees of senders and receivers of each email. The NDC-classes hypergraph is a drug network, which nodes represent class labels (e.g., serotonin reuptake inhibitor) and hyperedges represent sets of class labels applied to each drug. We removed multiple hyperedges in the original hypergraph and extracted the largest connected component. Table 2 provides dataset statistics, and Figure 2 shows the order-3 motif counts. Primary-school has smaller hyperedges while NDC-classes has larger ones. Primary-school and email-Enron have similar motif distributions, contrasting with NDC-classes which has more motifs III and IV.

The calculated clustering coefficients on each dataset are shown in Table 2. The all average clustering coefficients decrease in the same order: primary-school, email-Enron, and NDC-classes, indicating C_{proposed} captures similar structural densities as the existing definitions.

The distributions of the clustering coefficients calculated for each dataset are shown in Figures 3 and 4. The proposed clustering coefficients C_{proposed} show similar distribution to C_{baseline} on the primary-school dataset and a different distribution than the other definitions on email-Enron and NDC-classes datasets. The distributions of the clustering coefficients show that the proposed clustering coefficient has a similar distribution to C_{baseline} on the primary-school dataset and different distributions on the email-Enron and NDC-classes datasets. Correlation coefficients reveal a strong correlation between the proposed clustering coefficient and other definitions on the primary-school dataset, while low correlations were observed on the NDC-classes dataset.

The differences in values between the proposed definition and other definitions can be attributed to two factors. First, the number of motifs included in each dataset differs. The NDC-classes dataset has more motifs III and IV (Figure 2), which the proposed definition can assign values to, resulting in more appropriate values for datasets with a large number of these motifs. Second, the size of hyperedges included in each dataset varies. The proposed definition can calculate more accurate values for parts that cannot be calculated by other definitions when there are few hyperedges of size 2 and more hyperedges of larger sizes, having a greater effect on datasets containing many large hyperedges. Conversely, in a hypergraph consisting mostly of hyperedges of size 2, it calculates values similar to C_{baseline} .

In summary, the proposed definition measures clustering coefficients with similar tendencies to existing definitions while also calculating values for parts that previous defini-

TABLE 2. DATASET STATISTICS. N : NUMBER OF NODES, M : NUMBER OF HYPEREDGES, \mathcal{M} : NUMBER OF EDGES IN THE CORRESPONDING BIPARTITE GRAPH, \bar{k} : AVERAGE DEGREE OF THE NODE, \bar{s} : AVERAGE SIZE OF THE HYPEREDGE, AND \bar{C}_{Opsahl} , \bar{C}_{Zhou} , $\bar{C}_{\text{proposed}}$ ARE THE AVERAGES OF $C_{\text{Opsahl}}(v)$, $C_{\text{Zhou}}(v)$, AND $C_{\text{proposed}}(v)$ FOR ALL NODES v .

Dataset	N	M	\mathcal{M}	\bar{k}	\bar{s}	\bar{C}_{Opsahl}	\bar{C}_{Zhou}	$\bar{C}_{\text{proposed}}$
primary-school [26], [27]	242	12704	30729	126.98	2.42	0.70	0.67	0.51
email-Enron [1], [26]	143	1512	4550	31.82	3.01	0.68	0.52	0.41
NDC-classes [26]	628	816	5688	9.06	6.97	0.31	0.14	0.23

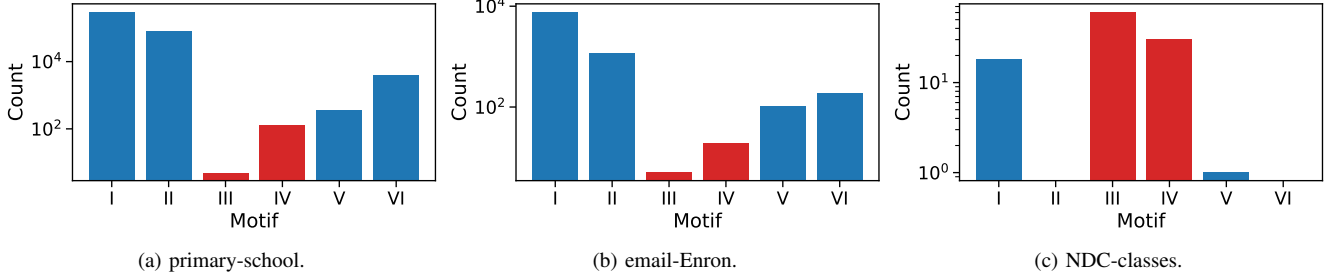


Figure 2. Number of higher-order motifs of order 3 for each dataset.

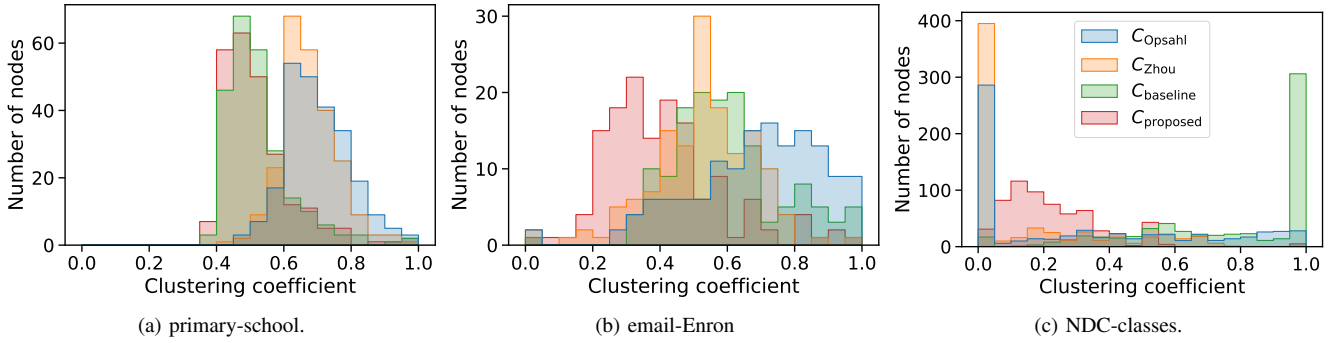


Figure 3. The histogram of the clustering coefficients. The proposed clustering coefficients C_{proposed} show most similar distribution to C_{Opsahl} , C_{Zhou} , and C_{baseline} on the primary-school dataset and different distributions on the other datasets.

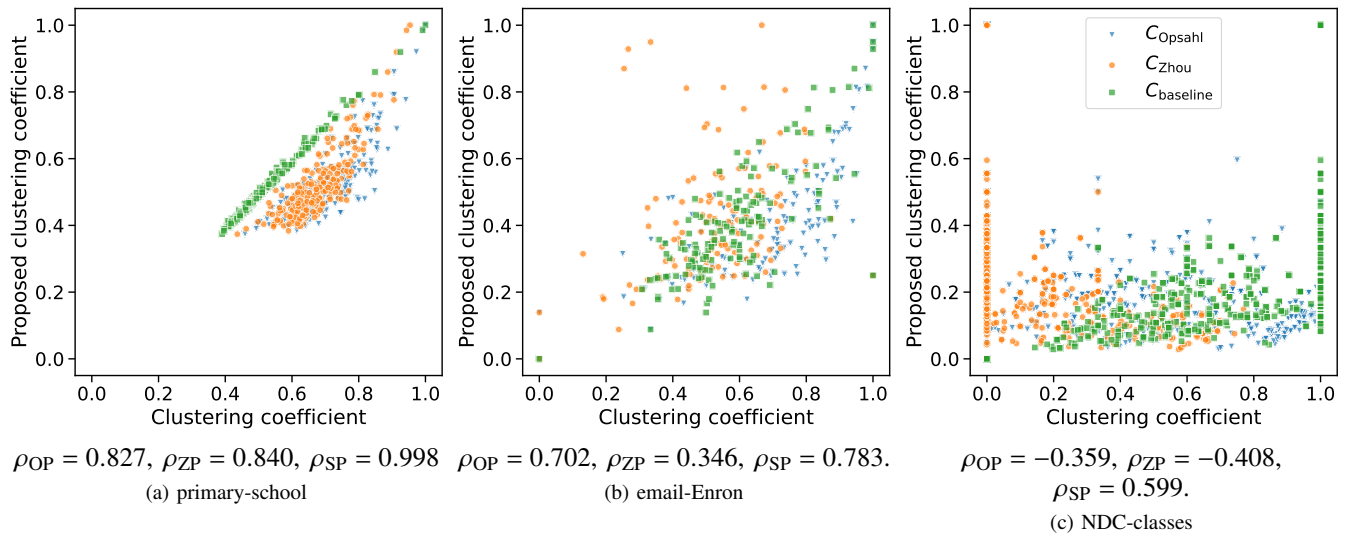


Figure 4. The scatter plot of the proposed clustering coefficient and the other clustering coefficients. The proposed clustering coefficients are highly correlated in primary-school dataset, and differ in other datasets. ρ_{OP} , ρ_{ZP} , and ρ_{SP} are Pearson's correlation coefficients of C_{Opsahl} and C_{proposed} , C_{Zhou} and C_{proposed} , C_{baseline} and C_{proposed} , respectively.

tions could not measure. It can calculate more appropriate values for datasets containing more hyperedges of larger sizes.

6. Conclusion

We proposed a novel definition of the clustering coefficient for hypergraphs that captures local link density by utilizing the pairwise relationships within hyperedges. Our proposed definition transforms the hypergraph into a weighted undirected graph and calculates the local clustering coefficient on the resulting graph. This approach enables a more detailed reflection of the pairwise node relationships compared to existing hypergraph clustering coefficients.

Theoretical evaluation on higher-order motifs of order 3 demonstrated that our proposed clustering coefficient is consistent with the definition for simple graphs and effectively captures relationships within hyperedges overlooked by existing definitions. Empirical evaluation on real-world hypergraph datasets showed that our definition exhibits similar overall clustering tendencies as existing definitions while providing more detailed measurements, especially for hypergraphs with larger hyperedges.

The proposed clustering coefficient has the potential to reveal structural characteristics in hypergraphs that are not detected by existing definitions. It can provide a more accurate quantification of local density, especially in networks with prevalent higher-order interactions that are not well represented by simple pairwise connections. This enhanced measurement capability could lead to a deeper understanding of underlying interaction patterns and their effects on network structure and dynamics in both general graphs and hypergraphs.

However, it is important to acknowledge the limitations of our current definition, which is specifically designed for unweighted and undirected hypergraphs. Extending this concept to weighted or directed hypergraphs presents an opportunity for future research and would broaden its applicability to a wider range of complex network representations.

Future work could explore the application of the proposed clustering coefficient in various domains where complex hypergraphs naturally arise, such as collaboration networks, cellular networks, and social networks. Additionally, further research could focus on generalizing our approach to handle directed and weighted hypergraphs, thereby expanding its utility in analyzing an even broader spectrum of complex network structures.

Acknowledgment

This work was supported by JSPS KAKENHI Grant Number JP21H04872 and JP24H00691. We would like to thank Dr. Kazuki Nakajima for useful discussions.

References

[1] B. Klimt and Y. Yang, "The enron corpus: A new dataset for email classification research," in *European conference on machine learning*, 2004, pp. 217–226.

[2] S. G. Aksoy, C. Joslyn, C. O. Marrero, B. Praggastis, and E. Purvine, "Hypernetwork science via high-order hypergraph walks," *EPJ Data Science*, vol. 9, no. 1, p. 16, 2020.

[3] W. Zhou and L. Nakhleh, "Properties of metabolic graphs: biological organization or representation artifacts?" *BMC Bioinformatics*, vol. 12, no. 1, p. 132, 2011.

[4] S. R. Gallagher and D. S. Goldberg, "Clustering coefficients in protein interaction hypernetworks," in *Proceedings of the International Conference on Bioinformatics, Computational Biology and Biomedical Informatics*, 2013, pp. 552–560.

[5] D. Yang, B. Qu, J. Yang, and P. Cudre-Mauroux, "Revisiting User Mobility and Social Relationships in LBSNs: A Hypergraph Embedding Approach," in *The World Wide Web Conference*, 2019, pp. 2147–2157.

[6] C. Cattuto, C. Schmitz, A. Baldassarri, V. D. P. Servedio, V. Loreto, A. Hotho, M. Grahl, and G. Stumme, "Network Properties of Folksonomies," *AI Communications*, vol. 20, no. 4, pp. 245–262, 2007.

[7] Z.-K. Zhang and C. Liu, "A hypergraph model of social tagging networks," *Journal of Statistical Mechanics: Theory and Experiment*, vol. 2010, no. 10, p. P10005, 2010.

[8] D. J. Watts and S. H. Strogatz, "Collective dynamics of 'small-world' networks," *Nature*, vol. 393, no. 6684, pp. 440–442, 1998.

[9] N. Masuda, M. Sakaki, T. Ezaki, and T. Watanabe, "Clustering Coefficients for Correlation Networks," *Frontiers in Neuroinformatics*, vol. 12, 2018.

[10] M. Inoue, T. Pham, and H. Shimodaira, "A Hypergraph Approach for Estimating Growth Mechanisms of Complex Networks," *IEEE Access*, vol. 10, pp. 35 012–35 025, 2022.

[11] N. C. Behague, A. Bonato, M. A. Huggan, R. Malik, and T. G. Marbach, "The iterated local transitivity model for hypergraphs," *Discrete Applied Mathematics*, vol. 337, pp. 106–119, 2023.

[12] Z. Wu, Y. Lin, J. Wang, and S. Gregory, "Link prediction with node clustering coefficient," *Physica A: Statistical Mechanics and its Applications*, vol. 452, pp. 1–8, 2016.

[13] X. Chen, L. Fang, T. Yang, J. Yang, Z. Bao, D. Wu, and J. Zhao, "The application of degree related clustering coefficient in estimating the link predictability and predicting missing links of networks," *Chaos: An Interdisciplinary Journal of Nonlinear Science*, vol. 29, no. 5, p. 053135, 2019.

[14] E. Estrada and J. A. Rodríguez-Velázquez, "Subgraph centrality and clustering in complex hyper-networks," *Physica A: Statistical Mechanics and its Applications*, vol. 364, pp. 581–594, 2006.

[15] S. Kim, F. Bu, M. Choe, J. Yoo, and K. Shin, "How transitive are real-world group interactions? - measurement and reproduction," in *Proceedings of the 29th ACM SIGKDD Conference on Knowledge Discovery and Data Mining*, 2023, pp. 1132–1143.

[16] G.-G. Ha, I. Neri, and A. Annibale, "Clustering coefficients for networks with higher order interactions," *Chaos: An Interdisciplinary Journal of Nonlinear Science*, vol. 34, no. 4, p. 043102, 2024.

[17] T. Opsahl, "Triadic closure in two-mode networks: Redefining the global and local clustering coefficients," *Social networks*, vol. 35, no. 2, pp. 159–167, 2013.

[18] M. Newman, *Networks*. Oxford University Press, 2018, vol. 1.

[19] G. Robins and M. Alexander, "Small worlds among interlocking directors: Network structure and distance in bipartite graphs," *Computational & Mathematical Organization Theory*, vol. 10, pp. 69–94, 2004.

[20] P. G. Lind, M. C. González, and H. J. Herrmann, "Cycles and clustering in bipartite networks," *Physical Review E*, vol. 72, no. 5, p. 056127, 2005.

[21] P. Zhang, J. Wang, X. Li, M. Li, Z. Di, and Y. Fan, "Clustering coefficient and community structure of bipartite networks," *Physica A: Statistical Mechanics and its Applications*, vol. 387, no. 27, pp. 6869–6875, 2008.

- [22] S. G. Aksoy, T. G. Kolda, and A. Pinar, "Measuring and modeling bipartite graphs with community structure," *Journal of Complex Networks*, vol. 5, no. 4, pp. 581–603, 2017.
- [23] M. Latapy, C. Magnien, and N. Del Vecchio, "Basic notions for the analysis of large two-mode networks," *Social networks*, vol. 30, no. 1, pp. 31–48, 2008.
- [24] T. Opsahl and P. Panzarasa, "Clustering in weighted networks," *Social networks*, vol. 31, no. 2, pp. 155–163, 2009.
- [25] Q. F. Lotito, F. Musciotto, A. Montresor, and F. Battiston, "Higher-order motif analysis in hypergraphs," *Communications Physics*, vol. 5, no. 1, p. 79, 2022.
- [26] A. R. Benson, R. Abebe, M. T. Schaub, A. Jadbabaie, and J. Kleinberg, "Simplicial closure and higher-order link prediction," *Proceedings of the National Academy of Sciences*, vol. 115, no. 48, pp. E11 221–E11 230, 2018.
- [27] J. Stehlé, N. Voirin, A. Barrat, C. Cattuto, L. Isella, J.-F. Pinton, M. Quaggiotto, W. Van den Broeck, C. Régis, B. Lina *et al.*, "High-resolution measurements of face-to-face contact patterns in a primary school," *PloS one*, vol. 6, no. 8, p. e23176, 2011.