

Next-Token Prediction Task Assumes Optimal Data Ordering for LLM Training in Proof Generation

Chenyang An^{1*}, Shima Imani², Feng Yao¹, Chengyu Dong¹, Ali Abbasi³,
Harsh Shrivastava², Samuel Buss^{1†}, Jingbo Shang^{1†}, Gayathri Mahalingam^{2†},
Pramod Sharma^{2†}, Maurice Diesendruck^{2†}

University of California, San Diego¹ Microsoft Research² Vanderbilt University³
{c5an, fengyao, cdong, sbuss, jshang}@ucsd.edu
{shimanihs, hshrivastava, gmahalingam, pramod.sharma}@microsoft.com
ali.abbasi@vanderbilt.edu
moglobal@gmail.com

Abstract

In the field of large language model (LLM)-based proof generation, despite being trained on extensive corpora such as OpenWebMath and Arxiv, these models still exhibit only modest performance on proving tasks of moderate difficulty. We believe that this is partly due to the suboptimal order of each proof data used in training. Published proofs often follow a purely logical order, where each step logically proceeds from the previous steps based on the deductive rules. However, this order aims to facilitate the verification of the proof’s soundness, rather than to help people and models learn the discovery process of the proof. In proof generation, we argue that the optimal order for one training data sample occurs when the relevant intermediate supervision for a particular proof step in the proof is always positioned to the left of that proof step. We call such order the intuitively sequential order. We validate our claims using two tasks: intuitionistic propositional logic theorem-proving and digit multiplication. Our experiments verify the order effect and provide support for our explanations. We demonstrate that training is most effective when the proof is in the intuitively sequential order. Moreover, the order effect and the performance gap between models trained on different data orders are substantial – with an 11 percent improvement in proof success rate observed in the propositional logic theorem-proving task, between models trained on the optimal order compared to the worst order.

1 Introduction

Recent works have shown the potential of large language models (LLMs) to perform mathematical reasoning and proof generation in both natural language and formalized environments (Yang et al., 2023a; Welleck et al., 2021; Lample et al., 2022; Miłkuła et al., 2023; Wang et al., 2023).

Meanwhile, leading models consume far more data than a human could (datasets like OpenWebMath contain 14B tokens), and still perform sub-optimally on reasoning benchmarks (Paster et al., 2023; Azerbayev et al., 2023; Touvron et al., 2023; Dubey et al., 2024; Paster et al., 2023). This is also true for downstream reasoning tasks where LLMs need further fine-tuning (Yang et al., 2023b; An et al., 2024). We identify this phenomenon as the training inefficiency problem.

One possible explanation for such low training efficiency in proof generation for LLMs is poor internal order within each training data sample in the math domain. For instance, consider the purely logical order that many textbook proofs follow, where each step logically proceeds from the previous steps based on the deductive rules. This order is widely adopted for presenting proofs publicly because it allows for straightforward verification of the proof’s correctness. However, from a proof discovery perspective, this order is not intuitive, i.e. not the order in which the proof is actually discovered. For human learners, the most intuitive order of proof steps is one in which all steps contributing to the derivation of a particular proof step are presented prior to it. We call such order the intuitively sequential order. These steps, which aid in the derivation of a given proof step, are referred to as intermediate supervision for that step.

Consider the following concrete scenario where the intuitively sequential order is preferred over the purely logical order in human learning and model training. A researcher wants to prove a math statement. He identifies a set of lemmas useful for the proof. But in order to transform the statement into a form where these lemmas can be applied, several preliminary steps are required. A textbook proof usually presents the preliminary steps first and then applies the lemmas, following the purely logical order. However, for LLM training – and for human learning – the helper lemmas are easy to figure out

* Internship project at Microsoft Research.

† Corresponding authors.

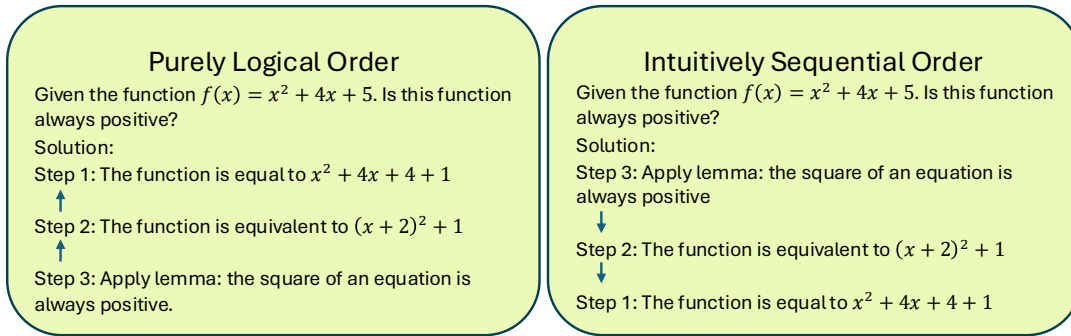


Figure 1: An illustrative example of the purely logical order versus the intuitively sequential order. The arrows indicate the direction of intermediate supervision.

after seeing the statement. They provide intuition and act as intermediate supervision for coming up with the preliminary steps. On the other hand, the theorem statement itself provides no hints for these preliminary steps. The lemmas should therefore precede these preliminary steps in the training data

We give a simple illustrative example of the difference between the purely logical order and the intuitively sequential order in Figure 1. We also provide a graduate-level math example in Appendix A.1. In Figure 1, Step 3 serves as the intermediate supervision that assist to predict Step 2, which in turn serves as the intermediate supervision that assist to predict Step 1. Inexperienced students typically struggle to understand this proof in the purely logical order on their first read, as it is unclear why the problem statement should lead to Step 1. If they are instead taught to first apply the lemma as in Step 3, the learning process becomes faster. In practice, the confusion of suboptimal order can be overcome through repeated reflection. As for model training with next token prediction, without introducing more elaborate training objectives, the only way to achieve similar effect is to modify the order of the training data.

Given that (i) proofs and reasoning are often presented in the order of logic rather than in the intuitively sequential order, and (ii) next-token prediction is the predominant method used for pre-training and fine-tuning cutting-edge autoregressive LLMs, we hypothesize that training inefficiency of LLMs in solving reasoning tasks is partly due to the suboptimal order of data during training. We claim that the order of each data sample affect model training efficiency significantly, which we referred to as the order effect, and the intuitively sequential order is the optimal order for fine-tuning models. We show that there are two causes for this

order effect. Assume we have proof step a , and proof steps $\{a_i\}$ that serve as intermediate supervision toward a , and they occur in the order “ $a, \{a_i\}$ ”. The first cause is that when learning to predict a , the model will not directly learn to use the supervision $\{a_i\}$, because it does not look forward during training. The second cause is that this order also induces the model to fit the non-existent dependency of $\{a_i\}$ on a , which we call the spurious relation. Note that in reasoning tasks, intermediate supervision is usually another sequence of reasoning steps.

To verify our claims, we conduct experiments on two downstream tasks: (1) 4-by-4 digit multiplication and, (2) intuitionistic propositional logic theorem-proving. We use the multiplication task to perform further analysis. Various metrics were used to measure model performance. The results demonstrate that models fine-tuned/trained-from-scratch with the intuitively sequential proofs outperformed those fine-tuned/trained-from-scratch with proofs in other orders.

Our experiments also validate the two causes for the order effect we propose. Despite the theoretical understanding that LLMs learn joint distributions over data, where updates from later tokens might influence a model’s prediction on an earlier token – our experiments find no evidence that LLMs can look forward during learning (weird here put to the end). Our models do not learn to use future tokens to predict the current proof step. We also show experimental evidence in the multiplication task that models are negatively impacted by spurious step dependencies learned during training when it’s trained on data in suboptimal orders.

Our contributions are summarized as follows:

- We demonstrate that data order significantly affects LLM training efficiency on reasoning tasks, which we refer to as the *order effect*.

- We identify that the intuitively sequential order is the optimal order for next-token-prediction pre-training/finetuning, where the intermediate supervision is naturally placed on the left.
- Through the intuitionistic propositional logic theorem-proving task and 4-by-4 digit multiplication task, our experiment shows that this order effect is due to next-token prediction. Two causes are (1) LLMs do not look forward during training, (2) LLMs may learn spurious token dependencies if trained with data samples in suboptimal order.

2 Related Work

Problem of next-token prediction training Existing research has exposed weaknesses in the next-token prediction mechanism. For example, (Berglund et al., 2023) showed the Reversal Curse: a model trained on “A is B” does not know that “B is A”. (Golovneva et al., 2024) proposed to train a model both sequentially and reversely, using two tasks together to enhance performance. In contrast, our work demonstrates that optimal orders exist for next-token prediction learning, specifically by the rule of positioning intermediate supervision to the left. (Bachmann and Nagarajan, 2024) highlighted a similar toy problem known as the star-path problem, where initial errors substantially reduced the model’s ability to predict later tokens.

Order effect on LLM: Context Several works have studied how disrupting order in prompts might affect model performance. (Chen et al., 2024) showed that LLMs achieve the best performance on GSM8K (Cobbe et al., 2021) when the premise order aligns with the context required in intermediate reasoning steps. (Liu et al., 2024) discover the lost in-the-middle phenomenon in the long-context scenario: LLMs perform best when relevant information is placed at the start or end of the input context, and perform poorly when important information is located in the middle.

Order effect on LLM: Digits For long-digit addition, prior works demonstrated that reversing numbers in training data can help LLMs achieve better performance on digit-addition tasks (Lee et al., 2023; Zhou et al., 2023b, 2024). While their work only applies to digit computation since they employed digit-wise reversal, our work studies the positional role of intermediate supervision in general for the proof generation task.

3 Preliminary

3.1 Problem setting

Given algorithm \mathbf{A} and input r_0 from the problem space, we assume:

1. **Finiteness.** Algorithm \mathbf{A} generates a finite sequence of steps $\mathbf{A}(r_0) = r_1, \mathbf{A}(\{r_0, r_1\}) = r_2, \dots, \mathbf{A}(\{r_i\}_{i=0}^{n-1}) = r_{n_{r_0}}$, where $r_{n_{r_0}}$ is the last step that \mathbf{A} will generate when given r_0 , which usually is the final answer.
2. **Strongest right-to-left dependent order among all possible orders.** Each step r_i highly depends on r_j for $1 \leq j < i$, i.e. the probability for $\mathbf{A}(\{r_i\}_{i=0}^{j-1}) = r_j$ is high for all r_0 and j . For every r_0 , $\{r_i\}_{i=0}^m$ serves as intermediate supervision for models to predict r_{m+1} for all $0 \leq m < n_{r_0}$ in the sense of (Wies et al., 2022). We call this order the intuitively sequential order. All other orders of the sequence have a weaker right-to-left dependency than the aforementioned order.

Given a model M_θ with θ as weights of the model, our goal is to enable M_θ to imitate algorithm \mathbf{A} through the next-token prediction task. Specifically, we aim to find weights θ_0 such that $\theta_0 = \arg \min_{\theta} \frac{1}{n_{r_0}} \sum_{m=1}^{n_{r_0}} \mathbb{E}_{r_0} |M_\theta(\{r_i\}_{i=1}^m) - \mathbf{A}(\{r_i\}_{i=1}^m)|$. To put it in another way, we want the model to predict the entire sequence $\{r_i\}_{i=1}^{n_{r_0}}$ given r_0 for all r_0 . Importantly, the loss function does not exclusively focus on $r_{n_{r_0}}$ but also accounts for the intermediate steps r_m for $m = 1, \dots, r_{n_{r_0}-1}$ when computing loss. This scenario arises in practice in theorem-proving tasks, where we are interested in both the intermediate proofs and the final answer.

3.2 Causes of the order effect

In preparation for training model M_θ to learn \mathbf{A} , we collect a set of training data. Each data sample is a finite sequence of steps $\{r_i\}_{i=0}^{n_{r_0}}$. In the next-token prediction task, given a training data point $r = \{r_i\}_{i=0}^{n_{r_0}}$, autoregressive LLMs update their parameter by minimizing the loss of $\sum_{m=1}^{n_{r_0}} |M_\theta(\{r_i\}_{i=0}^m) - \mathbf{A}(\{r_i\}_{i=0}^m)|$ over batches. Now, without loss of generality, if the data point $\{r_i\}_{i=0}^{n_{r_0}}$ in the set of training data satisfies the assumption above, and is reordered into $\{r_0, r_{n_{r_0}}, r_1, \dots, r_{n_{r_0}-1}\}$, the following things happen:

- **Model cannot look forward: intermediate supervision fails to help if placed on the**

right. The model will not be able to learn the dependency of $r_{n_{r_0}}$ on $\{r_1, \dots, r_{n_{r_0}-1}\}$. Through the next-token prediction training loss, given $r_i \in r$, the model has no way to look forward and use r_j with $j > i$ to help learn to predict r_i . The model would find it much harder to learn to predict $r_{n_{r_0}}$ directly from r_0 , since this task is not split into sub-tasks like given $\{r_0\}$ predict r_1 , given $\{r_0, r_1\}$ predict r_2 , and so on (Wies et al., 2022).

- **Model may learn spurious relations.** Since $r_{n_{r_0}}$ is positioned before $\{r_1, \dots, r_{n_{r_0}-1}\}$, the model might learn a spurious dependency of $\{r_1, \dots, r_{n_{r_0}-1}\}$ on $r_{n_{r_0}}$ at the early stage of training, and could take many training steps to realize that $r_{n_{r_0}}$ contains no information for predicting $\{r_1, \dots, r_{n_{r_0}-1}\}$.

Later in Sec 5 we display evidence supporting our claim that the aforementioned two reasons are among the causes of the order effect.

4 Experimental Setup

4.1 Tasks and Datasets

4.1.1 Intuitionistic Propositional Logic Theorem-Proving

For the first dataset, we use theorem statements and proofs in intuitionistic propositional logic (PropL), as introduced in (An et al., 2024). A proof consists of tactics and intermediate states, where a tactic refers to an actual proof step, and a state represents what remains to be proved after a tactic is applied. Both the statements and the proofs are written in Lean, a popular formalized environment for theorem-proving in the mathematical community (de Moura et al., 2015). We have two types of PropL data. In the first type of data, all proofs follow the original sequential order (referred to as SEQ order). We note that SEQ order follows the intuitively sequential order: all the previous tactics and states help generate the next tactic and state. For the second type, the proofs are reversed (referred to as SER order), such that the last tactic and the last state become the first tactic and the first state, the second-to-last tactic and the second-to-last state become the second tactic and the second state, and so forth. Note that this dataset was published after the Llama-2 family was released so the model hasn't seen this dataset during pre-training.

See an example of a statement and a proof in Appendix A.2 for demonstration.

For training and testing, we select all statements in the PropL dataset that are proved using 3, 4, or 5 tactics, totaling 21,000 instances. The last 1,000 statements are reserved for testing so that we have 20,000 training instances and 1,000 testing instances. During fine-tuning, the statement together with its proof (in SEQ or SER order) forms one training data sample. Models see each training data sample at most once during training.

4.1.2 4-by-4 digit multiplication

For our second dataset, we choose the 4-digit by 4-digit multiplication task as a proof generation task. After a pair of 4-digit numbers (num1, num2) is picked, the problem is generated as: "Tell me what is num1*num2 and prove it". A proof of a problem consists of the steps where we induce different axioms of the integer ring to derive the middle steps for computation, and the last step of the proof is the final answer of the multiplication.

We use an algorithm to generate the problems, the proofs, and the final answers of 4-digit by 4-digit multiplication. It has been shown that such problems, even prompted with "Let's think step by step", is challenging for cutting-edge models like GPT-4 (Liu and Low, 2023). We create three types of proofs with the same proof steps but in different orders, whose compositions are summarized in the table. The orders are listed from the optimal to the worst. Examples of all three types of data can be found in the Appendix A.2 for demonstration. Note that for the multiplication task, for proofs in the SEQ order, given a proof step, all previous steps serve as the natural intermediate supervision toward that step, hence making this dataset an ideal dataset to test our claim.

For training and testing, we first enumerated all 4-digit by 4-digit tuples. The list of tuples was then randomly shuffled. We used the first 1,000,000 tuples as our training number tuples. Together with the proofs, they formed our training dataset. We used the last 1,000 number tuples to construct our testing sets for model evaluation. During training process, a problem together with its proof and final answer form one training data sample.

4.2 Metrics

Metrics for the intuitionistic propositional logic theorem-proving task. For the theorem-proving task, we evaluate model performance using two key

Type name	Proof Steps Composition
Sequential (SEQ)	Problem + Sequential Proof + Final Answer
Partially Sequentially Reversed (PSER)	Problem + Sequentially Reversed Proof + Final Answer
Sequentially Reversed (SER)	Problem + Final Answer + Sequentially Reversed Proof

Table 1: Three Types of Data. See Appendix A.2 for examples.

metrics after prompting the model with a theorem statement. The first metric is tactic prediction correctness, which assesses whether the tactics generated by the model can successfully prove the theorem. The second metric is proof generation correctness, which not only checks if the generated tactics prove the theorem, but also ensures that all intermediate states are correctly generated. The entire evaluation process is automated using Lean. We input the theorem statement and the model-generated tactics into Lean. Lean computes a state after applying the given tactic to the given state. We then compare the model-generated intermediate states with the states computed by Lean. Lean automatically determines whether the tactics successfully prove the theorem.

Metrics for the multiplication task. In contrast to prior works, we treat 4-digit by 4-digit computation as a proof generation task, not as a computation task (Liu and Low, 2023; Zhou et al., 2023b, 2024; Lee et al., 2023). We evaluate model performance using the proof correctness metric, final answer correctness metric, and Step 1 correctness metric, where Step 1 refers to the first step in the proof according to the optimal order in the multiplication task. For the proof correctness metric, our model is prompted with only the problem, “Tell me what $\text{num1} * \text{num2}$ is and prove it”, and a successful generation of the model requires every proof step in the generation to be correct, together with the final answer. It is in parallel with the usual proof generation scenario, where one is given a statement and is asked to generate the proof to prove whether the statement is true or false. In mathematical reasoning, simply giving out a true or false answer is not enough without correct convincing arguments. For the final answer prediction task, we prompt the model in two ways. The first prompt contains only the problem. The second prompt contains both the problem and all the intermediate proof steps except the final answer correspondingly. For both prompts, we check the correctness of the final answer. For Step 1 correctness metric, we prompt the model

with the problem and the intermediate proof steps, except for Step 1. We then check the correctness of Step 1 output by the model.

4.3 Models and hyperparameters

We use Gemma-2B (Team et al., 2024) and Llama-2-7B-hf (Touvron et al., 2023) as our proof generators and the default pre-trained tokenizers for both of the models, even in train-from-scratch experiments. We use the function `AutoModelForCausalLM.from_config` from Huggingface to randomly initialize the models. Unless otherwise stated, the models that we fine-tune are pre-trained with default weights. The learning rate of all training processes is set to be 5×10^{-5} . We use Adam as our optimizer (Diederik, 2014). All training processes are performed on 4 NVIDIA A100, with the per-device batch size set to 1. This makes the batch size to be 4 for all experiments. All experiments are completed within 24 hours, except for the train-from-scratch experiments, which take about 3 days to finish. Every training process is based on prediction with cross-entropy loss.

During the experiments, for the multiplication task, we fine-tune Gemma-2b and Llama-2-7b-hf on SEQ, PSER, and SER datasets, resulting in a total of six models in this case. We also train from scratch randomly initialized Gemma-2b on SEQ, PSER, and SER as well so that we have three additional models. We refer to models that are fine-tuned/trained from scratch on SEQ, PSER, and SER datasets as SEQ models (3 in total), PSER models (3 in total), and SER models (3 in total).

For the theorem-proving task, we fine-tune Llama-2-7b-hf on SEQ and SER datasets. We call the two models the SEQ model and the SER model.

5 Main Results and Analysis

Zero-shot performance of Gemma-2b and Llama-2-7b-hf (no need for model name) on 4-by-4 multiplication and theorem-proving tasks.

We begin by evaluating the zero-shot performance of both Gemma-2b and Llama-2-7b-hf on two tasks.

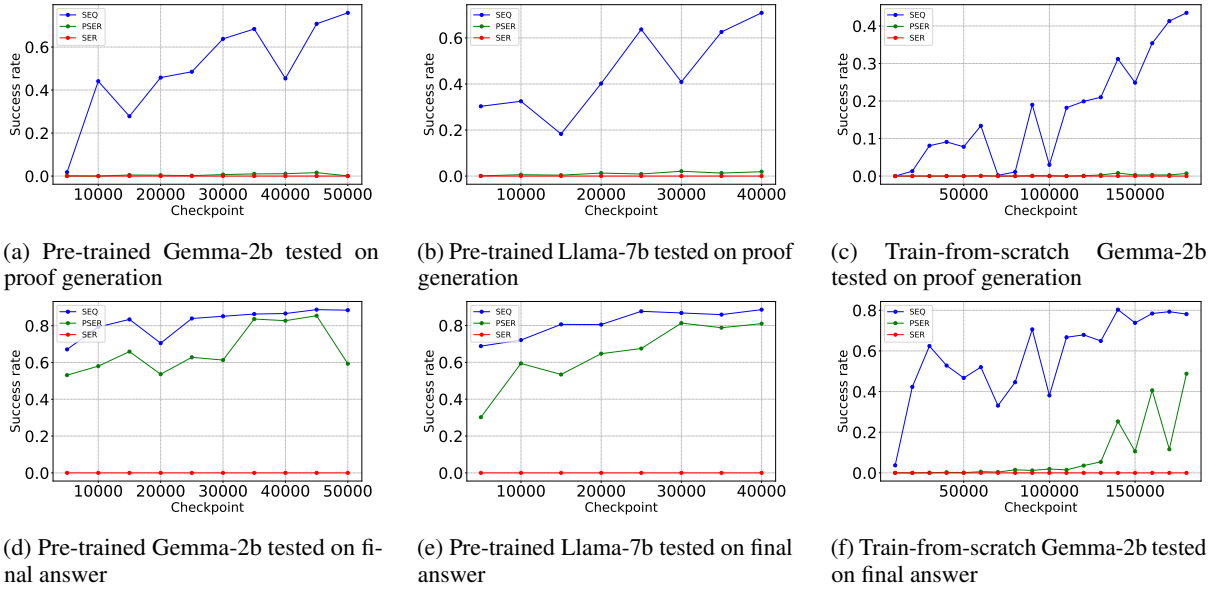


Figure 2: Experimental results on the multiplication task measured by the metrics of proof generation correctness and final answer correctness. SER models achieves 0 percent success rate for all cases. In (a), (b) and (c), models are prompted with the problems only and performances are measured by the proof correctness metric. In (d), (e) and (f), SEQ and PSER models are prompted with both the problems and the intermediate steps, whereas SER model is prompted with the problems only. Performances are measured by the final answer correctness metric. Results (especially those for SER models) show no evidence for the claim that model can look forward during training.

For the theorem-proving task, we prompt Llama-2-7b-hf with a theorem statement and request it to generate a proof in Lean, see Figure 3f. The model, however, fails to produce any correct solution measured by either the tactic prediction metric or the proof correctness metric, achieving a success rate of 0 out of 1000 test cases. For the multiplication task, we conduct tests using 100 cases. The models are provided with two types of prompts. The first prompt is, “Tell me what $\text{num1} * \text{num2}$ is and prove it.” The second prompt incorporates a chain-of-thought (CoT) instruction: “Tell me what $\text{num1} * \text{num2}$ is and prove it. Let’s think step by step.” Despite these variations, both pre-trained Gemma-2b and Llama-2-7b-hf fail on the 4-by-4 multiplication task with a success rate of 0/1000 based on proof correctness and final answer accuracy. This result aligns with expectations, as the 4-by-4 multiplication task poses significant challenges even for more advanced models like GPT-4 (Liu and Low, 2023).

Main observation: Higher right-to-left step-wise dependency of data lead to higher training efficiency on proof generation. We conduct experiments on both the intuitionistic propositional logic theorem-proving task and the multiplication task. For all the nine models that are fine-tuned/trained from scratch for the multiplication task, we prompt

the models with “Tell me what is $\text{num1} * \text{num2}$ and prove it”, where (num1, num2) is in the testing data. See Figure 3a, 3b, 3c for prompting configuration. We then measure the generated output of the model by the proof correctness metric. For the intuitionistic propositional logic theorem-proving task, the SEQ model also outperforms the SER model by 20 percent measured by the tactic prediction metric. Note that for the multiplication task, for all three base models, PSER models do get a small number of test problems right in the second half of the training, and SER models failed all test data consistently. This performance difference is in line with our claim that putting more intermediate supervision on the left will improve model training efficiency in reasoning.

LLMs don’t look forward in training: higher right-to-left step-wise dependency of data lead to higher training efficiency on final answer pre-

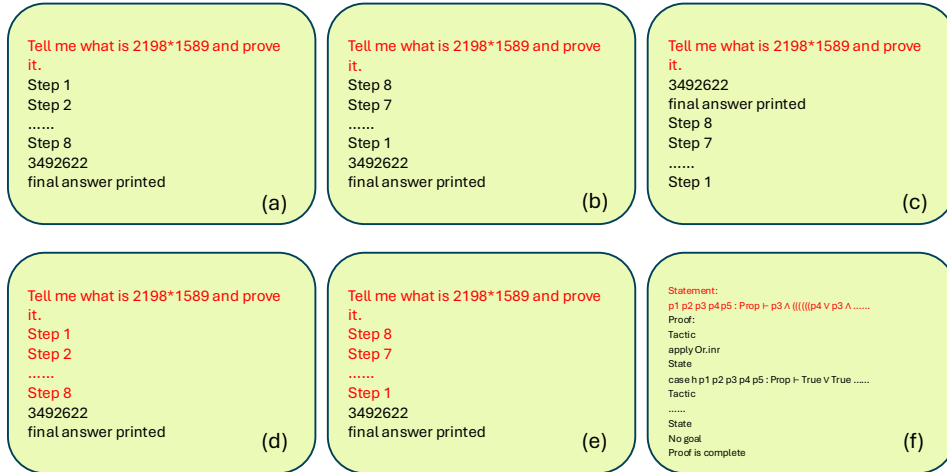


Figure 3: Prompt configuration for testing the models on the multiplication task and the theorem-proving task: texts colored in red are prompt. Texts colored in black are the expected output from the model.

diction. For this experiment, we focus on the multiplication task. We use the same 9 models as in our first experiments, but for SEQ and PSER models, we prompt the model with both the problems and the intermediate steps excluding the final answer, so that we exclude the snow-balling effect. See Figure 3d, 3e for prompting configuration. For SER models, since there is no intermediate step before the final answer in the data, we prompt it with the problem only. See Figure 3c for prompting configuration in this case. We use final answer prediction correctness for this experiment to measure model performance. As displayed in Figure 2d, 2e, 2f, in this setting, for all three base models, models that are fine-tuned/trained from scratch on SER got 0 final answers correct consistently. The results of SER show that LLMs don't look forward during training, i.e. fail to learn to use intermediate supervision on the right in training.

We also note that when both the problem and all intermediate proof steps (except for the final answer) are provided as prompts to the models, SEQ models still outperform PSER models in terms of final answer correctness, as shown in Figure 2d, 2e, 2f. See Figure 3d, 3e for prompting configuration. By giving the correct intermediate steps as prompts to both SEQ and PSER models, we eliminate the snowballing effect during the generation process. This result is another evidence showing that stronger right-to-left step-wise dependencies in the data enhance model learning.

SER Models learn spurious dependency. In this experiment, we test our SEQ and SER models for the multiplication task. The testing prompt

of the model is the problem only, and the models are expected to generate the full proof. See Figure 3a, 3c. We use the Step 1 correctness metric, i.e. checking the correctness of Step 1 in the models' generated output. Step 1 is the decomposition step that splits the 4-digit number into simple terms, e.g. 2345 to $2*1000+3*100+4*10+5*1$. During the training, the model should be able to learn this step quickly given the problem due to its simplicity. Indeed, from Figure 4a, 4b, we see that for SEQ models based on pre-trained models, they learn Step 1 almost perfectly after the first 2500 steps. For the randomly initialized Gemma-2b trained from scratch on SEQ, the model performance measured by the Step 1 correctness metric quickly reaches more than 90% and is approaching perfect scores followed by some fluctuations, as shown by Figure 4c. For SER models, however, they converge much slower measured by the Step 1 correctness metric in the early training stage compared to SEQ models, as shown in Figure 4a, 4b, 4c. This slow convergence in the early training stage shows that SER models try hard to fit the spurious dependency of Step 1 on all other proof steps at first. They need more training to realize that Step 1 does not depend on all the other proof steps.

6 Other Results and Discussion

Pre-train data is not the major cause of the order effect. One might argue that the order bias in pre-training dataset is the primary cause of the order effects observed in this study. However, for the multiplication task, all of our experiments mentioned above were conducted on both pre-trained

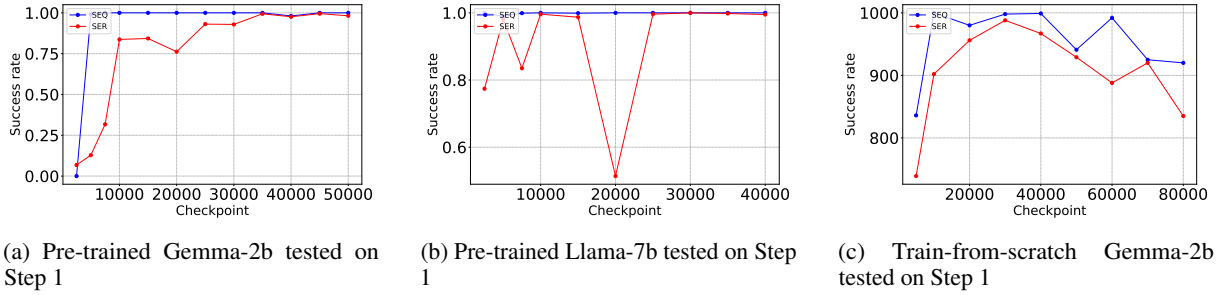


Figure 4: Step 1 success rate for the multiplication task. In (a), (b) and (c), models are prompted with the problem only. Results show that models learn the spurious dependency of Step 1 on Step 2-8, which negatively impact their ability to predict Step 1.

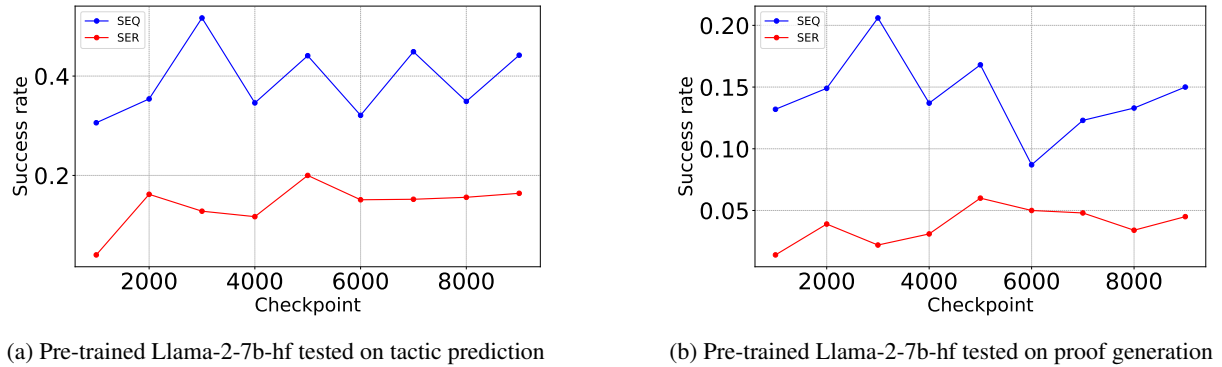


Figure 5: Experiment result on the intuitionistic propositional logic theorem-proving task. In (a) and (b), models are prompted with the theorem statement. For (a), performance is measured by the tactic prediction metric. For (b), performance is measured by the proof generation metric. With the same training steps, the model fine-tuned on SEQ proofs perform better than the model fine-tuned on SER proofs

models and randomly initialized models, thereby ruling out this possibility given the results.

SEQ is better than PSER even when problem and proof steps are masked during training.

In this experiment, we don't use our 9 models mentioned before. We fine-tune pre-trained Gemma-2b on SEQ and PSER but with all tokens except final answers masked out. Therefore the only input-output pair that enters into the loss function is (problem+intermediate proof steps, final answer). During testing, we prompt both models with the problem and the intermediate proof steps. See Figure 3d,3e for the prompting configuration. Figure 8b shows that the model fine-tuned on masked SEQ outperforms the model fine-tuned scratch on masked PSER measured by final answer correctness for the pre-trained case.

Models treat the same data with reversed order very differently during training. Lastly, we study the question of whether the model will converge faster when it is fine-tuned on SEQ after it is fine-tuned on PSER. For the multiplication task, we

first fine-tune Gemma-2b on PSER for 50000 steps, and then keep fine-tuning it on SEQ. As shown in Figure 8a, we see that the model converges much slower after it's fine-tuned on PSER compared to the case when the pre-trained model is directly fine-tuned on SEQ, measured by the proof correctness metric. This suggests that the knowledge that the model learns from the proof in reverse order doesn't help but hurts it in learning the proof in the right order. Essentially, models treat the same data with reversed order very differently during training.

Discussion: how to find the optimal order. In the context of our multiplication task, identifying the optimal order is theoretically straightforward: one could enumerate all possible proof orders, train the model on each, and then compare the training loss or success rate using appropriate metrics. The order that yields the smallest training loss can be considered optimal. This approach works because all training samples in multiplication share a common structure, e.g. Step 1 decompose, Step 2 distribute and so on. However, this is not the case

for more general datasets, where each data sample possesses its own unique structure. A potential solution is to train a separate model to reorder the data entries into an optimal sequence. The key challenge here is to identify the intermediate supervision structure for each data sample, i.e. for a given token, which other tokens within the same sample contribute to predicting it.

7 Conclusion and Future work

In conclusion, our study highlights the significant impact of order for each data sample on LLMs' training efficiency for the proof generation tasks. We claim that the optimal order of a data sample, which we call the intuitively sequential order, is to put intermediate supervision toward a particular proof step on the left for all proof steps in a data sample. We show the two causes for this order effect: given suboptimal data order, training inefficiency arises from (i) inability to look forward during training, i.e. learning to use future intermediate supervision to predict the current token, (ii) propensity to learn spurious token dependencies in the early training stage. Our experiments on intuitionistic propositional logic theorem-proving and 4-by-4-digit multiplication provide strong support for these explanations, highlighting the importance of finding the optimal data order in model training.

A promising direction for future work is to investigate this claim during the pre-training stage of LLMs for reasoning tasks. We hypothesize that the claim will hold in this context as well, given that both fine-tuning on downstream tasks and pre-training on large corpora are fundamentally based on the next-token prediction task for decoder-only LLMs. Another future work is to employ machine learning methods to estimate and discover optimal data order, specifically, to identify for every token which other tokens in a data sample provide intermediate supervision. This holds significance on its own, independent of the gain it can bring to model training. For example, suppose the true supervision structure is discovered for mathematical proofs and those proofs are reordered accordingly. In that case, it might enable students to learn more quickly and reveal new mathematical intuition.

8 Limitations

In this paper, we conduct experiments on models with sizes of 2B and 7B. We did not extend our experiments to larger models due to limitations in

computational resources.

Furthermore, due to computational constraints, we did not repeat our training-from-scratch experiments multiple times.

References

- Chenyang An, Zhibo Chen, Qihao Ye, Emily First, Letian Peng, Jiayun Zhang, Zihan Wang, Sorin Lerner, and Jingbo Shang. 2024. Learn from failure: Fine-tuning llms with trial-and-error data for intuitionistic propositional logic proving. *arXiv preprint arXiv:2404.07382*.
- Zhangir Azerbayev, Hailey Schoelkopf, Keiran Paster, Marco Dos Santos, Stephen McAleer, Albert Q Jiang, Jia Deng, Stella Biderman, and Sean Welleck. 2023. Llemma: An open language model for mathematics. *arXiv preprint arXiv:2310.10631*.
- Gregor Bachmann and Vaishnavh Nagarajan. 2024. The pitfalls of next-token prediction. *arXiv preprint arXiv:2403.06963*.
- Kshitij Bansal, Christian Szegedy, Markus N Rabe, Sarah M Loos, and Viktor Toman. 2019. [Learning to reason in large theories without imitation](#). *arXiv preprint arXiv:1905.10501*.
- Lukas Berglund, Meg Tong, Max Kaufmann, Mikita Balesni, Asa Cooper Stickland, Tomasz Korbak, and Owain Evans. 2023. The reversal curse: LLMs trained on "a is b" fail to learn "b is a". *arXiv preprint arXiv:2309.12288*.
- Xinyun Chen, Ryan A Chi, Xuezhi Wang, and Denny Zhou. 2024. Premise order matters in reasoning with large language models. *arXiv preprint arXiv:2402.08939*.
- Vincent Cheng and Zhang Yu. 2023. Analyzing chatgpt's mathematical deficiencies: Insights and contributions. In *Proceedings of the 35th Conference on Computational Linguistics and Speech Processing (ROCLING 2023)*, pages 188–193.
- Karl Cobbe, Vineet Kosaraju, Mohammad Bavarian, Mark Chen, Heewoo Jun, Lukasz Kaiser, Matthias Plappert, Jerry Tworek, Jacob Hilton, Reiichiro Nakano, Christopher Hesse, and John Schulman. 2021. Training verifiers to solve math word problems. *arXiv preprint arXiv:2110.14168*.
- Alex Davies, Petar Veličković, Lars Buesing, Sam Blackwell, Daniel Zheng, Nenad Tomašev, Richard Tanburn, Peter Battaglia, Charles Blundell, András Juhász, et al. 2021. Advancing mathematics by guiding human intuition with AI. *Nature*, 600(7887):70–74.
- Leonardo de Moura, Soonho Kong, Jeremy Avigad, Floris Van Doorn, and Jakob von Raumer. 2015. The

- lean theorem prover (system description). In *Automated Deduction-CADE-25: 25th International Conference on Automated Deduction, Berlin, Germany, August 1-7, 2015, Proceedings 25*, pages 378–388. Springer.
- P Kingma Diederik. 2014. Adam: A method for stochastic optimization. (*No Title*).
- Abhimanyu Dubey, Abhinav Jauhri, Abhinav Pandey, Abhishek Kadian, Ahmad Al-Dahle, Aiesha Letman, Akhil Mathur, Alan Schelten, Amy Yang, Angela Fan, et al. 2024. The llama 3 herd of models. *arXiv preprint arXiv:2407.21783*.
- David Steven Dummit and Richard M Foote. 2004. *Abstract algebra*, volume 3. Wiley Hoboken.
- Olga Golovneva, Zeyuan Allen-Zhu, Jason Weston, and Sainbayar Sukhbaatar. 2024. Reverse training to nurse the reversal curse. *arXiv preprint arXiv:2403.13799*.
- Jared Kaplan, Sam McCandlish, Tom Henighan, Tom B Brown, Benjamin Chess, Rewon Child, Scott Gray, Alec Radford, Jeffrey Wu, and Dario Amodei. 2020. Scaling laws for neural language models. *arXiv preprint arXiv:2001.08361*.
- Woosuk Kwon, Zhuohan Li, Siyuan Zhuang, Ying Sheng, Lianmin Zheng, Cody Hao Yu, Joseph E. Gonzalez, Hao Zhang, and Ion Stoica. 2023. Efficient memory management for large language model serving with pagedattention. In *Proceedings of the ACM SIGOPS 29th Symposium on Operating Systems Principles*.
- Guillaume Lample, Timothee Lacroix, Marie-Anne Lachaux, Aurelien Rodriguez, Amaury Hayat, Thibaut Lavril, Gabriel Ebner, and Xavier Martinet. 2022. Hypertree proof search for neural theorem proving. *Advances in Neural Information Processing Systems*, 35:26337–26349.
- Nayoung Lee, Kartik Sreenivasan, Jason D Lee, Kangwook Lee, and Dimitris Papailiopoulos. 2023. Teaching arithmetic to small transformers. *arXiv preprint arXiv:2307.03381*.
- Nelson F Liu, Kevin Lin, John Hewitt, Ashwin Paranjape, Michele Bevilacqua, Fabio Petroni, and Percy Liang. 2024. Lost in the middle: How language models use long contexts. *Transactions of the Association for Computational Linguistics*, 12:157–173.
- Tiedong Liu and Bryan Kian Hsiang Low. 2023. Goat: Fine-tuned llama outperforms gpt-4 on arithmetic tasks. *arXiv preprint arXiv:2305.14201*.
- Eran Malach. 2023. Auto-regressive next-token predictors are universal learners. *arXiv preprint arXiv:2309.06979*.
- Maciej Miłkoś, Szymon Antoniak, Szymon Tworkowski, Albert Qiaochu Jiang, Jin Peng Zhou, Christian Szegedy, Łukasz Kuciński, Piotr Miłkoś, and Yuhuai Wu. 2023. Magnushammer: A transformer-based approach to premise selection. *arXiv preprint arXiv:2303.04488*.
- Keiran Paster, Marco Dos Santos, Zhangir Azerbayev, and Jimmy Ba. 2023. Openwebmath: An open dataset of high-quality mathematical web text. *arXiv preprint arXiv:2310.06786*.
- Paulo Shakarian, Abhinav Koyyalamudi, Noel Ngu, and Lakshmihari Mareedu. 2023. An independent evaluation of chatgpt on mathematical word problems (mwp). *arXiv preprint arXiv:2302.13814*.
- Hui Su, Zhi Tian, Xiaoyu Shen, and Xunliang Cai. 2024. Unraveling the mystery of scaling laws: Part i. *arXiv preprint arXiv:2403.06563*.
- Usman Syed, Ethan Light, Xingang Guo, Huan Zhang, Lianhui Qin, Yanfeng Ouyang, and Bin Hu. 2024. Benchmarking the capabilities of large language models in transportation system engineering: Accuracy, consistency, and reasoning behaviors. *arXiv preprint arXiv:2408.08302*.
- Gemma Team, Thomas Mesnard, Cassidy Hardin, Robert Dadashi, Surya Bhupatiraju, Shreya Pathak, Laurent Sifre, Morgane Rivière, Mihir Sanjay Kale, Juliette Love, et al. 2024. Gemma: Open models based on gemini research and technology. *arXiv preprint arXiv:2403.08295*.
- Hugo Touvron, Louis Martin, Kevin Stone, Peter Albert, Amjad Almahairi, Yasmine Babaei, Nikolay Bashlykov, Soumya Batra, Prajjwal Bhargava, Shrutu Bhosale, et al. 2023. Llama 2: Open foundation and fine-tuned chat models. *arXiv preprint arXiv:2307.09288*.
- Haiming Wang, Ye Yuan, Zhengying Liu, Jianhao Shen, Yichun Yin, Jing Xiong, Enze Xie, Han Shi, Yujun Li, Lin Li, et al. 2023. Dt-solver: Automated theorem proving with dynamic-tree sampling guided by proof-level value function. In *Proceedings of the 61st Annual Meeting of the Association for Computational Linguistics (Volume 1: Long Papers)*, pages 12632–12646.
- Xuezhi Wang, Jason Wei, Dale Schuurmans, Quoc Le, Ed Chi, Sharan Narang, Aakanksha Chowdhery, and Denny Zhou. 2022. Self-consistency improves chain of thought reasoning in language models. *arXiv preprint arXiv:2203.11171*.
- Sean Welleck, Jiacheng Liu, Ronan Le Bras, Hannaneh Hajishirzi, Yejin Choi, and Kyunghyun Cho. 2021. [Naturalproofs: Mathematical theorem proving in natural language](#). *arXiv preprint arXiv:2104.01112*.
- Noam Wies, Yoav Levine, and Amnon Shashua. 2022. Sub-task decomposition enables learning in sequence to sequence tasks. *arXiv preprint arXiv:2204.02892*.
- Yiran Wu, Feiran Jia, Shaokun Zhang, Hangyu Li, Erkang Zhu, Yue Wang, Yin Tat Lee, Richard Peng, Qingyun Wu, and Chi Wang. 2023. An empirical

study on challenging math problem solving with gpt-4. *arXiv preprint arXiv:2306.01337*.

Kaiyu Yang, Aidan M Swope, Alex Gu, Rahul Chalamala, Peiyang Song, Shixing Yu, Saad Godil, Ryan Prenger, and Anima Anandkumar. 2023a. *LeanDojo: Theorem Proving with Retrieval-Augmented Language Models*. *arXiv preprint arXiv:2306.15626*.

Kaiyu Yang, Aidan M Swope, Alex Gu, Rahul Chalamala, Peiyang Song, Shixing Yu, Saad Godil, Ryan Prenger, and Anima Anandkumar. 2023b. *Leandojo: Theorem proving with retrieval-augmented language models*. *arXiv preprint arXiv:2306.15626*.

Aojun Zhou, Ke Wang, Zimu Lu, Weikang Shi, Sichun Luo, Zipeng Qin, Shaoqing Lu, Anya Jia, Linqi Song, Mingjie Zhan, et al. 2023a. *Solving challenging math word problems using gpt-4 code interpreter with code-based self-verification*. *arXiv preprint arXiv:2308.07921*.

Hattie Zhou, Arwen Bradley, Etai Littwin, Noam Razin, Omid Saremi, Josh Susskind, Samy Bengio, and Preetum Nakkiran. 2023b. *What algorithms can transformers learn? a study in length generalization*. *arXiv preprint arXiv:2310.16028*.

Yongchao Zhou, Uri Alon, Xinyun Chen, Xuezhi Wang, Rishabh Agarwal, and Denny Zhou. 2024. *Transformers can achieve length generalization but not robustly*. *arXiv preprint arXiv:2402.09371*.

A Appendix

A.1 A graduate-level example of a math theorem proof that follows the logic sequential order instead of the optimal order

We use Chapter 10, Proposition 3.6 (2) in a popular graduate textbook called *Abstract Algebra*, as an easy example ((Dummit and Foote, 2004)) to show why the purely logical order is often not the optimal order. Note that the proof here is stated in the purely logical order.

An graduate-level example

Theorem: Let Q be an R -module: If R is a P.I.D, then Q is injective if and only if $rQ = Q$ for every nonzero $r \in R$. In particular, a \mathbb{Z} -module is injective if and only if it is divisible.

Proof: Suppose R is a P.I.D. Any nonzero ideal I of R is of the form $I = (r)$ for some nonzero element r of R . An R -module homomorphism $f : I \mapsto Q$ is completely determined by the image $f(r) = q$ in Q . This homomorphism can be extended to a homomorphism $F : R \mapsto Q$ if and only if there is an element q' in Q with $F(a) = q'$ satisfying $q = f(r) = F(r) = rq'$. It follows that Baer's criterion for Q is satisfied if and only if $rQ = Q$, which proves the first two statements in (2).

Baer's Criterion: The module Q is injective if and only if for every left ideal I of R any R -module homomorphism $g : I \mapsto Q$ can be extended to an R -module homomorphism $G : R \mapsto Q$.

Change to figure, explain everything

A.1.1 Analysis of the example

In order to prove the theorem, the first natural instinct, after reading the statement, would be to apply Baer's criterion to prove the theorem. This is because Baer's criterion list one condition for Q to be injective, and that condition seems to be related to a P.I.D ring R well. Assuming this approach, one can easily construct the proof by extending maps on each left ideal I of R to a homomorphism from R to Q , as R is a P.I.D, hence finished the proof. However, without recognizing the necessity of Baer's criterion from the outset, the proof would be significantly more challenging to write up. Applying Baer's criterion act as the intermediate supervision toward the first few steps of the proof.

A.2 Data Examples in training

We show here examples of our data for the multiplication task and the intuitionistic propositional logic theorem-proving task. See Figure 6, 7.

<p>Tell me what is 2198*1589 and prove it. Obviously, we can decompose the numbers in the following ways: (2*1000+1*100+9*10+8*1)*1*(1*1000+5*100+8*10+9*1) Next, by the distributivity axiom of integers, we have: 2*1000*1*1000+2*1000*5*100+2*1000*8*10+2*1000*9*1+1*100*1*1000+1*100*5*100+1*100*8*10+1*100*9*1+9*10*1*1000+9*10*5*100+9*10*8*10+9*10*9*1+8*1*1*1000+8*1*5*100+8*1*8*10+8*1*9*1 Then, we apply commutativity axiom of integers to get 2*1*1000*1000+2*5*1000*100+2*8*1000*10+2*9*1000*1+1*1*100*1000+1*5*100*100+1*8*100*10+1*9*100*1+9*1*10*1000+9*5*10*100+9*8*10*10+9*9*10*1+8*1*1*1000+8*5*1*100+8*8*1*10+8*9*1*1 After that, multiply the first two terms 2*1000000+10*100000+16*10000+18*1000+18*1000+1*100000*5+10000*8+1000*9*100+9*10000+45*1000*72+100*8*1*10+8*1*100+40*100*64+10*72*1 Now, we make the multiplications 2000000+1000000+160000+18000+100000+50000+8000+900+90000+45000+7200+810+800+400+640+72 We make additions from here 3000000+178000+150000+8900+135000+8010+12000+712 3178000+158900+143010+12712 3336900+155722 3492622 final answer printed</p>	<p>Tell me what is 2198*1589 and prove it. We know the following 3336900+155722 This is exactly because we can make the addition 3178000+158900+143010+12712 This comes from using addition 3000000+178000+150000+8900+135000+8010+12000+712 This is true because we can make the addition 2000000+1000000+160000+18000+100000+50000+8000+900+90000+45000+7200+810+800+400+640+72 This comes from making the multiplications 2*1000000+10*100000+16*10000+18*1000+18*1000+1*100000*5+10000*8+1000*9*100+9*1000+45*1000*72+100*8*1*10+8*1*100+40*100*64+10*72*1 This is true because of the commutativity axiom of integers 2*1*1000*1000+2*5*1000*100+2*8*1000*10+2*9*1000*1+1*1*100*1000+1*5*100*100+1*8*100*10+1*9*100*1+9*1*10*1000+9*5*10*100+9*8*10*10+9*9*10*1+8*1*1*1000+8*5*1*100+8*8*1*10+8*9*1*1 This is true because of the distributivity axiom of integers 2*1000*1*1000+2*1000*5*100+2*1000*8*10+2*1000*9*1+1*100*9*1+1*100*1*1000+1*100*5*100+1*100*8*10+1*100*9*1+9*1*10*1000+9*5*10*100+9*8*10*10+9*9*10*1+8*1*1*1000+8*5*1*100+8*8*1*10+8*9*1*1 This is true since we can decompose the numbers in the following way (2*1000+1*100+9*10+8*1)*(1*1000+5*100+8*10+9*1) Hence we have the answer 3492622 final answer printed</p>	<p>Tell me what is 2198*1589 and prove it. 3492622 final answer printed We know the following 3336900+155722 This is exactly because we can make the addition 3178000+158900+143010+12712 This comes from using addition 3000000+178000+150000+8900+135000+8010+12000+712 This is true because we can make the addition 2000000+1000000+160000+18000+100000+50000+8000+900+90000+45000+7200+810+800+400+640+72 This comes from making the multiplications 2*1000000+10*100000+16*10000+18*1000+18*1000+1*100000*5+10000*8+1000*9*100+9*1000+45*1000*72+100*8*1*10+8*1*100+40*100*64+10*72*1 This is true because of the commutativity axiom of integers 2*1*1000*1000+2*5*1000*100+2*8*1000*10+2*9*1000*1+1*1*100*1000+1*5*100*100+1*8*100*10+1*9*100*1+9*1*10*1000+9*5*10*100+9*8*10*10+9*9*10*1+8*1*1*1000+8*5*1*100+8*8*1*10+8*9*1*1 This is true because of the distributivity axiom of integers 2*1000*1*1000+2*1000*5*100+2*1000*8*10+2*1000*9*1+1*100*9*1+1*100*1*1000+1*100*5*100+1*100*8*10+1*100*9*1+9*1*10*1000+9*5*10*100+9*8*10*10+9*9*10*1+8*1*1*1000+8*5*1*100+8*8*1*10+8*9*1*1 This is true since we can decompose the numbers in the following way (2*1000+1*100+9*10+8*1)*(1*1000+5*100+8*10+9*1) Hence we have the answer 3492622 final answer printed</p>
--	--	---

- (a) Example of the SEQ data for multi-
plication (b) Example of the PSER data for multi-
plication (c) Example of the SER data for multi-
plication

Figure 6: Examples of data for the multiplication task

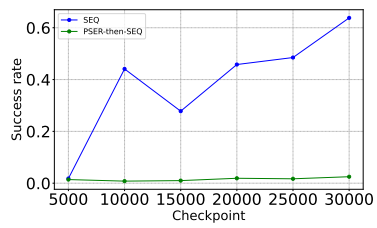
<pre>state, 0: p1 p2 p3 p4 p5 : Prop ├ p5 → False → ((p1 ∨ p5) ∧ True) ∧ (p5 ∨ (True → (p4 → False) ∧ (p4 ∨ True))) ∨ p4 → p5) ∧ p5 ∨ p5) ∧ False tactic intro h1 state p1 p2 p3 p4 p5 : Prop h1 : p5 ├ False → ((p5 ∨ ((p1 ∨ p5) ∧ True) ∧ (p5 ∨ (True → (p4 → False) ∧ (p4 ∨ True)))) ∨ p4 → p5) ∧ p5 ∨ p5) ∧ False tactic intro h2 state p1 p2 p3 p4 p5 : Prop h1 : p5 h2 : False ├ ((p5 ∨ ((p1 ∨ p5) ∧ True) ∧ (p5 ∨ (True → (p4 → False) ∧ (p4 ∨ True)))) ∨ p4 → p5) ∧ p5 ∨ p5) ∧ False tactic apply And.intro state case left p1 p2 p3 p4 p5 : Prop h1 : p5 h2 : False ├ (p5 ∨ ((p1 ∨ p5) ∧ True) ∧ (p5 ∨ (True → (p4 → False) ∧ (p4 ∨ True)))) ∨ p4 → p5) ∧ p5 ∨ p5 tactic apply False.elim h2 state case right p1 p2 p3 p4 p5 : Prop h1 : p5 h2 : False ├ False tactic apply False.elim h2 state no goals proof is complete</pre>	<pre>state, 0: p1 p2 p3 p4 p5 : Prop ├ p5 → False → ((p1 ∨ p5) ∧ True) ∧ (p5 ∨ (True → (p4 → False) ∧ (p4 ∨ True))) ∨ p4 → p5) ∧ p5 ∨ p5) ∧ False tactic apply False.elim h2 state no goals proof is complete tactic apply False.elim h2 state case right p1 p2 p3 p4 p5 : Prop h1 : p5 h2 : False ├ False tactic apply And.intro state case left p1 p2 p3 p4 p5 : Prop h1 : p5 h2 : False ├ (p5 ∨ ((p1 ∨ p5) ∧ True) ∧ (p5 ∨ (True → (p4 → False) ∧ (p4 ∨ True)))) ∨ p4 → p5) ∧ p5 ∨ p5 tactic intro h2 state p1 p2 p3 p4 p5 : Prop h1 : p5 h2 : False ├ ((p5 ∨ ((p1 ∨ p5) ∧ True) ∧ (p5 ∨ (True → (p4 → False) ∧ (p4 ∨ True)))) ∨ p4 → p5) ∧ p5 ∨ p5) ∧ False tactic intro h1 state p1 p2 p3 p4 p5 : Prop h1 : p5 ├ False → ((p5 ∨ ((p1 ∨ p5) ∧ True) ∧ (p5 ∨ (True → (p4 → False) ∧ (p4 ∨ True)))) ∨ p4 → p5) ∧ p5 ∨ p5) ∧ False</pre>
---	---

- (a) Example of the SEQ data for theorem-proving (b) Example of the SER data for theorem-proving

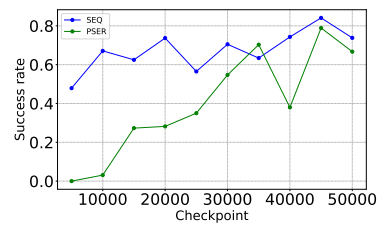
Figure 7: Examples of data for the intuitionistic propositional logic theorem-proving task

A.3 Fine-grained result regarding data order

In Figure 8 we present more fine-grained results on order effect in the multiplication task.



(a) Gemma first fine-tuned on PSER then fine-tuned on SEQ



(b) Pre-trained Llama-2-7b-hf with problems and steps masked

Figure 8: More fine-grained result on order effect in the multiplication task