

Probing the Galactic neutrino flux at neutrino energies above 200 TeV with the Baikal Gigaton Volume Detector

V. A. Allakhverdyan,¹ A. D. Avrorin,² A. V. Avrorin,² V. M. Aynutdinov,² Z. Bardáčová,^{3,4} I. A. Belolaptikov,¹ E. A. Bondarev,² I. V. Borina,¹ N. M. Budnev,⁵ V. A. Chadymov,⁶ A. S. Chepurnov,⁷ V. Y. Dik,^{1,8} G. V. Domogatsky,² A. A. Doroshenko,² R. Dvornický,³ A. N. Dyachok,⁵ Zh.-A. M. Dzhilkibaev,² E. Eckerová,^{3,4} T. V. Elzhov,¹ V. N. Fomin,⁶ A. R. Gafarov,⁵ K. V. Golubkov,² N. S. Gorshkov,¹ T. I. Gress,⁵ K. G. Kebkal,⁹ V. K. Kebkal,⁹ I. V. Kharuk,² E. V. Khramov,¹ M. I. Kleimenov,² M. M. Kolbin,¹ S. O. Koligaev,¹⁰ K. V. Konischev,¹ A. V. Korobchenko,¹ A. P. Koshechkin,² V. A. Kozhin,⁷ M. V. Kruglov,¹ V. F. Kulepov,¹¹ A. A. Kulikov,⁵ Y. E. Lemeshev,⁵ R. R. Mirgazov,⁵ D. V. Naumov,¹ A. S. Nikolaev,⁷ I. A. Perevalova,⁵ D. P. Petukhov,² E. N. Pliskovsky,¹ M. I. Rozanov,¹² E. V. Ryabov,⁵ G. B. Safronov,² B. A. Shaybonov,¹ V. Y. Shishkin,⁷ E. V. Shirokov,⁷ F. Šimkovic,^{3,4} A. E. Sirenko,¹ A. V. Skurikhin,⁷ A. G. Solovjev,¹ M. N. Sorokovikov,¹ I. Štekl,⁴ A. P. Stromakov,² O.V. Suvorova,² V. A. Tabolenko,⁵ V. I. Tretjak,¹ B. B. Ulzutuev,¹ Y. V. Yablokova,¹ D. N. Zaborov,² S. I. Zavyalov,¹ and D. Y. Zvezdov¹
(Baikal-GVD Collaboration)

Y. Y. Kovalev,¹³ A. V. Plavin,¹⁴ D. V. Semikoz,¹⁵ and S. V. Troitsky^{2,16,*}

¹Joint Institute for Nuclear Research, Dubna, 141980 Russia

²Institute for Nuclear Research of the Russian Academy of Sciences, 60th October Anniversary Prospect 7a, Moscow 117312, Russia

³Comenius University, Bratislava, 81499 Slovakia

⁴Czech Technical University in Prague, Institute of Experimental and Applied Physics, 11000 Prague, Czech Republic

⁵Irkutsk State University, Irkutsk, 664003 Russia

⁶Independent researcher

⁷Skobeltsyn Research Institute of Nuclear Physics,

Lomonosov Moscow State University, Moscow, 119991 Russia

⁸Institute of Nuclear Physics ME RK, Almaty, 050032 Kazakhstan

⁹LATENA, St. Petersburg, 199106, Russia

¹⁰INFRAD, Dubna, 141981, Russia

¹¹Nizhny Novgorod State Technical University, Nizhny Novgorod, 603950 Russia

¹²Sankt Petersburg State Marine Technical University, Sankt Petersburg, 190008 Russia

¹³Max-Planck-Institut für Radioastronomie, Auf dem Hügel 69, 53121 Bonn, Germany

¹⁴Black Hole Initiative at Harvard University, 20 Garden Street, Cambridge, MA 02138, USA

¹⁵APC, Université Paris Diderot, CNRS/IN2P3,

CEA/IRFU, Sorbonne Paris Cité, 119 75205 Paris, France

¹⁶Physics Department, Lomonosov Moscow State University, 1-2 Leninskie Gory, Moscow 119991, Russia

(Dated: Submitted to *Physical Review Letters* on November 11, 2024)

Recent observations of the Galactic component of the high-energy neutrino flux, together with the detection of the diffuse Galactic gamma-ray emission up to sub-PeV energies, open new possibilities to study the acceleration and propagation of cosmic rays in the Milky Way. At the same time, both large non-astrophysical backgrounds at TeV energies and scarcity of neutrino events in the sub-PeV band currently limit these analyses. Here we use the sample of cascade events with estimated neutrino energies above 200 TeV, detected by the partially deployed Baikal Gigaton Volume Detector (GVD) in six years of operation, to test the continuation of the Galactic neutrino spectrum to sub-PeV energies. We find that the distribution of the arrival directions of Baikal-GVD cascades above 200 TeV in the sky suggests an excess of neutrinos from low Galactic latitudes. We find the excess above 200 TeV also in the most recent IceCube public data sets, both of cascades and tracks. The significant (3.6σ in the combined analysis) flux of Galactic neutrinos above 200 TeV challenges often-used templates for neutrino search based on cosmic-ray simulations.

I. INTRODUCTION

The origin of cosmic rays with energies between $\sim 10^{12}$ eV and $\sim 10^{20}$ eV was puzzling for decades. The

observation of high-energy astrophysical neutrinos by the IceCube experiment [1, 2], recently confirmed by the Baikal Gigaton Volume Detector (GVD) [3], has opened a new view on this old question. Indeed, these neutrinos are most probably born, together with photons, in interactions of energetic cosmic rays with matter and radiation. Unlike charged cosmic rays, neutrinos are not deflected by cosmic magnetic fields and thus point back to

* Corresponding author, e-mail: st@ms2.inr.ac.ru

the place where they are produced. Unlike photons, neutrinos are not absorbed or scattered and thus reach the observer from distant or opaque sources. Despite complications related to the large atmospheric background and to relatively low precision of the reconstruction of individual events, high-energy neutrino astronomy has developed into an important new branch of astrophysics, see e.g. Refs. [4, 5] for reviews.

Of particular interest is the neutrino radiation coming from our Galaxy, which is expected [6–9] to supplement the extragalactic contribution. Despite numerous early attempts [10–15], the existence of the Galactic neutrino flux has been established only recently, in three independent data sets [16–18]. The three results, obtained with different techniques and testing different parts of the Milky Way, demonstrate overall order-of-magnitude consistency between each other, as well as with the inference from observations of diffuse gamma rays by Tibet-AS γ [19] and LHAASO [20], see e.g. Fig. 5 of Ref. [5] and discussion there. However, considerable differences in best-fit normalizations are present even between different templates used in Ref. [18] for the search of the Galactic-plane signal with IceCube cascade events. Moreover, a model-independent analysis of published IceCube tracks demonstrates [16] a significant Galactic excess at neutrino energies above 200 TeV, which does not match predictions of the templates both in the spectrum and in the spatial distribution of the signal. Studies of these tensions open up the possibility to improve contemporary models of the Galactic cosmic rays.

With the current instrumented volume of $\sim 0.6 \text{ km}^3$ (and growing), and having better angular resolution thanks to the liquid water with respect to ice, Baikal-GVD is properly suited for studies of the Galactic neutrino signal at the highest neutrino energies. Here we report on the observation of the Milky Way with Baikal-GVD cascade events above 200 TeV, consistent with Ref. [16]. We also consider new publicly available sets of IceCube cascade and track events above 200 TeV and find that the Galactic signal in these data is consistent with our results.

In Sec. II, we briefly describe Baikal-GVD and its updated cascade data set. Section III describes the analysis of the data set and its results. In Sec. IV, we compare the Baikal-GVD Milky-Way result with those obtained from IceCube data, and discuss astrophysical implications of our observation. Section V presents our brief conclusions.

II. DATA

Baikal-GVD is the largest neutrino telescope currently operating in the Northern hemisphere (latitude 51.5° N). Like other water Cherenkov instruments, it may detect neutrino-induced events as cascades and tracks, with very different sensitivities and analysis procedures. Details of the experiment, event selection and analysis can be found e.g. in Refs. [3, 21–23], and we do not repeat them here.

Event ID	E , TeV	l , $^\circ$	b , $^\circ$	r_{50} , $^\circ$	r_{90} , $^\circ$
GVD190517CA	1200	99.9	54.9	2.0	3.0
GVD210117CA	246	168.8	38.8	1.6	3.6
GVD210409CA	263	73.3	-6.1	3.3	6.3
GVD210418CA	224	196.8	-14.6	3.0	5.8
GVD221112CA	380	61.0	-4.7	2.9	7.7
GVD230518CA	214	199.0	4.7	2.3	4.7
GVD231006CA	245	76.9	5.3	2.3	5.1
GVD230611CA	479	15.2	36.2	2.6	5.2

Table I. List of Baikal-GVD cascades with reconstructed neutrino energies $E \geq 200 \text{ TeV}$, observed in 2018–2023 observational seasons. Presented are energies E , Galactic coordinates (l, b) , 50% CL and 90% CL accuracies of the determination of the arrival direction, r_{50} and r_{90} , respectively.

The high-energy cascade sample was described in Ref. [3]. It contains events with reconstructed energies $E \geq 70 \text{ TeV}$ and the expected probability of their astrophysical origin $> 50\%$, estimated from simulations. Compared to Ref. [3], we add two more years of data collection. The telescope consists of clusters of optical modules, currently 13, with each cluster operated as an independent unit. Since the telescope is growing, with new clusters added every spring, these two years almost doubled the exposure, which corresponds to ≈ 26.8 years of one-cluster operation in Spring 2018 – Spring 2024.

Following the previous study [16], we consider events with $E \geq 200 \text{ TeV}$. Table I presents the list of 8 events used in this analysis. Only one of these events comes from below the horizon, because the Earth becomes opaque for neutrinos of sub-PeV energies. Monte-Carlo simulations indicate that about 64% of the events passing the selection criteria and having $E \geq 200 \text{ TeV}$ are expected to have the astrophysical origin.

III. SEARCH FOR GALACTIC NEUTRINOS

In the present study, we adopt the model-independent approach used in Ref. [16]. It does not rely on any assumptions about the origin and properties of the Galactic signal and tests only the excess of events from the Galactic plane. We introduce a single nonparametric test statistics, median of the absolute value of the Galactic latitude, $|b|_{\text{med}}$, calculated over the events sample. Following Ref. [16], we use the events with best-fit reconstructed energies $E \geq 200 \text{ TeV}$. The second selection cut of Ref. [16], the area of the track direction error region in the sky, is irrelevant for cascade events studied here. Therefore, the present study represents a direct test of the observation of Ref. [16] with completely independent data.

To search for the possible excess of events from the Galactic plane, which would decrease $|b|_{\text{med}}$, we compare

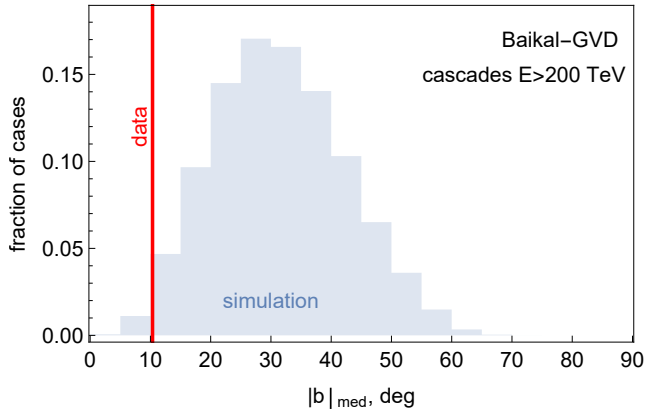


Figure 1. Distribution (shaded histogram) of the median $|b|_{\text{med}}$ in simulated sets of Baikal-GVD cascades with $E \geq 200$ TeV. The observed value of $|b|_{\text{med}}$ is shown by the vertical red line.

the observed value of $|b|_{\text{med}}$ with that expected for a distribution of arrival directions having no Galactic excess. This distribution is not isotropic because of contributions of both atmospheric and extragalactic events, and further correction because of the non-uniform energy-dependent experimental exposure. However, for a continuously operating installation, like Baikal-GVD, the Earth's rotation makes this distribution independent from the Right Ascension (RA). Therefore, reshuffling RA values of observed events provides for a robust data-driven way to generate random sets of arrival directions, used multiple times in the analysis of data of various neutrino telescopes, see e.g. Refs. [24–26]. In this way, we generate 10^5 artificial sets of 8 events each and calculate $|b|_{\text{med}}$ for each of them.

For the real data set, $|b|_{\text{med}} = 10.4^\circ$, while the value expected from simulations is $\langle |b|_{\text{med}} \rangle = 31.4^\circ$, which indicates the presence of the Galactic excess in the data, see Fig. 1. To assess the significance of the excess, we estimate the fraction of realisations of simulated data sets for which the value of $|b|_{\text{med}}$ does not exceed the observed one. This gives the p-value of the rejection of the hypothesis of the absence of the Galactic excess, $p = 1.4 \times 10^{-2}$, see Fig. 1. Note that the study does not have any trials, therefore this value should be treated as the post-trial one. For Gaussian statistics, it would correspond to the 2.5σ significance.

Given the size of the event sample, it would be difficult to measure the spectrum, and even the normalization, of the Galactic neutrino flux. For a very rough estimate, we examine the distribution of observed and simulated events in $|b|$, see Fig. 2, and make use of the Poisson distribution to find the excess number of events with $|b| < 10^\circ$ to be $n_{\text{MW}} = 2.5^{+3.2}_{-1.2}$. We compare it with the total expected number of astrophysical events in the sample, $n_{\text{astro}} = 5.1$, and estimate the Galactic neutrino flux as the $n_{\text{MW}}/n_{\text{astro}}$ fraction of the total full-sky astrophysical

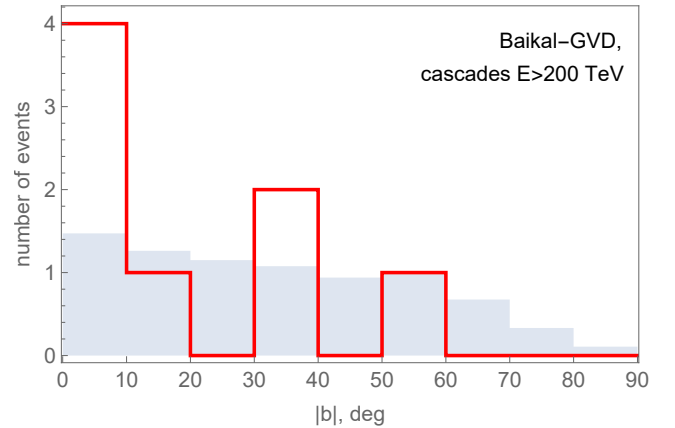


Figure 2. Observed (red line) and expected (shaded histogram) distribution of $|b|$ for Baikal-GVD cascades with $E \geq 200$ TeV.

neutrino flux measured by Baikal-GVD with cascades [3],

$$F_{\text{MW}} = \frac{n_{\text{MW}}}{n_{\text{astro}}} F_{\text{astro}} = 4\pi 10^{-18} \phi_{\text{MW}} \left(\frac{E}{100 \text{ TeV}} \right)^{-\gamma},$$

with $\phi_{\text{MW}} = (1.5^{+1.7}_{-1.0}) \text{ GeV}^{-1} \text{ cm}^{-2} \text{ s}^{-1}$ and $\gamma = 2.58^{+0.27}_{-0.33}$ (like in Ref. [3], this is the total flux of neutrinos and antineutrinos per flavor, assuming flavor equipartition).

IV. DISCUSSION

A. Comparison with IceCube data at $E \geq 200$ TeV

Ref. [16] studied a compilation of publicly available data on IceCube tracks with estimated energies $E \geq 200$ TeV and found a statistically significant excess from events from low Galactic latitudes. The present study confirms this result with the Baikal-GVD data. However, new public sets of both cascades and tracks have recently become available for the public, and we use them to search for the Galactic neutrino component above 200 TeV by exactly the same method.

There are 12 high-energy starting cascade events (HESE) with $E \geq 200$ TeV reported in Ref. [27, 28]. Note that the astrophysical purity of the HESE data set at these energies, $\sim 95\%$, is higher than that for the Baikal-GVD set we use here, $\sim 64\%$, because of different selection cuts. At the same time, the total exposure of Baikal-GVD is $20.9 \text{ m}^2 \cdot \text{yr}$ for this data set, while that of IceCube HESE sample we use ($E \geq 200$ TeV) may be estimated as $176 \text{ m}^2 \cdot \text{yr}$ based on the effective area [2] and the exposure time of 12 years. Note that the HESE sample includes 4 starting tracks in addition to 12 cascades we use here. The total numbers of events in both sets, 16 in HESE (expected 22.8) and 8 in Baikal-GVD cascades (expected 8.3), agrees with the experiments' exposures

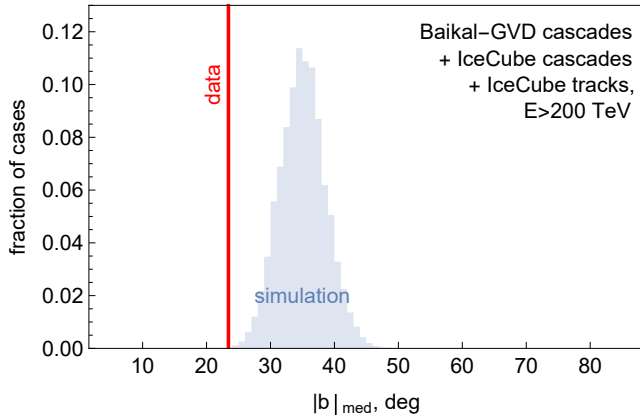


Figure 3. Distribution (shaded histogram) of the median $|b|_{\text{med}}$ in simulated combined sets of Baikal-GVD cascades, IceCube cascades and IceCube tracks with $E \geq 200$ TeV. The observed value of $|b|_{\text{med}}$ is shown by the vertical red line.

at 5% CL and 45% CL, respectively¹.

Applying the procedure described in Sec. III to the IceCube HESE data set, we find a similar Galactic excess because the observed $|b|_{\text{med}} = 12.4^\circ$, while the expected $\langle |b|_{\text{med}} \rangle = 31.9^\circ$. The p-value for this excess $p = 8.7 \cdot 10^{-3}$ (2.6σ).

The recent public uniform compilation of high-energy IceCube track events is presented in the ICECAT catalog [29, 30], recently updated to its version 2. Making use of the same cuts defined in Ref. [16], that is requiring the best-fit $E \geq 200$ TeV and the 90% CL area of uncertainty in the track direction is below 10 square degrees, we are left with 67 events, with the average astrophysical purity of this sample $\sim 65\%$. This sample is not independent from that of Ref. [16], having a considerable overlap, though the energies and directions reported in ICECAT were obtained with a different reconstruction procedure. Not surprisingly, this sample also demonstrates the Galactic excess, with the observed $|b|_{\text{med}} = 24.7^\circ$, expected $\langle |b|_{\text{med}} \rangle = 36.0^\circ$, and $p = 1.8 \cdot 10^{-3}$ (3.1σ).

We see that all three data sets, Baikal-GVD cascades, IceCube cascades, and IceCube tracks (all above 200 TeV), demonstrate the excess of events close to the Galactic plane, also visible in the sky map, Fig. 5. We also perform a combined analysis of all three samples in the same manner, resulting in $p = 3.4 \cdot 10^{-4}$ (3.6σ), see Fig. 3. For convenience, we collect the results of the three analyses performed here, and of their combination, in Table II.

In each set, we estimate the fraction of events from the Milky Way in the total astrophysical neutrino flux above 200 TeV as described in Sec. III and Ref. [16]. Making use of these fractions and the total fluxes measured in

Sample	$ b _{\text{med}}$	$\langle b _{\text{med}} \rangle$	p
	observed	expected	
Baikal-GVD cascades	10.4°	31.4°	$1.4 \cdot 10^{-2}$ (2.5σ)
IceCube cascades	12.4°	31.9°	$8.7 \cdot 10^{-3}$ (2.6σ)
combined cascades	12.4°	31.5°	$1.7 \cdot 10^{-3}$ (3.1σ)
IceCube tracks	24.7°	36.0°	$1.8 \cdot 10^{-3}$ (3.1σ)
all cascades+tracks	23.4°	35.0°	$3.4 \cdot 10^{-4}$ (3.6σ)

Table II. Results of the search for the Galactic component (see the text for details).

	Flux	Fraction
Predicted by templates:		
KRA γ_5	0.34	–
KRA γ_{50}	0.78	–
π^0	0.077	–
Templates normalized to IceCube [18]:		
KRA γ_5	$0.19^{+0.06}_{-0.05}$	$0.044^{+0.016}_{-0.014}$
KRA γ_{50}	$0.29^{+0.10}_{-0.09}$	$0.067^{+0.026}_{-0.024}$
π^0	$0.37^{+0.09}_{-0.08}$	$0.086^{+0.026}_{-0.025}$
Estimated in Ref. [16]:		
IceCube tracks	1.3 ± 0.5	0.28 ± 0.09
Estimated in the present work:		
Baikal-GVD cascades	$3.7^{+4.3}_{-2.8}$	$0.49^{+0.51}_{-0.24}$
IceCube cascades	$1.0^{+1.2}_{-0.6}$	$0.26^{+0.30}_{-0.12}$
IceCube tracks	$1.7^{+0.9}_{-0.7}$	$0.34^{+0.17}_{-0.12}$

Table III. Integral fluxes (in units of $10^{-13} \text{ cm}^{-2} \text{ s}^{-1}$) of Galactic neutrinos with $200 \text{ TeV} < E < 1 \text{ PeV}$ and the Galactic fractions in the total astrophysical flux (per flavor) of neutrinos at these energies, obtained in different analyses.

different analyses², we obtain rough estimates of the full-sky Milky-Way neutrino flux at energies between 200 TeV and 1 PeV and collect them in Table III. One can see that our results for Baikal-GVD cascades, IceCube cascades and IceCube tracks are in a good agreement, given the uncertainties.

B. Implications

In Table III, we also present the Galactic neutrino fluxes between 200 TeV and 1 PeV predicted in three spectral templates [33, 34] assumed in IceCube studies

¹ For the estimates in this paragraph, the best-fit power-law fluxes from the HESE [2] and Baikal-GVD [3] are used.

² We use the astrophysical flux of Ref. [3] for Baikal-GVD cascades, of Ref. [2] for IceCube HESE events, of Ref. [31] for lower-energy cascades, and of Ref. [32] for IceCube tracks.

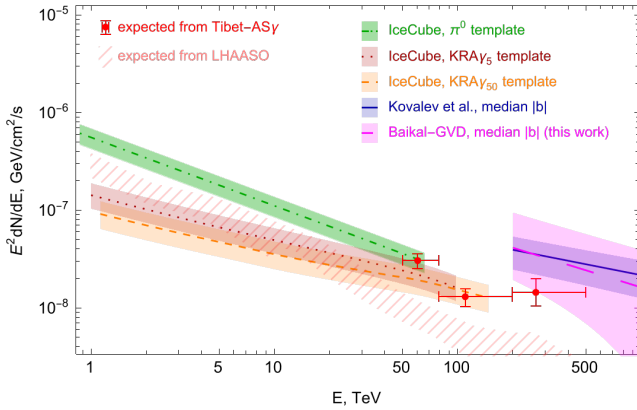


Figure 4. Estimated full-sky spectra of Galactic neutrinos obtained in the present and in some of preceding studies, together with those expected from observations of diffuse Galactic gamma rays. See the plot legend for notations and Ref. [5] for details and further references.

in Ref. [18]. The normalizations of the template spectra have been kept free in Ref. [18], and, in addition, we estimate the Galactic fluxes and fractions for the best-fit normalizations of the three templates. One can see a dramatic difference between template predictions and our model-independent results above 200 TeV: previously used spectral templates underpredict the Galactic neutrino flux at these energies.

One of the best motivated mechanism for the production of Galactic neutrinos assumes interaction of energetic cosmic rays with ambient matter, which are saturated by pi-meson production. While decays of charged π^\pm give birth to the neutrinos, their neutral counterparts π^0 decay to energetic photons, so the fluxes of the two messengers become related, see e.g. Ref. [4] and references therein. Unlike from extragalactic sources, these photons reach us from the Milky Way with modest to no attenuation. Diffuse fluxes of such very energetic Galactic gamma rays have been observed by Tibet-AS γ [19] and LHAASO [20] experiments.

Figure 4 presents the observed Galactic neutrino flux from Baikal-GVD cascades, estimated in the present work, together with expectations from Tibet-AS γ and LHAASO observations, in the assumption of the common origin of both neutrinos and photons in the proton collisions (see Ref. [5] for details). The difference between two experiments in the gamma-ray fluxes at high energies may be related to different masks imposed to cut point sources of high-energy emission. In this case, the fact that the Milky-Way neutrino emission fits better the expectations from Tibet-AS γ than those from LHAASO, might indicate that the Galactic neutrino emission above 200 TeV comes, at least partially, from individual sources, Galactic PeVatrons. Indeed, the sky map of the neutrino events studied here, Fig. 5, suggests some clustering of cascade events towards the Cygnus region, which also manifests itself in gamma

rays [19]. Moreover, recently LHAASO detected significant gamma-ray flux in 6 degree size halo Cygnus region with gamma-rays up to to PeV energies distributed across of all this region [35]. ICECAT has very low exposure towards this region at high energies, so it is not possible to test this concentration with IceCube tracks.

V. CONCLUSIONS

By analyzing cascade events with estimated neutrino energies above 200 TeV, observed by Baikal-GVD during six years of operation, we find the concentration of events towards the Galactic plane, indicating the presence of a large Galactic component in the high-energy astrophysical neutrino flux, with the p-value of the absence of the Galactic component of $p = 1.4 \cdot 10^{-2}$ obtained in a nonparametric, model-independent approach. The estimated Galactic neutrino flux above 200 TeV matches the one obtained in Ref. [16] for IceCube tracks in the same energy range. We test that the similar results hold for the most recent publicly available IceCube samples of both cascades and tracks, with the p-value of $3.4 \cdot 10^{-4}$ obtained in the combined analysis of the three samples by the same method.

The Galactic neutrino flux agrees with the expectations from the gamma-ray diffuse Milky-Way emission observed by Tibet-AS γ , though a direct comparison requires model-dependent assumptions. The neutrino flux is somewhat higher than similar expectations from LHAASO observations. This may indicate that the neutrino emission is not purely diffuse, and some part of it comes from localized, point-like or extended, sources, masked in the LHAASO analysis. The Cygnus region, seen in the neutrino sky map, may host some of them.

The Galactic neutrino component at very high energies is so prominent that is clearly detected despite low statistics. The fraction of Galactic events in the total astrophysical flux above 200 TeV reaches several tens per cent, which is in a disagreement with assumptions of many model-dependent analyses, including that of Ref. [18]. Together with the distribution of observed arrival directions in the sky, which suggested [16] a wider Milky Way in neutrinos than predicted by models, this observation challenges contemporary scenarios of cosmic-ray acceleration and propagation in the Galaxy. As it has been previously pointed out [5, 16], explaining this shape may require significant contribution of neutrinos from the local origin to the total flux, cf. Refs. [36–38].

Baikal-GVD continues to collect data, gradually increasing its instrumented volume. The upcoming Baikal-GVD data sets, including track-like events, as well as data from the other neutrino telescopes, promise exciting prospects to test the intriguing observations presented here.

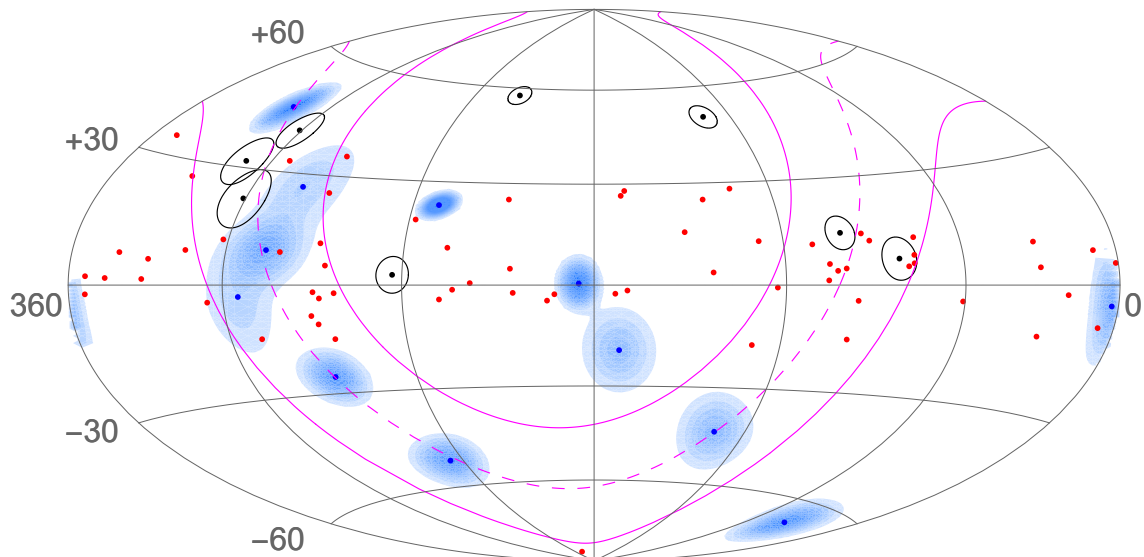


Figure 5. Arrival directions of Baikal-GVD (black projected circles of r_{90} radius) and IceCube (shading presenting the likelihood of the direction) cascade events, as well as of IceCube track events (red dots) with $E \geq 200$ TeV in the sky map in equatorial coordinates. The dashed magenta line represents the Galactic plane, and two full magenta lines limit the zone $|b| < 20^\circ$.

ACKNOWLEDGEMENTS

This work is supported in the framework of the State project “Science” by the Ministry of Science and Higher Education of the Russian Federation under the contract

075-15-2024-541. The work of A.P. was supported by the Black Hole Initiative, which is funded by grants from the John Templeton Foundation (Grant #60477, 61479, 62286) and the Gordon and Betty Moore Foundation (Grant GBMF-8273).

-
- [1] M. G. Aartsen *et al.* (IceCube), Evidence for High-Energy Extraterrestrial Neutrinos at the IceCube Detector, *Science* **342**, 1242856 (2013), arXiv:1311.5238 [astro-ph.HE].
 - [2] R. U. Abbasi *et al.* (IceCube), The IceCube high-energy starting event sample: Description and flux characterization with 7.5 years of data, *Phys. Rev. D* **104**, 022002 (2021), arXiv:2011.03545 [astro-ph.HE].
 - [3] V. A. Allakhverdyan *et al.* (Baikal-GVD), Diffuse neutrino flux measurements with the Baikal-GVD neutrino telescope, *Phys. Rev. D* **107**, 042005 (2023), arXiv:2211.09447 [astro-ph.HE].
 - [4] S. Troitsky, Constraints on models of the origin of high-energy astrophysical neutrinos, *Phys. Usp.* **64**, 1261 (2021), arXiv:2112.09611 [astro-ph.HE].
 - [5] S. Troitsky, Origin of high-energy astrophysical neutrinos: new results and prospects, *Usp. Fiz. Nauk* **194**, 371 (2024), arXiv:2311.00281 [astro-ph.HE].
 - [6] C.-Y. Chen, P. S. Bhupal Dev, and A. Soni, Two-component flux explanation for the high energy neutrino events at IceCube, *Phys. Rev. D* **92**, 073001 (2015), arXiv:1411.5658 [hep-ph].
 - [7] A. Palladino and F. Vissani, Extragalactic plus Galactic model for IceCube neutrino events, *Astrophys. J.* **826**, 185 (2016), arXiv:1601.06678 [astro-ph.HE].
 - [8] A. Neronov and D. Semikoz, Galactic and extragalactic contributions to the astrophysical muon neutrino signal, *Phys. Rev. D* **93**, 123002 (2016), arXiv:1603.06733 [astro-ph.HE].
 - [9] A. Palladino, M. Spurio, and F. Vissani, On the IceCube spectral anomaly, *JCAP* **12**, 045, arXiv:1610.07015 [astro-ph.HE].
 - [10] A. Neronov, D. V. Semikoz, and C. Tchernin, PeV neutrinos from interactions of cosmic rays with the interstellar medium in the Galaxy, *Phys. Rev. D* **89**, 103002 (2014), arXiv:1307.2158 [astro-ph.HE].
 - [11] A. Neronov and D. Semikoz, Evidence the Galactic contribution to the IceCube astrophysical neutrino flux, *Astroparticle Physics* **75**, 60 (2016), arXiv:1509.03522 [astro-ph.HE].
 - [12] S. Troitsky, Search for Galactic disk and halo components in the arrival directions of high-energy astrophysical neutrinos, *JETP Lett.* **102**, 785 (2015), arXiv:1511.01708 [astro-ph.HE].
 - [13] P. B. Denton, D. Marfatia, and T. J. Weiler, The galactic contribution to IceCube’s astrophysical neutrino flux, *JCAP* **2017**, 033, arXiv:1703.09721 [astro-ph.HE].
 - [14] A. Albert *et al.* (ANTARES, IceCube), Joint Constraints on Galactic Diffuse Neutrino Emission from the ANTARES and IceCube Neutrino Telescopes, *Astrophys. J. Lett.* **868**, L20 (2018), arXiv:1808.03531 [astro-ph.HE].
 - [15] M. G. Aartsen *et al.* (IceCube), Search for Sources of Astrophysical Neutrinos Using Seven Years of IceCube Cascade Events, *Astrophys. J.* **886**, 12 (2019),

- arXiv:1907.06714 [astro-ph.HE].
- [16] Y. Y. Kovalev, A. V. Plavin, and S. V. Troitsky, Galactic Contribution to the High-energy Neutrino Flux Found in Track-like IceCube Events, *Astrophys. J. Lett.* **940**, L41 (2022), arXiv:2208.08423 [astro-ph.HE].
- [17] A. Albert *et al.* (ANTARES), Hint for a TeV neutrino emission from the Galactic Ridge with ANTARES, *Phys. Lett. B* **841**, 137951 (2023), arXiv:2212.11876 [astro-ph.HE].
- [18] R. Abbasi *et al.* (IceCube), Observation of high-energy neutrinos from the Galactic plane, *Science* **380**, adc9818 (2023), arXiv:2307.04427 [astro-ph.HE].
- [19] M. Amenomori *et al.*, First Detection of sub-PeV Diffuse Gamma Rays from the Galactic Disk: Evidence for Ubiquitous Galactic Cosmic Rays beyond PeV Energies, *Phys. Rev. Lett.* **126**, 141101 (2021).
- [20] Z. Cao *et al.* (LHAASO), Measurement of Ultra-High-Energy Diffuse Gamma-Ray Emission of the Galactic Plane from 10 TeV to 1 PeV with LHAASO-KM2A, *Phys. Rev. Lett.* **131**, 151001 (2023), arXiv:2305.05372 [astro-ph.HE].
- [21] A. V. Avrorin *et al.* (Baikal-GVD), Deep-Underwater Cherenkov Detector in Lake Baikal, *J. Exp. Theor. Phys.* **134**, 399 (2022).
- [22] V. A. Allakhverdyan *et al.* (Baikal-GVD), Measuring muon tracks in Baikal-GVD using a fast reconstruction algorithm, *Eur. Phys. J. C* **81**, 1025 (2021), arXiv:2106.06288 [hep-ex].
- [23] V. A. Allakhverdyan *et al.* (Baikal-GVD), High-energy neutrino-induced cascade from the direction of the flaring radio blazar TXS 0506+056 observed by Baikal-GVD in 2021, *Mon. Not. Roy. Astron. Soc.* **527**, 8784 (2023), arXiv:2210.01650 [astro-ph.HE].
- [24] V. A. Allakhverdyan *et al.* (Baikal-GVD), Search for directional associations between baikal gigaton volume detector neutrino-induced cascades and high-energy astrophysical sources, *Mon. Not. Roy. Astron. Soc.* **526**, 942 (2023), arXiv:2307.07327 [astro-ph.HE].
- [25] R. Abbasi *et al.* (IceCube), Search for Correlations of High-energy Neutrinos Detected in IceCube with Radio-bright AGN and Gamma-Ray Emission from Blazars, *Astrophys. J.* **954**, 75 (2023), arXiv:2304.12675 [astro-ph.HE].
- [26] A. Albert *et al.* (ANTARES, OVRO), Searches for Neutrinos in the Direction of Radio-bright Blazars with the ANTARES Telescope, *Astrophys. J.* **964**, 3 (2024), arXiv:2309.06874 [astro-ph.HE].
- [27] R. Abbasi *et al.* (IceCube), Updated directions of IceCube HESE events with the latest ice model using DirectFit, *PoS ICRC2023*, 1030 (2023), arXiv:2307.13878 [astro-ph.HE].
- [28] IceCube Collaboration, IceCube HESE 12-year data release (2023).
- [29] R. Abbasi *et al.* (IceCube), IceCat-1: The IceCube Event Catalog of Alert Tracks, *Astrophys. J. Suppl.* **269**, 25 (2023), arXiv:2304.01174 [astro-ph.HE].
- [30] IceCube Collaboration, ICECAT-1: IceCube Event Catalog of Alert Tracks (2023).
- [31] M. G. Aartsen *et al.* (IceCube), Characteristics of the diffuse astrophysical electron and tau neutrino flux with six years of IceCube high energy cascade data, *Phys. Rev. Lett.* **125**, 121104 (2020), arXiv:2001.09520 [astro-ph.HE].
- [32] R. U. Abbasi *et al.* (IceCube), Improved Characterization of the Astrophysical Muon–neutrino Flux with 9.5 Years of IceCube Data, *Astrophys. J.* **928**, 50 (2022), arXiv:2111.10299 [astro-ph.HE].
- [33] D. Gaggero *et al.*, The Gamma-Ray and Neutrino Sky: A Consistent Picture of Fermi-LAT, Milagro, and IceCube Results, *Astrophys. J. Lett.* **815**, L25 (2015), arXiv:1504.00227 [astro-ph.HE].
- [34] M. Ackermann *et al.* (Fermi-LAT), Fermi-LAT Observations of the Diffuse Gamma-Ray Emission: Implications for Cosmic Rays and the Interstellar Medium, *Astrophys. J.* **750**, 3 (2012), arXiv:1202.4039 [astro-ph.HE].
- [35] Z. Cao *et al.* (LHAASO), An ultrahigh-energy γ -ray bubble powered by a super PeVatron, *Sci. Bull.* **69**, 449 (2024), arXiv:2310.10100 [astro-ph.HE].
- [36] K. J. Andersen, M. Kachelrieß, and D. V. Semikoz, High-energy Neutrinos from Galactic Superbubbles, *Astrophys. J. Lett.* **861**, L19 (2018), arXiv:1712.03153 [astro-ph.HE].
- [37] A. Neronov, M. Kachelrieß, and D. V. Semikoz, Multimessenger gamma-ray counterpart of the IceCube neutrino signal, *Phys. Rev. D* **98**, 023004 (2018), arXiv:1802.09983 [astro-ph.HE].
- [38] G. Giacinti and D. Semikoz, Model of Cosmic Ray Propagation in the Milky Way at the Knee (2023), arXiv:2305.10251 [astro-ph.HE].