

NEURO-SYMBOLIC RULE LISTS

Sascha Xu*

CISPA Helmholtz Center
for Information Security
sascha.xu@cispa.de

Nils Philipp Walter*

CISPA Helmholtz Center
for Information Security
nils.walter@cispa.de

Jilles Vreeken

CISPA Helmholtz Center
for Information Security
vreeken@cispa.de

ABSTRACT

Machine learning models deployed in sensitive areas such as healthcare must be interpretable to ensure accountability and fairness. Rule lists (**if** $\text{Age} < 35 \wedge \text{Priors} > 0$ **then** $\text{Recidivism} = \text{True}$, **else if** $\text{Next Condition} \dots$) offer full transparency, making them well-suited for high-stakes decisions. However, learning such rule lists presents significant challenges. Existing methods based on combinatorial optimization require feature pre-discretization and impose restrictions on rule size. Neuro-symbolic methods use more scalable continuous optimization yet place similar pre-discretization constraints and suffer from unstable optimization. To address the existing limitations, we introduce NEURULES, an end-to-end trainable model that unifies discretization, rule learning, and rule order into a single differentiable framework. We formulate a continuous relaxation of the rule list learning problem that converges to a strict rule list through temperature annealing. NEURULES learns both the discretizations of individual features, as well as their combination into conjunctive rules without any pre-processing or restrictions. Extensive experiments demonstrate that NEURULES consistently outperforms both combinatorial and neuro-symbolic methods, effectively learning simple and complex rules, as well as their order, across a wide range of datasets.

1 INTRODUCTION

Machine learning models are increasingly used in high-stakes applications such as healthcare (Deo, 2015), credit risk evaluation (Bhatore et al., 2020), and criminal justice (Lakkaraju & Rudin, 2017), where it is vital that each decision is fair and reasonable. Proxy measures such as Shapley values can give the illusion of interpretability, but are highly problematic as they can not faithfully represent a non-additive models decision process (Gosiewska & Biecek, 2019). Instead, Rudin (2019) argues that it is crucial to use inherently interpretable models, to create systems with human supervision in the loop (Kleinberg et al., 2018).

For particularly sensitive domains such as stroke prediction or recidivism, so called *Rule Lists* are a popular choice (Letham et al., 2015) due to their fully transparent decision making. A rule list predicts based on nested "if-then-else" statements and naturally aligns with the human-decision making process. Each rule is active if its conditions are met, e.g. "**if** $\text{Thalassemia} = \text{normal} \wedge \text{Resting bps} < 151$ ", and carries a respective prediction, i.e. "**then** $P(\text{Disease}) = 10\%$ ". A rule list goes through a set of rules in a fixed order, and makes its prediction using the first applicable rule. We show an example rule list for the Heart disease (Detrano et al., 1989) learned with our method in Figure 1, which is highly accurate and easy to understand.

Inferring rule lists from data is a challenging combinatorial optimization problem, as there are super exponentially many options in the number of features. Existing approaches use greedy heuristics (Proenca & van Leeuwen, 2020), sample based on fixed priors (Yang et al., 2017) and even attempt to find globally optimal solutions (Angelino et al., 2018) using branch-bound. However, they all depend on the pre-discretization of continuous features, which in practice deteriorates their performance. That is, features such as "Resting bps" are typically discretized using 2 – 5 fixed thresholds. Increasing the granularity of pre-processing leads to a combinatorial explosion of the search space, which creates issues in scalability for exact methods and in accuracy for heuristics.

*Equal contribution

```

if Chest pain = asymptomatic  $\wedge$  Exercise chest pain = 0  $\wedge$  0.88 < ST depression < 5.24
  then P(Disease) = 94%
else if Chest pain = asymptomatic  $\wedge$  45.50 < age < 66.42  $\wedge$  Sex = female
  then P(Disease) = 87%
else if Resting bps < 151  $\wedge$  Ex. chest pain = 0  $\wedge$  ST depr. < 2.65  $\wedge$  Thalassemia = normal
  then P(Disease) = 10%
else if Chest pain = not ( atypical  $\vee$  asymptomatic)  $\wedge$  Resting bps < 176  $\wedge$  Max HR > 137
  then P(Disease) = 15%
else if Chest pain = asymptomatic  $\wedge$  1.46 < ST depression < 5.00
  then P(Disease) = 58%
else P(Disease) = 52%

```

Figure 1: Rule list learned with NEURULES on the Heart Disease dataset. NEURULES jointly optimizes thresholds, rule aggregation and ordering into a rule list.

Recently, following the paradigm of neuro-symbolic learning, methods based on continuous optimization were proposed to solve rule learning problems with gradient descent (Wang et al., 2021; Qiao et al., 2021). Nevertheless, neural methods too require to pre-discretize of the features. Most related is the work by Dierckx et al. (2023), who extend neuro-symbolic learning to rule lists by a fixed ordering layer such that the neural network resembles a proper rule list. However, their inability to adapt rule order or thresholds results in unstable training and often subpar accuracy.

To overcome all limitations of prior works, we propose NEURULES, a novel method for learning rule lists differentially and end-to-end. That is, we unify the learning of predicates, their assembly into rules, and the final order of the rule list into a single architecture. Instead of relying on pre-discretized features, NEURULES learns the discretization of the features as well as which features to aggregate to conjunctive rules. We employ soft approximations of threshold functions (predicates) and combine them using a novel differentiable logical conjunction, which alleviates vanishing gradients issues of previous work. Finally, we introduce a learnable rule priority that is grounded into a strict ordering at the end of training. Altogether, this gives us a holistic differentiable relaxation of rule lists, which can be learned end-to-end. Empirically, we show that NEURULES outperforms the state-of-the-art on a plethora of datasets, especially where exact thresholding is required.

2 PRELIMINARIES

We consider a dataset of n pairs $\{(\mathbf{x}, y)\}_{i=1}^n$ consisting of the *descriptive feature vector* $\mathbf{x} \in \mathcal{X}$ with d real-valued features $x_i \in \mathbb{R}$, and the discrete-valued *target label* $y \in \mathcal{Y}$. We assume each sample (\mathbf{x}, y) to be a realization of a pair of random variables $(X, Y) \sim P_{X,Y}$, drawn iid.

2.1 RULES

We consider predictive rules $r : \mathcal{X} \rightarrow \mathcal{Y}$ for supervised classification, which map input samples to predictions. A rule is comprised of an *antecedent* $a : \mathcal{X} \rightarrow \{0, 1\}$, which determines whether the rule is applicable to a sample \mathbf{x} or not. Should the antecedent’s condition be met, the *consequent* $c \in \mathcal{Y}$ governs the models prediction. A predictive rule is defined as

$$r(x) = \begin{cases} c & \text{if } a(x) = 1 \\ \bar{c} & \text{else} \end{cases}$$

If the antecedent is not met, an alternate prediction $\bar{c} \in \mathcal{Y}$ is made. In rule lists, which are introduced shortly, the *else* case is covered by yet another rule.

The antecedent of a rule must be interpretable. In particular, we examine rules given in form of a *logical conjunction* of predicates π , e.g. the rule “**if** Thalassemia = normal \wedge Resting bps < 151” from the introduction. Each predicate π_i represents the presence/absence of a certain characteristic in an individual \mathbf{x} , e.g. “Resting bps < 151”. For tabular data, where $\mathcal{X} = \mathbb{R}^d$, clear and meaningful semantic concepts are usually defined as *parameterized thresholding* functions on individual feature variable X_i , i.e.

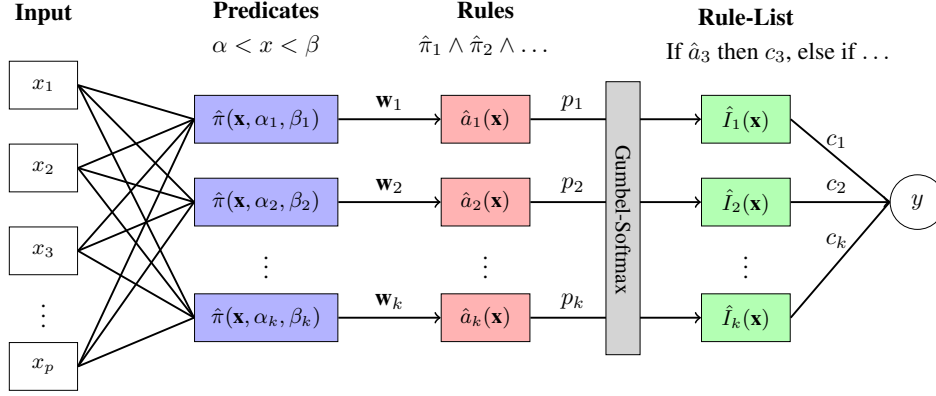


Figure 2: NEURULES architecture. The input $\mathbf{x} \in \mathbb{R}^d$ is discretized into soft predicates $\hat{\pi}$ using learnable threshold $\alpha_j, \beta_j \in \mathbb{R}^d$ and then combined into k rules $\hat{a}_j(\mathbf{x})$. The rules are sorted by their priority p_j , where using the Gumbel-Softmax function, we approximate the indicator function I_j of the active rule with highest priority $\hat{I}_j(\mathbf{x})$. The final prediction is computed by taking the weighted sum of the consequents c_j and indicator I_j .

$$\pi(x_i; \alpha, \beta) = \alpha \leq x_i \leq \beta.$$

As we are considering only rules based on logical conjunctions, the conjunction of multiple predicates on the same feature can always be represented by a single set of thresholds. If no condition is placed on a feature x_i , then the corresponding thresholds are given by $-\infty$ and ∞ resp. This allows us to define the class of antecedent a rule functions as a logical conjunction of predicates as per

$$a(\mathbf{x}; \theta) = \bigwedge_{i=1}^d \pi(x_i; \alpha_i, \beta_i),$$

parameterized by $\theta \in \mathbb{R}^{2*d}$. Hence, rule-based methods aggregate multiple rules into a performant classifier that is easily human interpretable.

Rule lists (Cohen, 1995) model nested if-then-else classifiers. To make a prediction, we traverse the set of rules in a fixed order and use the consequent of the first rule, whose antecedent applies. Given a set of k rules tuples (a_j, c_j) , each rule is assigned its *unique* priority $p_j \in \mathbb{N}$. To classify a sample \mathbf{x} with a rule list, that rule r_j with the highest priority is used whose antecedent holds, i.e.

$$\begin{aligned} rl(\mathbf{x}; \Theta, \mathbf{p}) &= c_j \\ \text{s.t. } a_j(\mathbf{x}; \theta_j) &= 1 \wedge \forall i \neq j : a_i(\mathbf{x}) = 0 \vee p_j > p_i. \end{aligned} \quad (1)$$

Informally, a rule list is as a nested if-then-else structure, as commonly used in programming.

3 DIFFERENTIABLE RULE LISTS

In this section we introduce **Neuro-Symbolic Rule Lists**, or short NEURULES. We show the architecture of NEURULES in Figure 2. The first step is to transform the continuous input features into binary **predicates** such as “18 < Age < 30” to use as a basic building blocks for rule construction. In contrast to all existing methods, NEURULES avoids the need for pre-discretization and instead learns a task specific thresholding of the features.

Next, we combine the learned predicates into **rules** $\hat{a}_j(\mathbf{x})$, where \hat{a} is a differentiable function that behaves like a logical conjunction for binary predicates, but is also able to handle soft predicates $\hat{\pi} \in [0, 1]$. In particular, our formulation encourages interpretable, succinct rules using weights \mathbf{w}_j and alleviates the problem of vanishing gradients compared to previous formulations.

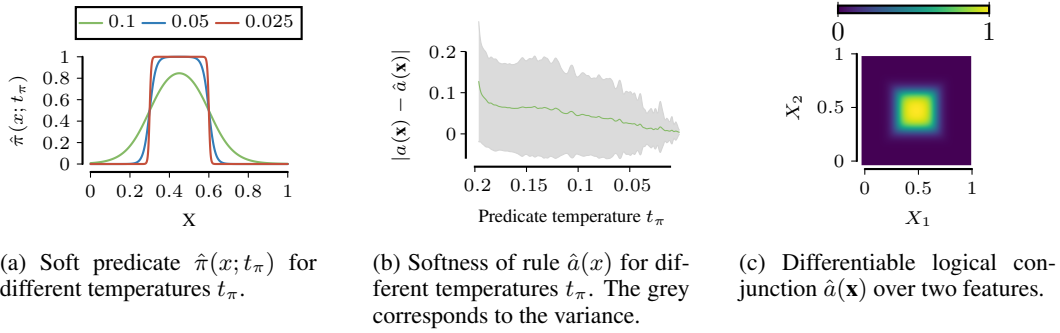


Figure 3: The soft predicate with different temperatures (a) approaches the true thresholding with decreasing temperature (b). Multiple soft predicates are combined into a conjunctive rule (c).

Finally, we aggregate a set of k rules into a **rule list** rule list as introduced in Eq. (3.2). $I_j(\mathbf{x})$ indicates if rule j is to be used for the prediction, i.e. whether it is active ($\hat{a}(\mathbf{x}) = 1$) and has the highest priority p_j . We use the **Gumbel-Softmax** function Jang et al. (2017a) to approximate this indicator and formulate a differentiable relaxation for the entire rule list that allows us to jointly optimize a rule list from discretization parameters to rule order. All our approximations converge towards strict logical operators at the end of training, i.e. NEURULES converges to a crisp rule list.

3.1 CONJUNCTIVE RULES

We begin with the antecedent a of a rule that makes up the “if . . .” condition of a rule.

Thresholding Layer. As the building blocks of every rule we consider thresholding functions $\pi(x_i; \alpha, \beta) = \alpha \leq x_i \leq \beta$ on individual features x_i as predicates π . It is common practice, to employ equal-width/frequency binning for continuous features X_i and thus obtain a fixed number of predicates. By increasing the number of bins, the potential solution may become more accurate, but also comes at a much higher optimization difficulty.

Neural rule learning methods also require to pre-discretize continuous features. since the thresholding function is not continuous at the bounds α and β , and has gradient of 0 elsewhere. To address these issues, we use the soft binning function as introduced by Yang et al. (2018) as

$$\hat{\pi}(x_i; \alpha, \beta, t_\pi) = \frac{e^{\frac{1}{t_\pi}(2x_i - \alpha_i)}}{e^{\frac{1}{t_\pi}x_i} + e^{\frac{1}{t_\pi}(2x_i - \alpha_i)} + e^{\frac{1}{t_\pi}(3x_i - \alpha_i - \beta_i)}}.$$

The resulting function approximates a thresholding function, where the softness of said function is controlled by a temperature parameter t_π . We show $\hat{\pi}$ using different temperatures t_π in Figure 3a. Just as the Figure suggests, in the limit $t_\pi \rightarrow 0$ the soft predicate converges to the true thresholding function $\pi(x_i; \alpha, \beta)$ (shown in Appendix A.1), i.e.

$$\lim_{t_\pi \rightarrow 0} \hat{\pi}(x_i; \alpha, \beta, t_\pi) = \pi(x_i; \alpha, \beta).$$

Therefore, we use temperature annealing to increase crispness of the predicates α and β as the training progresses. We begin start with a higher temperature t_π , which results in smoother predicates $\hat{\pi}$ and avoids exploding/vanishing gradients with respect to α, β . That means that initially, our predicates are not strictly binary but soft instead, i.e. $\hat{\pi}(x_i) \in [0, 1]$.

In the end, we seek to obtain strict logical rules for use in a rule list. Hence, we continuously decrease the temperature t_π so that in the end $\forall x_i : \hat{\pi}(x_i) \approx 1 \vee \hat{\pi}(x_i) \approx 0$, except at the boundaries itself, where if $x_i = \alpha \vee x_i = \beta : \hat{\pi}(x_i) = \frac{1}{2}$. We show the softness of rules based on soft predicates in Figure 3a. When the temperature is annealed close to zero, the predicates become increasingly binary and the difference to the true thresholding function vanishes.

Logical conjunction. To learn rule antecedents, we need to flexibly combine the trainable predicates $\hat{\pi}(x_i)$ into a logical conjunction. To this end, we introduce a differentiable logical conjunction

function \hat{a} specifically designed for soft predicates. We omit from the notation α, β and t_π for brevity. We require the logical conjunction to satisfy three conditions:

$$\hat{a}(\pi) = \begin{cases} 1, & \text{if } \forall \pi(x_i) = 1 \\ 0, & \text{if } \exists \pi(x_i) = 0 \\ \in [0, 1] & \text{else.} \end{cases}$$

We base our approach on the *reciprocal* of the predicate $\hat{\pi}(x)^{-1}$, aggregated by the weighted harmonic mean proposed by Xu et al. (2024), which is given by

$$\hat{a}(\mathbf{x}) = \frac{\sum_{i=1}^d w_i}{\sum_{i=1}^d w_i \hat{\pi}(x_i)^{-1}}.$$

This function fulfills all the outlined criteria: if $\forall \hat{\pi}(x_i) = 1$, the function evaluates to 1, while if $\exists \hat{\pi}(x_i) = 0 \rightarrow \hat{a}(\mathbf{x}) = 0$. Additionally, by setting the corresponding weight of a predicate w_i to 0, the network can disable predicates and thus obtain more succinct rules. Its main drawback is the issue of vanishing gradients in the case of $\hat{\pi}(x_i) = 0$.

The partial derivatives of the rule function \hat{a} with respect to its parameters are given by

$$\frac{\partial \hat{a}(\mathbf{x})}{\partial \hat{\pi}(x_j)} = \frac{w_j \left(\sum_{i=1}^d w_i \right)}{\hat{\pi}(x_j)^2 \left(\sum_{i=1}^d w_i \hat{\pi}(x_i)^{-1} \right)^2}, \quad \frac{\partial \hat{a}(\mathbf{x})}{\partial w_j} = \frac{\sum_{i=1}^d w_i (\hat{\pi}(x_i)^{-1} - \hat{\pi}(x_j)^{-1})}{\left(\sum_{i=1}^d w_i \hat{\pi}(x_i)^{-1} \right)^2}.$$

Consider the case where there is a predicate $\hat{\pi}(x_i) = 0$ with $w_i > 0$. Then the partial derivative of all other predicates $\hat{\pi}(x_j)$ is zero, as the reciprocal $\hat{\pi}(x_i)^{-1}$ is in the denominator and $\lim_{x_i \rightarrow 0} \hat{\pi}(x_i)^{-1} = \infty$. Similar, with respect to the weights w_i , the derivative is zero, as the squared reciprocal in the denominator dominates the term. This is a significant issue, as with increasingly crisp predicates $\hat{\pi}(x_i) \rightarrow 0$, the gradient vanishes if the rule has an inactive predicate.

We solve this issue by relaxing the requirements of the soft conjunction. That is, we allow a slack of ϵ when $\exists \hat{\pi}(x_i) = 0$. Hence, we do not require the conjunction to take a value of zero but only $\hat{a}(\mathbf{x}) \leq \epsilon$ instead. To this end, we modify the reciprocal and resulting logical conjunction using a weight dependent constant η as

$$\eta = \frac{\epsilon}{\sum_{i=1}^d w_i}, \quad \hat{a}(\mathbf{x}) = \frac{\sum_{i=1}^d w_i}{\sum_{i=1}^d w_i \frac{1+\eta}{\hat{\pi}(x_i)+\eta}}.$$

With this relaxed formulation, we now obtain gradients that do not vanish once a predicate is inactive. We show in Appendix A.3 that in the limit for all inactive predicates $\forall i : \hat{\pi}(x_i) = 0$ the partial derivatives with respect to the predicates $\frac{\partial \hat{a}(\mathbf{x})}{\partial \hat{\pi}(x_j)} \approx \frac{w_j}{\sum_{i=1}^d w_i}$ are still non-zero, whereas the $\frac{\partial \hat{a}(\mathbf{x})}{\partial w_j} > 0$ if there is at least one active predicate $\hat{\pi}(x_i) > 0$ with $w_i > 0$. That is, the gradient does not vanish anymore if a rule contains an inactive predicate. Intuitively, the weight-dependent constant η automatically adjusts the amount of slack such that when the rule is mostly inactive, i.e. most w_i are small, the slack is increased and the gradient flow in this rule increases. While if a rule is mostly active, the slack is decreased and the gradient is not influenced by η . We perform an ablation in Section 5.2, where we observe that using the relaxed conjunction instead of its unbounded counterpart $\hat{a}(\mathbf{x}) \leq \epsilon$ improves the average F_1 score by **1.7x** and in some cases even by **4x**.

Differentiable Rule. With the predicates and the logical conjunction in place, the rule antecedent

$$\lim_{t_\pi \rightarrow 0} \hat{a}(\mathbf{x}) = \begin{cases} 1 & \text{if } \forall i : w_i = 0 \vee \hat{\pi}(x_i) = 1 \\ 0 & \text{else} \end{cases}$$

can be flexibly learned. As the rule consequent, which is the “then . . .” part of a rule, we use a logit vector $c \in \mathbb{R}^l$ in the classification setting with l classes. A singular rule is then defined as

$$\text{if } \hat{a}(\mathbf{x}) = 1 \text{ then } \arg \max_l c, \text{ else } \dots$$

The “else” case in a rule list is handled by a subsequent rule, the mechanism of which we will discuss in the following section.

3.2 SOFT RULE LISTS

A rule list consists of a set of k rule tuples $\{(a_j, c_j, p_j)\}_{j=1}^k$, made up of an antecedent $a_j : \mathcal{X} \rightarrow \{0, 1\}$, a consequent $c_j \in \mathbb{R}^l$ and a unique priority $p_j \in \mathbb{R}^+$. A sample is classified using the prediction of the rule with highest priority and active antecedent, i.e.

$$\begin{aligned} rl(\mathbf{x}) &= c_j \\ \text{s.t. } a_j(\mathbf{x}) &= 1 \wedge \forall i \neq j : a_i(\mathbf{x}) = 0 \vee p_j > p_i . \end{aligned} \quad (2)$$

To allow for continuous optimization, we reformulate the $rl(\mathbf{x})$ as a linear combination of consequents c_j . That is, we combine the antecedent a_j and priority p_j into the *active priority* a_j^p as

$$a_j^p(\mathbf{x}) = a_j(\mathbf{x}) \cdot p_j .$$

The arg max indicator $I_j(\mathbf{x}) = [j = \arg \max \mathbf{a}^p(\mathbf{x})]$ of the active priority vector \mathbf{a}^p indicates with which rule the prediction is to be made. Hence, we can re-write the rule list simply as $rl(\mathbf{x}) = \sum_{j=1}^k I_j(\mathbf{x})c_j$. The main difference between a boosted rule set and a rule list is the constraint that only one rule can be active per sample, which is the arg max of the active priority. Rule sets are more flexible but also less interpretable as 2^k combinations of rules have to be interpreted.

Continuous Relaxation. To learn a rule list, we initially relax the constraint to $\sum_{j=1}^k \hat{I}_j(\mathbf{x}) = 1$ and hence allow multiple rules to contribute, weighted by their active priority a_j^p . To this end, we use the *Gumbel-Softmax* (Jang et al., 2017b), which is a variant of the reparameterization trick and provides a differentiable approximation to the argmax function. Given the active priority \mathbf{a}^p and a temperature t_{rl} , the Gumbel-Softmax is defined as

$$\hat{I}_j(\mathbf{x}; t_{rl}) = \text{softmax} \left(\frac{\mathbf{a}^p + \mathbf{g}}{t_{rl}} \right) ,$$

where $\mathbf{g} \in \mathbb{R}^k$ is random noise sampled from the Gumbel distribution. The Gumbel-Softmax approach interpolates between the strict one-hot encoding of a rule list and a linear combination weighted by the rule priorities. In particular, in the limit $t_{rl} \rightarrow 0$, the Gumbel-Softmax converges to the arg max function. Thus, the soft rule list is given by

$$\hat{rl}(\mathbf{x}) = \sum_{j=1}^k c_j \cdot \hat{I}_j(\mathbf{x}) .$$

We plot the impact of the relaxation with regard to different temperatures t_{rl} in Figure 4. We start training with a positive temperature $t_{rl} = 0.5$, where the rule with highest active priority has on average 0.75 of the weight, whilst the other rules contribute the remaining 0.25. We continuously decrease the temperature t_{rl} towards zero, so that in the end the indicator \hat{I}_j of the actual rule dominates with a weight of 0.99. With an appropriate annealing schedule NEURULES starts training using a relaxed rule list, which it can optimize, and continuously moves towards a strict rule list.

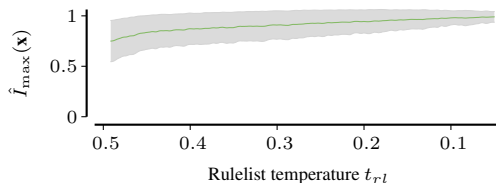


Figure 4: Weight of highest priority rule $\hat{I}_{\max}(\mathbf{x})$ during training with decreasing temperature t_{rl} . The grey corresponds to the variance.

3.3 ENTIRE ARCHITECTURE

Our model takes as input any real-valued feature vector $\mathbf{x} \in \mathbb{R}^d$, where we first one-hot encode the categorical features into binary features. For any instantiation of our model, the number of rules k and the number of classes l is fixed beforehand. We show the resulting architecture in Figure 2.

First, NEURULES discretizes the input features into $j \in \{1, \dots, k\}$ sets of d predicates such as “18 < Age < 30” or “Diabetes = True”. Each set of predicates is then composed into the antecedent of rule j , using the respective weights $\mathbf{w}_j \in \mathbb{R}^d$. The activation vector $\hat{\mathbf{a}} \in [0, 1]^k$ represents the activation of rules such as “if Age < 30 \wedge Diabetes = True”.

Next, NEURULES computes the active priority $a_j^p = \mathbf{r} \circ \mathbf{p}$ and passes it through the Gumbel-Softmax function to obtain the approximate arg max of the rule list $\hat{\mathbf{I}}$. The prediction $rl(\mathbf{x})$ is computed by taking the weighted sum of consequents $rl(\mathbf{x}) = \sum_{j=1}^k \hat{I}_j \cdot c_j$.

3.4 OBJECTIVE

Lastly, we turn to the learning setup. We train NEURULES in a standard supervised learning setting given an arbitrary loss function ℓ and a sample of the data distribution $P_{X,Y}$. In the following, we use the cross-entropy loss for binary classification tasks, i.e. $\ell(rl(\mathbf{x}; \Theta), y) = -y \log(rl(\mathbf{x}; \Theta)) - (1 - y) \log(1 - rl(\mathbf{x}; \Theta))$, though in principle any differentiable loss function ℓ can be used.

Minimum-Support Besides the chosen loss function, we propose a regularization term to ensure that each rule represents a non-trivial amount of points. That is, akin to the minimum support requirement in classical rule lists or decision trees, we penalize rules that are never used or used too often. To this end, we add a regularization term based off the rule usage indicator $\hat{I}_j(\mathbf{x}_i)$. We compute the coverage, i.e. the fraction of points where each individual rules is active, over the training set $\{x_i\}_{i=1}^n$ as $cov_j = \frac{1}{n} \sum_{i=1}^n \hat{I}_j(\mathbf{x}_i)$. The support regularizer is then given by

$$\mathcal{R}(\Theta) = \frac{1}{k} \sum_{j=1}^k \max(0, cov_{\min} - cov_j)^2 + \max(0, cov_j - cov_{\max})^2,$$

where cov_{\min} and cov_{\max} are user-specified minimum and maximum supports. We weight the regularization term using a hyperparameter λ . The overall objective given a training set $\{(\mathbf{x}_i, y_i)\}_{i=1}^n$ is then to optimize the rule list parameters $\Theta = (\beta_1, \alpha_1, \dots, \beta_k, \alpha_k, \mathbf{w}_1, \dots, \mathbf{w}_k, \mathbf{p})$ as

$$\arg \min_{\Theta} \frac{1}{n} \sum_{i=1}^n \ell(rl(\mathbf{x}_i; \Theta), y_i) + \lambda \mathcal{R}(\Theta).$$

4 RELATED WORK

Rule lists were introduced in the early 90s (Cohen, 1995) and have since been used in various applications, such as healthcare (Deo, 2015), criminal justice (Angelino et al., 2018), and credit risk evaluation (Bhatore et al., 2020). Similarly, decision trees (Breiman, 2017), which can also be easily transformed into rules by tracing the path from the root to the leaf, have also been widely used in practice. The approaches use greedy combinatorial optimization to find the best rule set. Instead of relying on the greedy growing of the model, Wang et al. (2017); Yang et al. (2017) propose Bayesian rule lists, a probabilistic model, where the complexity of the model is controlled by a prior, which is specified by the user. In practice, these priors result in short rule lists but can harm the performance if misspecified. To automate the trade-off between complexity and accuracy, Proenca & van Leeuwen (2020); Papagianni & van Leeuwen (2023) propose an MDL-based approach, which uses an MDL-score for model selection. In practice, this results in more accurate and concise rule lists compared to previous approaches. There are also approaches that attempt to find optimal rule lists (Angelino et al., 2018; Aivodji et al., 2022). Due to the expensive combinatorial optimization, exact methods are not applicable beyond trivially sized datasets and have to severely restrict the search space in terms of rule size, feature quantization and number of rules.

Instead of using combinatorial optimization, neuro-symbolic approaches have been proposed to learn rule classifiers. Qiao et al. (2021) proposes the first approach to learn rule sets in an end-to-end scheme. They formulate a novel neural architecture that uses continuous relaxations of logical operators. After training, the rules are extracted from the network. This is extended by Wang et al. (2021) to a deeper architecture that allows to learn more complicated rules; however, this often results in worse interpretability. Walter et al. (2024) propose to learn rules for binary data that are not only predictive but also descriptive, which improves explainability but reduces accuracy. Dierckx et al. (2023) extend the approach of Qiao et al. (2021) by introducing a hierarchy among the rules, allowing to learn rule lists. Although these methods resolve the scalability issue, they still rely on pre-discretization of the features, similar to the combinatorial approaches. In contrast, NEURULES learns discretizations on the fly while being highly scalable and accurate.

	NEURULES	RLNET	RRL	DRNET	GREEDY	CLASSY	CORELS	SBRL	XGBOOST
Adult	0.80 ± 0.01	0.76 ± 0.01	0.77 ± 0.03	0.78 ± 0.01	0.75 ± 0.0	0.81 ± 0.0	0.80 ± 0.0	0.67 ± 0.02	0.79 ± 0.01
Android Malware	0.92 ± 0.0	0.95 ± 0.01	0.92 ± 0.03	0.95 ± 0.01	0.86 ± 0.0	0.94 ± 0.0	0.33 ± 0.01	<i>n/a</i>	0.96 ± 0.0
COMPAS	0.66 ± 0.01	0.65 ± 0.02	0.59 ± 0.02	0.61 ± 0.02	0.66 ± 0.02	0.67 ± 0.02	0.65 ± 0.01	0.32 ± 0.01	0.68 ± 0.01
Covid ICU	0.62 ± 0.03	0.60 ± 0.05	0.63 ± 0.03	0.48 ± 0.07	0.63 ± 0.02	0.60 ± 0.06	0.61 ± 0.03	0.38 ± 0.03	0.64 ± 0.02
Credit Card	0.79 ± 0.01	0.77 ± 0.02	0.75 ± 0.05	0.75 ± 0.02	0.79 ± 0.01	0.79 ± 0.01	0.79 ± 0.0	0.54 ± 0.03	0.68 ± 0.0
German Credit	0.72 ± 0.03	0.71 ± 0.04	0.71 ± 0.03	0.15 ± 0.02	0.67 ± 0.04	0.67 ± 0.06	0.61 ± 0.04	0.58 ± 0.03	0.68 ± 0.02
Credit Screening	0.86 ± 0.02	0.84 ± 0.02	0.82 ± 0.03	0.43 ± 0.04	0.86 ± 0.02	0.85 ± 0.02	0.74 ± 0.04	0.86 ± 0.02	0.84 ± 0.02
Diabetes	0.73 ± 0.02	0.70 ± 0.03	0.73 ± 0.07	0.44 ± 0.14	0.71 ± 0.04	0.70 ± 0.04	0.70 ± 0.03	0.52 ± 0.13	0.71 ± 0.03
Electricity	0.75 ± 0.0	0.69 ± 0.03	0.63 ± 0.09	0.61 ± 0.01	0.75 ± 0.0	0.59 ± 0.01	0.70 ± 0.01	0.47 ± 0.03	0.83 ± 0.0
FICO	0.70 ± 0.01	0.67 ± 0.02	0.64 ± 0.03	0.63 ± 0.03	0.69 ± 0.01	0.67 ± 0.02	0.63 ± 0.02	0.36 ± 0.01	0.71 ± 0.01
Heart Disease	0.78 ± 0.04	0.74 ± 0.02	0.72 ± 0.04	0.51 ± 0.1	0.71 ± 0.05	0.77 ± 0.09	0.68 ± 0.05	0.56 ± 0.21	0.78 ± 0.09
Hepatitis	0.79 ± 0.06	0.77 ± 0.07	0.78 ± 0.08	0.18 ± 0.04	0.73 ± 0.08	0.74 ± 0.07	0.82 ± 0.04	0.70 ± 0.07	0.70 ± 0.07
Juvenile	0.88 ± 0.02	0.87 ± 0.01	0.88 ± 0.01	0.89 ± 0.01	0.83 ± 0.04	0.88 ± 0.01	0.80 ± 0.02	<i>n/a</i>	0.74 ± 0.03
Magic	0.79 ± 0.01	0.77 ± 0.01	0.72 ± 0.03	0.77 ± 0.03	0.75 ± 0.01	0.74 ± 0.01	0.72 ± 0.01	0.55 ± 0.06	0.85 ± 0.0
Phishing	0.91 ± 0.01	0.93 ± 0.0	0.83 ± 0.06	0.94 ± 0.0	0.89 ± 0.0	0.92 ± 0.01	0.27 ± 0.01	0.87 ± 0.02	0.95 ± 0.0
Phoneme	0.79 ± 0.02	0.71 ± 0.01	0.72 ± 0.03	0.69 ± 0.02	0.76 ± 0.01	0.79 ± 0.02	0.74 ± 0.01	0.71 ± 0.04	0.85 ± 0.01
QSAR	0.81 ± 0.03	0.83 ± 0.02	0.80 ± 0.01	0.52 ± 0.02	0.74 ± 0.03	0.82 ± 0.03	0.72 ± 0.01	0.72 ± 0.02	0.84 ± 0.02
Ring	0.92 ± 0.02	0.81 ± 0.01	0.83 ± 0.04	0.33 ± 0.02	0.56 ± 0.02	0.65 ± 0.03	0.63 ± 0.02	0.68 ± 0.02	0.94 ± 0.0
Titanic	0.77 ± 0.02	0.74 ± 0.03	0.69 ± 0.06	0.45 ± 0.09	0.78 ± 0.02	0.77 ± 0.02	0.66 ± 0.04	0.16 ± 0.02	0.76 ± 0.03
Tokyo	0.91 ± 0.03	0.91 ± 0.02	0.91 ± 0.01	0.25 ± 0.09	0.88 ± 0.01	0.92 ± 0.02	0.87 ± 0.03	0.92 ± 0.01	0.92 ± 0.02
Rank	2.30	3.90	4.50	6.00	3.95	3.50	5.10	6.61	<i>n/a</i>

Table 1: Comparison of different rule list methods on 20 real world datasets. Each rule list is set to (maximum) length 10. We report the F_1 score under 5-fold cross validation. NEURULES is consistently the best or close to the best performing method.

5 EXPERIMENTS

We compare NEURULES against optimal rule lists (CORELS, Angelino et al. 2018), scalable Bayesian rule lists (SBRL, Yang et al. 2017), MDL-based rule lists (CLASSY, Proenca & van Leeuwen 2020), greedily learned rule lists from decision trees (GREEDY), as well the neural rule lists (RLNET, Dierckx et al. 2023). Additionally, we compare with two neuro-symbolic rule set methods, namely RRL (Wang et al. 2021) and DRNET (Qiao et al. 2021), and provide a benchmark in form of XGBOOST. We provide the source code in the Supplementary Material.

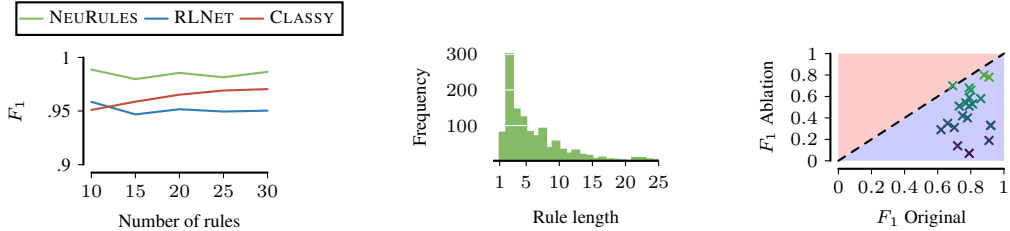
5.1 REAL WORLD

We begin with a comprehensive comparison on 20 real world datasets from domains such as medicine, finance, and criminal justice for binary classification. Key statistics for each dataset can be found in the Appendix B. For all methods, we grid search the best hyperparameter set using 5 separate hold-out-datasets and use the best configuration for all datasets (provided in Appendix C). To simulate real world conditions, in which interpretability is paramount, we limit each method to a budget of $\{10, 15, \dots, 30\}$ rules. We report the F_1 score weighted by class frequency, averaged over 5-fold cross validation for 10 rules in Table 1, and show the trend for increasing budget in Figure 5a. Experiments that timed out after 24 hours are indicated by *n/a*.

Overall. Across all datasets, the neural RLNET and RRL and the heuristic CLASSY and GREEDY are closely matched, achieving an average rank between 3.5 – 4.5 out of 8 methods, while the exact methods CORELS and SBRL performance is subpar. In contrast, NEURULES performance stands out, achieving an average rank of **2.30**. Across all datasets, NEURULES is either the best or close to the best performing method, which shows the robustness of our method across different domains. The accuracy score, provided in Appendix D, paints a similar picture with NEURULES ranking first.

Rule List Length. We plot the average F_1 score, normalized by the dataset maximum, under an increasing number of rules in Figure 5a. NEURULES remains the best performing method for both short and long rule lists, where for short rule lists GREEDY is closest but deteriorates with more rules, whereas CLASSY is subpar for short rule lists but comes closer with more rules.

We further analyze the length of individual rules learned by NEURULES, i.e. the number of predicates, in Figure 5b. Over this diverse set of datasets, we see that the trend follows a power-law distribution, with a peak at 2 predicates. That is, most rules are simple and some are more complex. Whilst the majority of rules stays below 10 predicates, NEURULES is able to learn rules with up to 25 predicates, which is a testament to its flexibility. This stands in stark contrast to CORELS, SBRL and CLASSY, who are limited to a fixed number of predicates per rule.



(a) Relative F_1 -score under increasing number of rules. (b) Distribution of NEURULES rule lengths across all datasets. (c) Ablation: F_1 score with vs without relaxed conjunction.

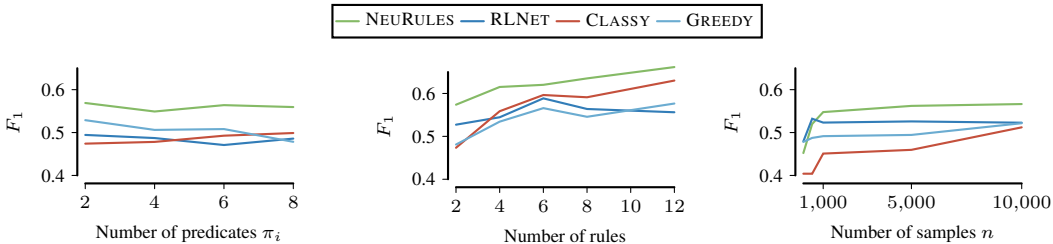
Figure 5: NEURULES is accurate for both short and long rule lists (a). The lengths of the learned rules follow a power law (b), and consist of mostly succinct and some detailed rules. Using the relaxed conjunction $\hat{a}(\mathbf{x}) \leq \epsilon$ is always better (blue area) and improves the F_1 score on average by 0.3 (c).

Ring dataset. Amongst all datasets, NEURULES performs particularly well on the Ring dataset, where it outperforms the next best method by 0.13 F_1 points. Upon closer inspection, the Ring dataset uniqueness lies in its exclusively continuous features, making it an ideal benchmark to evaluate the impact of continuous feature handling. Here, the ability of NEURULES to learn exact thresholds becomes a significant competitive edge. For applications in medicine, where continuous biomarkers such as blood pressure or cholesterol levels are often key indicators, NEURULES could potentially improve the accuracy of rule lists whilst maintaining full interpretability. To more closely investigate under which conditions methods benefit/struggle, we turn to controlled conditions with with known ground truth using synthetic data.

5.2 SYNTHETIC DATA

Lastly, we compare the best performing rule list models under different challenging settings. We sample d independent, uniform feature variables $X_i \sim \mathcal{U}(0, 1)$. We generate k rules of 2 – 8 predicates $\pi(x_i) = \alpha_i < x_i < \beta_i$ with random thresholds, and make them predictive of class $Y = 0$ or $Y = 1$. By sorting them in a random order, we obtain a rule list $Y = rl(X)$, where if no rule applies Y is random noise which we model as a Bernoulli variable with equal probability (see Appendix E for full details).

Rule Complexity. We begin by varying rule complexity through increasing the number of predicates π_i per rule. We report the F_1 score in Figure 6a. Overall, NEURULES is consistently the best performing method. In particular, NEURULES is the only method that does not require pre-discretization of the features and can learn the thresholds of the predicates exactly. Especially for the most complex rules with 8 predicates, NEURULES holds the biggest advantage over the other methods. Here, exact thresholding is crucial, as inaccuracies over multiple dimensions compound and limit the obtainable F_1 score with pre-discretized features.



(a) Increasing number of predicates. (b) Increasing number rules k . (c) Increasing number of samples.

Figure 6: F_1 score of a synthetic rule list. NEURULES is performant for complex rules (a), rule lists with few and many rules (b) and scales well with a large number of samples (c).

Number of Rules. Next, we increase the number of rules k sampled in a rule list, whilst keeping each rule fixed at 2 predicates. We report the F_1 score in Figure 6b. NEURULES maintains a consistent advantage over its competition in both the low and high rule list regime.

Sample Complexity. Lastly we examine the sample complexity of each method, reported in Figure 6c. For 100 sampled datapoints, all methods are closely matched. NEURULES gradient based optimization continuously improves as the number of samples increases, whilst RLNET and GREEDY improvement caps out at 1000 samples. In the high sample regime of 10,000 samples, NEURULES holds the biggest advantage over the other methods.

The synthetic experiments further highlight the advantage of fully flexible thresholding, especially for complex rules, and show that NEURULES scales well with the number of samples and rules. Therefore, in real world applications where the majority of features are continuous and with many samples, NEURULES can offer a competitive edge over existing alternatives.

Ablation Study. Finally, we perform an ablation to assess the efficacy of the relaxed conjunction $\hat{a}(\mathbf{x}) \leq \epsilon$. To this end, we re-run NEURULES on all datasets without this adjustment, i.e. with $\epsilon = 0$, and plot the difference to the original F_1 score in Figure 5c. We observe that on most datasets the relaxed conjunction outperforms the strict conjunction by a large margin, and on average by 0.3 F_1 points. The strict conjunction is not superior on any dataset to the relaxed conjunction. The extent of improvement stresses the importance of non-vanishing gradients and highlights the contribution of relaxing the logical conjunction by NEURULES.

6 CONCLUSION

We propose NEURULES, a differentiable relaxation of the rule list learning problem that converges to a strict rule list through temperature annealing. NEURULES learns both the discretizations of individual features, and how to compile these features into conjunctive rules without any pre-processing or restrictions. We also learn the rule-order differentially by introducing a priority score that determines the ordering. NEURULES is able to learn rules of any complexity using specifically optimized predicates and order them in a way that maximizes the predictive performance of the model. As a result, we obtain both highly interpretable, but also accurate rule lists that can assist decision making in a wide range of applications. We demonstrated the effectiveness of NEURULES in extensive real-world and synthetic experiments. We show that NEURULES consistently outperforms both combinatorial and neuro-symbolic methods on a variety of datasets.

6.1 LIMITATIONS

Whilst NEURULES is a powerful tool for interpretable rule learning, it is not without limitations. First and foremost, the rules that NEURULES learns do not allow to draw any causal conclusions about the data generating process without any further assumptions. Thus, they should only be used to assist in decision making and not as a substitute for domain knowledge. Compared to CORELS, we can not give any optimality guarantees on the learned rule list within the search space, but explore a much larger search space that leads to empirically better results.

The number of rules in a NEURULES rule list is fixed and must be set beforehand. In addition, there are hyperparameters and temperature schedules that need to be set. Whilst we have observed a degree of robustness to these hyperparameters, they require tuning for optimal performance. Lastly, the current rule language is limited to logical conjunctions of thresholded features. Adding disjunctions and more complex logical predicates would be a natural extension of the current work and is something we plan to explore in the future.

6.2 FUTURE WORK

In addition to the expansion of the rule language, there are several other directions in which NEURULES could be extended. For example, the current rule list model is only designed for binary classification tasks, hence to extend it to multi-class classification, is crucial for a wider range of applications. In that context, we also plan to derive a propensity score from the rule list model

for conformal prediction. Extending NEURULES to regression tasks opens up a wide range of new applications to benefit from interpretable rule lists. Another exciting direction of future work is the adaptation of NEURULES to structured data, such as images or graphs. With appropriate predicate functions that extract meaningful concepts in those domains, rule list models could be used as more interpretable and accountable deep learning models.

REFERENCES

- U. Aivodji, Julien Ferry, Sebastien Gambs, Marie-Jose Huguet, Mohamed, and Siala. Leveraging integer linear programming to learn optimal fair rule lists. In *Integration of AI and OR Techniques in Constraint Programming*, 2022.
- Elaine Angelino, Nicholas Larus-Stone, Daniel Alabi, Margo Seltzer, and Cynthia Rudin. Learning certifiably optimal rule lists for categorical data. *Journal of Machine Learning Research*, 18(234): 1–78, 2018.
- Siddharth Bhatore, Lalit Mohan, and Y Raghu Reddy. Machine learning techniques for credit risk evaluation: a systematic literature review. *Journal of Banking and Financial Technology*, 4(1): 111–138, 2020.
- Leo Breiman. *Classification and regression trees*. Routledge, 2017.
- William W Cohen. Fast effective rule induction. In *Machine learning proceedings 1995*, pp. 115–123. Elsevier, 1995.
- Rahul C Deo. Machine learning in medicine. *Circulation*, 132(20):1920–1930, 2015.
- Robert Detrano, Andras Janosi, Walter Steinbrunn, Matthias Pfisterer, Johann-Jakob Schmid, Sarbjit Sandhu, Kern H Guppy, Stella Lee, and Victor Froelicher. International application of a new probability algorithm for the diagnosis of coronary artery disease. *The American journal of cardiology*, 64(5):304–310, 1989.
- Lucile Dierckx, Rosana Veroneze, and Siegfried Nijssen. RI-net: Interpretable rule learning with neural networks. In *Pacific-Asia Conference on Knowledge Discovery and Data Mining*, pp. 95–107. Springer, 2023.
- Alicja Gosiewska and Przemyslaw Biecek. Do not trust additive explanations. *arXiv preprint arXiv:1903.11420*, 2019.
- Eric Jang, Shixiang Gu, and Ben Poole. Categorical reparameterization with gumbel-softmax. In *International Conference on Learning Representations*, 2017a.
- Eric Jang, Shixiang Gu, and Ben Poole. Categorical reparameterization with gumble-softmax. In *International Conference on Learning Representations (ICLR 2017)*, 2017b.
- Jon Kleinberg, Himabindu Lakkaraju, Jure Leskovec, Jens Ludwig, and Sendhil Mullainathan. Human decisions and machine predictions. *The quarterly journal of economics*, 133(1):237–293, 2018.
- Himabindu Lakkaraju and Cynthia Rudin. Learning cost-effective and interpretable treatment regimes. In *Artificial intelligence and statistics*, pp. 166–175. PMLR, 2017.
- Benjamin Letham, Cynthia Rudin, Tyler H McCormick, and David Madigan. Interpretable classifiers using rules and bayesian analysis: Building a better stroke prediction model. 2015.
- Ioanna Papagianni and Matthijs van Leeuwen. Discovering rule lists with preferred variables. In *International Symposium on Intelligent Data Analysis*, pp. 340–352. Springer, 2023.
- Hugo M Proenca and Matthijs van Leeuwen. Interpretable multiclass classification by mdl-based rule lists. *Information Sciences*, 512:1372–1393, 2020.
- Litao Qiao, Weijia Wang, and Bill Lin. Learning accurate and interpretable decision rule sets from neural networks. In *Proceedings of the AAAI Conference on Artificial Intelligence*, volume 35, pp. 4303–4311, 2021.

- Cynthia Rudin. Stop explaining black box machine learning models for high stakes decisions and use interpretable models instead. *Nature machine intelligence*, 1(5):206–215, 2019.
- Nils Philipp Walter, Jonas Fischer, and Jilles Vreeken. Finding interpretable class-specific patterns through efficient neural search. In *Proceedings of the 38th Annual AAAI Conference on Artificial Intelligence*. AAAI, 2024.
- Tong Wang, Cynthia Rudin, Finale Doshi-Velez, Yimin Liu, Erica Klampfl, and Perry MacNeille. A bayesian framework for learning rule sets for interpretable classification. *Journal of Machine Learning Research*, 18(70):1–37, 2017.
- Zhuo Wang, Wei Zhang, Ning Liu, and Jianyong Wang. Scalable rule-based representation learning for interpretable classification. *Advances in Neural Information Processing Systems*, 34:30479–30491, 2021.
- Sascha Xu, Nils Philipp Walter, Janis Kalofolias, and Jilles Vreeken. Learning exceptional subgroups by end-to-end maximizing kl-divergence. In *Forty-first International Conference on Machine Learning*, 2024.
- Hongyu Yang, Cynthia Rudin, and Margo Seltzer. Scalable bayesian rule lists. In *International conference on machine learning*, pp. 3921–3930. PMLR, 2017.
- Yongxin Yang, Irene Garcia Morillo, and Timothy M Hospedales. Deep neural decision trees. *arXiv preprint arXiv:1806.06988*, 2018.

A CONVERGENCE OF CONTINUOUS RELAXATIONS

We show that our continuous relaxations for predicate, logical conjunction and rule list converge to their discrete counterparts.

A.1 PREDICATE.

The soft predicate for a single feature x_i is defined as

$$\hat{\pi}(x_i; \alpha, \beta, t_\pi) = \frac{e^{\frac{1}{t_\pi}(2x_i - \alpha_i)}}{e^{\frac{1}{t_\pi}x_i} + e^{\frac{1}{t_\pi}(2x_i - \alpha_i)} + e^{\frac{1}{t_\pi}(3x_i - \alpha_i - \beta_i)}}.$$

We now show that the soft predicate converges to the hard predicate as $t_\pi \rightarrow 0$, which is defined as

$$\pi(x_i; \alpha, \beta) = \begin{cases} 1 & \text{if } x_i \in [\alpha_i, \beta_i] \\ 0 & \text{otherwise} \end{cases}.$$

Proof: Let us denote as the first logit $a = x_i$, the second logit $b = 2x_i - \alpha_i$ and the third logit $c = 3x_i - \alpha_i - \beta_i$.

$$\begin{aligned} & \frac{e^{\frac{1}{t_\pi}b}}{e^{\frac{1}{t_\pi}a} + e^{\frac{1}{t_\pi}b} + e^{\frac{1}{t_\pi}c}} \\ &= \frac{1}{(e^{\frac{1}{t_\pi}a} + e^{\frac{1}{t_\pi}b} + e^{\frac{1}{t_\pi}c}) \cdot e^{-\frac{1}{t_\pi}b}} \\ &= \frac{1}{e^{\frac{1}{t_\pi}(a-b)} + e^{\frac{1}{t_\pi}(b-b)} + e^{\frac{1}{t_\pi}(c-b)}} \\ &= \frac{1}{e^{\frac{1}{t_\pi}(a-b)} + 1 + e^{\frac{1}{t_\pi}(c-b)}}. \end{aligned}$$

Consider the following four cases:

1. $x_i < \alpha_i$: Then

$$b = 2x_i - \alpha_i > 2x_i - x_i = x_i = a,$$

and as then $x_i < \beta_i$, i.e. it is less than the upper bound,

$$b = 2x_i - \alpha_i > 3x_i - \alpha_i - \beta_i = c.$$

Thus $a - b > 0$ and $c - b < 0$, so that in the denominator it holds that in the limit

$$\lim_{t_\pi \rightarrow 0} \frac{1}{e^{\frac{1}{t_\pi}(a-b)} + 1 + e^{\frac{1}{t_\pi}(c-b)}} = \frac{1}{e^\infty + 1 + e^{-\infty}} = 0.$$

2. $\alpha_i < x_i < \beta_i$: Then

$$b = 2x_i - \alpha_i > 2x_i - x_i > x_i > a,$$

and as then $x_i \geq \alpha_i$, i.e. it is greater than the lower bound,

$$c = 3x_i - \alpha_i - \beta_i < 3x_i - \alpha_i - x_i < 2x_i - \alpha_i = b.$$

Thus $a - b \leq 0$ and $c - b \leq 0$, so that in the denominator it holds that in the limit

$$\lim_{t_\pi \rightarrow 0} \frac{1}{e^{\frac{1}{t_\pi}(a-b)} + 1 + e^{\frac{1}{t_\pi}(c-b)}} = \frac{1}{e^{-\infty} + 1 + e^{-\infty}} = 1.$$

3. $x_i = \alpha$ or $x_i = \beta$: Then either $a - b = 0$ and $c - b < 0$, or $a - b > 0$ and $c - b = 0$, so that in the limit

$$\lim_{t_\pi \rightarrow 0} \frac{1}{e^{\frac{1}{t_\pi}(a-b)} + 1 + e^{\frac{1}{t_\pi}(c-b)}} = \frac{1}{1 + 1 + e^{-\infty}} = 1/2.$$

To obtain the desired behavior at the boundaries, i.e. $\hat{\pi}(x_i) = 1$ or $\hat{\pi}(x_i) = 0$, the output must thus be either ceiled or floored.

□

A.2 LOGICAL CONJUNCTION.

The soft logical conjunction for a set of predicates $\hat{\pi}(x_i)$ is defined as

$$\hat{\alpha}(\mathbf{x}) = \frac{\sum_{i=1}^d w_i}{\sum_{i=1}^d w_i \hat{\pi}(x_i)^{-1}}.$$

Given a set of non-negative weights $\mathbf{w} \in [0, \infty)^d$, with at least one weight being positive, the soft logical conjunction takes values in $[0, 1]$ given d predicates $\hat{\pi}(x_i) \in [0, 1]$.

Proof: *The domain of the reciprocal is $\hat{\pi}(x_i)^{-1} \in [1, \infty)$. Hence, it holds that all $\forall i \in [d] : w_i \hat{\pi}(x_i)^{-1} \geq w_i > 0$ and thus for their sum $\sum_{i=1}^d w_i \hat{\pi}(x_i)^{-1} \geq \sum_{i=1}^d w_i > 0$. Then the soft logical conjunction is bounded by*

$$0 \leq \sum_{i=1}^d \frac{1}{w_i \hat{\pi}(x_i)^{-1}} \leq \frac{\sum_{i=1}^d w_i}{\sum_{i=1}^d w_i \hat{\pi}(x_i)^{-1}} = \hat{\alpha}(\mathbf{x}) \leq 1.$$

In particular, $\hat{\alpha}(\mathbf{x}) = 1$ if $\forall i, w_i > 0 : \hat{\pi}(x_i) = 1$, as then it holds that $\hat{\pi}(x_i)^{-1} = 1$ and $\sum_{i=1}^d w_i \hat{\pi}(x_i)^{-1} = \sum_{i=1}^d w_i$. On the other hand, $\hat{\alpha}(\mathbf{x}) = 0$ if there exists an index i where $w_i > 0$ and $\hat{\pi}(x_i)^{-1} = \infty \leftrightarrow \hat{\pi}(x_i) = 0$. \square

Let us now consider the limit $t_\pi \rightarrow 0$. Then, it holds that $\hat{\pi}(x_i) \in \{0, 1\}$ for all i . In that case $\hat{\alpha}(\mathbf{x}) \in \{0, 1\}$, as either all $\forall i : \hat{\pi}(x_i) = 1 \vee w_i = 0 \implies \hat{\alpha}(\mathbf{x}) = 1$, or $\exists i : w > 0 \wedge \hat{\pi}(x_i) = 0 \implies \hat{\alpha}(\mathbf{x}) = 0$, i.e. it corresponds to the logical conjunction of the predicates.

A.3 RELAXED CONJUNCTION

The relaxed conjunction $\hat{\alpha}(\mathbf{x})$ is defined as

$$\eta = \frac{\epsilon}{\sum_{i=1}^d w_i}, \quad \hat{\alpha}(\mathbf{x}) = \frac{\sum_{i=1}^d w_i}{\sum_{i=1}^d w_i \frac{1+\eta}{\hat{\pi}(x_i)+\eta}}.$$

We first show that for $\hat{\pi}(x_j) = 0$ the resulting soft conjunction is upper bounded by ϵ .

Proof: *Let $\hat{\pi}(x_j) = 0$ and $w_j \geq 1$. Then the relaxed conjunction is*

$$\hat{\alpha}(\mathbf{x}) = \frac{\sum_{i=1}^d w_i}{\sum_{i \neq j} w_i \frac{1+\eta}{\hat{\pi}(x_i)+\eta} + w_j \frac{1+\eta}{\hat{\pi}(x_i)+\eta}}$$

$$\hat{\alpha}(\mathbf{x}) = \frac{\sum_{i=1}^d w_i}{\sum_{i \neq j} w_i \frac{1+\eta}{\hat{\pi}(x_i)+\eta} + w_j \frac{1+\eta}{\eta}}$$

Consider the maximum value of the denominator, i.e. $\hat{\pi}(x_i) = 1$ for all $i \neq j$. Then the denominator is lower bounded by

$$\sum_{i \neq j} w_i \frac{1+\eta}{\hat{\pi}(x_i)+\eta} + w_j \frac{1+\eta}{\eta} \geq \sum_{i \neq j} w_i \frac{1+\eta}{1+\eta} + w_j \frac{1+\eta}{\eta} = \sum_{i \neq j} w_i + w_j \frac{1+\eta}{\eta}.$$

Thus we have

$$\begin{aligned}
\hat{a}(\mathbf{x}) &\leq \frac{\sum_{i=1}^d w_i}{\sum_{i \neq j} w_i + w_j \frac{1+\eta}{\eta}} \\
&= \frac{\eta \sum_{i=1}^d w_i}{\eta \sum_{i \neq j} w_i + w_j (1+\eta)} \\
&= \frac{\eta \sum_{i=1}^d w_i}{\eta \sum_{i=1}^d w_i + w_j} \\
&= \frac{\frac{\epsilon}{\sum_{i=1}^d w_i} \sum_{i=1}^d w_i}{\frac{\epsilon}{\sum_{i=1}^d w_i} \sum_{i=1}^d w_i + w_j} \\
&= \frac{\epsilon}{\epsilon + w_j} \leq \epsilon.
\end{aligned}$$

□

Derivatives. To compute its derivatives, we will use the quotient rule for differentiation, i.e. $\frac{d}{dx} \frac{f(x)}{g(x)} = \frac{f'(x)g(x) - f(x)g'(x)}{g(x)^2}$, where

$$\begin{aligned}
f(\mathbf{x}, \mathbf{w}) &= \sum_{i=1}^d w_i, \quad \frac{\partial f}{\partial w_j} = 1, \quad \frac{\partial f}{\partial \hat{\pi}(x_j)} = 0 \\
g(\mathbf{x}, \mathbf{w}) &= \sum_{i=1}^d w_i \frac{1+\eta}{\hat{\pi}(x_i) + \eta}, \quad \frac{\partial g}{\partial w_j} = \frac{1+\eta}{\hat{\pi}(x_j) + \eta}, \quad \frac{\partial g}{\partial \hat{\pi}(x_j)} = -\frac{w_j(1+\eta)}{(\hat{\pi}(x_j) + \eta)^2}
\end{aligned}$$

Then, the partial derivative of the relaxed conjunction with respect to the predicate $\hat{\pi}(x_j)$ is

$$\begin{aligned}
\frac{\partial \hat{a}(\mathbf{x})}{\partial \hat{\pi}(x_j)} &= \frac{0(\sum_{i=1}^d w_i \frac{1+\eta}{\hat{\pi}(x_i) + \eta}) + (\sum_{i=1}^d w_i) \frac{w_j(1+\eta)}{(\hat{\pi}(x_j) + \eta)^2}}{\left(\sum_{i=1}^d w_i \frac{1+\eta}{\hat{\pi}(x_i) + \eta}\right)^2} \\
&= \frac{(\sum_{i=1}^d w_i) w_j (1+\eta)}{(\hat{\pi}(x_j) + \eta)^2 \left(\sum_{i=1}^d w_i \frac{1+\eta}{\hat{\pi}(x_i) + \eta}\right)^2}.
\end{aligned}$$

Let the predicate x_l be off, i.e. $\hat{\pi}(x_l) = 0$ and $w_l > 0$. Then the derivative for $\hat{\pi}(x_j)$ is

$$\lim_{\hat{\pi}(x_l) \rightarrow 0} \frac{\partial \hat{a}(\mathbf{x})}{\partial \hat{\pi}(x_j)} = \frac{(\sum_{i=1}^d w_i) w_j (1+\eta)}{(\hat{\pi}(x_j) + \eta)^2 \left(w_l \frac{1+\eta}{\eta} + \sum_{i \neq j} w_i \frac{1+\eta}{\hat{\pi}(x_i) + \eta}\right)^2}.$$

The term $w_l \frac{1+\eta}{\eta}$ is finite and positive, so that the gradient does not vanish if a predicate is off. In the worst case that all predicates are off, i.e. $\hat{\pi}(x_i) = 0$ for all i , the derivative is

$$\frac{(\sum_{i=1}^d w_i) w_j (1+\eta)}{\eta^2 \left(\sum_{i=1}^d w_i \frac{1+\eta}{\eta}\right)^2}$$

We note that $1 + \eta \approx 1$ for small η , so that approximately the gradient is

$$\frac{(\sum_{i=1}^d w_i) w_j}{\eta^2 \left(\sum_{i=1}^d w_i \frac{1}{\eta}\right)^2} = \frac{w_j}{\sum_{i=1}^d w_i}.$$

Next, we consider the derivative with respect to the weight w_j .

$$\begin{aligned} \frac{\partial \hat{a}(\mathbf{x})}{\partial w_j} &= \frac{1(\sum_{i=1}^d w_i \frac{1+\eta}{\hat{\pi}(x_i)+\eta}) - \frac{1+\eta}{\hat{\pi}(x_j)+\eta} (\sum_{i=1}^d w_i)}{\left(\sum_{i=1}^d w_i \frac{1+\eta}{\hat{\pi}(x_i)+\eta}\right)^2} \\ &= \frac{\sum_{i=1}^d w_i \left(\frac{1+\eta}{\hat{\pi}(x_i)+\eta} - \frac{1+\eta}{\hat{\pi}(x_j)+\eta}\right)}{\left(\sum_{i=1}^d w_i \frac{1+\eta}{\hat{\pi}(x_i)+\eta}\right)^2}. \end{aligned}$$

Let all predicates be off, i.e. $\hat{\pi}(x_i) = 0$ for all i except for one predicate $\hat{\pi}(x_l) > 0$ with $w_l > 0$. Then the derivative for w_j in the case of $l \neq j$ is

$$\frac{\partial \hat{a}(\mathbf{x})}{\partial w_j} = \frac{w_l \left(\frac{1+\eta}{\hat{\pi}(x_l)+\eta} - \frac{1+\eta}{\eta}\right)}{w_l \frac{1+\eta}{\hat{\pi}(x_l)+\eta} + \sum_{i \neq l}^d w_i \frac{1+\eta}{\eta}} > 0,$$

as the numerator the denominator are positive. In the case of $l = j$, the derivative is

$$\frac{\partial \hat{a}(\mathbf{x})}{\partial w_j} = \frac{\sum_{i \neq j} w_i \left(\frac{1+\eta}{\eta} - \frac{1+\eta}{\hat{\pi}(x_j)+\eta}\right)}{w_j \frac{1+\eta}{\hat{\pi}(x_j)+\eta} + \sum_{i \neq j}^d w_i \frac{1+\eta}{\eta}}.$$

Again, the numerator is positive as $\frac{1+\eta}{\eta} > \frac{1+\eta}{\hat{\pi}(x_j)+\eta}$ since $\hat{\pi}(x_j) > 0$ whilst the denominator stays the same as in the case of $l \neq j$. Overall, this show that as long as there exists a $\hat{\pi}(x_l) > 0$ with $w_l > 0$, the gradient with respect to the weight w_j is positive.

A.4 RULE LIST.

The hard rule list $rl(\mathbf{x})$ uses the rule active rule $a_j(\mathbf{x}) = 1$ with the highest priority p_j to determine the output, i.e.

$$\begin{aligned} rl(\mathbf{x}; \theta, \mathbf{p}) &= c_j \\ \text{s.t. } a_j(\mathbf{x}; \theta_j) &= 1 \wedge \forall i \neq j : a_i(\mathbf{x}) = 0 \vee p_j > p_i. \end{aligned}$$

We defined the soft rule list as

$$\hat{r}l(\mathbf{x}; \theta, \mathbf{p}) = \sum_{j=1}^k c_j \cdot \hat{I}_j(\mathbf{x}),$$

where

$$\hat{I}_j(\mathbf{x}) = e^{\frac{a_j^p(\mathbf{x}) + G_j}{t_{rl}}} / \sum_{j=1}^k e^{\frac{a_j^p(\mathbf{x}) + G_j}{t_{rl}}},$$

where G_j follows a Gumbel distribution, and $a_j^p(\mathbf{x}) = a_j(\mathbf{x}) \cdot p_j$.

Let $t_\pi \rightarrow 0$ and $t_{rl} \rightarrow 0$, and all priorities be unique, i.e. $\forall j, l : p_j \neq p_l$, and assume that there always is an active rule, i.e. $\forall \mathbf{x} : \exists j : a_j(\mathbf{x}) = 1$, which can be easily achieved by adding an always active rule. Then, the soft rule list converges to the hard rule list.

Proof: Let us consider the limit $t_\pi \rightarrow 0$. Then, the soft predicate $\hat{\pi}(x_i; \alpha_i, \beta_i, t_\pi)$ converges to the hard predicate $\pi(x_i; \alpha_i, \beta_i)$ as per A.1 and for all $\forall i : \hat{a}(x_i) \in \{0, 1\}$.

We now show that for $t_{rl} \rightarrow 0$ the indicator function $\hat{I}_j(\mathbf{x})$ converges to the hard indicator function $I_j(\mathbf{x})$. Given that all priorities are unique, the arg max of $\mathbf{a}(\mathbf{x}) = \mathbf{r}(\mathbf{x}) \cdot \mathbf{p}$ is unique, as either

$$a_j(\mathbf{x}) = \begin{cases} p_j & \text{if } a_j(\mathbf{x}) = 1 \\ 0 & \text{otherwise} \end{cases}$$

Since there is at least one active rule with a positive priority p_j , the arg max is greater 0 and equal to a p_j , which by definition is unique, and which corresponds exactly to the rule for which $a_j(\mathbf{x}) = 1 \wedge \forall i \neq j : a_i(\mathbf{x}) = 0 \vee p_j > p_i$. In the limit of $t_{rl} \rightarrow 0$, the Gumbel softmax converges to the arg max function (Jang et al., 2017b), which shows that the soft rule list in the limit is equivalent to the hard rule list. \square

B DATASET STATISTICS

dataset	#samples	#features	#positive samples	#negative samples	%pos samples
adult	32561	14	7841	24720	0.24
android	29332	86	14700	14632	0.50
breast_cancer	277	17	81	196	0.29
compas_two_year_clean	6172	20	2990	3182	0.48
covid	1494	16	809	685	0.54
credit_card_clean	30000	33	6636	23364	0.22
credit_g	1000	60	700	300	0.70
crx	690	15	307	383	0.44
default	30000	5	6636	23364	0.22
diabetes	768	8	268	500	0.35
eeg_eye_state	14980	14	6723	8257	0.45
electricity	45312	8	19237	26075	0.42
fico	10459	23	5459	5000	0.52
haberman	306	3	225	81	0.74
heart	270	15	120	150	0.44
hepatitis	155	19	123	32	0.79
horse_colic	368	22	136	232	0.37
juvenile_clean	3640	286	487	3153	0.13
madelon	2600	500	1300	1300	0.50
magic	19020	10	6688	12332	0.35
ozone-level	2534	72	2374	160	0.94
pc1	1109	21	77	1032	0.07
phishing	11055	30	6157	4898	0.56
phoneme	5404	5	1586	3818	0.29
qsar_biodeg	1055	41	356	699	0.34
ring	7400	20	3736	3664	0.50
titanic	2099	8	681	1418	0.32
tokyo1	959	44	613	346	0.64

Table 2: Dataset statistics for the 25 real-world datasets used in our experiments.

C HYPERPARAMETER

For each of the methods we performed a grid search over their hyperparameters and chose the configuration that achieved the best performance on the validation datasets: [eeg_eye_state, horse_colic, ozone-level, pc1, breast_cancer] according to the weighted F1 score. For each of the runs we have a time limit of 24 hours, after which the experiments were terminated. The hyperparameters for each of the methods are as follows:

For SBRL, we performed a grid search the following hyperparameters: listlengthprior $\in [2, 3, 4]$; for listwidthprior $\in [1, 2, 3]$; for maxcardinality $\in [1, 2, 3]$ and for minsupport, we fixed the value at 0.05. The number of monte-carlo sampling chains is set to 5 or 10.

For DRNET, we tested the following hyperparameters: lr $\in [0.001, 0.01, 0.1]$; and_lam $\in [0.0001, 0.001, 0.01]$; epochs $\in [1000, 2000, 3000]$; and or_lam $\in [0.0001, 0.001, 0.01]$. As GREEDY has only one hyperparameter, we optimized max_depth $\in [3, 5, 7, 10]$ For CLASSY, we tested the following hyperparameters: beam_width $\in [50, 100, 150, 200]$; n_cutpoints $\in [3, 5, 10]$; and max_depth $\in [3, 5, 10]$. For CORELS, we performed a grid search with the following hyperparameters: c $\in [0.005, 0.01, 0.02]$; n_iter $\in [5000, 10000, 15000]$; max_card $\in [2, 3, 4]$; and min_support $\in [0.01, 0.02, 0.05]$. For NEURULES, we performed a grid search with the following hyperparameters: n_epochs $\in [250, 500, 1000]$; min_support $\in [0.1, 0.2]$; max_support $\in [0.8, 0.9]$; lambda $\in [0.5]$; and lr $\in [0.002, 0.025, 0.05]$. For RLNET, we conducted a grid search with the following hyperparameters: lr $\in [0.001, 0.01, 0.1]$; lambda_and $\in [0.0001, 0.001, 0.01]$; n_epochs $\in [1000, 2000, 3000]$; and l2_lambda $\in [0, 0.001, 0.01]$. To optimize XGBOOST, we explored a range of hyperparameters through grid search: xg_learning_rate $\in [0.001, 0.01, 0.1]$; xg_max_depth $\in [3, 5, 7, 10]$; xg_n_estimators $\in [50, 100, 200, 300]$; and xg_reg_lambda $\in [0, 0.001, 0.01]$.

	NEURULES	RLNET	RRL	DRNET	GREEDY	CLASSY	CORELS	SBRL	XGBOOST
Adult	.79 ± .01	.81 ± .0	.77 ± .04	.82 ± .01	.80 ± .0	.82 ± .0	.82 ± .0	.65 ± .02	.86 ± .0
Android Malware	.92 ± .0	.95 ± .01	.92 ± .03	.95 ± .01	.87 ± .0	.94 ± .0	.50 ± .0	<i>nan</i> ± <i>nan</i>	.96 ± .0
COMPAS	.66 ± .0	.66 ± .01	.60 ± .02	.64 ± .01	.66 ± .02	.68 ± .02	.65 ± .01	.48 ± .01	.68 ± .01
Covid ICU	.63 ± .03	.61 ± .05	.63 ± .03	.49 ± .07	.63 ± .02	.61 ± .04	.63 ± .01	.54 ± .03	.64 ± .02
Credit Card	.82 ± .0	.81 ± .01	.75 ± .07	.80 ± .01	.82 ± .0	.81 ± .01	.82 ± .0	.52 ± .02	.82 ± .01
German Credit	.72 ± .03	.72 ± .04	.72 ± .03	.30 ± .02	.72 ± .04	.71 ± .04	.70 ± .01	.70 ± .02	.75 ± .02
Credit Screening	.86 ± .02	.84 ± .03	.82 ± .03	.50 ± .05	.86 ± .02	.85 ± .02	.74 ± .04	.86 ± .02	.85 ± .02
Diabetes	.73 ± .02	.73 ± .03	.75 ± .05	.45 ± .12	.72 ± .03	.73 ± .04	.73 ± .03	.55 ± .11	.74 ± .02
Electricity	.76 ± .0	.71 ± .01	.65 ± .08	.67 ± .01	.76 ± .0	.66 ± .0	.73 ± .01	.53 ± .02	.84 ± .0
FICO	.70 ± .01	.68 ± .01	.65 ± .02	.64 ± .02	.70 ± .01	.68 ± .02	.65 ± .01	.52 ± .01	.72 ± .01
Heart Disease	.79 ± .04	.75 ± .01	.72 ± .04	.52 ± .11	.71 ± .05	.78 ± .09	.69 ± .05	.61 ± .15	.79 ± .08
Hepatitis	.79 ± .06	.79 ± .06	.79 ± .07	.24 ± .05	.80 ± .05	.78 ± .03	.83 ± .04	.79 ± .04	.83 ± .06
Juvenile	.88 ± .02	.89 ± .01	.88 ± .01	.90 ± .01	.86 ± .01	.89 ± .01	.87 ± .01	<i>nan</i> ± <i>nan</i>	.90 ± .01
Magic	.80 ± .01	.79 ± .01	.74 ± .02	.79 ± .02	.74 ± .01	.77 ± .0	.74 ± .0	.57 ± .05	.87 ± .0
Phishing	.91 ± .01	.93 ± .01	.83 ± .06	.94 ± .0	.89 ± .0	.92 ± .01	.44 ± .01	.87 ± .02	.95 ± .0
Phoneme	.78 ± .02	.74 ± .01	.74 ± .02	.74 ± .01	.76 ± .01	.81 ± .01	.75 ± .01	.70 ± .04	.88 ± .01
QSAR	.81 ± .03	.84 ± .01	.80 ± .02	.64 ± .02	.74 ± .03	.82 ± .03	.74 ± .01	.71 ± .02	.86 ± .02
Ring	.92 ± .02	.81 ± .01	.83 ± .04	.50 ± .02	.61 ± .02	.68 ± .02	.66 ± .02	.70 ± .02	.94 ± .0
Titanic	.79 ± .02	.77 ± .02	.72 ± .05	.45 ± .08	.79 ± .02	.79 ± .02	.71 ± .03	.32 ± .02	.81 ± .03
Tokyo	.91 ± .03	.91 ± .02	.91 ± .01	.37 ± .05	.88 ± .01	.92 ± .02	.87 ± .03	.92 ± .01	.93 ± .02
Average Std	.02	.02	.04	.03	.02	.02	.02	.04	.02
Rank	2.92	3.48	5.10	5.80	3.88	3.25	5.00	6.42	<i>nan</i>

Table 3: We report the results comparison on 20 real world datasets stemming from domains such as medicine, finance, and criminal justice. We compare NEURULES against CORELS, SBRL, CLASSY, GREEDY, RLNET, RRL, DRNET, and XGBOOST. We report the F_1 score averaged over 5-fold cross validation. The experiments were terminated after 24 hours, indicated by *n/a*. NEURULES performs the best with respect to the Acc score, indicated by the lowest rank.

D REAL WORLD: ACCURACY

We report the accuracy of the methods on the real world datasets in Table 3. The conclusions about the performance of the methods are consistent with the results obtained using the weighted F1 score. Although, the improvements of NEURULES over the baselines is more pronounced in terms of accuracy. Nonetheless, we report the weighted F1 score as the main evaluation metric, as it is more informative about the performance of the methods in the presence of class imbalance.

Dataset	F1	Ablation	Diff
adult	0.80	0.66	0.14
android	0.92	0.33	0.59
breast-cancer	0.69	0.62	0.07
compas-two-year-clean	0.66	0.35	0.31
covid	0.62	0.29	0.34
credit-card-clean	0.79	0.68	0.11
credit-g	0.72	0.14	0.58
crx	0.86	0.58	0.28
diabetes	0.73	0.51	0.22
electricity	0.75	0.42	0.33
fico	0.70	0.31	0.39
haberman	0.69	0.70	-0.01
heart	0.78	0.40	0.39
hepatitis	0.79	0.07	0.71
juvenile-clean	0.88	0.80	0.07
magic	0.79	0.51	0.28
phishing	0.91	0.78	0.12
phoneme	0.79	0.59	0.20
qsar-biodeg	0.81	0.53	0.28
ring	0.92	0.33	0.59
titanic	0.77	0.54	0.23
tokyo1	0.91	0.19	0.72

E SYNTHETIC DATA GENERATION

We sample d independent, uniform feature variables X_i n times $\{\mathbf{x}_i \mid \mathbf{x}_i \sim \mathcal{U}(0, 1)^d\}$. We sample m indices $Ind = \{ind_1, \dots, ind_m\}$ out of $\{1, \dots, d\}$ to be included in the rule. The range of each

interval $\beta - \alpha$ is determined by the target rule fraction s and the number of predicates as

$$r = \beta - \alpha = s^{\frac{1}{m}} .$$

We thus create randomly uniform intervals by sampling for each feature $i \in Ind$ a lower bound $\alpha_i \sim \mathcal{U}(0, 1 - r)$ and corresponding upper bound $\beta_i = \alpha_i + r$. These intervals are then combined into a rule $a_j(\mathbf{x}) = \bigwedge_{i \in Ind} \alpha_i < x_i < \beta_i$ that covers on expectation s of the total datapoints. We repeat this process to generate k rules. Each rule is assigned a random priority $p_j \sim [1, \dots, k]$. We set $c_j = 1$ or $c_j = 0$ uniformly at random to determine each rules class label. Thus, abiding by the corresponding rule list $rl(\mathbf{x})$, we assign the class label $y_i = c_j$ for the rule j where $a_j(\mathbf{x}) = 1$ and p_j is maximal. Finally, for all samples \mathbf{x}_i where $\forall j : a_j(\mathbf{x}) = 0$, we assign the class label $y_i = 0$ with probability 0.5 and $y_i = 1$ otherwise.

We use the following parameters to generate the datasets reported in the experiments:

1. Rule complexity: $d = 20, n = 5000, s = 0.1, k = 2, m \in \{2, 4, 6, 8\}$.
2. Number of rules: $d = 20, n = 5000, s = 0.1, k = \{2, 4, 6, 8, 12\}, m = 2$.
3. Sample complexity: $d = 20, n \in \{100, 500, 1000, 5000, 10000\}, s = 0.1, k = 2, m = 2$.