

Inferring jet physics from neutron star—black hole mergers with gravitational waves

TEAGAN A. CLARKE,^{1,2} PAUL D. LASKY,^{1,2} AND ERIC THRANE^{1,2}

¹*School of Physics and Astronomy, Monash University, VIC 3800, Australia*

²*OzGrav: The ARC Centre of Excellence for Gravitational-wave Discovery, Clayton, VIC 3800, Australia*

(Dated: November 12, 2024)

ABSTRACT

Neutron star—black hole (NSBH) mergers that undergo tidal disruption may launch jets that could power a gamma-ray burst. We use a population of simulated NSBH systems to measure jet parameters from the gravitational waves emitted by these systems. The conditions during the tidal disruption and merger phase required to power a gamma-ray burst are uncertain. It is likely that the system must achieve some minimum remnant baryonic mass after the merger before a jet can be launched to power a gamma-ray burst. Assuming a fiducial neutron star equation of state, we show how Bayesian hierarchical inference can be used to infer the minimum remnant mass required to launch a gamma-ray burst jet as well as the maximum gamma-ray burst viewing angle to detect a gamma-ray burst. We find that with 200 NSBH observations, we can measure the minimum disk mass to within $0.01 M_{\odot}$ at 90% credibility. We simultaneously infer the maximum gamma-ray burst viewing angle to within 13° at 90% credibility. We conclude that upcoming upgrades to the LIGO observatories may provide important new insights into the physics of NSBH jets.

1. INTRODUCTION

Neutron star—black hole (NSBH) mergers probably make up at least three of the $\gtrsim 90$ gravitational-wave events published by the LIGO–Virgo–KAGRA (LVK) collaboration (Abbott et al. 2021a; Abbott et al. 2023a,b; Abbott et al. 2021b; Abac et al. 2024).¹

If the black hole in an NSBH system is sufficiently light or spinning rapidly, the neutron star may tidally disrupt. The disruption could provide a progenitor for a gamma-ray burst (GRB) (e.g., Mochkovitch et al. 1993; Janka et al. 1999; Nakar 2007) by launching a relativistic jet. To date, the only confirmed GRB+gravitational-wave multi-messenger detection was the binary neutron star merger GW170817 (Abbott et al. 2017; Abbott et al. 2017) and the corresponding GRB 170817A (Goldstein et al. 2017).

Tidal disruption alone is probably not sufficient for the system to launch a jet and for the jet to be detected

on Earth as a GRB. We consider two requirements for an NSBH merger to launch a jet that can be measured by gamma-ray observatories at Earth. First, the NSBH must have disrupted and produced a remnant mass large enough to launch a jet that is powered for long enough to break through the merger ejecta material. The required disk mass is likely on the order of a few percent of a solar mass, but this threshold mass is not precisely known (e.g., Lee & Ramirez-Ruiz 2007). Typical disk mass threshold values used in the literature lie between 0.03 and 0.08 solar masses (Pannarale & Ohme 2014; Stone et al. 2013; Zappa et al. 2019). Second, the GRB jet must be launched with an opening angle and inclination that makes it possible to be viewed from Earth. It is likely that the binary mergers' inclination angle must be close to on-axis, i.e., the orbital angular momentum axis is pointed towards Earth, for the GRB jet to be observed (e.g., Chen & Holz 2013; O'Connor et al. 2024). However, the discovery of a GRB with the off-axis multi-messenger signal GW170817 (Abbott et al. 2017; Abbott et al. 2017; Finstad et al. 2018; Ghirlanda et al. 2019) means that jets can be observed off-axis to some degree, perhaps at a reduced luminosity and delayed rise time compared to an on-axis counterpart (e.g., Granot et al. 2002). The maximum viewing angle is also unknown as it depends on uncertain jet physics. We summarize

Corresponding author: Teagan Clarke
teagan.clarke@monash.edu

¹ We refer to the two NSBH detections described in Abbott et al. (2021b) and the recent NSBH binary merger GW230529 (Abac et al. 2024), although 1–2 more NSBH mergers could be counted in the third gravitational-wave catalog (Abbott et al. 2023b).

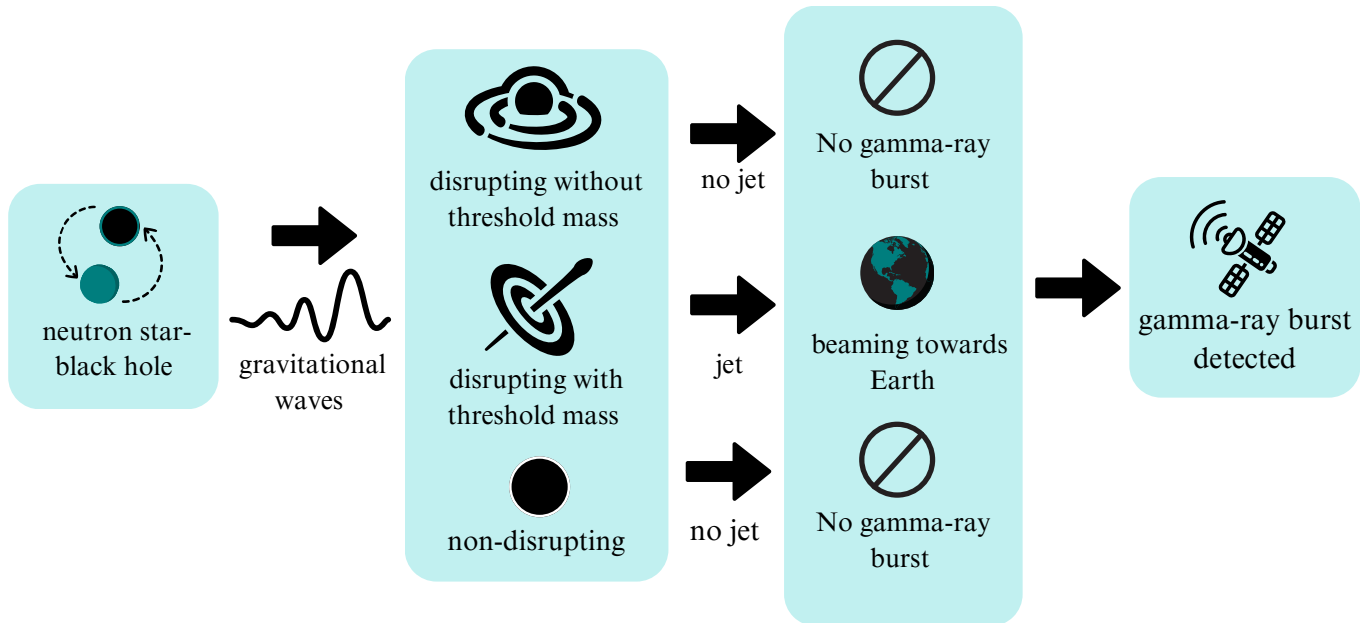


Figure 1. Schematic explaining the possible fates of an NSBH merger, depending on the binary parameters. We are interested in answering the question: what threshold remnant baryonic mass is required to launch a GRB jet? We consider the remnant mass and orientation of the system as the only two requirements to measure a GRB from an NSBH merger, however we note that in reality there may be other requirements that need to be satisfied to successfully launch a GRB jet.

the possible outcomes for NSBH mergers in Figure 1, highlighting the requirements that need to be satisfied before a GRB can be observed. The strict physical requirements for disruption means that disrupting binaries are likely a small minority of NSBH systems (e.g., [Zhu et al. 2022](#); [Drozda et al. 2022](#); [Biscoveanu et al. 2023](#)), however, future detectors such as Cosmic Explorer ([Reitze et al. 2019](#)) and Einstein Telescope ([Maggiore et al. 2020](#)) will allow us to observe a population of potentially disrupting binaries (e.g., [Gupta et al. 2023a](#)), some with multi-messenger counterparts.

In this *Letter*, we describe how data from upcoming gravitational-wave observatories can be used to infer the minimum remnant mass and maximum viewing angle to detect a GRB jet with minimal assumptions about the jet physics. We examine a possible population of NSBH mergers that could be detected by a proposed upgrade to the LIGO detectors called A[‡] ([Fritschel et al. 2024](#)). A[‡] will improve on the LVK design sensitivity ([Aasi et al. 2015](#); [Acernese et al. 2015](#); [Akutsu et al. 2020](#)) by a factor of approximately two in strain and is intended as a precursor instrument to Cosmic Explorer ([Reitze et al. 2019](#)), and is slated to observe in the early 2030s.

We show that we can resolve the minimum remnant mass to launch jets and constrain the maximum jet viewing angle with a population of NSBH mergers observed by A[‡] in one year, provided some mergers have a multi-messenger counterpart. We note that in some systems a

jet could be launched without an accompanying GRB, but for this work we exclusively consider GRB jets.

The remainder of this *Letter* is structured as follows. In Section 2 we describe our simulated population that we use to infer the threshold remnant mass. In Section 3 we describe the mathematical framework for our hierarchical inference model. We describe our results in Section 4 and discuss the implications for these results in Section 5.

2. FIDUCIAL POPULATION

We simulate a population of NSBH mergers injected into the LIGO Hanford and Livingston observatories at A[‡] sensitivity. The parameters of our NSBH population are based on the population inference results from GW230529 ([Abac et al. 2024](#); [LIGO Scientific Collaboration et al. 2024](#)), inferred using the aligned-spin NSBH-pop model ([Biscoveanu et al. 2023](#)). We list the population parameters we use in Table 1. We inject 200 events at A[‡] sensitivity, which is consistent with the detections A[‡] will make in one year of observing with network SNR > 10 ([Gupta et al. 2023a,b](#)), out to a luminosity distance of 1000 Mpc (e.g., [Chen & Holz 2013](#)), assuming a local merger rate of 45 Gpc⁻³yr⁻¹ ([Abbott et al. 2021b](#); [Abbott et al. 2023a](#)). We generate events uniformly in co-moving volume.

We inject and recover the signals using the Bayesian inference library Bilby ([Ashton et al. 2019b](#); [Romero-Shaw et al. 2020](#)) and the *dynesty* nested sampler

(Speagle 2019). We inject the signals into Gaussian noise colored by the A^\sharp amplitude spectral density for two observatories located at the sites of LIGO Hanford and Livingston.² We sample from uniform priors in the chirp mass, mass ratio, aligned spin components and luminosity distance.³ We use the binary black hole waveform approximant IMRPhenomPv2 (Hanam et al. 2014) and speed up our inference by employing reduced-order-quadrature in our likelihood evaluations (Canizares et al. 2015; Smith et al. 2016; Morisaki et al. 2023).

We calculate the remnant mass posteriors of the population in post-processing. We use the fitting formulae, including the spin dependent properties of neutron stars (Cipolletta et al. 2015; Breu & Rezzolla 2016; Foucart et al. 2018), which were used in (e.g., Biscoveanu et al. 2023; Abac et al. 2024) to calculate the remnant baryonic mass remaining outside of the black hole following the merger. Since the remnant mass equation requires the neutron star compactness, we use SLY9 (Douchin & Haensel 2001; Danielewicz & Lee 2009; Gulminelli & Raduta 2015) as a representative equation of state that is consistent with astronomical measurements of neutron stars (e.g, Legred et al. 2021).

Finally, we introduce an electromagnetic measurement to infer if a jet is observed. We choose the minimum remnant mass to launch a jet, $M_{\min} = 0.03 M_\odot$ and the maximum angle to observe a GRB from a jet $\theta_{\max} = 35^\circ$. These parameters are chosen optimistically but are within the current uncertainties for jet-launching physics; e.g., Pannarale & Ohme (2014) use a threshold disk mass of $0.03 M_\odot$, while 35° is consistent with estimates of the upper limit of detecting emission from short GRBs (e.g., Finstad et al. 2018; Mazwi et al. 2024). We also note that jets from NSBH may be less collimated than those from binary neutron stars, which could allow NSBH jets to be observed from larger viewing angles (e.g., Sarin et al. 2022).

We assume a top-hat jet structure where all systems that satisfy our population constraints are detected as GRBs. We only consider whether a GRB was detected using our model with a yes-no boolean framework and do not employ any modeling on the GRB energy or structure. Figure 2 shows the distribution of remnant masses we obtain with our chosen population, using the

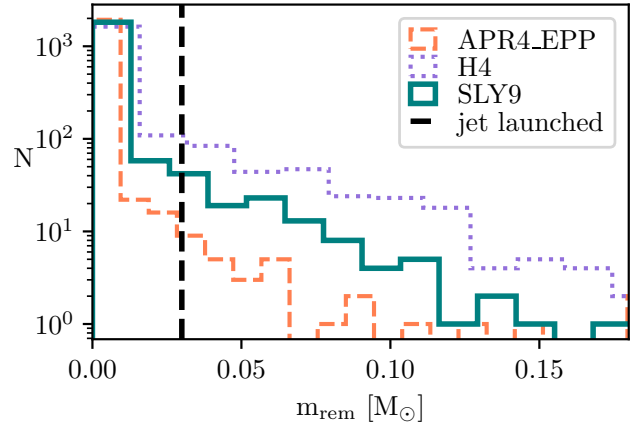


Figure 2. Remnant masses for our population of 200 NSBH systems. We show the distribution we use as the “true” distribution, using the SLY9 equation of state (Douchin & Haensel 2001; Danielewicz & Lee 2009; Gulminelli & Raduta 2015) in solid teal. We show the distributions one would get if assuming a softer equation of state (APR4_EPP (Akmal et al. 1998) shown by the orange dashed curve) or stiffer equation of state (H4 (Lackey et al. 2006) shown by the purple dotted curve). The equation of state has a relatively minor effect on the distribution of remnant masses, although the stiffest equation of state increases the proportion of disrupting systems with non-zero remnant masses. We mark our chosen minimum remnant mass to power a GRB (M_{\min}) with a dashed black line.

SLY9 equation of state, compared against stiffer and softer equations of state. In our model, 38 ($\approx 19\%$) of the NSBH mergers are disrupting with remnant masses $> 0 M_\odot$ and 9 ($\approx 5\%$) of them clear our threshold disk mass of $0.03 M_\odot$ to launch a GRB jet. Accounting for the maximum viewing angle of 35° yields 5 ($\approx 3\%$) systems that launch a jet detectable at Earth. We discuss the implications of our model assumptions in Section 5.

3. HIERARCHICAL MODEL

Using the NSBH population model, we calculate a posterior distribution for the minimum remnant mass required to launch a jet. We employ a hierarchical inference framework for this problem. Our simulated data consists of gravitational-wave posteriors, and yes-no observations from our hypothetical gamma-ray observatory. We define hyper-parameters Λ , which include the threshold remnant mass M_{\min} and the threshold viewing angle θ_{\max} . The posterior probability of a sample in our hyper-parameter-space Λ given the gravitational-wave data d and electromagnetic observation data j , is:

$$p(\Lambda|d, j) = \pi(\Lambda) \prod_i^N \int d\theta_i \mathcal{L}(d_i|\theta_i) \mathcal{L}(j_i|\theta_i, \Lambda) \pi(\theta_i|W). \quad (1)$$

² We use the `Asharp_strain.txt` amplitude spectral density curve taken from <https://dcc.ligo.org/LIGO-T2300041/public> (Abbott et al. 2020).

³ We sample with 1000 live points, phase and time marginalization turned on, and a stopping criterion of $\Delta \log \mathcal{Z} < 0.1$, where \mathcal{Z} is the Bayesian evidence.

parameter	description	value
α	black hole mass power-law index	1.8
$m_{\text{BH},\text{min}}$	minimum black hole mass	$3.4 M_{\odot}$
$m_{\text{BH},\text{max}}$	maximum black hole mass	$9.5 M_{\odot}$
$m_{\text{NS},\text{max}}$	maximum neutron star mass	$2. M_{\odot}$
μ	mass ratio mean	0.32
σ	mass ratio standard deviation	0.54
α_{χ}	beta distribution α shape parameter for black hole spin	1.4
β_{χ}	beta distribution β shape parameter for black hole spin	7.0

Table 1. population parameters for our injected population of NSBH binaries. We select population parameters from the NSBH_pop model posterior distribution sourced from the GW230529 data release samples (Abac et al. 2024; LIGO Scientific Collaboration et al. 2024).

Here d is the gravitational-wave data and j is the GRB data, which can take values of yes or no. Meanwhile, θ_i refers to the NSBH binary parameters θ for event i , and W is the population model that the individual events are drawn from. The likelihood $\mathcal{L}(d_i|\theta_i)$ is the likelihood obtained from gravitational-wave parameter estimation, for which we employ the standard Whittle likelihood function (e.g., Thrane & Talbot 2019). Finally, we construct the likelihood of detecting a GRB jet, $\mathcal{L}(j|\theta_i^k, \Lambda)$ as a boolean, similar to the method of Mancarella et al. (2024), characterized by Table 2, representing a top-hat jet model where a GRB jet is either measured or not measured, depending on the threshold jet mass and inclination angle of the system. We note that our measurements for the system viewing angles only come from the gravitational-wave measurements. One could constrain the viewing angle with electromagnetic data as well and combine the posteriors, although care must be taken to avoid biasing the measurement (e.g., Müller et al. 2024). The likelihood of the gravitational-wave data can be written as

$$\mathcal{L}(d_i|\theta_i) = p(\theta_i|d_i) \frac{\mathcal{Z}_{\emptyset}}{\pi(\theta_i|\emptyset)}. \quad (2)$$

Plugging this into Eq. 3 we obtain

$$p(\Lambda|d, j) \propto \pi(\Lambda) \prod_i^N \int d\theta_i p(\theta_i|d_i) \frac{\mathcal{Z}_{\emptyset}}{\pi(\theta_i|\emptyset)} \mathcal{L}(j_i|\theta_i, \Lambda) \pi(\theta_i|W). \quad (3)$$

Using that Eq. 3 now takes the form

$$\int dx p(x) f(x) = \sum_k f(x_k), \quad (4)$$

where $p(x)$, is a posterior distribution ($p(\theta_i|d_i)$), x_k are the samples drawn from $p(x_k)$ and $f(x)$ is everything else in the integrand, we obtain the following posterior probability distribution for Λ :

$$p(\Lambda|d, j) = \pi(\Lambda) \prod_i^N \frac{\mathcal{Z}_i}{n_i} \sum_k^{n_i} \mathcal{L}(j|\theta_i^k, \Lambda) \frac{\pi(\theta_i^k|W)}{\pi(\theta_i^k|\emptyset)}. \quad (5)$$

	$i_v \leq \theta_{\text{max}}$	$i_v > \theta_{\text{max}}$
$m_{\text{rem}} \geq M_{\text{min}}$	1.	0.
$m_{\text{rem}} < M_{\text{min}}$	0.	1.

Table 2. Our construction for the electromagnetic likelihood ($\mathcal{L}(j|\theta, \Lambda)$) of a hierarchical sample $\Lambda(M_{\text{min}}, \theta_{\text{max}})$ given the inclination angle and remnant mass posteriors of the event parameter estimation.

4. RESULTS

We perform population inference on the population of NSBH mergers using the hierarchical model described in Section 3. We sample uniformly in the threshold remnant mass M_{min} between 0.0001 and 0.2 and uniformly in the threshold viewing angle θ_{max} . We sample with the nested sampling package *Nestle* (Barbary 2021).

We first sample in M_{min} only, assuming a known maximum viewing angle of 35° . Figure 3 shows the results of our single parameter inference on M_{min} . We find that we can recover M_{min} to within $0.01 M_{\odot}$ at the 90% credible interval level. Next, we relax our assumption of a known threshold viewing angle and sample in the maximum viewing angle as well. These results are shown in Figure 4. We find that M_{min} is recovered almost as well when sampling over θ_{max} . Additionally, θ_{max} is recovered to within 13° at the 90% credible interval. Our posteriors appear to show a slight positive correlation between M_{min} and θ_{max} . We interpret this correlation as a contour of “constant EM-bright” since increasing M_{min} decreases the number of EM-bright binaries, while increasing θ_{max} serves to increase the number of EM-bright binaries.

Our results imply that with one year of NSBH detections in A[‡], the GRB jet parameters begin to be well-resolved, even though only five of our simulated NSBH observations had multi-messenger detections. This suggests that—given favorable conditions—our method is a viable way to infer population-level jet physics parameters like M_{min} as early as the A[‡] era.

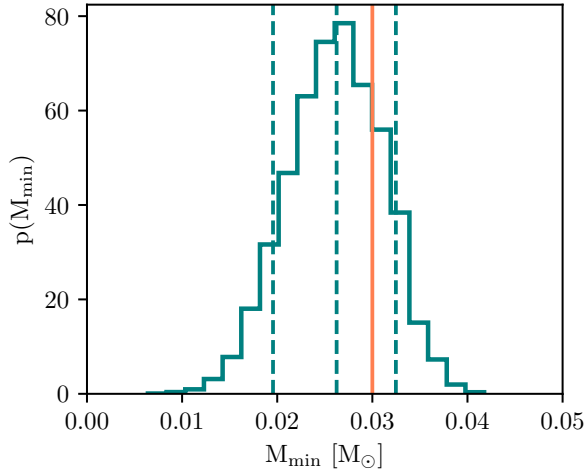


Figure 3. Posterior distribution for the threshold remnant mass for 200 NSBH events detected with A^\sharp sensitivity. The dashed lines denote the 10, 50 and 90 percent credible intervals. The solid orange line denotes the true value of $0.03 M_\odot$. The true value is recovered accurate to within $0.01 M_\odot$ at the 90% credible interval.

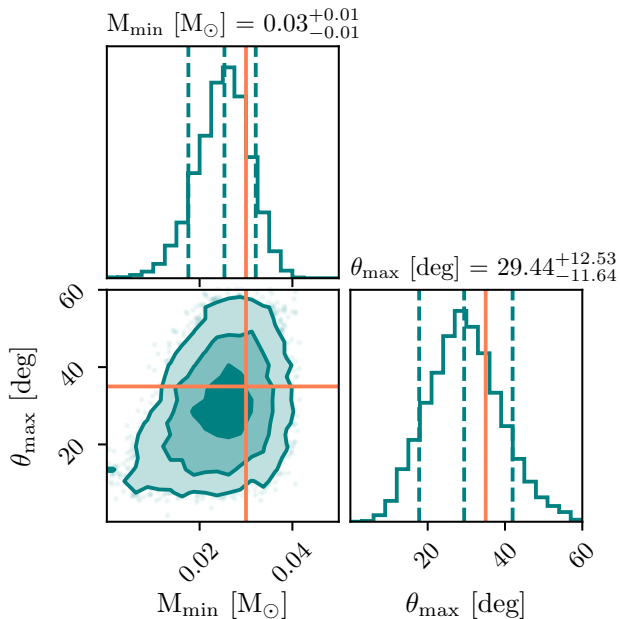


Figure 4. Two dimensional posterior distribution for the threshold remnant mass and threshold viewing angle. The solid orange lines denote the true values of $0.03 M_\odot$ and 35° . We recover the threshold disk mass to within $0.01 M_\odot$ at the 90% credible interval and the threshold viewing angle to within 13° .

5. DISCUSSION AND CONCLUSIONS

The physics of NSBH mergers, whether these systems launch jets and the physics of these jets are unknown. We expect that even if multi-messenger NSBH mergers

are observed, that the jet physics will remain highly uncertain. However, in the coming decade, gravitational-wave astronomy may provide insights into NSBH jets. In this *Letter* we study the ability of gravitational-wave observatories to measure the minimum remnant mass needed to launch a jet; M_{\min} and the maximum viewing angle for which a jet can be detected on Earth; θ_{\max} . Using optimistic yet plausible assumptions about the NSBH population and neutron star equation of state, and minimal dependence on GRB jet modeling, we find that these parameters can be resolved in an A^\sharp detector configuration with approximately 200 NSBH observations.

Our analysis makes a number of simplifying assumptions. We assume a top-hat jet structure characterized by an abrupt cutoff between detection and non-detection at some threshold viewing angle. However, jets are probably more complicated than this, with some kind of structure (e.g., Urrutia et al. 2021; Salafia & Ghirlanda 2022). More realistic jet models could be considered in our analysis, such as a structured jet (e.g., Kathirgamaraju et al. 2018). Including systematic uncertainty in the jet profile would cause our posteriors on the parameters we consider in this analysis to get broader, and necessitate more parameters be included in our jet model (e.g., Howell et al. 2019; Sarin et al. 2022; Biscoveanu et al. 2020). In this sense, our results are optimistic. We have made another simplifying assumption, treating the top-hat jet luminosity as a step-function in the detector frame. In reality a top-hat jet would display some structure in the jet energy received in the detector frame, as can be seen in e.g., Biscoveanu et al. (2020). In effect, we assume that the jets are launched in a highly relativistic regime, with a Lorentz factor $\gtrsim 300$. Although the true relativistic nature of GRB jets remains unknown, there is some evidence that the bulk Lorentz factor could approach 1000 (Abdo et al. 2009; Ackermann et al. 2010). We also note that some proposed emission mechanisms of GRB jets, such as cocoon shock breakout (e.g., Gottlieb et al. 2018), may only be mildly relativistic with Lorentz factors < 300 . If we were to marginalize over some model for Lorentz factor, this would broaden our posteriors.

We have assumed that the neutron star equation of state and the NSBH population distributions are known. These parameters should in principle be marginalized over to account for their uncertainty. We expect that marginalizing over the equation of state uncertainty when calculating m_{rem} will broaden our posteriors in M_{\min} . So too will marginalizing over the population parameters, although to a lesser extent, since most of our inference comes from the few events close to M_{\min} and

θ_{\max} whereas full population inference includes information from all events. We also note that the fitting formula we employ for m_{rem} (Foucart et al. 2018) quotes an average relative error of 15% on the baryonic remnant mass, which we expect to be a small contribution compared to the other systematic errors we discuss here. Future analyses should consider including some of these uncertainties.

Our results imply ≈ 200 NSBH mergers *co-observed* with gravitational wave and gamma-ray burst instruments are required to constrain M_{\min} to within $0.01M_{\odot}$. We consider that the duty cycle and sky coverage of gravitational-wave and gamma-ray observatories may mean that some NSBH mergers may be mis-classified as non-jet detections. This will effectively increase the observing time needed to constrain the jet parameters to the precision we present here. LIGO A[‡] is slated to begin observing in the early 2030s. By that time, several next-generation instruments capable of observing gamma-ray bursts may be observing (e.g., Bozzo et al. 2024) such as CTAO (Cherenkov Telescope Array Consortium et al. 2019), which is expected to achieve close to all-sky field of view, as well as THESEUS (Amati et al. 2018) and HERMES (Fuschino et al. 2019). The CTAO is predicted to detect gamma-ray bursts from $\approx 10\%$ of the binary neutron stars detected by LIGO to an inclination of 30° (Mondal et al. 2024). Dedicated radio follow up of GRB afterglows will decrease the fraction of these missed jets (Colombo et al. 2024). At least nine GRB instruments are planned to be operating alongside LIGO A[‡] (see, e.g., Table 2 of Burns et al. (2019)), with a range of energies, sky coverages and cadences. We optimistically anticipate that most gamma-ray bright NSBH will be identified through at least one instrument in the A[‡] era.

Coincident unrelated transients may contaminate our population of NSBH events, such as through unrelated GRBs arriving in temporal and/or spatial coincidence with a non-disrupting NSBH merger or mis-classification of other gravitational-wave sources as NSBH mergers. We expect that the majority of transients will be well-localized in A[‡], reducing the chance of false positive associations. However one should take care to ensure that multi-messenger detections are probabilistically favored using e.g., the Bayesian odds statistic (e.g., Ashton et al. 2018; Clarke et al. 2024).

Gravitational-wave signals originating from binary neutron stars, binary black holes, or even non-astrophysical noise artifacts could be misidentified as NSBH mergers and contaminate our population. However, we expect the amount of contamination to be small. Black holes in the lower-mass gap misidentified

as neutron stars may be the largest source of contamination, particularly if there is considerable overlap in the mass distributions of black holes and neutron stars (e.g., Littenberg et al. 2015). The contaminants could serve to increase the systematic uncertainty on our inference of M_{\min} , but we expect the impact to be small compared to other uncertainties. Improvements to individual source modeling and binary population modeling will decrease the chances of contaminating our NSBH population (e.g., Chen & Chatziioannou 2020; Couchoux et al. 2022; Golomb et al. 2024).

By the 2030s, when we expect to have enough NSBH mergers to perform this analysis, our knowledge about the neutron star equation of state and the profile of gamma-ray burst jets may be sufficient to minimize systematic error in this analysis taking into account some systematic error, we are optimistic that the argueraints presented in this *Letter* are sufficiently narrow that near-future constraints on NSBH jets from A[‡] will be interesting.

6. ACKNOWLEDGEMENTS

We thank Shanika Galaudage and Nikhil Sarin for their helpful comments on this manuscript. This work is supported through Australian Research Council (ARC) Centres of Excellence CE170100004 and CE230900016, Discovery Projects DP220101610 and DP230103088, and LIEF Project LE210100002. T. A. C. receives support from the Australian Government Research Training Program. This material is based upon work supported by NSF’s LIGO Laboratory which is a major facility fully funded by the National Science Foundation. The authors are grateful for computational resources provided by the LIGO Laboratory computing cluster at California Institute of Technology supported by National Science Foundation Grants PHY-0757058 and PHY-0823459, and the Ngarrgu Tindebeek / OzSTAR Australian national facility at Swinburne University of Technology.

7. DATA AVAILABILITY

The data underlying this article will be shared on reasonable request to the corresponding author.

This work made use of the following software packages: `astropy` (Astropy Collaboration et al. 2013, 2018, 2022), `matplotlib` (Hunter 2007), `numpy` (Harris et al. 2020), `python` (Van Rossum & Drake 2009), `Numba` (Lam et al. 2015; Lam et al. 2024), `pandas` (Wes McKinney 2010; pandas development team 2024), `scipy` (Virtanen et al. 2020; Gommers et al. 2024), `Bilby` (Ashton et al. 2019b,a), `dynesty` (Speagle 2019), `nestle` (Barbary 2021) and `corner.py` (Foreman-Mackey 2016;

Foreman-Mackey et al. 2021). Software citation information aggregated using [The Software Citation](#)

[Station](#) (Wagg & Broekgaarden 2024; Wagg & Broekgaarden 2024).

REFERENCES

- Aasi, J., Abbott, B. P., Abbott, R., et al. 2015, *Classical and Quantum Gravity*, 32, 074001, doi: [10.1088/0264-9381/32/7/074001](#)
- Abac, A. G., Abbott, R., Abouelfettouh, I., et al. 2024, *ApJL*, 970, L34, doi: [10.3847/2041-8213/ad5beb](#)
- Abbott, B. P., Abbott, R., Abbott, T. D., et al. 2017, *Physical Review Letters*, 119, doi: [10.1103/physrevlett.119.161101](#)
- Abbott, B. P., Abbott, R., Abbott, T. D., et al. 2017, *ApJL*, 848, L12, doi: [10.3847/2041-8213/aa91c9](#)
- . 2020, *Living Reviews in Relativity*, 23, 3, doi: [10.1007/s41114-020-00026-9](#)
- Abbott, R., Abbott, T. D., Abraham, S., et al. 2021a, *Physical Review X*, 11, 021053, doi: [10.1103/PhysRevX.11.021053](#)
- . 2021b, *The Astrophysical Journal Letters*, 915, L5, doi: [10.3847/2041-8213/ac082e](#)
- Abbott, R., Abbott, T. D., Acernese, F., et al. 2023a, *Physical Review X*, 13, 011048, doi: [10.1103/PhysRevX.13.011048](#)
- . 2023b, *Physical Review X*, 13, 041039, doi: [10.1103/PhysRevX.13.041039](#)
- Abdo, A. A., Ackermann, M., Arimoto, M., et al. 2009, *Science*, 323, 1688, doi: [10.1126/science.1169101](#)
- Acernese, F., Agathos, M., Agatsuma, K., et al. 2015, *Classical and Quantum Gravity*, 32, 024001, doi: [10.1088/0264-9381/32/2/024001](#)
- Ackermann, M., Asano, K., Atwood, W. B., et al. 2010, *ApJ*, 716, 1178, doi: [10.1088/0004-637X/716/2/1178](#)
- Akmal, A., Pandharipande, V. R., & Ravenhall, D. G. 1998, *PhRvC*, 58, 1804, doi: [10.1103/PhysRevC.58.1804](#)
- Akutsu, T., Ando, M., Arai, K., et al. 2020, *Progress of Theoretical and Experimental Physics*, 2021, doi: [10.1093/ptep/ptaa125](#)
- Amati, L., O’Brien, P., Götz, D., et al. 2018, *Advances in Space Research*, 62, 191, doi: [10.1016/j.asr.2018.03.010](#)
- Ashton, G., Hübner, M., Lasky, P., & Talbot, C. 2019a, *Bilby: A User-Friendly Bayesian Inference Library*, 0.4.0, Zenodo, doi: [10.5281/zenodo.2602178](#)
- Ashton, G., Burns, E., Dal Canton, T., et al. 2018, *ApJ*, 860, 6, doi: [10.3847/1538-4357/aabfd2](#)
- Ashton, G., Hübner, M., Lasky, P. D., et al. 2019b, *The Astrophysical Journal Supplement Series*, 241, 27, doi: [10.3847/1538-4365/ab06fc](#)
- Astropy Collaboration, Robitaille, T. P., Tollerud, E. J., et al. 2013, *A&A*, 558, A33, doi: [10.1051/0004-6361/201322068](#)
- Astropy Collaboration, Price-Whelan, A. M., Sipőcz, B. M., et al. 2018, *AJ*, 156, 123, doi: [10.3847/1538-3881/aabc4f](#)
- Astropy Collaboration, Price-Whelan, A. M., Lim, P. L., et al. 2022, *ApJ*, 935, 167, doi: [10.3847/1538-4357/ac7c74](#)
- Barbary, K. 2021, *nestle: Nested sampling algorithms for evaluating Bayesian evidence*, *Astrophysics Source Code Library*, record ascl:2103.022
- Biscoveanu, S., Landry, P., & Vitale, S. 2023, *MNRAS*, 518, 5298, doi: [10.1093/mnras/stac3052](#)
- Biscoveanu, S., Thrane, E., & Vitale, S. 2020, *ApJ*, 893, 38, doi: [10.3847/1538-4357/ab7eaf](#)
- Bozzo, E., Amati, L., Baumgartner, W., et al. 2024, *Universe*, 10, 187, doi: [10.3390/universe10040187](#)
- Breu, C., & Rezzolla, L. 2016, *MNRAS*, 459, 646, doi: [10.1093/mnras/stw575](#)
- Burns, E., Zhu, S., Hui, C. M., et al. 2019, *BAAS*, 51, 260, doi: [10.48550/arXiv.1903.04472](#)
- Canizares, P., Field, S. E., Gair, J., et al. 2015, *PhRvL*, 114, 071104, doi: [10.1103/PhysRevLett.114.071104](#)
- Chen, H.-Y., & Chatziioannou, K. 2020, *ApJL*, 893, L41, doi: [10.3847/2041-8213/ab86bc](#)
- Chen, H.-Y., & Holz, D. E. 2013, *PhRvL*, 111, 181101, doi: [10.1103/PhysRevLett.111.181101](#)
- Cherenkov Telescope Array Consortium, Acharya, B. S., Agudo, I., et al. 2019, *Science with the Cherenkov Telescope Array*, doi: [10.1142/10986](#)
- Cipolletta, F., Cherubini, C., Filippi, S., Rueda, J. A., & Ruffini, R. 2015, *PhRvD*, 92, 023007, doi: [10.1103/PhysRevD.92.023007](#)
- Clarke, T. A., Sarin, N., Howell, E. J., Lasky, P. D., & Thrane, E. 2024, *arXiv e-prints*, arXiv:2408.02534, doi: [10.48550/arXiv.2408.02534](#)
- Colombo, A., Duqué, R., Salafia, O. S., et al. 2024, *A&A*, 686, A265, doi: [10.1051/0004-6361/202348384](#)
- Coupechoux, J. F., Arbey, A., Chierici, R., et al. 2022, *PhRvD*, 105, 064063, doi: [10.1103/PhysRevD.105.064063](#)
- Danielewicz, P., & Lee, J. 2009, *NuPhA*, 818, 36, doi: [10.1016/j.nuclphysa.2008.11.007](#)
- Douchin, F., & Haensel, P. 2001, *A&A*, 380, 151, doi: [10.1051/0004-6361:20011402](#)

- Drozda, P., Belczynski, K., O’Shaughnessy, R., Bulik, T., & Fryer, C. L. 2022, *A&A*, 667, A126, doi: [10.1051/0004-6361/202039418](https://doi.org/10.1051/0004-6361/202039418)
- Finstad, D., De, S., Brown, D. A., Berger, E., & Biwer, C. M. 2018, *ApJL*, 860, L2, doi: [10.3847/2041-8213/aac6c1](https://doi.org/10.3847/2041-8213/aac6c1)
- Foreman-Mackey, D. 2016, *The Journal of Open Source Software*, 1, 24, doi: [10.21105/joss.00024](https://doi.org/10.21105/joss.00024)
- Foreman-Mackey, D., Price-Whelan, A., Voutsden, W., et al. 2021, *dfm/corner.py: corner.py v.2.2.1, v2.2.1*, Zenodo, doi: [10.5281/zenodo.4592454](https://doi.org/10.5281/zenodo.4592454)
- Foucart, F., Hinderer, T., & Nissanke, S. 2018, *PhRvD*, 98, 081501, doi: [10.1103/PhysRevD.98.081501](https://doi.org/10.1103/PhysRevD.98.081501)
- Fritschel, P., Kuns, K., Driggers, J., Effler, A., & et al. 2024, Report from the LSC Post-O5 Study Group, Tech. rep., LIGO Tech. Rep. T2200287
- Fuschino, F., Campana, R., Labanti, C., et al. 2019, *Nuclear Instruments and Methods in Physics Research A*, 936, 199, doi: [10.1016/j.nima.2018.11.072](https://doi.org/10.1016/j.nima.2018.11.072)
- Ghirlanda, G., Salafia, O. S., Paragi, Z., et al. 2019, *Science*, 363, 968, doi: [10.1126/science.aau8815](https://doi.org/10.1126/science.aau8815)
- Goldstein, A., Veres, P., Burns, E., et al. 2017, *ApJL*, 848, L14, doi: [10.3847/2041-8213/aa8f41](https://doi.org/10.3847/2041-8213/aa8f41)
- Golomb, J., Legred, I., Chatziioannou, K., Abac, A., & Dietrich, T. 2024, *PhRvD*, 110, 063014, doi: [10.1103/PhysRevD.110.063014](https://doi.org/10.1103/PhysRevD.110.063014)
- Gommers, R., Virtanen, P., Haberland, M., et al. 2024, *scipy/scipy: SciPy 1.14.0rc2, v1.14.0rc2*, Zenodo, doi: [10.5281/zenodo.11702230](https://doi.org/10.5281/zenodo.11702230)
- Gottlieb, O., Nakar, E., Piran, T., & Hotokezaka, K. 2018, *MNRAS*, 479, 588, doi: [10.1093/mnras/sty1462](https://doi.org/10.1093/mnras/sty1462)
- Granot, J., Panaitescu, A., Kumar, P., & Woosley, S. E. 2002, *ApJL*, 570, L61, doi: [10.1086/340991](https://doi.org/10.1086/340991)
- Gulminelli, F., & Raduta, A. R. 2015, *PhRvC*, 92, 055803, doi: [10.1103/PhysRevC.92.055803](https://doi.org/10.1103/PhysRevC.92.055803)
- Gupta, I., Borhanian, S., Dhani, A., et al. 2023a, *PhRvD*, 107, 124007, doi: [10.1103/PhysRevD.107.124007](https://doi.org/10.1103/PhysRevD.107.124007)
- Gupta, I., Afle, C., Arun, K. G., et al. 2023b, *arXiv e-prints*, arXiv:2307.10421, doi: [10.48550/arXiv.2307.10421](https://doi.org/10.48550/arXiv.2307.10421)
- Hannam, M., Schmidt, P., Bohé, A., et al. 2014, *PhRvL*, 113, 151101, doi: [10.1103/PhysRevLett.113.151101](https://doi.org/10.1103/PhysRevLett.113.151101)
- Harris, C. R., Millman, K. J., van der Walt, S. J., et al. 2020, *Nature*, 585, 357, doi: [10.1038/s41586-020-2649-2](https://doi.org/10.1038/s41586-020-2649-2)
- Howell, E. J., Ackley, K., Rowlinson, A., & Coward, D. 2019, *MNRAS*, 485, 1435, doi: [10.1093/mnras/stz455](https://doi.org/10.1093/mnras/stz455)
- Hunter, J. D. 2007, *Computing in Science & Engineering*, 9, 90, doi: [10.1109/MCSE.2007.55](https://doi.org/10.1109/MCSE.2007.55)
- Janka, H. T., Eberl, T., Ruffert, M., & Fryer, C. L. 1999, *ApJL*, 527, L39, doi: [10.1086/312397](https://doi.org/10.1086/312397)
- Kathirgamaraju, A., Barniol Duran, R., & Giannios, D. 2018, *MNRAS*, 473, L121, doi: [10.1093/mnrasl/slx175](https://doi.org/10.1093/mnrasl/slx175)
- Lackey, B. D., Nayyar, M., & Owen, B. J. 2006, *PhRvD*, 73, 024021, doi: [10.1103/PhysRevD.73.024021](https://doi.org/10.1103/PhysRevD.73.024021)
- Lam, S. K., Pitrou, A., & Seibert, S. 2015, in *Proc. Second Workshop on the LLVM Compiler Infrastructure in HPC*, 1–6, doi: [10.1145/2833157.2833162](https://doi.org/10.1145/2833157.2833162)
- Lam, S. K., stuartarchibald, Pitrou, A., et al. 2024, *numba/numba: 0.60.0, 0.60.0*, Zenodo, doi: [10.5281/zenodo.11642058](https://doi.org/10.5281/zenodo.11642058)
- Lee, W. H., & Ramirez-Ruiz, E. 2007, *New Journal of Physics*, 9, 17, doi: [10.1088/1367-2630/9/1/017](https://doi.org/10.1088/1367-2630/9/1/017)
- Legred, I., Chatziioannou, K., Essick, R., Han, S., & Landry, P. 2021, *PhRvD*, 104, 063003, doi: [10.1103/PhysRevD.104.063003](https://doi.org/10.1103/PhysRevD.104.063003)
- LIGO Scientific Collaboration, Virgo Collaboration, & KAGRA Collaboration. 2024, Observation of Gravitational Waves from the Coalescence of a 2.5-4.5 Msun Compact Object and a Neutron Star — Data Release, Zenodo, doi: [10.5281/zenodo.10845779](https://doi.org/10.5281/zenodo.10845779)
- Littenberg, T. B., Farr, B., Coughlin, S., Kalogera, V., & Holz, D. E. 2015, *ApJL*, 807, L24, doi: [10.1088/2041-8205/807/2/L24](https://doi.org/10.1088/2041-8205/807/2/L24)
- Maggiore, M., Van Den Broeck, C., Bartolo, N., et al. 2020, *JCAP*, 2020, 050, doi: [10.1088/1475-7516/2020/03/050](https://doi.org/10.1088/1475-7516/2020/03/050)
- Mancarella, M., Iacovelli, F., Foffa, S., Muttoni, N., & Maggiore, M. 2024, *arXiv e-prints*, arXiv:2405.02286, doi: [10.48550/arXiv.2405.02286](https://doi.org/10.48550/arXiv.2405.02286)
- Mazwi, L., Razzaque, S., & Nyadzani, L. 2024, *MNRAS*, 531, 2162, doi: [10.1093/mnras/stae1312](https://doi.org/10.1093/mnras/stae1312)
- Mochkovitch, R., Hernanz, M., Isern, J., & Martin, X. 1993, *Nature*, 361, 236, doi: [10.1038/361236a0](https://doi.org/10.1038/361236a0)
- Mondal, T., Chakraborty, S., Resmi, L., & Bose, D. 2024, *arXiv e-prints*, arXiv:2409.07916, doi: [10.48550/arXiv.2409.07916](https://doi.org/10.48550/arXiv.2409.07916)
- Morisaki, S., Smith, R., Tsukada, L., et al. 2023, *PhRvD*, 108, 123040, doi: [10.1103/PhysRevD.108.123040](https://doi.org/10.1103/PhysRevD.108.123040)
- Müller, M., Mukherjee, S., & Ryan, G. 2024, *arXiv e-prints*, arXiv:2406.11965, doi: [10.48550/arXiv.2406.11965](https://doi.org/10.48550/arXiv.2406.11965)
- Nakar, E. 2007, *Physics Reports*, 442, 166, doi: <https://doi.org/10.1016/j.physrep.2007.02.005>
- O’Connor, B., Beniamini, P., & Gill, R. 2024, *MNRAS*, 533, 1629, doi: [10.1093/mnras/stae1941](https://doi.org/10.1093/mnras/stae1941)
- pandas development team, T. 2024, *pandas-dev/pandas: Pandas, v2.2.3*, Zenodo, doi: [10.5281/zenodo.13819579](https://doi.org/10.5281/zenodo.13819579)
- Pannarale, F., & Ohme, F. 2014, *ApJL*, 791, L7, doi: [10.1088/2041-8205/791/1/L7](https://doi.org/10.1088/2041-8205/791/1/L7)
- Reitze, D., Adhikari, R. X., Ballmer, S., et al. 2019, in *Bulletin of the American Astronomical Society*, Vol. 51, 35, doi: [10.48550/arXiv.1907.04833](https://doi.org/10.48550/arXiv.1907.04833)

- Romero-Shaw, I. M., Talbot, C., Biscoveanu, S., et al. 2020, *Monthly Notices of the Royal Astronomical Society*, 499, 3295–3319, doi: [10.1093/mnras/staa2850](https://doi.org/10.1093/mnras/staa2850)
- Salafia, O. S., & Ghirlanda, G. 2022, *Galaxies*, 10, 93, doi: [10.3390/galaxies10050093](https://doi.org/10.3390/galaxies10050093)
- Sarin, N., Lasky, P. D., Vivanco, F. H., et al. 2022, *PhRvD*, 105, 083004, doi: [10.1103/PhysRevD.105.083004](https://doi.org/10.1103/PhysRevD.105.083004)
- Smith, R., Field, S. E., Blackburn, K., et al. 2016, *PhRvD*, 94, 044031, doi: [10.1103/PhysRevD.94.044031](https://doi.org/10.1103/PhysRevD.94.044031)
- Speagle, J. S. 2019, arXiv e-prints, arXiv:1904.02180. <https://arxiv.org/abs/1904.02180>
- Stone, N., Loeb, A., & Berger, E. 2013, *PhRvD*, 87, 084053, doi: [10.1103/PhysRevD.87.084053](https://doi.org/10.1103/PhysRevD.87.084053)
- Thrane, E., & Talbot, C. 2019, *PASA*, 36, e010, doi: [10.1017/pasa.2019.2](https://doi.org/10.1017/pasa.2019.2)
- Urrutia, G., De Colle, F., Murguía-Berthier, A., & Ramírez-Ruiz, E. 2021, *MNRAS*, 503, 4363, doi: [10.1093/mnras/stab723](https://doi.org/10.1093/mnras/stab723)
- Van Rossum, G., & Drake, F. L. 2009, *Python 3 Reference Manual* (Scotts Valley, CA: CreateSpace)
- Virtanen, P., Gommers, R., Oliphant, T. E., et al. 2020, *Nature Methods*, 17, 261, doi: [10.1038/s41592-019-0686-2](https://doi.org/10.1038/s41592-019-0686-2)
- Wagg, T., & Broekgaarden, F. 2024, *The Software Citation Station*, Zenodo, doi: [10.5281/zenodo.11292917](https://doi.org/10.5281/zenodo.11292917)
- Wagg, T., & Broekgaarden, F. S. 2024, arXiv e-prints, arXiv:2406.04405. <https://arxiv.org/abs/2406.04405>
- Wes McKinney. 2010, in *Proceedings of the 9th Python in Science Conference*, ed. Stéfan van der Walt & Jarrod Millman, 56 – 61, doi: [10.25080/Majora-92bf1922-00a](https://doi.org/10.25080/Majora-92bf1922-00a)
- Zappa, F., Bernuzzi, S., Pannarale, F., Mapelli, M., & Giacobbo, N. 2019, *PhRvL*, 123, 041102, doi: [10.1103/PhysRevLett.123.041102](https://doi.org/10.1103/PhysRevLett.123.041102)
- Zhu, J.-P., Wu, S., Qin, Y., et al. 2022, *ApJ*, 928, 167, doi: [10.3847/1538-4357/ac540c](https://doi.org/10.3847/1538-4357/ac540c)