

Self-separated and self-connected models for mediator and outcome missingness in mediation analysis

Trang Quynh Nguyen, Razieh Nabi, Fan Yang, Elizabeth A. Stuart

November 12, 2024

Abstract

Missing data is a common problem that challenges the study of effects of treatments. In the context of mediation analysis, this paper addresses missingness in the two key variables, mediator and outcome, focusing on identification. We consider self-separated missingness models where identification is achieved by conditional independence assumptions only and self-connected missingness models where identification relies on so-called shadow variables. The first class is somewhat limited as it is constrained by the need to remove a certain number of connections from the model. The second class turns out to include substantial variation in the position of the shadow variable in the causal structure (vis-a-vis the mediator and outcome) and the corresponding implications for the model. In constructing the models, to improve plausibility, we pay close attention to allowing, where possible, dependencies due to unobserved causes of the missingness. In this exploration, we develop theory where needed. This results in templates for identification in this mediation setting, generally useful identification techniques, and perhaps most significantly, synthesis and substantial expansion of shadow variable theory.

Keywords: causal mediation analysis, missing data, sequentially ignorable missingness, self-separated missingness, self-connected missingness, missing mediator, missing outcome, shadow variable

1 Introduction

Mediation analysis is commonly used in many fields to study the roles that certain variables play on the pathway of causal effects. The last two decades have seen major developments in mediation analysis methodology, including formalization of different estimands, clarification of identifying assumptions, and many estimation methods. Much of this literature puts aside the problem of missing data. Yet missing data is ubiquitous, and the combination of mediator and outcome missingness poses a greater challenge to mediation analysis than outcome missingness does in non-mediation settings (Lee, 2020). How to handle this combined missingness is an important topic of on-going research. This paper draws insights from recent advances in missing data theory to extend the range of identified models for mediator and outcome missingness and explore features of these models. This work thus contributes to solidifying the knowledge base that serves as foundation for method development and ultimately model and method choices for practice.

1.1 Background and related work

The handling of missing data in mediation analysis (and other analysis types) in practice often involves methods that assume the missingness is at random (MAR) (such as inverse probability of response weighting, multiple imputation, full-information maximum likelihood) or is completely at random (MCAR) (such as complete-case analysis). A general concern (sometimes noted in limitation sections of studies), however, is that these assumptions may not hold. It has been repeatedly shown that multiple imputation leads to biased results if the MAR assumption is not satisfied, for example, because the missingness of a variable is caused by the variable itself (Zhang and Wang, 2013; Dashti et al., 2024). This calls for more attention to models that relax MAR.

In the literature on missingness that is not at random (MNAR), there have been several important recent strands. In the first strand (e.g., Mohan et al., 2013; Bhattacharya et al., 2020; Nabi et al., 2020), it is shown that identification is possible for a range of cases with certain conditional independence assumptions, even though MAR does not hold. To our knowledge, this theory has not been used to explore model options for mediation analysis. In the second strand (d’Haultfoeuille, 2010; Kott, 2014; Wang et al., 2014; Zhao and Shao, 2015; Miao et al., 2024; Miao and Tchetgen Tchetgen, 2016; Yang et al., 2019; Li et al., 2023; Zuo et al., 2024; Li and Zhou, 2017), the non-identifiability due to dependence between a variable and its missingness is resolved by tapping into information in a *shadow variable*, i.e., a special variable that is associated with the variable of interest but conditionally independent of the missingness. In the context of mediation analysis, Zuo et al. (2024) examine several shadow variable models with mediator and outcome missingness; Li and Zhou (2017) use a shadow variable to handle missingness in the outcome alone. A third strand relies on a different type of special variable that (conditional on fully observed variables) is independent of the variable of interest but is associated with its missingness (Sun et al., 2018). Our paper builds on the first two of these literatures to expand the range of identified models for mediator and outcome missingness.

Another literature that this work draws from concerns the testability of missingness models, i.e., whether a model implies certain conditions about the observed data distribution, which in principle can be verified against data as a way to falsify the model (Potthoff et al., 2006; Mohan et al., 2013; Nabi and Bhattacharya, 2023). Our discussion of models will cover model testability.

1.2 Our contributions

On missing data in mediation analysis

Our main contribution to the topic of mediator and outcome missingness is to expand the range of identified models. We consider two broad classes of missingness models: models where a variable and its missingness do not cause each other and do not share completely unobserved causes (aka *self-separated* missingness models); and models where a variable influences, or shares completely unobserved causes with, its missingness (aka *self-connected* missing models). (This distinction is related, but not equivalent, to terminology such as “no self-censoring” (Malinsky et al., 2022) or “self-masking” (Mohan, 2019), which refer to whether a variable influences its own missingness, but not to whether a variable and its missingness are dependent due to unobserved causes.) In the self-separated missingness model class, we show that there are identified models other than MAR;

and that MAR is arguably unnecessarily restrictive as it is dominated by sequentially ignorable missingness (SIM). In the self-connected missingness model class, we find a rather a wide range of shadow variable models, of which [Zuo et al.](#)'s models constitute a subset.

A secondary contribution is our attention to settings with different temporal orders. The theory literature cited above includes models where one variable is influenced by another variable yet influences the missingness in that variable. We observe that this may cause some confusion about how a variable causes the missingness of a variable in the past. To bring clarity on this matter, we make temporal ordering explicit. With mediator and outcome missingness, the missingness model can take on one of several temporal orders, depending on whether the mediator and outcome each are measured in-time or measured retrospectively. We consider four temporal order settings. Not surprisingly, the options of identified models vary across those settings.

Regarding model testability, we find that a large number of the models covered have testable implications. These results are important as they may help screen out wrong models.

The paper focuses on models and identification, and leaves methods for estimation and inference out of its scope. To facilitate the next steps, we express identification results in specific forms that can be used in methods development.

The paper is based on causal mediation analysis, but the results are also relevant to traditional mediation analysis ([Baron and Kenny, 1986](#)), which can be considered a special case.

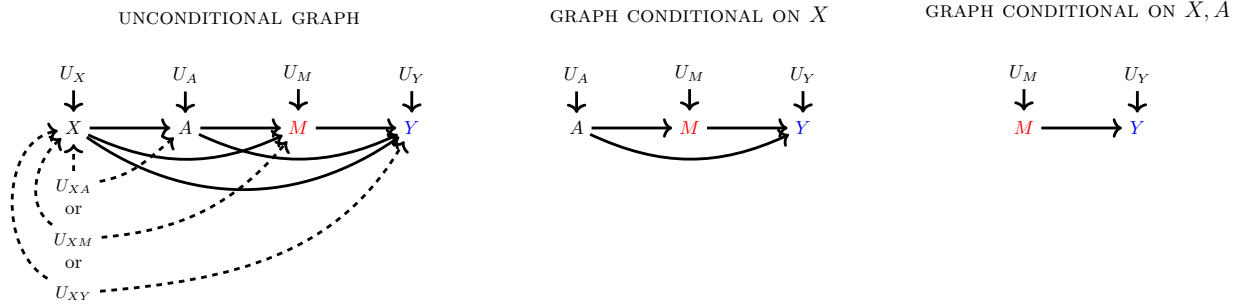
Identification theory in general

With regards to theory beyond the mediation context, our main contributions are in synthesizing and extending shadow variable theory. First, we present a simple version of shadow variable theory that ties together existing results, and accommodates missingness in the shadow variable under some conditions. It uses a connection between two odds of missingness – one conditional on the variable itself and one conditional on the shadow variable – which works well with certain odds-tilting techniques that we introduce. Second, we extend shadow variable theory to address the case with self-connected missingness in two *main* variables and an *external* shadow variable, finding three models that allow self-masking. These models applies generally to situations where the joint distribution of two variables is of interest, and can be adapted to accommodate more than two variables.

1.3 Overview of the paper

Section 2 introduces the setting and the key task of identifying the conditional mediator and outcome distributions in the presence of mediator and outcome missingness. This section then goes over several initial considerations about the missingness, including temporal orders and saturated missingness models which we use as starting points. Section 3 explores self-separated missingness models, and Section 4 explores several subclasses of self-connected missingness models, including how they apply to the different temporal order settings. Both sections focus on identification and model falsifiability, and develop theory where needed. Section 5 concludes with some remarks.

Figure 1: A main model that satisfies SIAA, shown in unconditional graph (left) and in graphs conditional on X (middle) and on X, A (right). The model allows at most one of three types of unobserved common causes U_{XA} , U_{XM} , U_{XY} (between X and respectively A , M , Y).



2 Setting

2.1 Setting and estimands

Consider the setting with a binary exposure A , a mediator M , a univariate outcome Y , and baseline covariates X . Using the potential outcomes framework (Rubin, 1974; Splawa-Neyman, 1923) and invoking consistency/SUTVA (Rubin, 1974; Cole and Frangakis, 2009), let M_a, Y_a denote the potential mediator and potential outcome variables that would materialize had exposure been set to $a \in \{0, 1\}$; let Y_{am} denote the potential outcome had exposure and mediator been set to a and m , respectively, where m is in the support of M conditional on $X, A = a'$, and $a, a' \in \{0, 1\}$.

Throughout, we assume *sequential ignorability of exposure assignment and mediator assignment* (SIAA), which consists of two components:

$$A \perp\!\!\!\perp (M_{a'}, Y_{am}) \mid X, \quad (\text{SIAA-1})$$

$$M \perp\!\!\!\perp Y_{am} \mid X, A = a. \quad (\text{SIAA-2})$$

This assumption focuses on the assigned exposure and assigned mediator, thus is weaker than Imai et al.'s (2010a; 2010b) sequential ignorability. We will work with a directed acyclic graph (DAG) model that respects SIAA (see Figure 1) where X captures all common causes of A, M, Y . This means an X variable can share unobserved causes with at most one of these three variables, which is explicit in the unconditional graph representation of the model, and implicit in the graphs that condition on X . In this simple setting, there are no post-exposure mediator-outcome confounders.

Depending on the research question, causal mediation analyses may target different estimands with different assumption requirements for identification, including natural (in)direct effects (Robins and Greenland, 1992; Pearl, 2001) and a large class of interventional effects (see e.g., Didelez et al., 2006; VanderWeele et al., 2014; Nguyen et al., 2021; Hejazi et al., 2023). Rather than targeting specific effect definitions, in this paper, we will focus on the conditional mediator and outcome densities $P(M \mid X, A)$ and $P(Y \mid X, A, M)$. These appear in identification results for various effects. For example, under SIAA (and relevant positivity assumptions), the potential outcome means contrasted by certain

interventional (in)direct effects are identified by statistical parameters of the form

$$E\{E\{E\{Y \mid X, A = a, M\} \mid X, A = a'\}\} = \int \int \int y P(y \mid x, m, a) P(m \mid x, a') P(x) dy dm dx$$

in the absence of missing data. (If the cross-world independence assumption $M_{a'} \perp\!\!\!\perp Y_{am} \mid X, A$ is also invoked, these also identify the potential outcome means contrasted by the natural (in)direct effects.) Also under SIAA, the potential outcome means contrasted by a controlled direct are identified by statistical parameters of the form

$$E\{E\{Y \mid X, A = a, M = m\}\} = \int \int y P(y \mid x, m, a) P(x) dy dx$$

in the absence of missing data.

2.2 Mediator and outcome missingness: initial considerations

Our central task in this paper is to identify $P(M \mid X, A)$ and $P(Y \mid X, A, M)$ in the presence of mediator and outcome missingness, or more precisely, to discuss missingness models where $P(M \mid X, A)$ and $P(Y \mid X, A, M)$ are identified. To simplify language, we will call a model “identified” if these two densities are identified, otherwise we call the model “unidentified.”

Let R_M and R_Y be binary variables indicating whether M and Y , respectively, are observed. These variables are *response indicators*, but we will also loosely refer to them by the common term *missing indicators*. For notational convenience, let $R_{MY} := R_M R_Y$.

2.2.1 Temporal orders

In terms of temporal ordering, we require that R_M comes after M and R_Y comes after Y . This allows four settings with different temporal orders, which we label *in-time* (M, R_M, Y, R_Y), *delayed* (M, Y, R_M, R_Y), *unordered* (M, Y, R_M, R_Y), and *reverse* (M, Y, R_Y, R_M). The *in-time* setting is most common, with M and Y measured when or soon after they are realized (soon enough so R_M precedes Y). The other orders may be relevant if M and/or Y are measured retrospectively. For example, [Benkeser et al. \(2021\)](#) consider the case-cohort sampling design where the mediator is measured (where measuring involves testing stored blood samples) only for individuals who develop the outcome and a subset of the individuals who do not. When there is also outcome missingness, this is a case of the *reverse* setting.

2.2.2 Saturated missingness models

Rather than immediately discussing identified models, we start with larger models (labeled *saturated*) that allow the missingness of the two variables to be caused by variables in the main model and their unobserved causes, and to be causally related, while respecting temporal order. (We put aside situations where the missingness has causes that are downstream of the variables in the main model, which deserve separate attention.) Starting with large models helps make explicit what structures are assumed away in the more restrictive models that obtain identification.

Figure 2: Saturated missingness models for different R_M, R_Y temporal orders. Full-form (but not reduced-form) presentation uses left-to-right layout of temporal order.

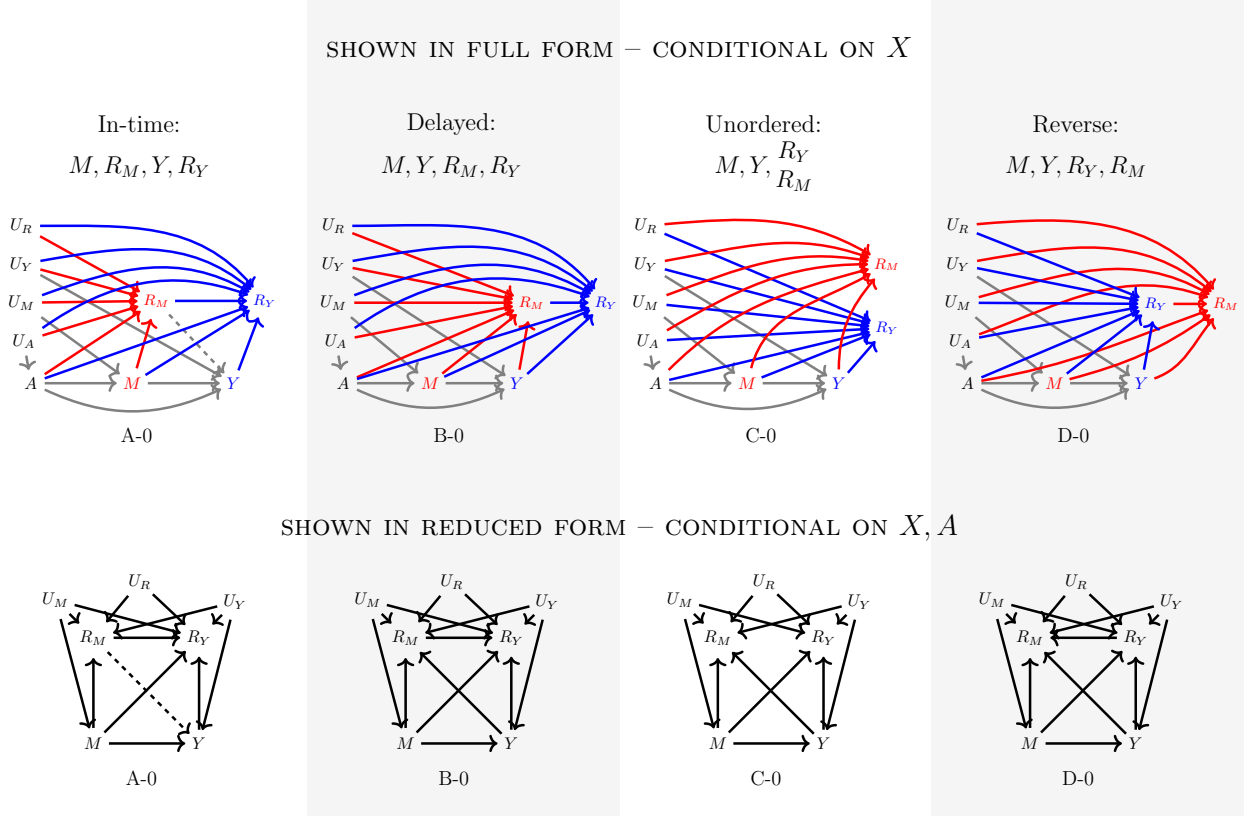


Figure 2 presents the saturated models for the four temporal orders. The top panel shows the models in what we call *full form*, which conditions on X and uses a left-to-right portrayal of temporal order. The bottom panel shows them in *reduced form*, conditional on all the fully observed variables (X, A) and without the left-to-right format (a common representation in the theoretical literature on graphical missingness models). We label these models A-0, B-0, C-0 and D-0, with the letter differentiating the settings and 0 indicating these models are our starting points.

There are connections among these models: If we put temporal orders aside, C-0 is a submodel of both B-0 and D-0. Also, if we remove the $R_M \rightarrow Y$ path from A-0, it becomes a submodel of B-0.

A note on the dashed $R_M \rightarrow Y$ path in A-0: This type of path from a missingness indicator to a variable in the main model is typically excluded in the literature, with the implicit assumption that Y remains the same regardless of whether any other variable is observed or missing. This path may however be relevant in some contexts. An example is where data collection on the mediator takes place on the same day and at the same place as an intervention session (either unintentionally or intentionally to reduce participant burden), then R_M effectively is an indicator of being exposed to the session, which may affect the outcome. Another example is given in [Srinivasan et al. \(2023\)](#), where showing up for a study visit may affect future outcome through feelings of self-empowerment. Interestingly, if $R_M \rightarrow Y$ is present, $U_M \rightarrow R_M$ need to be absent, otherwise there is M - Y confounding (violating SIAA); this point will be relevant in Section 4.4.1.

2.2.3 Response positivity assumptions

Throughout we assume the following two response positivity assumptions. Several models will require additional positivity assumptions, which will be noted then.

R_M positivity: $P(R_M = 1 | x, a, m) > 0$ for all (x, m) such that $P(x, a, m) > 0$

R_Y positivity: $P(R_{MY} = 1 | x, a, m, y) > 0$ for all (x, m, y) such that $P(x, a, m, y) > 0$

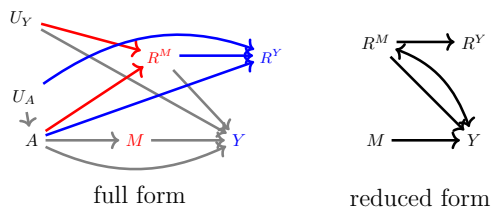
2.2.4 Non-identification when R_M shares unobserved causes with Y or influences Y

When there is either a $R_M \leftarrow U_Y \rightarrow Y$ or a $R_M \rightarrow Y$ path, $P(Y | X, A, M)$ is generally not identified. This is because this density is a weighted average of two densities, $P(Y | X, A, M, R_M = 1)$ and $P(Y | X, A, M, R_M = 0)$, the latter of which is not identified. This affects all the four saturated models, as they all include $R_M \leftarrow U_Y \rightarrow Y$, and A-0 also allows $R_M \rightarrow Y$.

An interesting case is the “disjoint MAR” model in Figure 3, which is a submodel of A-0 that retains the two problematic paths. (In the reduced form we use a double-headed arrow to abbreviate the path between two variables due to an unobserved cause when that cause is not shared by other variables.) In this model, the mediator is MAR ($R_M \perp\!\!\!\perp M | X, A$, with fully observed X, A), which identifies $P(M | X, A) = P(M | X, A, R_M = 1)$; the outcome is also MAR ($R_Y \perp\!\!\!\perp Y | X, A, R_M$, with fully observed X, A, R_M), which identifies $P(Y | X, A) = E[P(Y | X, A, R_M) | X, A]$. However, we need $P(Y | X, A, M)$, not $P(Y | X, A)$. This example shows that not all MAR conditions are helpful. Specifically, it is not helpful to have MAR conditional on the missing indicator (R_M) of a variable (M) conditional on which the estimand ($P(Y | X, A, M)$) is defined.

Because of this non-identification, we will not see models with $R_M \leftarrow U_Y \rightarrow Y$ and/or $R_M \rightarrow Y$ again until Section 4.4.1.

Figure 3: A “disjoint MAR” model



3 Self-separated missingness models

In this section, we seek models with self-separated missingness that are submodels of the saturated models above where $P(M | X, A)$ and $P(Y | X, A, M)$ are identified based on certain conditional independence assumptions. In addition to identification, we pay close attention to model falsifiability, i.e., whether the model implies conditions about the observed data distribution, which can in principle be verified.

Specifically, we will cover six missingness models (i.e., sets of conditional independence assumptions) in two groups: sequentially ignorable missingness and other models (sections 3.1 and 3.3). In between presenting the models, we will introduce a general identification approach with some tweaks for the current setting (section 3.2), and offer some useful identification techniques (section 3.4). We discuss this whole class of models at the end (section 3.5).

The models are labeled S1 to S6 (S for self-*separation*). They apply to one or more temporal settings, so setting-specific models are labeled accordingly, e.g., C-S2 (a submodel of C-0) or AB-S1 (a submodel of both A-0 and B-0). Figure 4 shows the DAGs for these models.

Proofs for all results in this section are relegated to Appendix A. Identification results and testable implications are collected in Table 1.

3.1 Sequentially ignorable missingness models

This group includes two sequentially ignorable missingness (SIM) models (explained shortly), followed by a MAR model, which is more restrictive than SIM.

3.1.1 Model S1 (SIM type 1)

Model S1 is relevant to the *in-time*, *delayed* and *unordered* settings (see AB-S1 and C-S1 in Figure 4). It is the least restrictive model that gives available-case identification (the simplest result):

$$\begin{aligned} P(M | X, A) &= P(M | X, A, R_M = 1), \\ P(Y | X, A, M) &= P(Y | X, A, M, R_{MY} = 1). \end{aligned}$$

S1 deserves close attention because, as we shall see, it is effectively the only viable option in this self-separation class of models for the *in-time* setting.

Assumption S1:

$$R^M \perp\!\!\!\perp (M, Y) | X, A, \tag{S1-1}$$

$$R^Y \perp\!\!\!\perp Y | X, A, M, R^M. \tag{S1-2}$$

This assumption is about ignorability of R_M followed by ignorability of R_Y , hence the *sequentially ignorable missingness* (SIM) label. In settings where it is appropriate to (roughly) consider R_M and M as concurrent and R_Y and Y as concurrent, this statement has an intuitive meaning: missingness in the present is uninformative of the present and the future when conditioning on the past.

There is an alternative, equivalent, statement of this assumption as

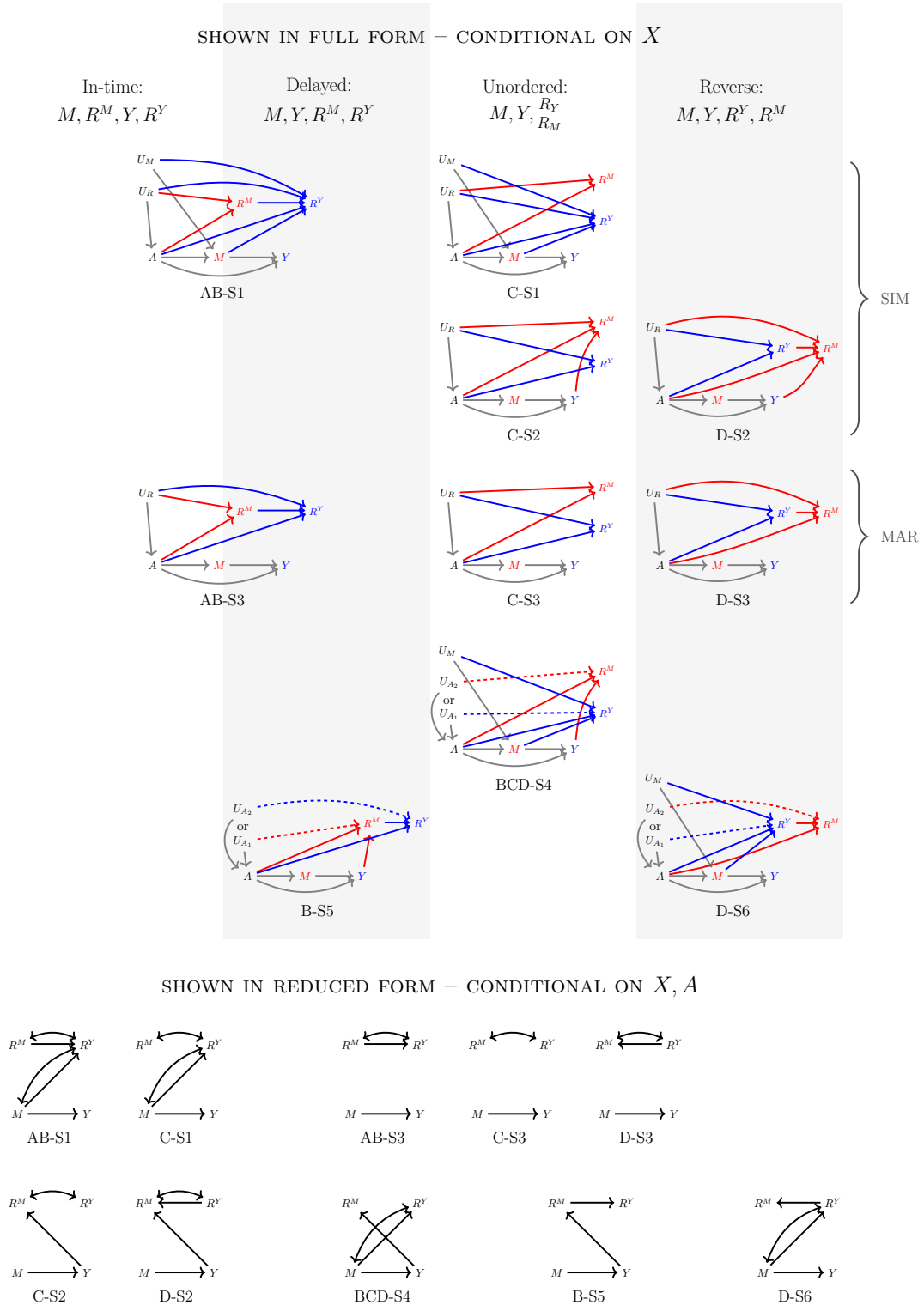
$$R_M \perp\!\!\!\perp M | X, A, \tag{S1-1b}$$

$$(R_M, R_Y) \perp\!\!\!\perp Y | X, A, M, \tag{S1-2b}$$

where each component identifies one of the two densities of interest: the first component (which identifies $P(M | X, A)$) is a standard single-variable MAR condition; the second component (which identifies $P(Y | X, A, M)$) is a generalized condition of the same flavor.

Note from the DAGs (AB-S1 and A-S1) that this model involves not only self-separation but also

Figure 4: DAGs of models with self-separation where identification is based on conditional independence assumptions.



separation of R_M and Y . For the *delayed* and *unordered* settings, this means Y does not influence R_M , even though it precedes R_M .

There are weaker versions of S1 that give the same identification result. The weakest version starts with the second statement and replaces (R_M, R_Y) in S1-2b with R_{MY} . As R_{MY} is a composite variable, however, it is not immediately clear what this weaker condition means in practical terms. Another weak version starts with the first statement and replaces R_M in S1-2 with $R_M = 1$; this means outcome self-separation is only needed among those whose mediator is observed. Note that this weaker version of SIM is similar in form to the SIAA assumption of the main model.

3.1.2 Model S2 (SIM type 2)

This model, which is relevant to the *unordered* and *reverse* settings (see C-S2 and D-S2 in Figure 4), involves self-separation and R_Y - M separation. The assumption is a mirror image of S1, where the order of ignorability is first R_Y then R_M .

Assumption S2:

$$R_Y \perp\!\!\!\perp (M, Y) \mid X, A, \tag{S2-1}$$

$$R_M \perp\!\!\!\perp M \mid X, A, Y, R_Y. \tag{S2-2}$$

Although the two assumptions mirror each other, S2 is implicitly more restrictive regarding unobserved common causes. S1 allows R_Y and M to share unobserved causes, but S2 does not similarly allow R_M and Y to share unobserved causes, i.e., no $R_M \leftarrow U \rightarrow Y$ path (see Section 2.2.4). Adding such a path would make Y a collider, rendering $P(M \mid X, A, Y)$ in the factorization below unidentified.

Similar to S1, S2 has a second equivalent expression

$$R_Y \perp\!\!\!\perp Y \mid X, A, \tag{S2-1b}$$

$$(R_M, R_Y) \perp\!\!\!\perp M \mid X, A, Y. \tag{S2-2b}$$

Also similar to S1, there are weaker versions of S2, where R_Y in S2-2 is replaced with $R_Y = 1$, and where (R_M, R_Y) in S2-2b is replaced with R_{MY} .

Identification. Under S2, one can identify the joint density $P(M, Y \mid X, A)$ via factorization in the Y -then- M order,

$$P(M, Y \mid X, A) = P(Y \mid X, A)P(M \mid X, A, Y) = P(Y \mid X, A, R_Y = 1)P(M \mid X, A, Y, R_{MY} = 1),$$

and then derive the densities of interest, $P(M \mid X, A)$ and $P(Y \mid X, A, M)$, from this joint density. Alternatively, a more direct approach can be taken, which will be introduced in Section 3.2. We will wait until then to show the identification result under S2.

3.1.3 Model S3 (MAR)

This model can be used for all four temporal order settings (see AB-S3, C-S3 and D-S3 in Figure 4). The assumption is that M, Y are *jointly* MAR, which we refer to simply as MAR.

Assumption S3:

$$(R^M, R^Y) \perp\!\!\!\perp (M, Y) \mid X, A, \quad (\text{S3})$$

S3 implies both S1 and S2, meaning SIM of either type is a generalization of MAR.

Testable implications. S3 is falsifiable, as it implies (Potthoff et al., 2006; Mohan and Pearl, 2021) the testable conditions

$$R_Y \perp\!\!\!\perp M \mid X, A, R_M = 1, \quad (\text{T1})$$

$$R_M \perp\!\!\!\perp Y \mid X, A, R_Y = 1. \quad (\text{T2})$$

Note that S1 and S2 do not have these implications; these are present here because MAR is more restrictive than SIM.

MAR or SIM? S3 provides available-case identification, which is the same as the result under S1, but is simpler than that under S2. There is thus no reason to adopt MAR over SIM type 1; this removes from consideration model AB-S3 (for the *in-time* and *delayed* settings) as well as model C-S3 as an alternative to C-S1 (for the *unordered* setting). Between MAR and SIM type 2 (C-S3 versus C-S2 for the *unordered* setting and D-S3 versus D-S2 for the *reverse* setting), there is a trade-off: MAR is more restrictive, but the additional restriction affords a simpler identification result.

3.2 Tailoring a general approach: Identifying response probabilities

Above we mentioned an alternative identification method for model S2. It is based on the general approach of recovering full-data distributions by identifying conditional response probabilities. Here we tailor this approach to the current setting, to provide templates that are useful not only for model S2 but also other models in the remainder of the paper.

General approach. We start by defining *tilting functions* that map from observed-data to full-data conditional densities of M and Y . Specifically, let

$$\begin{cases} h(X, A, M) & := P(M \mid X, A) / P(M \mid X, A, R_M = 1) \\ h_b(X, A, M) & := P(M \mid X, A) / P(M \mid X, A, R_{MY} = 1) \\ k(X, A, M, Y) & := P(Y \mid X, A, M) / P(Y \mid X, A, M, R_{MY} = 1) \end{cases}$$

As $P(M \mid X, A, R_M = 1)$, $P(M \mid X, A, R_{MY} = 1)$ and $P(Y \mid X, A, M, R_{MY} = 1)$ are observed data densities, $P(M \mid X, A)$ is identified if either function h or h_b is identified, and $P(Y \mid X, A, M)$ is identified if function k is identified. Identifying $P(M \mid X, A)$ and $P(Y \mid X, A, M)$ is the same as identifying tilting functions. We will report identification results as results for tilting functions.

By Bayes' rule, these tilting functions can be re-expressed as ratios of response probabilities,

$$\begin{cases} h(X, A, M) & = P(R_M = 1 \mid X, A) / P(R_M = 1 \mid X, A, M) \\ h_b(X, A, M) & = P(R_{MY} = 1 \mid X, A) / P(R_{MY} = 1 \mid X, A, M) \\ k(X, A, M, Y) & = P(R_{MY} = 1 \mid X, A, M) / P(R_{MY} = 1 \mid X, A, M, Y) \end{cases} \quad (1)$$

With these expressions, we can identify $P(M \mid X, A)$ and $P(Y \mid X, A, M)$ either by (i) identifying the three probabilities $P(R_M = 1 \mid X, A, M)$, $P(R_{MY} = 1 \mid X, A, M)$ and $P(R_{MY} = 1 \mid X, A, M, Y)$

Table 1: Identification results and testable implications of self-separated missingness models

Model	Tilting functions	Testable implications
S1	$h = 1, k = 1.$	
S2	$h_b = E[g_b X, A, M, R_{MY} = 1], k = g_b/h_b,$ where $g_b = \frac{P(R_M = 1 X, A, R_Y = 1)}{P(R_M = 1 X, A, Y, R_Y = 1)}.$	
S3	$h = 1, k = 1.$	T1, T2
S4	$h = E[g X, A, M, R_{MY} = 1], k = g/h,$ where $g = \frac{P(R_M = 1 X, A)}{P(R_M = 1 X, A, Y, R_Y = 1)}.$	T3
S5	$h = E[g X, A, M, R_{MY} = 1], k = g/h,$ where $g = P(R_M = 1 X, A) \left[1 + \text{odds}(R_M = 0 X, A, Y, R_Y = 1) \frac{P(R_Y = 1 X, A, Y, R_M = 1)}{P(R_Y = 1 X, A, Y, R_M = 0)} \right].$	T1
S6	$h = P(R_M = 1 X, A) \left[\frac{P(R_Y = 1 X, A, M, R_M = 1)}{P(R_M = 1 X, A, R_Y = 1)} + \frac{P(R_Y = 0 X, A, M, R_M = 1)}{P(R_M = 1 X, A, R_Y = 0)} \right],$ $k = 1.$	T2

(which would identify h and k) or by (ii) identifying the two probabilities $P(R_{MY} = 1 | X, A, M)$ and $P(R_{MY} = 1 | X, A, M, Y)$ (which would identify h_b and k).

Tailoring to current setting. For some models (S2 included), to identify $P(R_M = 1 | X, A, M)$ and/or $P(R_{MY} = 1 | X, A, M)$ is complicated. To allow sidestepping these specific probabilities, we derive a different set of expressions for the tilting functions.

Specifically, define product functions

$$g(X, A, M, Y) := hk = \frac{P(R_M = 1 | X, A)P(R_Y = 1 | X, A, M, R_M = 1)}{P(R_{MY} = 1 | X, A, M, Y)},$$

$$g_b(X, A, M, Y) := h_bk = \frac{P(R_{MY} = 1 | X, A)}{P(R_{MY} = 1 | X, A, M, Y)},$$

and note that g and g_b are identified if $P(R_{MY} = 1 | X, A, M, Y)$ is identified.

Then the key is to see that h and h_b are expectations of g and g_b over the outcome distribution given X, A, M among the complete cases (see details in the Appendix). This obtains new expressions for the tilting functions in terms of g or g_b :

$$\begin{cases} h(X, A, M) &= E[g | X, A, M, R_{MY} = 1] \\ h_b(X, A, M) &= E[g_b | X, A, M, R_{MY} = 1] \\ k(X, A, M, Y) &= g/h = g_b/h_b \end{cases} \quad (2)$$

With these expressions, identification of $P(M | X, A)$ and $P(Y | X, A, M)$ requires identifying $P(R_{MY} = 1 | X, A, M, Y)$ but not $P(R_M = 1 | X, A, M)$ and $P(R_{MY} = 1 | X, A, M)$.

Application to model S2. Under S2,

$$P(R_{MY} = 1 | X, A, M, Y) = P(R_Y = 1 | X, A)P(R_M = 1 | X, A, Y, R_Y = 1),$$

which obtains $g_b = \frac{P(R_M = 1 | X, A, R_Y = 1)}{P(R_M = 1 | X, A, Y, R_Y = 1)}$ and the corresponding tilting functions h_b and k .

3.3 Self-separated missingness models other than SIM

3.3.1 Model S4 (with R_M - R_Y separation)

This is a well-known two-variable missingness model that appeared in [Mohan et al. \(2013\)](#) as an example of a model where the variables' joint distribution is identified not by the traditional method of factoring and directly applying conditional independence assumptions, but by identifying the response probability. With the separation of R_M and R_Y , this model can apply to the *delayed*, *unordered* and *reverse* settings (see BCD-S4 in Figure 4).

Assumption S4:

$$R^M \perp\!\!\!\perp (M, R_Y) \mid X, A, Y, \quad (\text{S4-1})$$

$$R^Y \perp\!\!\!\perp (Y, R_M) \mid X, A, M. \quad (\text{S4-2})$$

Identification. Under S4,

$$P(R_{MY} = 1 \mid X, A, M, Y) = P(R_M = 1 \mid X, A, Y, R_Y = 1)P(R_Y = 1 \mid X, A, M, R_M = 1).$$

This obtains $g = \frac{P(R_M = 1 \mid X, A)}{P(R_M = 1 \mid X, A, Y, R_Y = 1)}$, and the corresponding tilting functions h and k .

Testable implication. [Nabi and Bhattacharya \(2023\)](#) show that this model is falsifiable. Without going into the complex theory here, the testable implication can be expressed as:

$$\frac{P(R_M = 0, R_Y = 0 \mid X, A)}{P(R_M = 1, R_Y = 1 \mid X, A)} = \mathbb{E} \left[\frac{P(R_M = 0 \mid X, A, Y, R_Y = 1)}{P(R_M = 1 \mid X, A, Y, R_Y = 1)} \cdot \frac{P(R_Y = 0 \mid X, A, M, R_M = 1)}{P(R_Y = 1 \mid X, A, M, R_M = 1)} \mid X, A, R_{MY} = 1 \right]. \quad (\text{T3})$$

This expression is deduced (see the Appendix) from [Nabi and Bhattacharya \(2023\)](#) and [Malinsky et al. \(2022\)](#). A test of this condition is offered in [Nabi and Bhattacharya \(2023\)](#).

3.3.2 Models S5 and S6

Models S5 and S6 apply to the *delayed* and *reverse* settings, respectively (see B-S5 and D-S6 in Figure 4). S5 involves R_Y - M separation (like S2); S6 involves R_M - Y separation (like S1). In S5 the missing indicators do not share unobserved causes with any other variables; in S6 R_Y can share unobserved causes with M . The two model assumptions mirror each other.

Assumption S5:

$$(R_M, R_Y) \perp\!\!\!\perp M \mid X, A, Y, \quad (\text{S5-1})$$

$$R_Y \perp\!\!\!\perp (M, Y) \mid X, A, R_M, \quad (\text{S5-2})$$

$$P(R_Y = 1 \mid X, A, R_M = 0) > 0. \quad (\text{S5-3})$$

Assumption S6:

$$(R_M, R_Y) \perp\!\!\!\perp Y \mid X, A, M, \quad (\text{S6-1})$$

$$R_M \perp\!\!\!\perp (M, Y) \mid X, A, R_Y, \quad (\text{S6-2})$$

$$P(R_M = 1 \mid X, A, R_Y = 0) > 0. \quad (\text{S6-3})$$

Identification. Under S5, g simplifies to $\frac{P(R_M = 1 | X, A)}{P(R_M = 1 | X, A, Y)}$, so we need to identify the denominator response probability (or its inverse). This is achieved using one of the *odds-tilting* techniques explained shortly under 3.4.

Under S6, $P(Y | X, A, M)$ is identified by complete cases. To identify $P(M | X, A)$, a simple strategy is to first identify $P(M, R_Y | X, A)$ (by tilting $P(M, R_Y | X, A, R_M = 1)$) then marginalize over R_Y .

Testable implications. Both models are falsifiable: S5 implies T1 and S6 implies T2.

3.4 Useful techniques: Tilting the odds

There are different ways to identify $\frac{1}{P(R_M=1|X,A,Y)}$ in model S5. We introduce two *odds-tilting* techniques that are generally useful. (The first technique plays a key role in a later theory on shadow variable missingness in Section 4.1.3.) These are tilting techniques in the sense that they “tilt” an identified function toward a function of interest. But unlike the earlier tilting (by h, h_b, k) which targets densities of M, Y , the tilting here targets *missingness odds*. (It is simpler to work with odds than with probabilities, and the inverse response probability is equal to 1 plus the missingness odds, e.g., $\frac{1}{P(R_M=1|X,A,Y)} = 1 + \frac{P(R_M=0|X,A,Y)}{P(R_M=1|X,A,Y)}$.) To lighten notation, we will often write “odds” instead of spelling out a ratio of two probabilities.

Centering on the problem of model S5, the target is $\text{odds}(R_M = 0 | X, A, Y)$. There are two choices for the observed-data odds that one may anchor on: $\text{odds}(R_M = 0 | X, A, Y, R_Y = 1)$ (conditioning additionally on observing Y) and $\text{odds}(R_M = 0 | X, A)$ (removing the conditioning on Y). These give two potential odds-tilting functions:

$$\frac{\text{odds}(R_M = 0 | X, A, Y)}{\text{odds}(R_M = 0 | X, A, Y, R_Y = 1)} = \frac{P(R_Y = 1 | X, A, Y, R_M = 1)}{P(R_Y = 1 | X, A, Y, R_M = 0)}, \quad (3)$$

$$\frac{\text{odds}(R_M = 0 | X, A, Y)}{\text{odds}(R_M = 0 | X, A)} = \frac{P(Y | X, A, R_M = 0)}{P(Y | X, A, R_M = 1)}. \quad (4)$$

This means if we can identify either the response risk ratio on the RHS of (3) or the outcome density ratio on the RHS of (4), we have a tilting function that identifies $\text{odds}(R_M = 0 | X, A, Y)$.

Here S5-2 and S5-3 combined identify both tilting functions, as they allow (i) removing Y from the conditioning set of the response risk ratio (obtaining (3) = $\frac{P(R_Y = 1 | X, A, R_M = 1)}{P(R_Y = 1 | X, A, R_M = 0)}$) and (ii) adding $R_Y = 1$ to the conditioning set of the outcome density ratio (so (4) = $\frac{P(Y | X, A, R_M = 0, R_Y = 1)}{P(Y | X, A, R_M = 1, R_Y = 1)}$).

3.5 Comments on this class of models

This section covers six models, but the practical choices for applications are likely limited. For the common *in-time* setting there is a single viable option: S1. The other settings have more options because of the altered ordering of R_M, R_Y vis-à-vis M, Y and vis-à-vis each other. The *delayed* setting has three options (S1, S4, S5); the *unordered* setting four options (S1, S2, S3 as alternative to S2, and S4); the *reverse* setting four options (S2, S3, S4, S6). These options are likely not equally useful in practice, however. Take model S4 for example, and consider it from a time perspective.

In the *delayed* setting (M, Y, R_M, R_Y) , where M and Y are both measured retrospectively with R_M preceding R_Y , the case where M affects R_Y but skips R_M may be rare. Therefore, time-wise, S4 may be less reasonable for the *delayed* setting than for the *unordered* $(M, Y, \frac{R_M}{R_Y})$ and *reverse* (M, Y, R_M, R_Y) settings. Yet for the latter two settings, a separate consideration for S4 is the plausibility of M and Y both affecting each other’s missingness but not their own.

Let us put aside specific time considerations, disregard MAR (which is dominated by SIM), and just consider the reduced forms of the remaining five models. Three observations can be made. First, out of the five possible pairwise connections for the missingness $(M-R_M, Y-R_Y, M-R_Y, Y-R_M$ and $R_M-R_Y)$, only two are present in each model. As these are self-separated missingness models, the two self-connections are absent, and additionally, one of the other three connections $(M-R_Y, Y-R_M$ and $R_M-R_Y)$ is absent. Adding the absent third connection renders the models unidentified. Choosing among these models means choosing which connection one is willing to assume away.

Second, only SIM models allow R_M and R_Y to share unobserved causes, a point to be considered. Models S5 and S6, for example, do not allow such unobserved common causes, even though they allow R_M to affect R_Y or vice versa. We note that the distinction between these two types of connection seems to be under-appreciated, and researchers may draw a DAG with a directed arrow from one missing indicator to another based on the simple argument that the two may be associated. Yet there are situations where R_M and R_Y may be associated more because they share the same causes than because one causes the other, e.g., where the measurements are far apart and the missingness is non-monotone and does not simply reflect study attrition. The key point is, these models do not hold if factors that may affect both R_M and R_Y (say, in some context, poor physical mobility, mental health struggles, or sporadic cell phone service access) are not part of X .

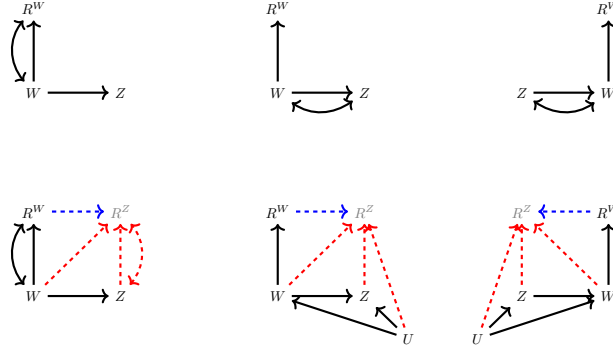
Third, all non-SIM models imply testable conditions. If those conditions do not hold, we are back to SIM as the only option(s) – in this class of self-separated missingness models.

4 Self-connected missingness models with shadow variables

This section concerns situations where, unlike in earlier models, M and/or Y are not separated from their missingness, but the densities of interest are identified by leveraging *shadow variables* (SV, term used in Kott, 2014; Miao et al., 2015) and certain distribution completeness conditions. Outside of the mediation setting, SVs have been used to handle non-ignorable missingness and biased selection by many authors (e.g., d’Haultfoeuille, 2010; Kott, 2014; Wang et al., 2014; Zhao and Shao, 2015; Miao et al., 2024; Miao and Tchetgen Tchetgen, 2016; Yang et al., 2019; Li et al., 2023). In the mediation setting, Zuo et al. (2024) study several models with SVs. Li and Zhou (2017) consider a SV model in handling outcome (but not mediator) missingness. We will first synthesize a general theory, and then discuss its application to mediator and outcome missingness.

Proofs of all results in this section are provided in Appendix B.

Figure 5: Top panel: three cases where Z serves as a SV with respect to the missingness in W . Bottom panel: the same cases with missingness in the SV, where R_Z can be connected to either R_W (blue arrow only) or W, Z (red arrows only), but not both.



4.1 A general theory

Let W denote a variable of interest, with missing indicator R_W . The task is to identify the distribution of W given a set of variables. For simple presentation, we keep this conditioning implicit. The theory has two key components: a SV and a distribution completeness condition. An additional third component accommodates missingness in the SV.

4.1.1 A shadow variable

Suppose there exists a variable Z that is statistically dependent on W , but is independent of R_W given W . Such a variable is called a SV with respect to the missingness in W (intuitively, a variable in the shadow of W from the point of view of R_W). The top panel of Figure 5 shows several cases that satisfy this condition. The dependence between Z and W may be due to one variable causing the other and/or the two sharing common causes.

This setup provides a key connection (see proof in the Appendix) between two odds of missingness:

$$\underbrace{\frac{\mathbb{P}(R_W = 0 \mid Z)}{\mathbb{P}(R_W = 1 \mid Z)}}_{\text{odds}(R_W=0|Z)} = \mathbb{E} \left[\underbrace{\frac{\mathbb{P}(R_W = 0 \mid W)}{\mathbb{P}(R_W = 1 \mid W)}}_{\text{odds}(R_W=0|W)} \mid Z, R_W = 1 \right]. \quad (5)$$

That is, the *odds of missingness given the SV* is equal to the expectation of the *odds of missingness given the variable itself* where the expectation is taken among observed cases, conditional on the SV. As the LHS and the conditional distribution $\mathbb{P}(W \mid Z, R_W = 1)$ (over which the expectation on the RHS is taken) are observed, (5) provides an integral equation with the unknown inside the expectation. If this equation has a unique solution then $\mathbb{P}(R_W = 1 \mid W)$ is identified and the distribution of W is identified.

We draw attention to the significance of (5). While this key connection may be expressed in other ways, the expression we present here keeps identification simple and ties existing results together. It is simpler than the identification theory in Miao et al. (2024), which involves identifying an odds ratio function which references a baseline odds function. It is implicitly seen (with some

re-expression) in the proofs of identification for specific cases in [Zuo et al. \(2024\)](#). (For details on these points, see the Appendix.) Also, an advantage of this expression is that it combines well with odds-tilting techniques and thus is readily extendable to the case with missingness in the SV (see [Section 4.1.3](#) below).¹

When applying (5) in [Section 4.2](#) and beyond, we will often use the *inverse response probability* version obtained simply by adding 1 to both sides of (5), $\frac{1}{\mathbb{P}(R_W = 1 | Z)} = \mathbb{E} \left[\frac{1}{\mathbb{P}(R_W = 1 | W)} \mid Z, R_W = 1 \right]$, where the unknown is $\frac{1}{\mathbb{P}(R_W = 1 | W)}$. With an abuse of labels, we refer to this equation also as (5).

4.1.2 A distribution completeness condition

The second ingredient of the theory is a completeness condition: the observed distribution $\mathbb{P}(W, Z \mid R_W = 1)$ is complete in Z , which means for any function $t(W)$ with finite second moment, if $\mathbb{E}[t(W) \mid Z, R_W = 1] \stackrel{\text{a.s.}}{=} 0$ it must be the case that $t(W) \stackrel{\text{a.s.}}{=} 0$ ([Lehmann and Scheffé, 1950](#)). If this holds, our integral equation has a unique solution. Intuitively, this condition means there is more variation in Z than in W ; if the opposite is true then there is not enough information (fewer equations than unknowns in the discrete case) so the solution is not unique. This condition is about the observed data distribution, so it is in principle verifiable. As completeness implies $Z \perp\!\!\!\perp W$, the theory only requires $Z \perp\!\!\!\perp R_W \mid W$ and the completeness condition.

4.1.3 Missingness in the shadow variable

If the SV is subject to missingness, (5) cannot immediately be used as the integral equation to identify $\text{odds}(R_W = 0 \mid W)$, so it helps to extend the theory to accommodate SV missingness. Let R_Z be the response indicator for Z . Also, let $R_{WZ} := R_W R_Z$ and $Z^\dagger := (R_Z, R_Z Z)$. Identification is possible under some restriction on the R_Z model, formalized in assumption mSV.

Assumption mSV:

$$\begin{aligned} & \mathbb{P}(R_Z = 1, R_W = 1 \mid W, Z) > 0, & \text{(mSV-1)} \\ & \text{and either } R_Z \perp\!\!\!\perp (W, Z) \mid R_W & \text{(mSV-2i)} \\ & \text{or } R_Z \perp\!\!\!\perp R_W \mid W, Z. & \text{(mSV-2ii)} \end{aligned}$$

Loosely speaking, this assumption says that R_Z is either separated from (W, Z) or separated from R_W , or both. (This restriction is used for a specific case in the appendix of [Zuo et al., 2024](#).) The bottom panel of [Figure 5](#) illustrates this restriction. Three points to note: (i) blue and red arrows are not simultaneously allowed; (ii) the connection between R_Z and R_W (if present) can only be due to a direct influence of R_W on R_Z ; (iii) in the absence the blue arrow, Z^\dagger is a SV.

Potential integral equations: If [mSV-2i](#) holds (R_Z is separated from (W, Z)), (5) implies

$$\text{odds}(R_W = 0 \mid Z, R_Z = 1) \frac{\mathbb{P}(R_Z = 1 \mid R_W = 1)}{\mathbb{P}(R_Z = 1 \mid R_W = 0)} = \mathbb{E}[\text{odds}(R_W = 0 \mid W) \mid Z, R_{WZ} = 1], \quad (6)$$

¹An alternative expression of the same connection, $\mathbb{E} \left[\frac{R_W}{\mathbb{P}(R_W = 1 \mid W)} \mid Z \right] = 1$ ([d'Haultfoeuille, 2010](#)), is simpler but does not extend as easily to accommodate missingness in Z .

which can serve as the integral equation for $\text{odds}(R_W = 0 | W)$. (The derivation of this result uses the first odds-tilting technique in Section 3.4.)

If **mSV-2ii** holds (R_Z is separated from R_W), then we have two potential integral equations:

$$\text{odds}(R_W = 0 | Z, R_Z = 1) = E[\text{odds}(R_W = 0 | W) | Z, R_{WZ} = 1], \quad (7)$$

$$\text{odds}(R_W = 0 | Z^\dagger) = E[\text{odds}(R_W = 0 | W) | Z^\dagger, R_W = 1] \quad (8)$$

(based on Z being a SV among those with $Z = 1$ and based on Z^\dagger being a SV). Which one of these should be used depends on the completeness condition (explained shortly).

Like with (5), inverse response probability versions of (6), (7), (8) are obtained by adding 1 to both sides of each equation. We will refer to those by the same labels, (6), (7), (8).

Completeness conditions: Under **mSV-1**, the original completeness condition implies that $P(W, Z | R_{WZ} = 1)$ is complete in Z . This can be used as the completeness condition to ensure the integral equation have a unique solution in both the **mSV-2i** and **mSV-2ii** cases.

The **mSV-2ii** (R_W - R_Z separation) case is interesting with two options for the integral equation. (8) has more data points than (7), as it is the combination of (7) and

$$\text{odds}(R_W = 0 | R_Z = 0) = E[\text{odds}(R_W = 0 | W) | R_Z = 0, R_W = 1]. \quad (9)$$

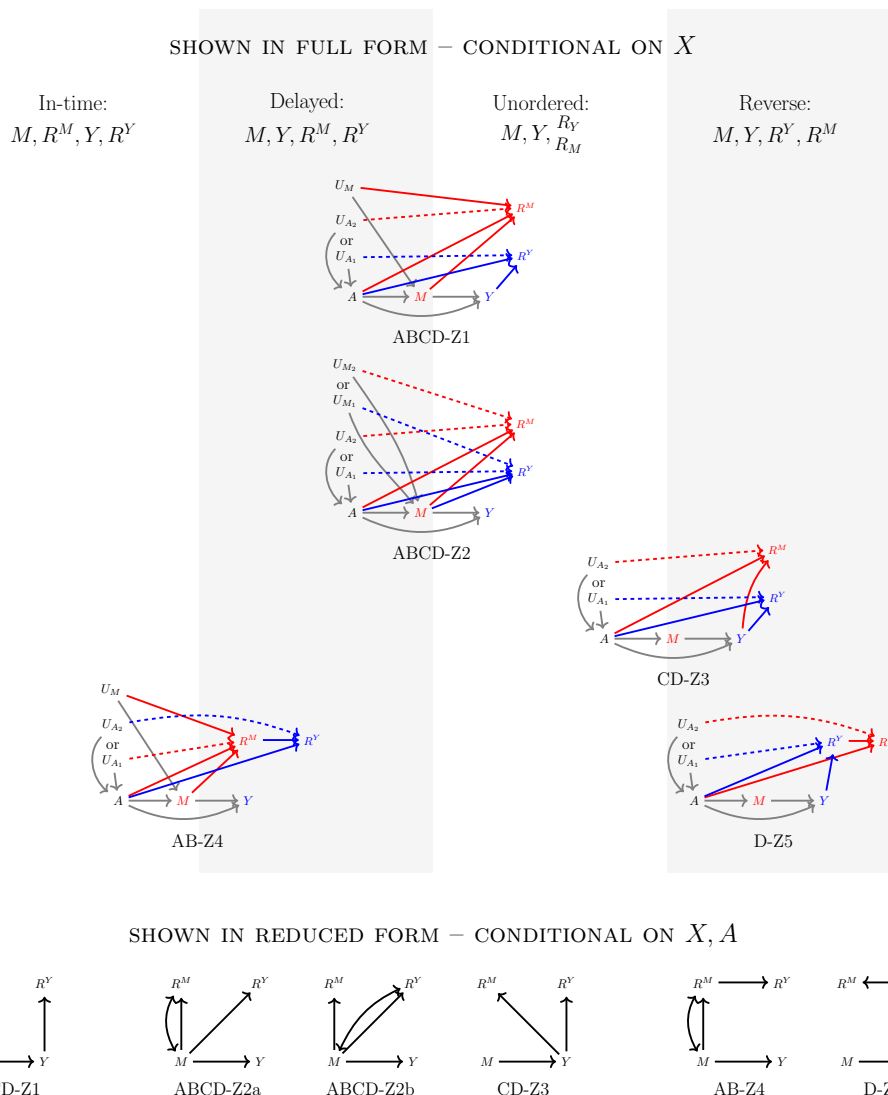
Hence (8) has a unique solution under a weaker completeness condition: $P(W, Z^\dagger | R_W = 1)$ complete in Z^\dagger . This condition was used by Zuo et al. (2024) for a model discussed in Section 4.2.2 below. To differentiate the two completeness conditions in this case, we refer to them as *strong* and *weak completeness*. (A setting where strong completeness is not satisfied but weak completeness may be satisfied is where W and Z are both discrete, W has k values and Z has $k - 1$ values.) As completeness conditions are in principle verifiable, the strongest one deemed to hold should be used. If strong completeness holds, $\text{odds}(R_W = 0 | W)$ is identified by the unique solution to (7); and if strong completeness does not hold but weak completeness does, $\text{odds}(R_W = 0 | W)$ is identified by the unique solution to (8).

A testable implication under strong completeness in the R_W - R_Z separation case: Note that (9) is used for identification (as part of (8)) under weak completeness, but not under strong completeness. This means under strong completeness, (9) serves as a testable condition, reflecting the assumed conditional independence of R_W and R_Z .

4.2 Models with the mediator and/or outcome as shadow variables

In applying the theory above, we start with a subclass of SV models where M and/or Y serve as SVs (shown in Figure 6). This section is a review and extension of models in Zuo et al. (2024). This prior work proves identifiability for three models – one where M serves as a SV, one where Y serves as a SV, and one where both serve as SVs. Here we present those models in more general graphical forms that allow the presence of some unobserved common causes, and add two models that apply to the *reverse* and *unordered* settings. Where Zuo et al. use *weak completeness*, we add the option of *strong completeness*. We point out the models’ testable implications (not previously considered) beyond the general fact that completeness is verifiable in principle. We make explicit the tilting functions h (or h_b) and k for all models.

Figure 6: DAGs of self-connected missingness models with M and/or Y serving as shadow variables. For completeness conditions, see model assumptions in text.



We will briefly present the models (labeled Z1 to Z5 to recognize [Zuo et al.](#) as the first to explore this model class), and will discuss them all at the end of the section. The text mainly highlights key points; full derivations are relegated to the Appendix. Results are summarized in [Table 2](#).

4.2.1 Model Z1

Model Z1 is essentially [Zuo et al.](#)'s model 2(d) (with the same model assumption), but the graphical model (see ABCD-Z1 in [Figure 6](#)) is relaxed to allow M and R_M to share unobserved causes. ([Li et al. \(2023\)](#) consider the same model as [Zuo et al.](#)'s model, but for multiple outcomes rather than mediator and outcome.)

Model Z1 is relevant to all four temporal orders because it assumes that R_M is not influenced by Y, R_Y , and R_Y is not influenced by M, R_M , thus putting no restriction on the order of R_M, R_Y .

In this model, M and Y are both subject to self-connected missingness, and both serve as SVs. (This separates Z1 out from the other four models, where only one of variables M, Y is subject to self-connected missingness, and the other variable serves as a SV.)

Assumption Z1:

$$R_M \perp\!\!\!\perp (Y, R_Y) \mid X, A, M, \quad (\text{Z1-1})$$

$$R_Y \perp\!\!\!\perp (M, R_M) \mid X, A, Y, \quad (\text{Z1-2})$$

$$P(M, Y \mid X, A, R_{MY} = 1) \text{ complete in } M \text{ and in } Y. \quad (\text{Z1-3})$$

Identification. With this model, we consider

$$h = \frac{P(R_M = 1 \mid X, A)}{P(R_M = 1 \mid X, A, M)}, \quad k = \frac{P(R_Y = 1 \mid X, A, M, R_M = 1)}{P(R_Y = 1 \mid X, A, Y, R_M = 1)}$$

(k simplified by Z1-1). Here Y is a SV with respect to the missingness in M (within levels of X, A), R_Y is conditionally independent of R_M , and the relevant completeness condition holds; this justifies an identifying equation of type (7). $1/P(R_M = 1 \mid X, A, M)$ is thus identified by function $q_{1a}(X, A, M) \geq 1$ that solves

$$1/P(R_M = 1 \mid X, A, Y, R_Y = 1) = E[q_{1a}(X, A, M) \mid X, A, Y, R_{MY} = 1]. \quad (10)$$

Also, M is a SV with respect to the missingness in Y (conditional on $X, A, R_M = 1$), with the relevant completeness condition; this justifies an identifying equation of type (5). $1/P(R_Y = 1 \mid X, A, Y, R_M = 1)$ is thus identified by function $q_{2a}(X, A, Y) \geq 1$ that solves

$$1/P(R_Y = 1 \mid X, A, M, R_M = 1) = E[q_{2a}(X, A, Y) \mid X, A, M, R_{MY} = 1]. \quad (11)$$

Testable implications. This model has two testable implications based on the assumed conditional independence of R_M and R_Y :

$$1/P(R_M = 1 \mid X, A, R_Y = 0) = E[q_{1a}(X, A, M) \mid X, A, R_Y = 0, R_M = 1], \quad (\text{T4})$$

$$1/P(R_Y = 1 \mid X, A, R_M = 0) = E[q_{2a}(X, A, Y) \mid X, A, R_M = 0, R_Y = 1]. \quad (\text{T5})$$

4.2.2 Models Z2 and Z3

Model Z2, based on Zuo et al.'s model 2(e), applies to all four temporal order settings. The graphical model (see ABCD-Z2 in Figure 6) is relaxed (compared to Zuo et al.'s original) to allow M to share unobserved causes with either R_M or R_Y (but not both), hence the two reduced forms. In this model M – in addition to X, A – drives the missingness of both M and Y , R_M and R_Y are conditionally independent, and Y serves as a SV. The completeness condition is expanded.

Assumption Z2:

$$R_M, R_Y, Y \text{ are mutually independent given } X, A, M, \text{ and} \quad (\text{Z2-1})$$

$$\text{either } P(M, Y \mid X, A, R_{MY} = 1) \text{ complete in } Y \quad (\text{Z2-2i})$$

$$\text{or } P(M, Y^\dagger \mid X, A, R_M = 1) \text{ complete in } Y^\dagger, \text{ where } Y^\dagger := (R^Y, R^Y Y). \quad (\text{Z2-2ii})$$

We add model Z3 for the *unordered* and *reversed* settings (see CD-Z3 in Figure 6) with a mirror

assumption. In this model Y – in addition to X, A – drives the missingness of both M and Y , R_M and R_Y are conditionally independent, and M serves as a SV.

Assumption Z3:

$$R_M, R_Y, M \text{ are mutually independent given } X, A, Y, \text{ and} \tag{Z3-1}$$

$$\text{either } P(M, Y | X, A, R_{MY} = 1) \text{ complete in } M \tag{Z3-2i}$$

$$\text{or } P(M^\dagger, Y | X, A, R_Y = 1) \text{ complete in } M^\dagger, \text{ where } M^\dagger := (R^M, R^M M). \tag{Z3-2ii}$$

Note that while Z2 allows M to share unobserved causes with one of the missing indicators, Z3 does not similarly allow Y to share unobserved causes with the missing indicators, because that would make Y a collider between M and the missing indicator, which means violating Z3-1.

Identification. First, consider model Z2. Z2-1 identifies $P(Y | X, A, M)$ by complete cases, i.e., $k = 1$. The distribution completeness condition is used to identify $P(M | X, A)$.

(As pointed out by Zuo et al., if $M \perp\!\!\!\perp Y | X, A$ (which under Z2-1 can be verified via condition $M \perp\!\!\!\perp Y | X, A, R_{MY} = 1$), completeness fails and $P(M | X, A)$ is not identified, but target effects are still identified; this applies here and also to model Z4. We put this special case aside.)

For the completeness condition, Zuo et al. use Z2-2ii (*weak completeness*). We add Z2-2i (*strong completeness*) as an option. If strong completeness holds, $h = P(R_M = 1 | X, A)q_{1a}(X, A, M)$ (like in model Z1), with $q_{1a}(X, A, M)$ already defined in (10). If strong completeness does not hold but weak completeness does, $h = P(R_M = 1 | X, A)q_{1b}(X, A, M)$, where $q_{1b}(X, A, M) \geq 1$ and solves the type (8) equation

$$1/P(R_M = 1 | X, A, Y^\dagger) = E[q_{1b}(X, A, M) | X, A, Y^\dagger, R_M = 1]. \tag{12}$$

For model Z3, identification is via tilting functions h_b, k based on g_b . If strong completeness (Z3-2i) holds, $g_b = \frac{P(R_{MY} = 1 | X, A)}{P(R_M = 1 | X, A, Y, R_Y = 1)}q_{2a}(X, A, Y)$, with $q_{2a}(X, A, Y)$ already defined in (11). If strong completeness does not hold but weak completeness (Z3-2ii) does, then $g_b = \frac{P(R_{MY} = 1 | X, A)}{P(R_M = 1 | X, A, Y, R_Y = 1)}q_{2b}(X, A, Y)$, where $q_{2b}(X, A, Y) \geq 1$ and solves

$$1/P(R_Y = 1 | X, A, M^\dagger) = E[q_{2b}(X, A, Y) | X, A, M^\dagger, R_Y = 1]. \tag{13}$$

Testable implications. Under strong completeness, models Z2 and Z3 imply the testable conditions T4 and T5, respectively. These testable conditions are not available under weak completeness.

4.2.3 Models Z4 and Z5

Model Z4, which applies to the *in-time* and *delayed* settings, is essentially Zuo et al.’s model 2(c) (same model assumption), but the graphical model (see BC-Z4 in Figure 6) is relaxed to allow M and R_M to share unobserved common causes. In this model (within levels of X, A) M drives its missingness and this missingness drives the missingness in Y ; and Y serves as a shadow of M .

We add model Z5, which applies to the *reverse* setting (see E-Z4 in Figure 6), with a mirror assumption. In this model (within levels of X, A) Y drives its missingness and this missingness drives the missingness in M ; and M serves as a shadow of Y .

Table 2: Identification results and testable implications of self-connected missingness models with M and/or Y as shadow variables

Model	Tilting functions*	Testable implications
Z1	$h = P(R_M = 1 X, A)q_{1a}(X, A, M),$ $k = P(R_Y = 1 X, A, M, R_M = 1)q_{2a}(X, A, Y).$	T4, T5
Z2	$h = P(R_M = 1 X, A) \times \begin{cases} q_{1a}(X, A, M) & \text{if strong completeness} \\ q_{1b}(X, A, M) & \text{if weak (not strong) completeness} \end{cases},$ $k = 1.$	T4 if strong completeness
Z3	$h_b = E[g_b X, A, M, R_{MY} = 1], \quad k = g_b/h_b, \text{ where}$ $g_b = \frac{P(R_{MY} = 1 X, A)}{P(R_M = 1 X, A, Y, R_Y = 1)} \times \begin{cases} q_{2a}(X, A, Y) & \text{if strong completeness} \\ q_{2b}(X, A, Y) & \text{if weak (not strong) completeness} \end{cases}.$	T5 if strong completeness
Z4	$h = P(R_M = 1 X, A)q_{1c}(X, A, M), \quad k = 1.$	T1
Z5	$h_b = P(R_Y = 1 X, A) \left[1 + \text{odds}(R_Y = 0 X, A, M, R_M = 1) \frac{P(R_M = 1 X, A, R_Y = 1)}{P(R_M = 1 X, A, R_Y = 0)} \right],$ $k = q_{2c}(X, A, Y) / \left[1 + \text{odds}(R_Y = 0 X, A, M, R_M = 1) \frac{P(R_M = 1 X, A, R_Y = 1)}{P(R_M = 1 X, A, R_Y = 0)} \right].$	T2

* $q_{1a}(X, A, M), q_{1b}(X, A, M), q_{1c}(X, A, M)$ are respectively defined in (10), (12), (14).
 $q_{2a}(X, A, Y), q_{2b}(X, A, Y), q_{2c}(X, A, Y)$ are respectively defined in (11), (13), (15).

Assumption Z4:

$$(R_M, R_Y) \perp\!\!\!\perp Y | X, A, M, \tag{Z4-1}$$

$$R_Y \perp\!\!\!\perp M | X, A, R_M, \tag{Z4-2}$$

$$P(R_Y = 1 | X, A, R_M = 0) > 0, \tag{Z4-3}$$

$$P(M, Y | R_{MY} = 1) \text{ complete in } Y. \tag{Z4-4}$$

Assumption Z5:

$$(R_M, R_Y) \perp\!\!\!\perp M | X, A, Y, \tag{Z5-1}$$

$$R_M \perp\!\!\!\perp Y | X, A, R_Y, \tag{Z5-2}$$

$$P(R_M = 1 | X, A, R_Y = 0) > 0, \tag{Z5-3}$$

$$P(M, Y | R_{MY} = 1) \text{ complete in } M. \tag{Z5-4}$$

Testable implications. Model Z4 (like S5) implies condition **T1**. Model Z5 (like S6) implies **T2**.

Identification. First consider model Z4. Under **Z4-1**, $k = 1$. $h = \frac{P(R_M = 1 | X, A)}{P(R_M = 1 | X, A, M)}$ is identified because with Y being a SV with respect to the missingness of M (conditional on X, A), R_Y separated from (M, Y) by R_M and the relevant completeness condition, $1/P(R_M = 1 | X, A, M)$ is identified by function $q_{1c}(X, A, M) \geq 1$ that solves the type (6) equation

$$1 + \text{odds}(R_M = 0 | X, A, Y, R_Y = 1) \frac{P(R_Y = 1 | X, A, R_M = 1)}{P(R_Y = 1 | X, A, R_M = 0)} = E[q_{1c}(X, A, M) | X, A, Y, R_{MY} = 1]. \tag{14}$$

In model Z5 (specifically due to Z5-1 and Z5-2),

$$h_b = \frac{P(R_Y = 1 | X, A)}{P(R_Y = 1 | X, A, M)}, \quad k = \frac{P(R_Y = 1 | X, A, M)}{P(R_Y = 1 | X, A, Y)}.$$

Similar reasoning to above identifies $1/P(R_Y = 1 | X, A, Y)$ by $q_{2c}(X, A, Y) \geq 1$ that solves

$$1 + \text{odds}(R_Y = 0 | X, A, M, R_M = 1) \frac{P(R_M = 1 | X, A, R_Y = 1)}{P(R_M = 1 | X, A, R_Y = 0)} = E[q_{2c}(X, A, Y) | X, A, M, R_{MY} = 1]. \quad (15)$$

The LHS of (15) identifies $1/P(R_Y = 1 | X, A, M)$ – by the odds-tilting technique in (3).

4.2.4 Comments on this subclass of models

This class provides additional model options: three for the *in-time* and *delayed* settings (Z1, Z2, Z4), three for the *unordered* setting (Z1, Z2, Z3), and four for the *reverse* setting (Z1, Z2, Z3, Z5).

The reduced forms of these models show a feature shared with the self-separated models: only two connections are present out of the five possible connections for the missingness model. And because these are self-connected missingness models, one (or both) of these connections is a self-connection. This reveals that these models are not relaxations of self-separation. Rather, to allow self-connection, these models restrict some other connections to not exist.

Among those restrictions, one (shared by self-separated models) is that a missing indicator cannot be influenced by both M and Y . Earlier that was because the missingness of these variables is self-separated. Here this is to allow one or both variables to serve as SVs.

Other restrictions to be noted concern the connection between R_M and R_Y . Importantly, models Z1, Z2, Z3 all require that connection to not exist. In addition, even though Z4 and Z5 have R_M and R_Y causally connected, they do not allow these two variables to share unobserved causes (because such unobserved causes would turn one of these two variables into a collider, breaking a required conditional independence). As mentioned in Section 3.5, this can be unrealistic in applications.

In brief, the models just discussed and the self-separated models from Section 3 represent trade-offs where allowing certain features requires disallowing others. It would be ideal if we could do away with some of those trade-offs. That may be possible if we have additional information from elsewhere, e.g., in the form of SVs that are not M, Y . This is our focus next.

4.3 A specific theory: External shadow for a pair of variables

The next section will consider models with SVs that are downstream of M, Y in the causal structure, or on the M to Y causal pathway, or upstream of M, Y . To help streamline the presentation of those models, we first extend the theory of Section 4.1 (which concerns self-connected missingness of a single variable) to address the case where two variables of interest, V, W , are subject to self-connected missingness, and a third variable Z serves as the SV. We refer to Z in this case as an *external SV*. Let R_V, R_W denote the missing indicators and let $R_{VW} := R_V R_W$. Again, we keep any conditioning on covariates implicit. The goal is to identify $P(R_{VW} = 1 | V, W)$.

We treat Z as fully observed here, but missingness in Z that satisfies an assumption similar to

mSV can be accommodated (see the Appendix). Also, we talk about Z as a single variable here, but Z can be multivariate. (Using multivariate Z may help with the completeness conditions, but may exacerbate SV missingness.)

We seek SV models that minimize restrictions on the model for (R_V, R_W) , aka *the core missingness model*. As the use of SVs is to deal with self-connected missingness, we will insist on allowing M and Y to influence their own missingness. Restriction on other elements of the core missingness model is allowed if needed to make a SV model work, but is kept to a minimum.

Recall that the recipe for SV-based identification includes a SV independence assumption and a completeness condition. We find three SV models below, with similar SV independence assumptions but different completeness conditions. These models therefore differ in terms of their *explicit* restrictions on the core missingness model. (There may be *implicit* restrictions required for the SV independence assumption to hold, which we will address later when applying these models to the mediation context with different SV types and different temporal order settings.)

External SV model 1: no explicit core model restriction

SV independence: $Z \perp\!\!\!\perp (R_V, R_W) \mid V, W$ (weaker version: $Z \perp\!\!\!\perp R_{VW} \mid V, W$)
 completeness: $P(V, W, Z \mid R_{VW} = 1)$ complete in Z
 explicit core model restriction: none

External SV model 2: R_V - R_W separation

SV independence: $Z \perp\!\!\!\perp (R_V, R_W) \mid V, W$ (weaker version: $\left\{ \begin{array}{l} Z \perp\!\!\!\perp R_V \mid V, W, R_W = 1 \\ Z \perp\!\!\!\perp R_W \mid V, W, R_V = 1 \end{array} \right.$)
 completeness: $P(V, Z \mid W, R_{VW} = 1)$ complete in Z ,
 $P(W, Z \mid V, R_{VW} = 1)$ complete in Z
 explicit core model restriction: $R_V \perp\!\!\!\perp R_W \mid V, W$

External SV model 3: R_V - W separation

SV independence: $Z \perp\!\!\!\perp (R_V, R_W) \mid V, W$ (weaker version: $\left\{ \begin{array}{l} Z \perp\!\!\!\perp R_V \mid V, W \\ Z \perp\!\!\!\perp R_W \mid V, W, R_V = 1 \end{array} \right.$)
 completeness: $P(V, Z \mid R_V = 1)$ complete in Z ,
 $P(W, Z \mid V, R_{VW} = 1)$ complete in Z
 explicit core model restriction: $R_V \perp\!\!\!\perp W \mid V$

As shown above, the technical SV independence assumption required (labeled the *weaker version*) varies across these models, but they are all implied by the assumption that $Z \perp\!\!\!\perp (R_V, R_W) \mid V, W$. As this assumption is simpler (and thus perhaps easier to consider in applications), we put aside the variation in the weaker versions here. Instead, we focus on the varying completeness conditions, as they implies variation in the amount of information contained in the SV.

Identification. Model 1 is in a sense the simplest: it helps identify the combined missingness probability $P(R_{VW} = 1 \mid V, W)$ without factorization and does not require putting any restriction on the core missingness model. We simply treat R_{VW} as the response indicator of interest and treat (V, W) combined as the “variable” with missingness. Then Z is a SV with the relevant completeness condition, so equality (5) holds and serves as the identifying equation, which here takes the form

$$\text{odds}(R_{VW} = 0 \mid Z) = E[\text{odds}(R_{VW} = 0 \mid V, W) \mid Z, R_{VW} = 1]. \quad (16)$$

What allows this simplicity is a strong completeness condition, which requires that there is as much variation in Z as there is in both of V, W combined (rather than just V and/or just W).

Model 2 involves a restriction on the core missingness model, that the missingness in M and the missingness in Y are conditionally independent, which factors the response probability as

$$P(R_{VW} = 1 | V, W) = P(R_V = 1 | V, W, R_W = 1)P(R_W = 1 | V, W, R_V = 1).$$

The model handles the missingness in the two variables separately, in parallel – leveraging Z both as a SV with respect to the missingness in V (conditional on $W, R_W = 1$) and as a SV with respect to the missingness in W (conditional $V, R_V = 1$). The completeness condition required is weaker than that in model 1, with two parts: there is as much variation in Z as there is in V within levels of W , and as much variation in Z as in W within levels of V . Then the relevant missingness odds are identified as solutions to the two equations:

$$\text{odds}(R_V = 0 | Z, W, R_W = 1) = E[\text{odds}(R_V = 0 | V, W, R_W = 1) | Z, W, R_{VW} = 1], \quad (17)$$

$$\text{odds}(R_W = 0 | Z, W, R_V = 1) = E[\text{odds}(R_W = 0 | V, W, R_V = 1) | Z, V, R_{VW} = 1]. \quad (18)$$

Model 3 involves a different restriction of the core missingness model, that R_V and W are conditionally independent, which factors the response probability as

$$P(R_{VW} = 1 | V, W) = P(R_V = 1 | V)P(R_W = 1 | V, W, R_V = 1),$$

The second probability is identified the same way as in model 2, using the same W -related completeness condition. The first probability does not condition on W , so the V -related completeness condition of model 3 is weaker than that in model 2. It only requires that there is as much variation in Z as in V marginally, not within levels of W . Under this model, the identifying equations are:

$$\text{odds}(R_V = 0 | Z) = E[\text{odds}(R_V = 0 | V) | Z, R_V = 1], \quad (19)$$

$$\text{odds}(R_W = 0 | Z, W, R_V = 1) = E[\text{odds}(R_W = 0 | V, W, R_V = 1) | Z, V, R_{VW} = 1]. \quad (18)$$

We will loosely call these three models the *combined*, *parallel* and *sequential* external SV models.

Testable implication of model 2. The R_V - R_W conditional independence in model 2 implies

$$\frac{P(R_V = 0, R_W = 0)}{P(R_V = 1, R_W = 1)} = E[\text{odds}(R_V = 0 | V, W, R_W = 1)\text{odds}(R_W = 0 | V, W, R_V = 1) | R_{VW} = 1], \quad (20)$$

where the two missingness odds on the RHS are identified based on (17) and (18). This testable condition is in the same spirit as the testable implication **T3** of model S4.

4.4 Models with shadow variables that are not M or Y

We are now ready to explore models with shadow variables that are not M, Y . Relatively simple application of the theory just developed in Section 4.3 reveals a broad range of models. These include models with auxiliary shadow variables that are downstream or upstream of M, Y in the causal structure, or on the M to Y causal path, and models with baseline covariates serving as shadow variables.

4.4.1 Auxiliary shadow variable downstream of M, Y

Of the three external SV models above, the combined and parallel models are symmetric with respect to V and W , while the sequential model is asymmetric. Applied to our current problem for a potential SV that is an auxiliary variable downstream of M, Y , these result in four models, labeled D1 to D4 (D for *downstream*), where D3 and D4 are two versions of the sequential model with opposite placements of M, Y .

Denote the auxiliary SV by Z . We state the model assumptions upfront. To simplify presentation, we leave out the weaker versions of the SV independence assumption (see Section 4.3), and treat Z as fully observed (for Z with missingness, see Section 4.1.3 and the Appendix).

Assumption DM1

$$Z \perp\!\!\!\perp (R_M, R_Y) \mid X, A, M, Y, \quad (\text{DM1-1})$$

$$P(M, Y, Z \mid X, A, R_{MY} = 1) \text{ is complete in } Z. \quad (\text{DM1-2})$$

Assumption DM2

$$R_M \perp\!\!\!\perp R_Y \mid X, A, M, Y, \quad (\text{DM2-1})$$

$$Z \perp\!\!\!\perp (R_M, R_Y) \mid X, A, M, Y, \quad (\text{DM2-2})$$

$$P(M, Z \mid X, A, Y, R_{MY} = 1) \text{ complete in } Z, \quad (\text{DM2-3})$$

$$P(Y, Z \mid X, A, M, R_{MY} = 1) \text{ complete in } Z. \quad (\text{DM2-4})$$

Assumption DM3

$$R_M \perp\!\!\!\perp Y \mid X, A, M, \quad (\text{DM3-1})$$

$$Z \perp\!\!\!\perp (R_M, R_Y) \mid X, A, M, Y, \quad (\text{DM3-2})$$

$$P(M, Z \mid X, A, R_M = 1) \text{ complete in } Z, \quad (\text{DM3-3})$$

$$P(Y, Z \mid X, A, M, R_{MY} = 1) \text{ complete in } Z. \quad (\text{DM3-3})$$

Assumption DM4

$$R_Y \perp\!\!\!\perp M \mid X, A, Y, \quad (\text{DM4-1})$$

$$Z \perp\!\!\!\perp (R_M, R_Y) \mid X, A, M, Y, \quad (\text{DM4-2})$$

$$P(Y, Z \mid X, A, R_Y = 1) \text{ complete in } Z, \quad (\text{DM4-3})$$

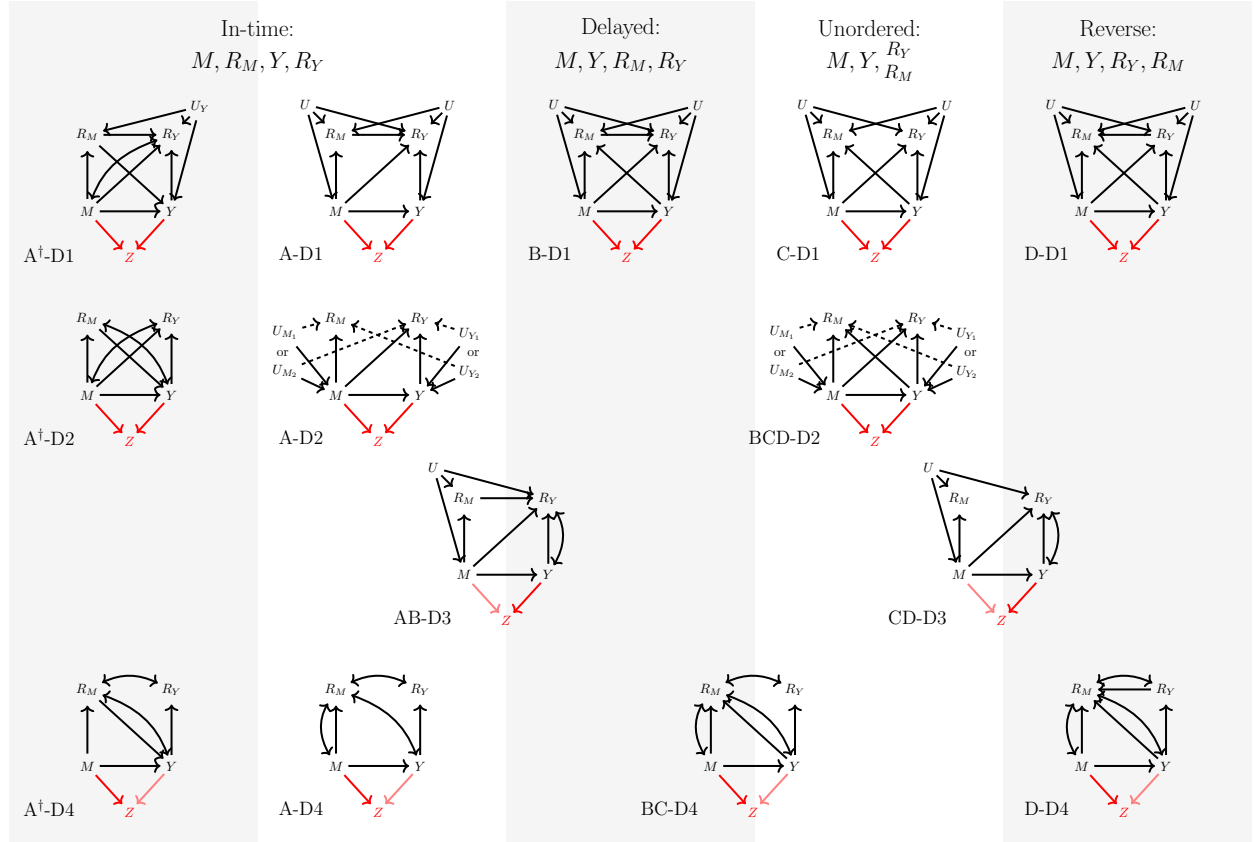
$$P(M, Z \mid X, A, Y, R_{MY} = 1) \text{ complete in } Z. \quad (\text{DM4-4})$$

(These assumptions are labeled DM rather than D, because they are also shared by models in Section 4.4.2 which are labeled with M.)

Models D1 to D4 are shown in Figure 7 (in reduced form only for the sake of length) for the different temporal order settings.

Model D1. Model D1 requires no restriction on the core missingness model. The setting-specific DAGs A[†]-D1 to E-D1 are the original saturated models augmented with the downstream auxiliary variable Z . Here we split the model for the *in-time* setting into two versions, one without and one with the $R_M \rightarrow Y$ path (labeled A-D1 and A[†]-D1) to show how the model looks different depending on this path. A[†]-D1 is the first option so far for the case where R_M influences Y .

Figure 7: DAGs of self-connected missingness models with shadow variables downstream of M, Y . For completeness conditions, see model assumptions in text.



Model D2. This model applies to all temporal order settings, with specific forms A[†]-D2 (a second option with $R_M \rightarrow Y$), A-D2 and BCD-D2. Note that the $R_M \perp\!\!\!\perp R_Y \mid X, A, M, Y$ assumption in this model implies several things about the core missingness model. Across different settings, it means that R_M and R_Y do not influence each other and do not share unobserved common causes; and that M and Y each can share unobserved causes with R_M or R_Y but not with both. For A[†]-D2 specifically, this assumption also means that Y does not share unobserved causes with R_Y .

D2 has the testable implication

$$\frac{P(R_M = 0, R_Y = 0 \mid X, A)}{P(R_M = 1, R_Y = 1 \mid X, A)} = E[\text{odds}(R_M = 0 \mid X, A, M, Y, R_Y = 1) \text{odds}(R_Y = 0 \mid X, A, M, Y, R_M = 1) \mid X, A, R_{MY} = 1]. \quad (\text{T9})$$

Models D3 and D4. These two models are applications of the sequential external SV model, D3 with $V := M, W := Y$, and D4 with $V := Y, W := M$.

The $R_M \perp\!\!\!\perp Y \mid X, A, M$ assumption in model D3 rules out any direct influence and unobserved common causes between R_M and Y (see AB-D3 and CD-D3); this means there is no A[†]-D3 model. This assumption also means that for the *reverse setting* there is the restriction that R_Y does not

cause R_M .

The $R_Y \perp\!\!\!\perp M \mid X, A, Y$ assumption in model D4 rules out any direct influence and unobserved common causes between R_Y and M (see A[†]-D4 to D-D4); and for the *in-time* and *delayed* settings disallow causal influence of R_M on R_Y .

Unlike models D1 and D2 (which require the dependence of Z with M and Y through the $M \rightarrow Z$ and $Y \rightarrow Z$ paths to be both strong), there is asymmetry with respect to these two paths in models D3 and D4. Model D3 can work with a weak or even null $M \rightarrow Z$ path, as long as the $M \rightarrow Y \rightarrow Z$ path is strong enough to satisfy the M -related completeness condition. Similarly, model D4 can work with a weak or null $Y \rightarrow Z$ path. (To signal this asymmetry, for both of these models, we put the essential path in dark red and the other path in light red.)

Related to this last point, Zuo et al. (2024) consider a model where the SV is a future outcome influenced by Y but not directly by M (see their appendix). That model is a special case of AB-D3 where the $M \rightarrow Z$ path is absent, and there are also no unobserved common causes of any variable pair. We note here that there is no need for Z to be conditionally independent of M as depicted in that model (and that AB-D3 accommodates certain unobserved common causes among the variables).

4.4.2 Auxiliary shadow variable on the M to Y pathway

We now consider models where the SV is an auxiliary variable Z on the M to Y causal pathway. These models, labeled M1 to M4 (M for *midstream*), share the same assumptions DM1 and DM4 above. The key difference between these and the downstream SV models is that in these current models Y is not caused by and does not share unobserved causes with the missing indicators. That is, *there are no arrows into Y in the core missingness model*. This is an *implicit* restriction required for the SV independence assumption to hold. This means the models are more restrictive, and that there are no A[†]- models in this subclass.

These models are shown in reduced form for the different temporal order settings in the top half of Figure 8. Identification results are the same as for the downstream SV models.

4.4.3 Covariate shadow variable upstream of M, Y

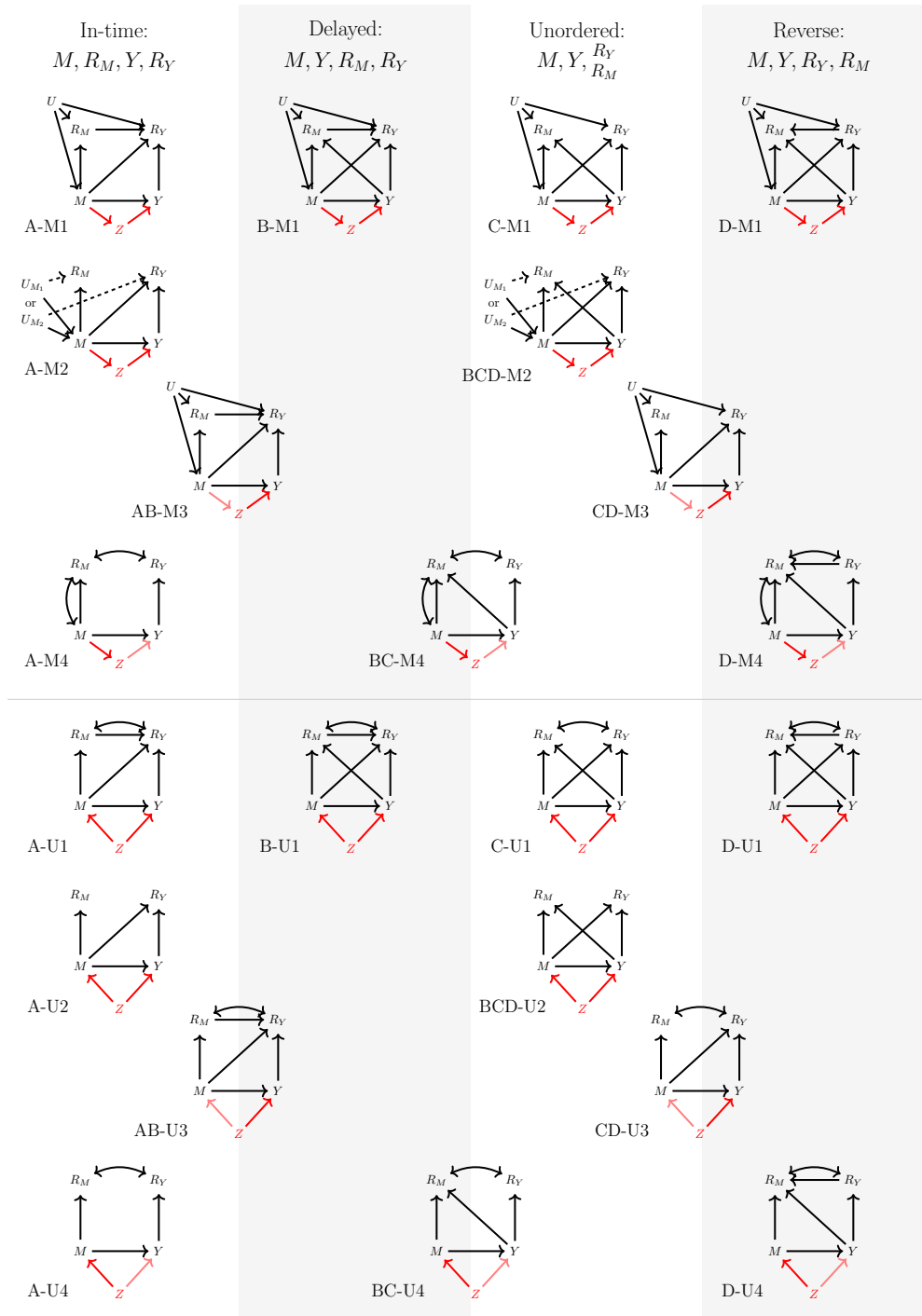
Now we consider models where Z is upstream of M, Y in the causal structure, and specifically Z is contained in (X, A) . We refer to Z in this case as a *covariate SV* (because it needs to include elements of X and cannot be just A , to carry enough information), and label these models U1 to U4 (U for *upstream*). Let $(X, A)_{\setminus Z}$ denote the set (X, A) minus Z . The assumptions of these models differ slightly from the downstream and midstream SV models in that the SV independence and completeness components condition on $(X, A)_{\setminus Z}$ instead of on (X, A) .

Assumption U1

$$Z \perp\!\!\!\perp (R_M, R_Y) \mid (X, A)_{\setminus Z}, M, Y, \tag{U1-1}$$

$$P(M, Y, Z \mid (X, A)_{\setminus Z}, R_{MY} = 1) \text{ complete in } Z. \tag{U1-2}$$

Figure 8: DAGs of models with shadow variables on the M to Y causal pathway (top half, shown conditional on (X, A)) or covariate shadow variables upstream of M, Y (bottom half, shown conditional on $(X, A)_Z$). For completeness conditions, see model assumptions in text.



Assumption U2

$$R_M \perp\!\!\!\perp R_Y \mid X, A, M, Y, \quad (\text{U2-1})$$

$$Z \perp\!\!\!\perp (R_M, R_Y) \mid (X, A)_{\setminus Z}, M, Y, \quad (\text{U2-2})$$

$$P(M, Z \mid (X, A)_{\setminus Z}, Y, R_{MY} = 1) \text{ complete in } Z, \quad (\text{U2-3})$$

$$P(Y, Z \mid (X, A)_{\setminus Z}, M, R_{MY} = 1) \text{ complete in } Z. \quad (\text{U2-4})$$

Assumption U3

$$R_M \perp\!\!\!\perp Y \mid X, A, M, \quad (\text{U3-1})$$

$$Z \perp\!\!\!\perp (R_M, R_Y) \mid (X, A)_{\setminus Z}, M, Y, \quad (\text{U3-2})$$

$$P(M, Z \mid (X, A)_{\setminus Z}, R_M = 1) \text{ complete in } Z, \quad (\text{U3-3})$$

$$P(Y, Z \mid (X, A)_{\setminus Z}, M, R_{MY} = 1) \text{ complete in } Z. \quad (\text{U3-4})$$

Assumption U4

$$R_Y \perp\!\!\!\perp M \mid X, A, Y, \quad (\text{U4-1})$$

$$Z \perp\!\!\!\perp (R_M, R_Y) \mid (X, A)_{\setminus Z}, M, Y, \quad (\text{U4-2})$$

$$P(Y, Z \mid (X, A)_{\setminus Z}, R_Y = 1) \text{ complete in } Z, \quad (\text{U4-3})$$

$$P(M, Z \mid (X, A)_{\setminus Z}, Y, R_{MY} = 1) \text{ complete in } Z. \quad (\text{U4-4})$$

Models U1 to U4 are shown in reduced form for the different temporal order settings in the bottom half of Figure 8. This subclass inherits the no-arrows-into- Y restriction on the core missingness model of the midstream subclass. In addition, in these models M cannot share unobserved causes with the missing indicators, to avoid M being a collider between those unobserved causes and Z . That is, there are *no arrows into M in the core missingness model*.

4.4.4 Auxiliary shadow variable upstream of M, Y

Now we consider Z also being upstream of M, Y , but being an auxiliary variable, i.e., Z is not a component of (X, A) . There are two model options that are similar to U3 and U4, which we label U3' and U4'. These inherit the same assumptions of U3 and U4 (replacing the conditioning set $(X, A)_{\setminus Z}$ with X, A), and require an additional assumption (U3'-5 or U4'-5). Graphically, this means that Z is a cause of Y but not M in U3', and is a cause of M but not a direct cause of Y in U4'.

Assumption U3'

$$R_M \perp\!\!\!\perp Y \mid X, A, M, \quad (\text{U3'-1})$$

$$Z \perp\!\!\!\perp M \mid X, A, \quad (\text{U3'-5})$$

$$Z \perp\!\!\!\perp (R_M, R_Y) \mid X, A, M, Y, \quad (\text{U3'-2})$$

$$P(M, Z \mid X, A, R_M = 1) \text{ complete in } Z, \quad (\text{U3'-3})$$

$$P(Y, Z \mid X, A) \text{ complete in } Z. \quad (\text{U3'-4})$$

Assumption U4'

$$R_Y \perp\!\!\!\perp M \mid X, A, Y, \quad (\text{U4'-1})$$

$$\begin{aligned}
Z \perp\!\!\!\perp Y \mid X, A, M, & \quad (\text{U4}'\text{-5}) \\
Z \perp\!\!\!\perp (R_M, R_Y) \mid X, A, M, Y, & \quad (\text{U4}'\text{-2}) \\
\text{P}(Y, Z \mid X, A, R_Y = 1) \text{ complete in } Z, & \quad (\text{U4}'\text{-3}) \\
\text{P}(M, Z \mid X, A, Y, R_{MY} = 1) \text{ complete in } Z. & \quad (\text{U4}'\text{-4})
\end{aligned}$$

4.4.5 When the shadow variable shares unobserved causes with M, Y

In the models above, Z is connected to M and Y via direct causal influence only. To complete the story, we need to consider cases where Z shares completely unobserved causes with M and/or Y . In these cases, even though model assumptions stay the same, the models have more *implicit* restrictions on the core missingness model. Specifically, if Z shares completely unobserved causes with Y , the restriction is that there are no arrows into Y in the core missingness model. If Z shares completely unobserved causes with M , the restriction is that there are no arrows into M in the core missingness model. We have seen these restrictions earlier with midstream and upstream SV models. They are implicitly required by the SV independence assumption.

5 Concluding remarks

For a setting with mediator and outcome missingness, we have explored model options within two missingness model classes: self-separated missingness models, and self-connected missingness models with built-in or auxiliary shadow variables. Two natural next tasks are: considering where and how these models can be useful, and developing statistical methods for estimation and inference of mediation effects based on these models. The first one will require domain-specific subject-matter knowledge, but we anticipate much potential for models with shadow variables that are baseline covariates or variables on the M to Y causal path. To support the second task, we have presented all identification results in the form of tilting functions, which are likely useful for both non-response weighting and imputation strategies.

Theory-wise, we believe our advancement of shadow variable theory is generally beneficial and not limited to the current mediation problem. The odds-tilting techniques, while small, are also useful. It is interesting to note that both of these center on the missingness odds. It is possible that this is just a random result of us finding that path among many other possible paths. Or it might mean that the missingness odds has a special place in the problem of missing data.

References

- Reuben M Baron and David A Kenny. The Moderator-Mediator Variable Distinction in Social Psychological Research: Conceptual, Strategic, and Statistical Considerations. *Journal of Personality and Social Psychology*, 51(6):1173–1182, 1986.
- David Benkeser, Iván Díaz, and Jialu Ran. Inference for natural mediation effects under case-cohort sampling with applications in identifying COVID-19 vaccine correlates of protection. *arXiv:2103.02643 [math, stat]*, 2021.
- Rohit Bhattacharya, Raziieh Nabi, Ilya Shpitser, and James M. Robins. Identification In Missing Data Models Represented By Directed Acyclic Graphs. In *Proceedings of The 35th Uncertainty in Artificial Intelligence Conference*, pages 1149–1158. PMLR, 2020. ISSN: 2640-3498.
- Stephen R. Cole and Constantine E. Frangakis. The Consistency Statement in Causal Inference: A Definition or an Assumption? *Epidemiology*, 20(1), 2009. doi: 10.1097/EDE.0b013e31818ef366.
- S. Ghazaleh Dashti, Katherine J. Lee, Julie A. Simpson, John B. Carlin, and Margarita Moreno-Betancur. Handling multivariable missing data in causal mediation analysis, 2024. *arXiv:2403.17396 [stat]*.
- Vanessa Didelez, Philip Dawid, and Sara Geneletti. Direct and Indirect Effects of Sequential Treatments. In *Proceedings of the Twenty-Second Conference on Uncertainty in Artificial Intelligence*, 2006. doi: 10.48550/arXiv.1206.6840.
- Xavier d’Haultfoeuille. A new instrumental method for dealing with endogenous selection. *Journal of Econometrics*, 154(1):1–15, 2010. doi: 10.1016/j.jeconom.2009.06.005.
- Nima S Hejazi, Kara E Rudolph, Mark J Van Der Laan, and Iván Díaz. Nonparametric causal mediation analysis for stochastic interventional (in)direct effects. *Biostatistics*, 24(3):686–707, 2023. doi: 10.1093/biostatistics/kxac002.
- Kosuke Imai, Luke Keele, and Dustin Tingley. A general approach to causal mediation analysis. *Psychological Methods*, 15(4):309–334, 2010a. doi: 10.1037/a0020761.
- Kosuke Imai, Luke Keele, and Teppei Yamamoto. Identification, Inference and Sensitivity Analysis for Causal Mediation Effects. *Statistical Science*, 25(1), 2010b. doi: 10.1214/10-STS321.
- Phillip S. Kott. Calibration Weighting When Model and Calibration Variables Can Differ. In Fulvia Mecatti, Pier Luigi Conti, and Maria Giovanna Ranalli, editors, *Contributions to Sampling Statistics*, pages 1–18. Springer International Publishing, Cham, 2014. ISBN 978-3-319-05320-2. doi: 10.1007/978-3-319-05320-2_1.
- Hopin Lee. Nuisance mediators and missing data in mediation analyses of pain trials. *European Journal of Pain*, 24(9):1651–1652, 2020. doi: 10.1002/ejp.1637.
- E. L. Lehmann and Henry Scheffé. Completeness, Similar Regions, and Unbiased Estimation-Part I. *Sankhyā: The Indian Journal of Statistics*, 10(4):305–340, 1950. doi: 10.1007/978-1-4614-1412-4_23.

- Wei Li and Xiao-Hua Zhou. Identifiability and estimation of causal mediation effects with missing data. *Statistics in Medicine*, 36(25):3948–3965, 2017. doi: 10.1002/sim.7413.
- Yilin Li, Wang Miao, Ilya Shpitser, and Eric J. Tchetgen Tchetgen. A self-censoring model for multivariate nonignorable nonmonotone missing data. *Biometrics*, 79(4):3203–3214, 2023. doi: 10.1111/biom.13916.
- Daniel Malinsky, Ilya Shpitser, and Eric J. Tchetgen Tchetgen. Semiparametric Inference for Non-monotone Missing-Not-at-Random Data: The No Self-Censoring Model. *Journal of the American Statistical Association*, 117(539):1415–1423, 2022. doi: 10.1080/01621459.2020.1862669.
- Wang Miao and Eric J. Tchetgen Tchetgen. On varieties of doubly robust estimators under missingness not at random with a shadow variable. *Biometrika*, 103(2):475–482, 2016. doi: 10.1093/biomet/asw016.
- Wang Miao, Lan Liu, Eric Tchetgen Tchetgen, and Zhi Geng. Identification, Doubly Robust Estimation, and Semiparametric Efficiency Theory of Nonignorable Missing Data With a Shadow Variable, 2015. arXiv:1509.02556v2.
- Wang Miao, Lan Liu, Yilin Li, Eric J. Tchetgen Tchetgen, and Zhi Geng. Identification and Semiparametric Efficiency Theory of Nonignorable Missing Data with a Shadow Variable. *ACM / IMS Journal of Data Science*, 1(2), 2024. doi: 10.1145/3592389.
- Karthika Mohan. On Handling Self-masking and Other Hard Missing Data Problems. In *AAAI Spring Symposium 2019*, 2019. URL <https://why19.causalai.net/papers/mohan-why19.pdf>.
- Karthika Mohan and Judea Pearl. Graphical Models for Processing Missing Data. *Journal of the American Statistical Association*, 116(534):1023–1037, 2021. doi: 10.1080/01621459.2021.1874961.
- Karthika Mohan, Judea Pearl, and Jin Tian. Graphical Models for Inference with Missing Data. In *Advances in Neural Information Processing Systems*, volume 26. Curran Associates, Inc., 2013.
- Razieh Nabi and Rohit Bhattacharya. On Testability and Goodness of Fit Tests in Missing Data Models. In *Proceedings of the Thirty-Ninth Conference on Uncertainty in Artificial Intelligence*, pages 1467–1477. PMLR, 2023. ISSN: 2640-3498.
- Razieh Nabi, Rohit Bhattacharya, and Ilya Shpitser. Full Law Identification in Graphical Models of Missing Data: Completeness Results. In *Proceedings of the 37th International Conference on Machine Learning*, pages 7153–7163. PMLR, 2020. URL <https://proceedings.mlr.press/v119/nabi20a.html>.
- Trang Quynh Nguyen, Ian Schmid, and Elizabeth A. Stuart. Clarifying causal mediation analysis for the applied researcher: Defining effects based on what we want to learn. *Psychological Methods*, 26(2):255–271, 2021. doi: 10.1037/met0000299.
- Judea Pearl. Direct and Indirect Effects. In *Proceedings of the seventeenth conference on uncertainty and artificial intelligence*, pages 411–420. 2001.

- Richard F Potthoff, Gail E Tudor, Karen S Pieper, and Vic Hasselblad. Can one assess whether missing data are missing at random in medical studies? *Statistical Methods in Medical Research*, 15(3):213–234, 2006. doi: 10.1191/0962280206sm448oa.
- James M. Robins and Sander Greenland. Identifiability and Exchangeability for Direct and Indirect Effects. *Epidemiology*, 3(2):143–155, 1992. doi: 10.1097/00001648-199203000-00013.
- Donald B. Rubin. Estimating causal effects of treatments in randomized and nonrandomized studies. *Journal of Educational Psychology*, 66(5):688–701, 1974. doi: 10.1037/h0037350.
- Jerzy Splawa-Neyman. On the application of probability theory to agricultural experiments. Essay on principles. Section 9 [Translated and edited by DM Dabrowska and TP Speed; republished in *Statistical Science*, 1990, 5(4):465–472]. *Annals of Agricultural Sciences*, 10:1–51, 1923. doi: 10.1214/ss/1177012031.
- Ranjani Srinivasan, Rohit Bhattacharya, Razieh Nabi, Elizabeth L. Ogburn, and Ilya Shpitser. Graphical Models of Entangled Missingness, April 2023. URL <http://arxiv.org/abs/2304.01953>. arXiv:2304.01953.
- BaoLuo Sun, Lan Liu, Wang Miao, Kathleen Wirth, James Robins, and Eric J Tchetgen Tchetgen. Semiparametric estimation with data missing not at random using an instrumental variable. *Statistica Sinica*, 28(4):1965, 2018.
- Tyler J. VanderWeele, Stijn Vansteelandt, and James M. Robins. Effect Decomposition in the Presence of an Exposure-Induced Mediator-Outcome Confounder:. *Epidemiology*, 25(2):300–306, 2014. doi: 10.1097/EDE.0000000000000034.
- Sheng Wang, Jun Shao, and Jae Kwang Kim. An Instrumental Variable Approach for Identification and Estimation with Nonignorable Nonresponse. *Statistica Sinica*, 24(3):1097–1116, 2014.
- S Yang, L Wang, and P Ding. Causal inference with confounders missing not at random. *Biometrika*, 106(4):875–888, 2019. doi: 10.1093/biomet/asz048.
- Zhiyong Zhang and Lijuan Wang. Methods for mediation analysis with missing data. *Psychometrika*, 78(1):154–184, 2013. doi: 10.1007/s11336-012-9301-5.
- Jiwei Zhao and Jun Shao. Semiparametric Pseudo-Likelihoods in Generalized Linear Models With Nonignorable Missing Data. *Journal of the American Statistical Association*, 110(512):1577–1590, 2015. doi: 10.1080/01621459.2014.983234.
- Shuozhi Zuo, Debashis Ghosh, Peng Ding, and Fan Yang. Mediation analysis with the mediator and outcome missing not at random. *Journal of the American Statistical Association*, 2024. doi: 10.1080/01621459.2024.2359132.