

Inference on Dynamic Spatial Autoregressive Models with Change Point Detection

Zetai Cen*, Yudong Chen[†], Clifford Lam*

* Department of Statistics, London School of Economics

[†] Department of Statistics, University of Warwick

December 3, 2024

Abstract

We analyze a varying-coefficient dynamic spatial autoregressive model with spatial fixed effects. One salient feature of the model is the incorporation of multiple spatial weight matrices through their linear combinations with varying coefficients, which help solve the problem of choosing the most “correct” one for applied econometricians who often face the availability of multiple expert spatial weight matrices. We estimate and make inferences on the model coefficients and coefficients in basis expansions of the varying coefficients through penalized estimations, establishing the oracle properties of the estimators and the consistency of the overall estimated spatial weight matrix, which can be time-dependent. We further consider two applications of our model in change point detections in dynamic spatial autoregressive models, providing theoretical justifications in consistent change point locations estimation and practical implementations. Simulation experiments demonstrate the performance of our proposed methodology, and a real data analysis is also carried out.

Keywords: Adaptive LASSO, Instrument, Spillover effect, Structural change, Time-varying spatial weight matrix

1. INTRODUCTION

The study of spatial dependence in regional science gives rise to the techniques in spatial econometrics that we commonly use nowadays. Restricting to cross-sectional data only, a very general form of a model describing spatial dependence can be $\mathbf{y} = f(\mathbf{y}) + \boldsymbol{\epsilon}$ (Anselin, 1988), where \mathbf{y} denotes a vector of d observed units, and $\boldsymbol{\epsilon}$ denotes an error term. A prominent and widely used candidate model is the spatial autoregressive model (see for example LeSage and Pace (2009)), which assumes a known *spatial weight matrix* \mathbf{W} with zero diagonal and $f(\mathbf{y})$ of the form $f(\mathbf{y}) = \rho \mathbf{W}\mathbf{y}$ (or $f(\mathbf{y}) = \rho \mathbf{W}\mathbf{y} + \mathbf{X}\boldsymbol{\beta}$ for a model with matrix of covariates \mathbf{X}), where ρ is called the spatial correlation coefficient.

Users of these models need to specify the $d \times d$ spatial weight matrix \mathbf{W} , which can be a contiguity matrix of 0 and 1, a matrix of inverse distances between two cities/regions, relative amount of import export etc. An obvious shortcoming for practitioners is to specify an “accurate” spatial weight matrix for use, often in the face of too many potential choices. This leads to a series of attempts to estimate the spatial weight matrix itself from data. For instance, see Pinkse et al. (2002) and Sun (2016) for models dealing with cross-sectional data only, both allowing for nonlinear spatial weight matrix estimation. Beenstock and Felsenstein (2012), Bhattacharjee and Jensen-Butler (2013), Lam and Souza (2020) and Higgins and Martellosio (2023) use spatial panel data for spatial weight matrix estimation, with Lam and Souza (2020) and Higgins and Martellosio (2023) allowing for multiple specified spatial weight matrices by a linear combination of them with constant coefficients.

Recent advances in spatial econometrics allow researchers to specify more complex models with an observed panel $\{\mathbf{y}_t\}$. Zhang and Shen (2015) consider partially linear covariate effects and constant spatial interactions using a sieve method to estimate a nonlinear function, while Sun and Malikov (2018) consider varying coefficients in both the spatial correlation coefficient (with underlying variables differ over observed units) and the covariate effects, assuming the nonlinear functions are smooth for kernel estimations. Liang et al. (2022) use kernel estimation on a model with constant spatial interactions but deterministic time-varying coefficient functions for the covariates, while

Chang et al. (2024) generalize the model to include an unknown random time trend and deterministic time-varying spatial correlation coefficient, still using kernel estimation. Hong et al. (2024) investigate a model similar to Sun and Malikov (2018), but added dynamic terms involving \mathbf{y}_{t-1} .

However, all the above allow for one specified spatial weight matrix only. As mentioned before, practitioners often face with too many potential choices for a spatial weight matrix. Combining the flexibility of allowing for multiple specified spatial weight matrices as input in Lam and Souza (2020) and varying effects in spatial interactions over observed variables or time directly, we propose a model akin to that in Lam and Souza (2020), but with varying coefficients in the linear combination of spatial weight matrices. The varying coefficients can be varying over some observed variables (stochastic) or time directly (non-stochastic).

Our contributions in this paper are three-folds. Firstly, using basis representations, we allow for the varying coefficients to be either stochastic or directly time-varying, without the need for any smoothness conditions. Hence, the final estimated spatial weight matrix can be either stochastic or deterministic, e.g., directly time dependent. Secondly, our adaptive LASSO estimators are proved to have the oracle properties, so that ill-specified spatial weight matrices which are irrelevant in the end will be dropped with probability going to 1 as the dimension d and the sample size T go to infinity. Meanwhile, the effects of relevant spatial weight matrices can be seen to be truly varying or not, again with probability going to 1 as $d, T \rightarrow \infty$. This greatly facilitates the interpretability of the spillover effects over time. Last but not least, our framework includes special cases such as spatial autoregressive models with structural changes (Li, 2018) or threshold variables (Deng, 2018; Li and Lin, 2024). Section 5 explores the applications to multiple change points detection in both spatial autoregressive models with structural changes or threshold variables, suggesting an applicable algorithm for consistent change points detection in both cases.

Throughout this paper and unless otherwise specified, we use a lower-case letter a , a bold lower-case letter \mathbf{a} , and a bold capital letter \mathbf{A} to denote a scalar, a vector, and a matrix, respectively. We also use $a_i, A_{ij}, \mathbf{A}_{i \cdot}, \mathbf{A}_{\cdot j}$ to denote, respectively, the i -th element of \mathbf{a} , the (i, j) -th element of \mathbf{A} ,

the i -th row vector (as a column vector) of \mathbf{A} , and the j -th column vector of \mathbf{A} . Hereafter, given a positive integer m , define $[m] := \{1, 2, \dots, m\}$, and we use \otimes to represent the Kronecker product.

For a given set, we denote by $|\cdot|$ its cardinality. For a vector \mathbf{v} , we denote its L_2 -norm by $\|\mathbf{v}\|$. For a given matrix \mathbf{A} , we use $\|\mathbf{A}\|$ to denote its spectral norm, $\|\mathbf{A}\|_F$ its Frobenius norm, $\|\mathbf{A}\|_{\max} := \max_{i,j} |A_{ij}|$ its max norm, $\|\mathbf{A}\|_1 := \max_j \sum_i |A_{ij}|$ its L_1 -norm, and $\|\mathbf{A}\|_{\infty} := \max_i \sum_j |A_{ij}|$ its L_{∞} -norm. For $q > 0$, we define the L_q -norm of a given real-valued random variable x as $\|x\|_q := (\mathbb{E}|x|^q)^{1/q}$. Without loss of generality, we always assume that the eigenvalues of a matrix are arranged in descending order, with their eigenvectors ordered correspondingly.

The rest of the paper is organized as follows. Section 2 introduces the dynamic spatial autoregressive model and presents a procedure using adaptive LASSO to estimate the spatial fixed effect, spatial autoregressive parameters in a basis expansion, and the regression coefficients. Section 3 includes the required assumptions and the theoretical guarantees on the parameter estimators. Section 4 covers the algorithm for practical implementations including model selection and covariance matrix estimation for our estimators. Section 5 focuses on change point detection for a spatial autoregressive model with threshold variables or structural changes. Finally, numerical results are presented in Section 6, with a case study of enterprise profits in China. All technical proofs and additional lemmas, together with extra simulations, are provided in the online supplementary material.

2. MODEL AND ESTIMATION

2.1. Dynamic spatial autoregressive model

We propose a framework of dynamic spatial autoregressive models with fixed effects such that for each time $t \in [T]$,

$$\mathbf{y}_t = \boldsymbol{\mu}^* + \sum_{j=1}^p \left(\phi_{j,0}^* + \sum_{k=1}^{l_j} \phi_{j,k}^* z_{j,k,t} \right) \mathbf{W}_j \mathbf{y}_t + \mathbf{X}_t \boldsymbol{\beta}^* + \boldsymbol{\epsilon}_t, \quad (2.1)$$

where $\mathbf{y}_t \in \mathbb{R}^d$ is the observed vector at time t , and $\boldsymbol{\mu}^*$ is a constant vector of spatial fixed effects. Each $\mathbf{W}_j \in \mathbb{R}^{d \times d}$ is a pre-specified spatial weight matrix provided by researchers to feature the spillover effects of cross-sectional units from their neighbors. Each \mathbf{W}_j has zero entries on its main diagonal with no restrictions on the signs of off-diagonal entries, and can be asymmetric. Each term $(\phi_{j,0}^* + \sum_{k=1}^{l_j} \phi_{j,k}^* z_{j,k,t})$ is essentially a spatial correlation coefficient for the spatial weight matrix \mathbf{W}_j (see also [Lam and Souza \(2020\)](#)), which can be time-varying by being presented as either a basis expansion using some non-random pre-specified set of basis $\{z_{j,k,t}\}$, or an affine combination of random variables $\{z_{j,k,t}\}$. In either case, we call the $\{z_{j,k,t}\}$'s the dynamic variables hereafter. For $j \in [p], k \in [l_j]$, the parameters $\phi_{j,0}^*, \phi_{j,k}^*$ are unknown and need to be estimated. The covariate matrix \mathbf{X}_t has size $d \times r$, with $\boldsymbol{\beta}^*$ the corresponding unknown regression coefficients of length r . Finally, $\boldsymbol{\epsilon}_t$ is the idiosyncratic noise with zero mean.

Without loss of generality, we assume \mathbf{X}_t to have zero mean. Otherwise, we read $\boldsymbol{\mu}^* + \mathbf{X}_t \boldsymbol{\beta}^* = (\boldsymbol{\mu}^* + \mathbb{E}[\mathbf{X}_t] \boldsymbol{\beta}^*) + (\mathbf{X}_t - \mathbb{E}[\mathbf{X}_t]) \boldsymbol{\beta}^*$, which leads to estimating $(\boldsymbol{\mu}^* + \mathbb{E}[\mathbf{X}_t] \boldsymbol{\beta}^*)$ as the spatial fixed effects instead. We can rewrite (2.1) as a traditional spatial autoregressive model $\mathbf{y}_t = \boldsymbol{\mu}^* + \mathbf{W}_t^* \mathbf{y}_t + \mathbf{X}_t \boldsymbol{\beta}^* + \boldsymbol{\epsilon}_t$ by defining the true spatial weight matrix at time t as

$$\mathbf{W}_t^* := \sum_{j=1}^p \left(\phi_{j,0}^* + \sum_{k=1}^{l_j} \phi_{j,k}^* z_{j,k,t} \right) \mathbf{W}_j, \text{ with } -1 < \rho_t^* := \sum_{j=1}^p \left(\phi_{j,0}^* + \sum_{k=1}^{l_j} \phi_{j,k}^* z_{j,k,t} \right) < 1. \quad (2.2)$$

The restrictions on ρ_t^* for all $t \in [T]$ ensure the model is stationary. See Assumptions (M2) and (M2') for technical details. We define $L := p + \sum_{j=1}^p l_j$ and reformulate (2.1) as

$$\mathbf{y}_t = \boldsymbol{\mu}^* + (\boldsymbol{\Lambda}_t \boldsymbol{\Phi}^*) \mathbf{y}_t + \mathbf{X}_t \boldsymbol{\beta}^* + \boldsymbol{\epsilon}_t, \text{ where} \quad (2.3)$$

$$\boldsymbol{\Lambda}_t := (\boldsymbol{\Lambda}_{1,t}, \boldsymbol{\Lambda}_{2,t}, \dots, \boldsymbol{\Lambda}_{p,t}) \in \mathbb{R}^{d \times dL}, \text{ with } \boldsymbol{\Lambda}_{j,t} := (\mathbf{W}_j, z_{j,1,t} \mathbf{W}_j, \dots, z_{j,l_j,t} \mathbf{W}_j) \in \mathbb{R}^{d \times (d + dl_j)},$$

$$\boldsymbol{\Phi}^* := (\boldsymbol{\Phi}_1^{*\top}, \boldsymbol{\Phi}_2^{*\top}, \dots, \boldsymbol{\Phi}_p^{*\top})^\top \in \mathbb{R}^{dL \times d}, \text{ with } \boldsymbol{\Phi}_j^* := (\phi_{j,0}^* \mathbf{I}_d, \phi_{j,1}^* \mathbf{I}_d, \dots, \phi_{j,l_j}^* \mathbf{I}_d)^\top.$$

Due to the endogeneity in \mathbf{y}_t and potentially \mathbf{X}_t , we assume that a set of valid instrumental

variables \mathbf{U}_t are available for $t \in [T]$. More specifically, each \mathbf{U}_t is independent of ϵ_t but is correlated with \mathbf{y}_t and the endogenous \mathbf{X}_t . Note that if \mathbf{X}_t is exogenous, we may simply have $\mathbf{U}_t = \mathbf{X}_t$. Following [Kelejian and Prucha \(1998\)](#), we can construct instruments \mathbf{B}_t as a $d \times v$ matrix with $v \geq r$ by interacting each given spatial weight matrix with \mathbf{U}_t such that \mathbf{B}_t is composed of at least a subset of linearly independent columns in¹

$$\left\{ \mathbf{U}_t, \mathbf{W}_1 \mathbf{U}_t, \mathbf{W}_1^2 \mathbf{U}_t, \dots, \mathbf{W}_1 \mathbf{U}_t, \mathbf{W}_1^2 \mathbf{U}_t, \dots, \mathbf{W}_p \mathbf{U}_t, \mathbf{W}_p^2 \mathbf{U}_t, \dots, \mathbf{W}_p \mathbf{U}_t, \mathbf{W}_p^2 \mathbf{U}_t, \dots \right\}. \quad (2.4)$$

To enhance the interpretability of the true spatial weight matrix \mathbf{W}_t^* , we assume that the dynamic feature of model (2.1) is driven only by a few $\{z_{j,k,t}\}$. In other words, the vector of coefficients $\boldsymbol{\phi}^* := (\boldsymbol{\phi}_1^{*\top}, \boldsymbol{\phi}_2^{*\top}, \dots, \boldsymbol{\phi}_p^{*\top})^\top$ (with $\boldsymbol{\phi}_j^* := (\phi_{j,0}^*, \phi_{j,1}^*, \dots, \phi_{j,l_j}^*)^\top$) is assumed to be sparse. Using LASSO ([Tibshirani, 1996](#)), an L_1 penalty $\lambda \|\boldsymbol{\phi}\|_1$ can be included in the regression problem to shrink the estimators towards zero and some of them to exactly zero, where $\lambda > 0$ is a tuning parameter. However, this form of regularization penalizes uniformly on each entry, which may lead to over- or under-penalization. The former induces bias while the latter fails sign-consistency, i.e., zeros are estimated exactly as zeros and non-zeros are estimated with the correct signs.

To ensure zero-consistency in variable selection, a necessary “irrepresentable condition” is often imposed ([Zhao and Yu, 2006](#)). Subsequently, [Zou \(2006\)](#) reweighs the regularization to be $\lambda \mathbf{u}^\top |\boldsymbol{\phi}|$ where $|\cdot|$ is applied entrywise and \mathbf{u} contains the inverse of some initial estimators of $\boldsymbol{\phi}^*$. Now, the sign-consistency can be ensured even without the irrepresentable condition if the estimators in \mathbf{u} are \sqrt{T} -consistent. Such a framework adaptively penalizes the magnitude of the estimators and is hence called “adaptive LASSO”. To this end, we start by profiling out $\boldsymbol{\beta}$. To make use of the instruments, define $\bar{\mathbf{B}} := T^{-1} \sum_{t=1}^T \mathbf{B}_t$. If $\boldsymbol{\phi}$ (and hence $\boldsymbol{\Phi}$) is given, by multiplying $(\mathbf{B}_t - \bar{\mathbf{B}})^\top$

¹Ideally, we should have \mathbf{B}_t of the form $[\sum_{j=1}^p (\phi_{j,0} + \sum_{k=1}^{l_j} \phi_{j,k} z_{j,k,t}) \mathbf{W}_j]^m \mathbf{U}_t$ for $m=0,1,2,\dots$. However, similar to [Lam and Souza \(2020\)](#), each $\phi_{j,0}$ and $\phi_{j,k}$ is unknown and hence we exclude any cross-terms with more than one \mathbf{W}_j .

and summing over all $t \in [T]$ on both sides of (2.3), we then have

$$\sum_{t=1}^T (\mathbf{B}_t - \bar{\mathbf{B}})^\top (\mathbf{I}_d - \Lambda_t \Phi) \mathbf{y}_t = \sum_{t=1}^T (\mathbf{B}_t - \bar{\mathbf{B}})^\top \mathbf{X}_t \boldsymbol{\beta} + \sum_{t=1}^T (\mathbf{B}_t - \bar{\mathbf{B}})^\top \boldsymbol{\epsilon}_t,$$

where the true values Φ^* and $\boldsymbol{\beta}^*$ are replaced by Φ and $\boldsymbol{\beta}$ respectively. Note the spatial fixed effect $\boldsymbol{\mu}^*$ vanishes as $\sum_{t=1}^T (\mathbf{B}_t - \bar{\mathbf{B}})^\top \boldsymbol{\mu}^* = \mathbf{0}$. Thus, the least squares estimator of $\boldsymbol{\beta}^*$ given ϕ can be denoted as

$$\boldsymbol{\beta}(\phi) = \left\{ \sum_{s=1}^T \mathbf{X}_s^\top (\mathbf{B}_s - \bar{\mathbf{B}}) \sum_{t=1}^T (\mathbf{B}_t - \bar{\mathbf{B}})^\top \mathbf{X}_t \right\}^{-1} \sum_{s=1}^T \mathbf{X}_s^\top (\mathbf{B}_s - \bar{\mathbf{B}}) \sum_{t=1}^T (\mathbf{B}_t - \bar{\mathbf{B}})^\top (\mathbf{I}_d - \Lambda_t \Phi) \mathbf{y}_t. \quad (2.5)$$

To facilitate formulating the adaptive LASSO problem by accommodating the instrumental variables, we write $\boldsymbol{\gamma} := v^{-1} \mathbf{1}_v$ and the i -th row of \mathbf{B}_t and $\bar{\mathbf{B}}$ by $\mathbf{B}_{t,i}$ and $\bar{\mathbf{B}}_i$, respectively. Define the outcome and covariates filtered through instrumental variables as

$$\mathbf{y}_{B,i} := \sum_{t=1}^T (\mathbf{B}_{t,i} - \bar{\mathbf{B}}_i)^\top \boldsymbol{\gamma} \mathbf{y}_t, \quad \mathbf{X}_{B,i} := \sum_{t=1}^T (\mathbf{B}_{t,i} - \bar{\mathbf{B}}_i)^\top \boldsymbol{\gamma} \mathbf{X}_t, \quad \text{for } i \in [d].$$

The least squares problem is then

$$\tilde{\boldsymbol{\phi}} = \underset{\boldsymbol{\phi}}{\operatorname{argmin}} \frac{1}{2T} \sum_{i=1}^d \left\| (\mathbf{I}_d - \Lambda_t \Phi) \mathbf{y}_{B,i} - \mathbf{X}_{B,i} \boldsymbol{\beta}(\boldsymbol{\phi}) \right\|^2. \quad (2.6)$$

With the solution as an initial estimator, the adaptive LASSO problem now solves for

$$\hat{\boldsymbol{\phi}} = \underset{\boldsymbol{\phi}}{\operatorname{argmin}} \frac{1}{2T} \sum_{i=1}^d \left\| (\mathbf{I}_d - \Lambda_t \Phi) \mathbf{y}_{B,i} - \mathbf{X}_{B,i} \boldsymbol{\beta}(\boldsymbol{\phi}) \right\|^2 + \lambda \mathbf{u}^\top |\boldsymbol{\phi}|, \quad (2.7)$$

$$\text{subj. to } \|\Lambda_t \Phi\|_\infty < 1, \text{ with } |\mathbf{z}_t^\top \boldsymbol{\phi}| < 1,$$

where $\mathbf{z}_t := (\mathbf{z}_{1,t}^\top, \mathbf{z}_{2,t}^\top, \dots, \mathbf{z}_{p,t}^\top)^\top$, $\mathbf{z}_{j,t} := (1, z_{j,1,t}, \dots, z_{j,l_j,t})^\top$, $\mathbf{u} := (|\tilde{\phi}_{1,0}|^{-1}, \dots, |\tilde{\phi}_{p,l_p}|^{-1})^\top$, $|\boldsymbol{\phi}| := (|\phi_{1,0}|, \dots, |\phi_{p,l_p}|)^\top$ and λ is a tuning parameter. With $\hat{\boldsymbol{\phi}}$ (and hence $\hat{\Phi}$), the adaptive LASSO

estimators for β^* can be obtained by $\hat{\beta} := \beta(\hat{\phi})$ and the fixed effect estimator by

$$\hat{\mu} := \frac{1}{T} \sum_{t=1}^T \left\{ (\mathbf{I}_d - \Lambda_t \hat{\Phi}) \mathbf{y}_t - \mathbf{X}_t \hat{\beta} \right\}. \quad (2.8)$$

2.2. Full matrix notations

To facilitate both the theoretical results and practical implementation, we present the least squares and the adaptive LASSO problems in matrix notations here. First, we introduce

$$\mathbf{B} := T^{-1/2} d^{-a/2} (\mathbf{B}_\gamma - \bar{\mathbf{B}}_\gamma) := T^{-1/2} d^{-a/2} \mathbf{I}_d \otimes \left\{ (\mathbf{I}_T \otimes \gamma^\top) (\mathbf{B}_1 - \bar{\mathbf{B}}, \dots, \mathbf{B}_T - \bar{\mathbf{B}})^\top \right\}, \quad (2.9)$$

where a is a constant that gauges the correlation between \mathbf{B}_t and \mathbf{X}_t so that a larger a generally means that \mathbf{B}_t is correlated with more covariates in \mathbf{X}_t . See Assumption (R4) for more technical details. As in [Lam and Souza \(2020\)](#), in practice we can set $a=1$ to compute \mathbf{B} , which would not change the optimal values of any tuning parameters or estimators in the adaptive LASSO problem below.

For ease of notation, denote $z_{j,0,t} = 1$ for all $j \in [p], t \in [T]$. Now rewrite (2.1) as

$$\mathbf{y} = \boldsymbol{\mu}^* \otimes \mathbf{1}_T + \mathbf{V} \boldsymbol{\phi}^* + \mathbf{X}_{\beta^*} \text{vec}(\mathbf{I}_d) + \boldsymbol{\epsilon}, \quad \text{where} \quad (2.10)$$

$$\mathbf{y} := \text{vec}((\mathbf{y}_1, \dots, \mathbf{y}_T)^\top), \quad \boldsymbol{\epsilon} := \text{vec}((\boldsymbol{\epsilon}_1, \dots, \boldsymbol{\epsilon}_T)^\top), \quad \mathbf{V} := (\mathbf{V}_1, \dots, \mathbf{V}_p),$$

$$\mathbf{V}_j := \left[\boldsymbol{\Gamma}_{j,0} \text{vec}(\mathbf{W}_j^\top), \boldsymbol{\Gamma}_{j,1} \text{vec}(\mathbf{W}_j^\top), \dots, \boldsymbol{\Gamma}_{j,l_j} \text{vec}(\mathbf{W}_j^\top) \right],$$

$$\boldsymbol{\Gamma}_{j,k} := \mathbf{I}_d \otimes (z_{j,k,1} \mathbf{y}_1, \dots, z_{j,k,T} \mathbf{y}_T)^\top, \quad \mathbf{X}_{\beta^*} := \mathbf{I}_d \otimes \left\{ (\mathbf{I}_T \otimes (\boldsymbol{\beta}^*)^\top) (\mathbf{X}_1, \dots, \mathbf{X}_T)^\top \right\}.$$

In this form, the model now has design matrix \mathbf{V} in a classical linear regression setting, except that the endogenous variables \mathbf{y}_t are present in \mathbf{V} . We thus obtain the augmented model by left-multiplying both sides of (2.10) by \mathbf{B}^\top :

$$\mathbf{B}^\top \mathbf{y} = \mathbf{B}^\top \mathbf{V} \boldsymbol{\phi}^* + \mathbf{B}^\top \mathbf{X}_{\beta^*} \text{vec}(\mathbf{I}_d) + \mathbf{B}^\top \boldsymbol{\epsilon}, \quad (2.11)$$

where the augmented spatial fixed effect vanishes since $\mathbf{B}^\top(\boldsymbol{\mu}^* \otimes \mathbf{1}_T) = T^{-1/2}d^{-a/2}\boldsymbol{\mu}^* \otimes \{(\mathbf{B}_1 - \bar{\mathbf{B}}, \dots, \mathbf{B}_T - \bar{\mathbf{B}})(\mathbf{I}_T \otimes \boldsymbol{\gamma})\mathbf{1}_T\} = \mathbf{0}$. For any matrix \mathbf{C} , denote $\mathbf{C}^\otimes := \mathbf{I}_T \otimes \mathbf{C}$. We can also rewrite (2.1) as

$$\mathbf{y}^\nu = \mathbf{1}_T \otimes \boldsymbol{\mu}^* + \sum_{j=1}^p \sum_{k=0}^{l_j} \phi_{j,k}^* \mathbf{W}_j^\otimes \mathbf{y}_{j,k}^\nu + \mathbf{X}\boldsymbol{\beta}^* + \boldsymbol{\epsilon}^\nu, \text{ where} \quad (2.12)$$

$$\mathbf{y}^\nu := (\mathbf{y}_1^\top, \dots, \mathbf{y}_T^\top)^\top, \mathbf{y}_{j,k}^\nu := (z_{j,k,1}\mathbf{y}_1^\top, \dots, z_{j,k,T}\mathbf{y}_T^\top)^\top, \boldsymbol{\epsilon}^\nu := (\boldsymbol{\epsilon}_1^\top, \dots, \boldsymbol{\epsilon}_T^\top)^\top, \mathbf{X} := (\mathbf{X}_1^\top, \dots, \mathbf{X}_T^\top)^\top.$$

Thus with $\mathbf{B}^\nu := (\mathbf{B}_1^\top - \bar{\mathbf{B}}^\top, \dots, \mathbf{B}_T^\top - \bar{\mathbf{B}}^\top)^\top$, we may write (2.5) in matrix form as

$$\boldsymbol{\beta}(\phi) = \left(\mathbf{X}^\top \mathbf{B}^\nu (\mathbf{B}^\nu)^\top \mathbf{X} \right)^{-1} \mathbf{X}^\top \mathbf{B}^\nu (\mathbf{B}^\nu)^\top \left(\mathbf{y}^\nu - \sum_{j=1}^p \sum_{k=0}^{l_j} \phi_{j,k} \mathbf{W}_j^\otimes \mathbf{y}_{j,k}^\nu \right). \quad (2.13)$$

Together with (2.11), the least squares problem in (2.6) can be described as

$$\tilde{\boldsymbol{\phi}} = \underset{\boldsymbol{\phi}}{\operatorname{argmin}} \frac{1}{2T} \left\| \mathbf{B}^\top \mathbf{y} - \mathbf{B}^\top \mathbf{V} \boldsymbol{\phi} - \mathbf{B}^\top \mathbf{X}_{\boldsymbol{\beta}(\boldsymbol{\phi})} \operatorname{vec}(\mathbf{I}_d) \right\|^2. \quad (2.14)$$

With the least squares estimator $\tilde{\boldsymbol{\phi}}$, the problem in (2.7) in matrix notation is

$$\hat{\boldsymbol{\phi}} = \underset{\boldsymbol{\phi}}{\operatorname{argmin}} \frac{1}{2T} \left\| \mathbf{B}^\top \mathbf{y} - \mathbf{B}^\top \mathbf{V} \boldsymbol{\phi} - \mathbf{B}^\top \mathbf{X}_{\boldsymbol{\beta}(\boldsymbol{\phi})} \operatorname{vec}(\mathbf{I}_d) \right\|^2 + \lambda \mathbf{u}^\top |\boldsymbol{\phi}|, \quad (2.15)$$

$$\text{subj. to } \|\boldsymbol{\Lambda}_t \boldsymbol{\Phi}\|_\infty < 1, \text{ with } |\mathbf{z}_t^\top \boldsymbol{\phi}| < 1.$$

Note the squared errors in (2.14) and (2.15) are still implicit in $\boldsymbol{\phi}$ due to $\boldsymbol{\beta}(\boldsymbol{\phi})$. To this end, define

$$\begin{aligned} \mathbf{Y}_W &:= (\mathbf{W}_1^\otimes \mathbf{y}_{1,0}^\nu, \dots, \mathbf{W}_1^\otimes \mathbf{y}_{1,l_1}^\nu, \dots, \mathbf{W}_p^\otimes \mathbf{y}_{p,0}^\nu, \dots, \mathbf{W}_p^\otimes \mathbf{y}_{p,l_p}^\nu), \\ \boldsymbol{\Xi} &:= T^{-1/2}d^{-a/2} \left(\sum_{t=1}^T \mathbf{X}_t \otimes (\mathbf{B}_t - \bar{\mathbf{B}}) \boldsymbol{\gamma} \right) [\mathbf{X}^\top \mathbf{B}^\nu (\mathbf{B}^\nu)^\top \mathbf{X}]^{-1} \mathbf{X}^\top \mathbf{B}^\nu (\mathbf{B}^\nu)^\top. \end{aligned}$$

With all simplification steps relegated to the online supplement, (2.14) can be rewritten as

$$\begin{aligned}\tilde{\phi} &= \underset{\phi}{\operatorname{argmin}} \frac{1}{2T} \left\| \mathbf{B}^\top \mathbf{y} - \Xi \mathbf{y}^\nu - (\mathbf{B}^\top \mathbf{V} - \Xi \mathbf{Y}_W) \phi \right\|^2 \\ &= [(\mathbf{B}^\top \mathbf{V} - \Xi \mathbf{Y}_W)^\top (\mathbf{B}^\top \mathbf{V} - \Xi \mathbf{Y}_W)]^{-1} (\mathbf{B}^\top \mathbf{V} - \Xi \mathbf{Y}_W)^\top (\mathbf{B}^\top \mathbf{y} - \Xi \mathbf{y}^\nu).\end{aligned}\tag{2.16}$$

The adaptive LASSO problem in (2.15) can be written as

$$\begin{aligned}\hat{\phi} &= \underset{\phi}{\operatorname{argmin}} \frac{1}{2T} \left\| \mathbf{B}^\top \mathbf{y} - \Xi \mathbf{y}^\nu - (\mathbf{B}^\top \mathbf{V} - \Xi \mathbf{Y}_W) \phi \right\|^2 + \lambda \mathbf{u}^\top |\phi|, \\ &\text{subj. to } \|\Lambda_t \Phi\|_\infty < 1, \text{ with } |\mathbf{z}_t^\top \phi| < 1.\end{aligned}\tag{2.17}$$

3. ASSUMPTIONS AND THEORETICAL RESULTS

We first present some notations involving the measure of serial dependence of all time series variables, which is gauged by the functional dependence measure introduced by Wu (2005). We state all the assumptions in this paper in Section 3.1. Denote $\{\mathbf{x}_t\} := \{\operatorname{vec}(\mathbf{X}_t)\}$ and $\{\mathbf{b}_t\} := \{\operatorname{vec}(\mathbf{B}_t)\}$ to be the vectorized processes for $\{\mathbf{X}_t\}$ and $\{\mathbf{B}_t\}$ with length dr and dv , respectively. For $t \in [T]$, assume that

$$\mathbf{x}_t = [f_i(\mathcal{F}_t)]_{i \in [dr]}, \quad \mathbf{b}_t = [g_i(\mathcal{G}_t)]_{i \in [dv]}, \quad \boldsymbol{\epsilon}_t = [h_i(\mathcal{H}_t)]_{i \in [d]},\tag{3.1}$$

where $f_i(\cdot)$'s, $g_i(\cdot)$'s, $h_i(\cdot)$'s are measurable functions defined on the real line, and $\mathcal{F}_t = (\dots, \mathbf{e}_{x,t-1}, \mathbf{e}_{x,t})$, $\mathcal{G}_t = (\dots, \mathbf{e}_{b,t-1}, \mathbf{e}_{b,t})$, $\mathcal{H}_t = (\dots, \mathbf{e}_{\epsilon,t-1}, \mathbf{e}_{\epsilon,t})$ are defined by i.i.d. processes $\{\mathbf{e}_{x,t}\}$, $\{\mathbf{e}_{b,t}\}$ and $\{\mathbf{e}_{\epsilon,t}\}$ respectively, with $\{\mathbf{e}_{b,t}\}$ independent of $\{\mathbf{e}_{\epsilon,t}\}$ but correlated with $\{\mathbf{e}_{x,t}\}$. For $q > 0$, we define

$$\begin{aligned}\theta_{t,q}^x &:= \|x_{t,i} - x'_{t,i}\|_q = (\mathbb{E}|x_{t,i} - x'_{t,i}|^q)^{1/q}, \quad i \in [dr], \\ \theta_{t,q}^b &:= \|b_{t,i} - b'_{t,i}\|_q = (\mathbb{E}|b_{t,i} - b'_{t,i}|^q)^{1/q}, \quad i \in [dv], \\ \theta_{t,q}^\epsilon &:= \|\epsilon_{t,i} - \epsilon'_{t,i}\|_q = (\mathbb{E}|\epsilon_{t,i} - \epsilon'_{t,i}|^q)^{1/q}, \quad i \in [d],\end{aligned}\tag{3.2}$$

where $x'_{t,i} = f_i(\mathcal{F}'_t)$, $\mathcal{F}'_t = (\dots, \mathbf{e}_{x,-1}, \mathbf{e}'_{x,0}, \mathbf{e}_{x,1}, \dots, \mathbf{e}_{x,t})$, with $\mathbf{e}'_{x,0}$ independent of all other $\mathbf{e}_{x,j}$'s. Hence $x'_{t,i}$ is a coupled version of $x_{t,i}$ with $\mathbf{e}_{x,0}$ replaced by an i.i.d. copy $\mathbf{e}'_{x,0}$. We define $b'_{t,i}$ and $\epsilon'_{t,i}$ similarly. Intuitively, a large $\theta^x_{t,q,i}$ implies strong serial correlation in \mathbf{x}_t and incorporates some tail conditions of $f_i(\cdot)$'s.

3.1. Assumptions

We present here the set of assumptions for our model. In summary, (I1) helps to identify the model; assumptions prefixed ‘‘M’’ renders the model framework; those prefixed ‘‘R’’ are more technical.

(I1) (Identification) *The matrix $\mathbf{Q}^\top \mathbf{Q}$ has all its eigenvalues uniformly bounded away from 0, where*

$$\mathbf{Q} = [\mathbb{E}(\mathbf{B}^\top \mathbf{V}), \mathbb{E}(\mathbf{B}^\top \tilde{\mathbf{X}})], \quad \tilde{\mathbf{X}} = (\mathbf{x}_{1,1}, \dots, \mathbf{x}_{T,1}, \dots, \mathbf{x}_{1,d}, \dots, \mathbf{x}_{T,d})^\top.$$

(M1) (Time series in \mathbf{X}_t , \mathbf{B}_t and $\boldsymbol{\epsilon}_t$) *The processes $\{\mathbf{X}_t\}$, $\{\mathbf{B}_t\}$ and $\{\boldsymbol{\epsilon}_t\}$ are second-order stationary and satisfy (3.1), with $\{\mathbf{X}_t\}$ and $\{\boldsymbol{\epsilon}_t\}$ having mean zero. The tail condition $\mathbb{P}(|Z| > z) \leq D_1 \exp(-D_2 z^\ell)$ is satisfied for the variables $B_{t,ij}$, $X_{t,ij}$, $\epsilon_{t,i}$ by the same constants D_1 , D_2 and ℓ .*

With (3.2), define the tail sum

$$\Theta^x_{m,q} = \sum_{t=m}^{\infty} \max_{i \in [dr]} \theta^x_{t,q,i}, \quad \Theta^b_{m,q} = \sum_{t=m}^{\infty} \max_{i \in [dv]} \theta^b_{t,q,i}, \quad \Theta^\epsilon_{m,q} = \sum_{t=m}^{\infty} \max_{i \in [d]} \theta^\epsilon_{t,q,i}.$$

For some $w > 2$, assume $\Theta^x_{m,2w}, \Theta^b_{m,2w}, \Theta^\epsilon_{m,2w} \leq C m^{-\alpha}$ with constants $\alpha, C > 0$ that can depend on w .

(M2) (True spatial weight matrix \mathbf{W}_t^* with non-random $z_{j,k,t}$) *\mathbf{W}_t^* defined in (2.2) uses a uniformly bounded non-stochastic basis $\{z_{j,k,t}\}$ for $j \in [p], k \in [l_j]$. There exists a constant $\eta > 0$ such that for all $t \in [T]$, $\|\mathbf{W}_t^*\|_\infty < \eta < 1$ uniformly as $d \rightarrow \infty$. The elements in \mathbf{W}_t^* can be negative, and \mathbf{W}_t^* can be asymmetric. Furthermore, ρ_t^* defined in (2.2) satisfies $|\rho_t^*| < 1$.*

(M2') (True spatial weight matrix \mathbf{W}_t^* with random $z_{j,k,t}$) Same as Assumption (M2), except that $\{z_{j,k,t}\}$ is a zero mean stochastic process with support $[-1,1]$, such that $z_{j,k,t} = u_{j,k}(\mathcal{U}_t)$ similar to (3.1), with $\mathbb{E}(z_{j,k,t}\mathbf{X}_t) = \mathbf{0}$, $\mathbb{E}(z_{j,k,t}\boldsymbol{\epsilon}_t) = \mathbf{0}$, and $\Theta_{m,2w}^z \leq Cm^{-\alpha}$ as in Assumption (M1). Furthermore:

1. there exists $\eta > 0$ such that $\sum_{j=1}^p \sum_{k=0}^{l_j} \|\phi_{j,k}^* \mathbf{W}_j\|_\infty < \eta < 1$ uniformly as $d \rightarrow \infty$;
2. $\sum_{j=1}^p \sum_{k=0}^{l_j} |\phi_{j,k}^*| < 1$.

(R1) Denote the $d^2L \times L$ block diagonal matrix $\mathbf{D}_W := \text{diag}\{\mathbf{I}_{1+l_1} \otimes \text{vec}(\mathbf{W}_1^\top), \dots, \mathbf{I}_{1+l_p} \otimes \text{vec}(\mathbf{W}_p^\top)\}$.

Then there exists a constant $u > 0$ such that the L -th largest singular value of \mathbf{D}_W satisfies $\sigma_L^2(\mathbf{D}_W) \geq du > 0$ uniformly as $d \rightarrow \infty$.

Moreover, $\max_j \{\|\mathbf{W}_j\|_1, \|\mathbf{W}_j\|_\infty\} \leq c < \infty$ uniformly as $d \rightarrow \infty$ for some constant $c > 0$.

(R2) Write $\boldsymbol{\epsilon}_t = \boldsymbol{\Sigma}_\epsilon^{1/2} \boldsymbol{\epsilon}_t^*$ with $\boldsymbol{\Sigma}_\epsilon$ being the covariance matrix of $\boldsymbol{\epsilon}_t$. Assume $\|\boldsymbol{\Sigma}_\epsilon\|_{\max} \leq \sigma_{\max}^2 < \infty$ uniformly as $d \rightarrow \infty$. The same applies to the variance of the elements in \mathbf{B}_t .

Assume also $\|\boldsymbol{\Sigma}_\epsilon^{1/2}\|_\infty \leq S_\epsilon < \infty$ uniformly as $d \rightarrow \infty$, with $\{\epsilon_{t,i}^*\}_{i \in [d]}$ being a martingale difference with respect to the filtration generated by $\sigma(\epsilon_{t,1}, \dots, \epsilon_{t,i})$. Furthermore, $\{\boldsymbol{\epsilon}_t^*\}_{t \in [T]}$ satisfies the tail condition and the functional dependence in Assumption (M1).

(R3) All singular values of $\mathbb{E}(\mathbf{X}_t^\top \mathbf{B}_t)$ are uniformly larger than du for some constant $u > 0$, while the maximum singular value is of order d . Individual entries in the matrix $\mathbb{E}(\mathbf{b}_t \mathbf{x}_t^\top)$ are uniformly bounded away from infinity, with \mathbf{x}_t and \mathbf{b}_t defined in (3.1).

(R4) With the same $a \in (0,1)$ introduced in (2.9), we define

$$\mathbf{G} := d^{-a} \mathbf{I}_d \otimes \{\mathbb{E}(\check{\mathbf{G}}) \mathbb{E}(\check{\mathbf{G}})^\top\}, \quad \check{\mathbf{G}} := (\check{\mathbf{G}}_{1,0}, \dots, \check{\mathbf{G}}_{1,l_1}, \dots, \check{\mathbf{G}}_{p,0}, \dots, \check{\mathbf{G}}_{p,l_p}),$$

$$\check{\mathbf{G}}_{j,k} := \frac{1}{T} \sum_{t=1}^T z_{j,k,t} (\mathbf{B}_t - \bar{\mathbf{B}}) \boldsymbol{\gamma} \boldsymbol{\beta}^{*\top} \mathbf{X}_t^\top \boldsymbol{\Pi}_t^{*\top}, \quad \boldsymbol{\Pi}_t^* := (\mathbf{I}_d - \mathbf{W}_t^*)^{-1}.$$

We assume that \mathbf{G} has full rank and that there exists a constant $u > 0$ such that $\lambda_{\min}(\mathbf{G}) \geq u > 0$ and $\lambda_{\max}(\mathbf{G}) < \infty$ uniformly as $d \rightarrow \infty$.

(R5) For the same constant a as in Assumption (R4), we have for each d ,

$$\max_{i \in [d]} \sum_{j=1}^d \|\mathbb{E}(\mathbf{B}_{t,i} \mathbf{X}_{t,j}^\top)\|_{\max}, \max_{j \in [d]} \sum_{i=1}^d \|\mathbb{E}(\mathbf{B}_{t,i} \mathbf{X}_{t,j}^\top)\|_{\max} = O(d^a).$$

At the same time, assume $\mathbb{E}(\mathbf{X}_t \otimes \mathbf{B}_t \boldsymbol{\gamma})$ has all singular values of order d^{1+a} .

(R6) With $\boldsymbol{\Pi}_t^*$ in Assumption (R4), define

$$\ddot{\mathbf{G}} := (\ddot{\mathbf{G}}_{1,0}, \dots, \ddot{\mathbf{G}}_{1,l_1}, \dots, \ddot{\mathbf{G}}_{p,0}, \dots, \ddot{\mathbf{G}}_{p,l_p}), \quad \ddot{\mathbf{G}}_{j,k} := \frac{1}{T} \sum_{t=1}^T z_{j,k,t} (\mathbf{B}_t - \bar{\mathbf{B}})^\top (\mathbf{I}_d \otimes \boldsymbol{\beta}^{*\top} \mathbf{X}_t^\top \boldsymbol{\Pi}_t^{*\top}).$$

Assume that $\mathbb{E}(\ddot{\mathbf{G}}) \mathbb{E}(\ddot{\mathbf{G}})^\top$ has full rank and that there exists a constant $u > 0$ such that

$$\lambda_v(\mathbb{E}(\ddot{\mathbf{G}}) \mathbb{E}(\ddot{\mathbf{G}})^\top) \geq u > 0 \text{ and } \lambda_{\max}(\mathbb{E}(\ddot{\mathbf{G}}) \mathbb{E}(\ddot{\mathbf{G}})^\top) < \infty \text{ uniformly as } d \rightarrow \infty.$$

(R7) Define the predictive dependence measures

$$P_0^b(B_{t,jk}) := \mathbb{E}(B_{t,jk} | \mathcal{G}_0) - \mathbb{E}(B_{t,jk} | \mathcal{G}_{-1}), \quad P_0^\epsilon(\epsilon_{t,j}) := \mathbb{E}(\epsilon_{t,j} | \mathcal{H}_0) - \mathbb{E}(\epsilon_{t,j} | \mathcal{H}_{-1}),$$

with \mathcal{G}_t and \mathcal{H}_t specified after (3.1). Assume

$$\sum_{t \geq 0} \max_{j \in [d]} \max_{k \in [v]} \|P_0^b(B_{t,jk})\|_2 < \infty, \quad \sum_{t \geq 0} \max_{j \in [d]} \|P_0^\epsilon(\epsilon_{t,j})\|_2 < \infty.$$

(R8) For $b \in (0,1)$, the eigenvalues of $\text{Var}(d^{-b/2} \mathbf{B}_{t,\cdot k})$ and $\text{Var}(\boldsymbol{\epsilon}_t)$ are uniformly bounded away from both zero and infinity, and respectively dominate the singular values of $d^{-b} \mathbb{E}\{[\mathbf{B}_{t,\cdot k} - \mathbb{E}(\mathbf{B}_{t,\cdot k})][\mathbf{B}_{t+\tau,\cdot k} - \mathbb{E}(\mathbf{B}_{t+\tau,\cdot k})]^\top\}$ and $\mathbb{E}(\boldsymbol{\epsilon}_t \boldsymbol{\epsilon}_{t+\tau}^\top)$ for any $\tau \neq 0$. The sum of the i -th largest singular values over all lags $\tau \in \mathbb{Z}$ for each $i \in [d]$ is assumed to be finite for both autocovariance matrices of $\{d^{-b/2} \mathbf{B}_t\}$ and $\{\boldsymbol{\epsilon}_t\}$.

(R9) Define $c_T := gT^{-1/2} \log^{1/2}(T \vee d)$ for some constant $g > 0$. The tuning parameter for the adaptive LASSO problem (2.7) is $\lambda = Cc_T$ for some constant $C > 0$.

(R10) (Rate assumptions) *We assume that as $L, d, T \rightarrow \infty$,*

$$c_T L^{3/2} d^{1-a}, Ld^{-1}, L^2 d^3 T^{2-w}, d^{b+2a+1/w} T^{-1} = o(1),$$

$$d^{-1/w} \log(T \vee d), d^{b-a-1/w} \log^{-1}(T \vee d) = O(1).$$

Assumption (I1) facilitates identifying the model (2.11); see the online supplement for more details. In the sequel, we discuss in detail the structure of the true spatial weight matrix \mathbf{W}_t^* , and some technical assumptions made above.

The time series components in the model is depicted in Assumption (M1) such that weak serial dependence is allowed. Such a definition of functional or physical dependence of time series is used by various previous work such as Shao (2010). We assume exponential tails so that a Nagaev-type inequality for functional dependent data can be used (Liu et al., 2013).

Assumptions (M2) and (M2') describe the structure of \mathbf{W}_t^* under two different settings for $\{z_{j,k,t}\}$. The row sum condition for \mathbf{W}_t^* ensures the model (2.1) to be uniformly stationary. (M2) treats $\{z_{j,k,t}\}$ as a non-random series while (M2') allows $\{z_{j,k,t}\}$ to be stochastic. Note that in (M2'), the stationarity is guaranteed with $\|\mathbf{W}_t^*\|_\infty < \eta < 1$ and $|\rho_t^*| < 1$ with probability 1. The assumption of zero mean and support $[-1, 1]$ simplifies our presentation. For a general finite mean and bounded support, we may rewrite each $\phi_{j,k}^* z_{j,k,t}$ as

$$\phi_{j,k}^* z_{j,k,t} = \phi_{j,k}^* \mathbb{E}(z_{j,k,t}) + \phi_{j,k}^* [z_{j,k,t} - \mathbb{E}(z_{j,k,t})] = \phi_{j,k}^* \mathbb{E}(z_{j,k,t}) + (\phi_{j,k}^* z_{j,k}^*) \{ [z_{j,k,t} - \mathbb{E}(z_{j,k,t})] / z_{j,k}^* \}.$$

Note that we set $z_{j,0,t} = 1$ for $j \in [p], t \in [T]$. This is justified by the fact that we may allow some $\{z_{j,k,t}\}$ for $j \in \mathcal{P} \subseteq [p], k \in \mathcal{L}_j \subseteq [l_j]$ satisfying (M2) with all other $\{z_{j,k,t}\}$ satisfying (M2'), since all theoretical results hold with either assumption.

(R1) describes how sparse each spatial weight matrix candidate is. It is worthwhile pointing out that although each \mathbf{W}_j is not necessarily linearly independent with each other by (R1), we

actually implicitly impose such linear independence condition from (I1) through the combination of $\{z_{j,k,t}\}$ and \mathbf{W}_j in $\mathbf{B}^\top \mathbf{V}$. (R2) is included as a technical addition to (M2).

Assumptions (R3) to (R6) all draw on the relation between \mathbf{B}_t and \mathbf{X}_t . Their dependence structure is non-trivial due to the extra complication from spatial weight matrix and the time-varying components here. Naturally, \mathbf{B}_t needs to be correlated with \mathbf{X}_t to a certain extent, captured by an unknown constant a which facilitates the presentation of theoretical results. For instance, as an immediate consequence of (R5), we may derive $\|\mathbb{E}(\mathbf{X}_t \otimes \mathbf{B}_t \boldsymbol{\gamma})\|_1 = O(d^{1+a})$, which is a key ingredient in obtaining the rates for $\|\tilde{\boldsymbol{\phi}} - \boldsymbol{\phi}^*\|_1$ in Theorem 1.

The predictive dependence measure defined in (R7) allows us to apply the central limit theorem for data with functional dependence and the Assumption (R7) can be satisfied by, for example, causal AR processes. Assumption (R8) further restricts the serial correlation in the noise. It also introduces another constant b that characterizes how elements in \mathbf{B}_t are contemporarily and temporally correlated with each other. From the comparison of rates derived in the proofs, we conclude that b is actually bounded above by $1/w$, which is intuitive since a large w in (M1) generally implies light-tails and hence a small b . Lastly, (R9) sets the rate for λ and (R10) characterizes the relation between T , d and L . As an example, (R10) is satisfied when $w=6$, $a=1/2$, $L=O(d^{1/3})$ and $T \asymp d^2$.

3.2. Main results

In this section, we formally present the main results for the estimators of our model.

Theorem 1 *Let all assumptions in Section 3.1 hold ((M2) or (M2')). Given any $\boldsymbol{\phi}$ as an estimator of $\boldsymbol{\phi}^*$, with c_T is defined in Assumption (R9), $\boldsymbol{\beta}(\boldsymbol{\phi})$ according to (2.13) satisfies*

$$\|\boldsymbol{\beta}(\boldsymbol{\phi}) - \boldsymbol{\beta}^*\|_1 = O_p\left(\|\boldsymbol{\phi} - \boldsymbol{\phi}^*\|_1 + c_T d^{-\frac{1}{2} + \frac{1}{2w}}\right).$$

In particular, the least squares estimator $\tilde{\phi}$ in (2.16) and $\tilde{\beta} := \beta(\tilde{\phi})$ under $L = O(1)$ satisfy

$$\|\tilde{\phi} - \phi^*\|_1 = O_P(c_T d^{-\frac{1}{2} + \frac{1}{2w}}) = \|\tilde{\beta} - \beta^*\|_1.$$

Theorem 1 serves as a foundational step for the results hereafter. From Theorem 1, the error of our least squares estimator $\beta(\phi)$ might be inflated by the plugged-in estimator for ϕ^* . With a dense estimator $\tilde{\phi}$, we arrive at the rate $c_T d^{-\frac{1}{2} + \frac{1}{2w}}$. The dependence of the rate on w confirms that weaker temporal dependence in the data results in better estimation, as expected. We now present the sign-consistency of our adaptive LASSO estimator.

Theorem 2 (Oracle property for $\hat{\phi}$) *Let all assumptions in Section 3.1 hold ((M2) or (M2')), except that (R4) and (R6) are satisfied with $\check{\mathbf{G}}$ and $\ddot{\mathbf{G}}$ respectively replaced by*

$$\check{\mathbf{G}} = \check{\mathbf{G}}_H, \quad \ddot{\mathbf{G}} = \ddot{\mathbf{G}}_H, \quad \text{where } H := \{i : (\phi^*)_i \neq 0\},$$

where for any matrix with L columns, we denote $(\cdot)_H$ the corresponding matrix with its columns restricted on H . Then as $T, d \rightarrow \infty$, with probability 1, we have $\text{sign}(\hat{\phi}_H) = \text{sign}(\phi^*_H)$ and $\hat{\phi}_{H^c} = \mathbf{0}$.

If we further assume the smallest eigenvalue of $\mathbf{R}_H \mathbf{S}_\gamma \mathbf{S}_\gamma^\top \mathbf{R}_H^\top$ is of constant order, where \mathbf{R}_H and \mathbf{S}_γ are defined below, then $\hat{\phi}_H$ is asymptotically normal with rate $T^{-1/2} d^{-(1-b)/2}$ such that

$$T^{1/2} (\mathbf{R}_H \mathbf{S}_\gamma \mathbf{R}_\beta \Sigma_\beta \mathbf{R}_\beta^\top \mathbf{S}_\gamma^\top \mathbf{R}_H^\top)^{-1/2} (\hat{\phi}_H - \phi^*_H) \xrightarrow{D} \mathcal{N}(\mathbf{0}, \mathbf{I}_{|H|}),$$

where

$$\mathbf{R}_\beta = [\mathbb{E}(\mathbf{X}_t^\top \mathbf{B}_t) \mathbb{E}(\mathbf{B}_t^\top \mathbf{X}_t)]^{-1} \mathbb{E}(\mathbf{X}_t^\top \mathbf{B}_t), \quad \Sigma_\beta = \sum_{\tau} \mathbb{E}\{(\mathbf{B}_t - \mathbb{E}(\mathbf{B}_t))^\top \boldsymbol{\epsilon}_t \boldsymbol{\epsilon}_{t+\tau}^\top (\mathbf{B}_{t+\tau} - \mathbb{E}(\mathbf{B}_{t+\tau}))\},$$

$$\begin{aligned} \mathbf{S}_\gamma = & \left(\mathbb{E}[\mathbf{X}_{t,1} (\mathbf{B}_{t,1} - \mathbb{E}(\mathbf{B}_{t,1}))^\top] \boldsymbol{\gamma}, \dots, \mathbb{E}[\mathbf{X}_{t,1} (\mathbf{B}_{t,d} - \mathbb{E}(\mathbf{B}_{t,d}))^\top] \boldsymbol{\gamma}, \right. \\ & \left. \dots, \mathbb{E}[\mathbf{X}_{t,d} (\mathbf{B}_{t,1} - \mathbb{E}(\mathbf{B}_{t,1}))^\top] \boldsymbol{\gamma}, \dots, \mathbb{E}[\mathbf{X}_{t,d} (\mathbf{B}_{t,d} - \mathbb{E}(\mathbf{B}_{t,d}))^\top] \boldsymbol{\gamma} \right)^\top, \end{aligned}$$

$$\begin{aligned}
\mathbf{R}_H &= [(\mathbf{H}_{20} - \mathbf{H}_{10})_H^\top (\mathbf{H}_{20} - \mathbf{H}_{10})_H]^{-1} (\mathbf{H}_{20} - \mathbf{H}_{10})_H^\top, \\
\mathbf{H}_{10} &= \left\{ \left(\mathbf{I}_d \otimes (\boldsymbol{\gamma}^\top \otimes \mathbf{I}_d) \mathbb{E}(\mathbf{U}_{\mathbf{x},1,0}(\boldsymbol{\beta}^* \otimes \mathbf{I}_d) \boldsymbol{\Pi}_t^{*\top}) \right) \text{vec}(\mathbf{W}_1^\top) + \left(\mathbf{I}_d \otimes (\boldsymbol{\gamma}^\top \otimes \mathbf{I}_d) \mathbb{E}(\mathbf{U}_{\boldsymbol{\mu},1,0} \boldsymbol{\Pi}_t^{*\top}) \right) \text{vec}(\mathbf{W}_1^\top), \right. \\
&\quad \dots, \left. \left(\mathbf{I}_d \otimes (\boldsymbol{\gamma}^\top \otimes \mathbf{I}_d) \mathbb{E}(\mathbf{U}_{\mathbf{x},p,l_p}(\boldsymbol{\beta}^* \otimes \mathbf{I}_d) \boldsymbol{\Pi}_t^{*\top}) \right) \text{vec}(\mathbf{W}_p^\top) + \left(\mathbf{I}_d \otimes (\boldsymbol{\gamma}^\top \otimes \mathbf{I}_d) \mathbb{E}(\mathbf{U}_{\boldsymbol{\mu},p,l_p} \boldsymbol{\Pi}_t^{*\top}) \right) \text{vec}(\mathbf{W}_p^\top) \right\}, \\
\mathbf{H}_{20} &= \mathbb{E}(\mathbf{X}_t \otimes \mathbf{B}_t \boldsymbol{\gamma}) \left[\mathbb{E}(\mathbf{X}_t^\top \mathbf{B}_t) \mathbb{E}(\mathbf{B}_t^\top \mathbf{X}_t) \right]^{-1} \mathbb{E}(\mathbf{X}_t^\top \mathbf{B}_t) \\
&\quad \cdot \left\{ \mathbf{V}_{\mathbf{W}_1^\top, v}^\top \mathbb{E} \left[(\mathbf{I}_d \otimes \mathbf{U}_{\mathbf{x},1,0}) \mathbf{V}_{\boldsymbol{\Pi}_t^*, r} \right] \boldsymbol{\beta}^* + \mathbf{V}_{\mathbf{W}_1^\top, v}^\top \mathbb{E} \left[(\mathbf{I}_d \otimes \mathbf{U}_{\boldsymbol{\mu},1,0}) \text{vec}(\boldsymbol{\Pi}_t^{*\top}) \right], \right. \\
&\quad \dots, \left. \mathbf{V}_{\mathbf{W}_p^\top, v}^\top \mathbb{E} \left[(\mathbf{I}_d \otimes \mathbf{U}_{\mathbf{x},p,l_p}) \mathbf{V}_{\boldsymbol{\Pi}_t^*, r} \right] \boldsymbol{\beta}^* + \mathbf{V}_{\mathbf{W}_p^\top, v}^\top \mathbb{E} \left[(\mathbf{I}_d \otimes \mathbf{U}_{\boldsymbol{\mu},p,l_p}) \text{vec}(\boldsymbol{\Pi}_t^{*\top}) \right] \right\}, \\
\mathbf{U}_{\mathbf{x},j,k} &= \frac{1}{T} \sum_{t=1}^T z_{j,k,t} \text{vec}(\mathbf{B}_t - \bar{\mathbf{B}}) \mathbf{x}_t^\top, \quad \mathbf{U}_{\boldsymbol{\mu},j,k} = \frac{1}{T} \sum_{t=1}^T z_{j,k,t} \text{vec}(\mathbf{B}_t - \bar{\mathbf{B}}) \boldsymbol{\mu}^{*\top}, \\
&\quad \text{with } \mathbf{V}_{\mathbf{H},K} = (\mathbf{I}_K \otimes \mathbf{h}_1^\top, \dots, \mathbf{I}_K \otimes \mathbf{h}_n^\top)^\top \text{ for any given } n \times d \text{ matrix } \mathbf{H} = (\mathbf{h}_1, \dots, \mathbf{h}_n)^\top.
\end{aligned}$$

Regarding the new assumptions in Theorem 2, the term $\check{\mathbf{G}}$ (resp. $\ddot{\mathbf{G}}$) in (R4) (resp. (R6)) is simply replaced by its H -restricted version. Moreover, we show in the proof that $\mathbf{R}_H \mathbf{S}_\gamma \mathbf{S}_\gamma^\top \mathbf{R}_H^\top$ has its largest eigenvalue of constant order, and hence the requirement on its smallest eigenvalue is not particularly strong. Nonetheless, two key results are obtained: $\hat{\boldsymbol{\phi}}$ consistently estimate the zeros in $\boldsymbol{\phi}^*$ as exact zeros, and are asymptotically normal on the nonzero entries in $\boldsymbol{\phi}^*$. The convergence rate is $T^{-1/2} d^{-(1-b)/2}$, which is worse off if more variables in \mathbf{B}_t are correlated.

Theorem 2 enables us to perform inference on $\hat{\boldsymbol{\phi}}_H$ in practice, with the covariance matrix replaced by the plug-in estimator (see Section 4 for more details). If $\{z_{j,k,t}\}$'s are non-stochastic, inference on ρ_t^* by $\hat{\rho}_t := (\mathbf{z}_t)_H^\top \hat{\boldsymbol{\phi}}_H$ is also feasible, since

$$T^{1/2} ((\mathbf{z}_t)_H^\top \mathbf{R}_H \mathbf{S}_\gamma \mathbf{R}_\beta \boldsymbol{\Sigma}_\beta \mathbf{R}_\beta^\top \mathbf{S}_\gamma^\top \mathbf{R}_H^\top (\mathbf{z}_t)_H)^{-1/2} (\hat{\rho}_t - \rho_t^*) \xrightarrow{D} \mathcal{N}(0,1).$$

Lastly, we present the consistency of the spatial weight matrix estimator and the spatial fixed effect estimator.

Theorem 3 *Let assumptions in Theorems 1 and 2 hold. Then, for $\widehat{\mathbf{W}}_t := \sum_{j=1}^p (\hat{\boldsymbol{\phi}}_{j,0} +$*

$\sum_{k=1}^{l_j} \hat{\phi}_{j,k} z_{j,k,t}$) \mathbf{W}_j and the spatial fixed effect estimator $\hat{\boldsymbol{\mu}}$ defined in (2.8), we have

$$\|\widehat{\mathbf{W}}_t - \mathbf{W}_t^*\|_\infty = O_P(T^{-1/2}d^{-(1-b)/2}) = \|\widehat{\mathbf{W}}_t - \mathbf{W}_t^*\|_1, \|\hat{\boldsymbol{\mu}} - \boldsymbol{\mu}^*\|_{\max} = O_P(c_T).$$

Note that this result implies that the spectral norm error of the spatial weight matrix estimator $\widehat{\mathbf{W}}_t$ also satisfies $\|\widehat{\mathbf{W}}_t - \mathbf{W}_t^*\| = O_P(T^{-1/2}d^{-(1-b)/2})$.

4. PRACTICAL IMPLEMENTATION

From Section 2.2, we estimate $(\boldsymbol{\mu}^*, \boldsymbol{\phi}^*, \boldsymbol{\beta}^*)$ by first obtaining a penalized estimator for $\boldsymbol{\phi}^*$, followed by the least squares estimator for $\boldsymbol{\beta}^*$ and $\boldsymbol{\mu}^*$. The step-by-step algorithm is now presented.

Algorithm for $(\boldsymbol{\mu}^*, \boldsymbol{\phi}^*, \boldsymbol{\beta}^*)$ Estimation

1. Compute the least squares estimator stated in (2.16) and denote it as $\tilde{\boldsymbol{\phi}}$.
2. Construct \mathbf{u} using $\tilde{\boldsymbol{\phi}}$. Using the Least Angle Regressions (LARS) (Efron et al., 2004), solve the adaptive LASSO problem stated in (2.17), and denote the solution by $\hat{\boldsymbol{\phi}}$.
3. Using (2.13), obtain the least squares estimator for $\boldsymbol{\beta}^*$ as $\hat{\boldsymbol{\beta}} = \boldsymbol{\beta}(\hat{\boldsymbol{\phi}})$.
4. According to (2.3), construct $\hat{\boldsymbol{\Phi}}$ using $\hat{\boldsymbol{\phi}}$ and obtain the least squares estimator for $\boldsymbol{\mu}^*$ as
$$\hat{\boldsymbol{\mu}} = T^{-1} \sum_{t=1}^T \left\{ (\mathbf{I}_d - \boldsymbol{\Lambda}_t \hat{\boldsymbol{\Phi}}) \mathbf{y}_t - \mathbf{X}_t \hat{\boldsymbol{\beta}} \right\}.$$

The tuning parameter λ in step 2 can be determined via minimizing the following BIC:

$$\text{BIC}(\lambda) = \log\left(\frac{1}{T} \left\| \mathbf{B}^\top \mathbf{y} - \mathbf{B}^\top \mathbf{V} \hat{\boldsymbol{\phi}} - \mathbf{B}^\top \mathbf{X}_{\boldsymbol{\beta}(\hat{\boldsymbol{\phi}})} \text{vec}(\mathbf{I}_d) \right\|^2\right) + |\hat{H}| \frac{\log(T)}{T} \log(\log(L)), \quad (4.1)$$

which is inspired by Wang et al. (2009), where $\hat{\boldsymbol{\phi}}$ is the adaptive LASSO solution with parameter λ and \hat{H} is the set of indices on which $\hat{\boldsymbol{\phi}}$ is nonzero. Note that although \mathbf{B} contains the unknown constant a , the optimal λ is independent of it. A procedure for assessing the goodness of fit of a given set of dynamic variables $\{z_{j,k,t}\}$ can also be facilitated by (4.1). In detail, we can compare

(2.1) with the null model $\mathcal{H}_0: \mathbf{y}_t = \boldsymbol{\mu}^* + \sum_{j=1}^p \phi_{j,0}^* \mathbf{W}_j \mathbf{y}_t + \mathbf{X}_t \boldsymbol{\beta}^* + \boldsymbol{\epsilon}_t$ using BIC. For \mathcal{H}_0 , we compute the following BIC, inspired by Wang and Leng (2007):

$$\text{BIC}(\mathcal{H}_0) = \log\left(\frac{1}{T} \left\| \mathbf{B}^\top \mathbf{y} - \mathbf{B}^\top \mathbf{V} \widehat{\boldsymbol{\phi}} - \mathbf{B}^\top \mathbf{X}_{\beta(\widehat{\boldsymbol{\phi}})} \text{vec}(\mathbf{I}_d) \right\|^2\right) + |\widehat{H}| \frac{\log(T)}{T}, \quad (4.2)$$

where the variables are constructed under \mathcal{H}_0 and the above algorithm is implemented accordingly.

Finally, to utilize the asymptotic normality of $\widehat{\boldsymbol{\phi}}_H$ for feasible inference, we require estimators for \mathbf{R}_H , \mathbf{R}_β , $\boldsymbol{\Sigma}_\beta$ and \mathbf{S}_γ in Theorem 2. By replacing the expected values by their sample estimates, using $\widehat{H} = \{i: (\widehat{\boldsymbol{\phi}})_i \neq 0\}$ to estimate the set H and leveraging all the consistency results for $\boldsymbol{\beta}(\widehat{\boldsymbol{\phi}})$, $\widehat{\boldsymbol{\mu}}$ and \widehat{H} , we obtain estimators $\widehat{\mathbf{R}}_{\widehat{H}}$, $\widehat{\mathbf{R}}_\beta$ and $\widehat{\mathbf{S}}_\gamma$. For $\boldsymbol{\Sigma}_\beta$, we use a consistent estimator of $\boldsymbol{\epsilon}_t$ denoted by $\widehat{\boldsymbol{\epsilon}}_t := \mathbf{y}_t - \widehat{\boldsymbol{\mu}} - \widehat{\mathbf{W}}_t \mathbf{y}_t - \mathbf{X}_t \boldsymbol{\beta}(\widehat{\boldsymbol{\phi}})$. As $\boldsymbol{\Sigma}_\beta$ involves an infinite sum, we can sum up to a cut-off τ^* after which the sum changes little, and denote the constructed estimator $\widehat{\boldsymbol{\Sigma}}_\beta$. Putting everything together, the covariance matrix of $\widehat{\boldsymbol{\phi}}_H$ can be estimated by $T^{-1} \widehat{\mathbf{R}}_{\widehat{H}} \widehat{\mathbf{S}}_\gamma \widehat{\mathbf{R}}_\beta \widehat{\boldsymbol{\Sigma}}_\beta \widehat{\mathbf{R}}_\beta^\top \widehat{\mathbf{S}}_\gamma^\top \widehat{\mathbf{R}}_{\widehat{H}}^\top$.

5. CHANGE POINT DETECTION AND ESTIMATION IN DYNAMIC SPATIAL AUTOREGRESSIVE MODELS

5.1. Threshold spatial autoregressive models

The early work by Tong (1978) proposes a regime switching mechanism via the threshold autoregressive model. Since then, it has been studied extensively in the past few decades. More recently, such threshold structure is used by researchers in spatial econometrics; see, for example, Deng (2018) and Li (2022). One benefit of the framework introduced in this work is that threshold variables can be directly adapted into (2.1). As a simple example, we consider

$$\mathbf{y}_t = \begin{cases} \boldsymbol{\mu}^* + \phi_1^* \mathbf{W}_1 \mathbf{y}_t + \mathbf{X}_t \boldsymbol{\beta}^* + \boldsymbol{\epsilon}_t, & q_t \leq \gamma^*, \\ \boldsymbol{\mu}^* + \phi_2^* \mathbf{W}_2 \mathbf{y}_t + \mathbf{X}_t \boldsymbol{\beta}^* + \boldsymbol{\epsilon}_t, & q_t > \gamma^*. \end{cases} \quad (5.1)$$

This is a spatial autoregressive model with regime switching on the spatial weight matrix, where q_t is some observed threshold variable with an unknown threshold value γ^* . By rewriting (5.1) in the form of (2.1), we have

$$\mathbf{y}_t = \boldsymbol{\mu}^* + z_{1,1,t} \phi_1^* \mathbf{W}_1 \mathbf{y}_t + z_{2,1,t} \phi_2^* \mathbf{W}_2 \mathbf{y}_t + \mathbf{X}_t \boldsymbol{\beta}^* + \boldsymbol{\epsilon}_t, \text{ where } z_{1,1,t} := \mathbb{1}_{\{q_t \leq \gamma^*\}}, z_{2,1,t} := \mathbb{1}_{\{q_t > \gamma^*\}}. \quad (5.2)$$

We consider the estimation of the threshold value γ^* . Suppose there is a domain of possible threshold values $\Gamma = [\gamma_{\min}, \gamma_{\max}]$, a standard approach in threshold models is to search the minimum regression error over the intersection $\Gamma \cap \{q_1, \dots, q_T\}$; see, for example, Deng (2018). Our framework provides an alternative approach. Denote the elements in the intersection by $\gamma_1 \leq \gamma_2 \leq \dots \leq \gamma_L$, with $L \equiv |\Gamma \cap \{q_1, \dots, q_T\}|$, and let γ^* be identified as one of them. Let $z_{1,l,t} := \mathbb{1}_{\{q_t \leq \gamma_l\}}$ and $z_{2,l,t} := \mathbb{1}_{\{q_t > \gamma_l\}}$ for all $l \in [L]$. Then, we can consider a spatial autoregressive model:

$$\mathbf{y}_t = \boldsymbol{\mu}^* + \sum_{l=1}^L z_{1,l,t} \phi_{1,l}^* \mathbf{W}_1 \mathbf{y}_t + \sum_{l=1}^L z_{2,l,t} \phi_{2,l}^* \mathbf{W}_2 \mathbf{y}_t + \mathbf{X}_t \boldsymbol{\beta}^* + \boldsymbol{\epsilon}_t, \quad (5.3)$$

where $\phi_{1,l}^*$ and $\phi_{2,l}^*$ would be nonzero² only for $\gamma_l = \gamma^*$. The threshold value can be selected consistently in one step by the oracle property of our adaptive LASSO estimator in Theorem 2. We present this result in Corollary 1. Given the sparse solution $(\widehat{\phi}_{1,l}, \widehat{\phi}_{2,l})_{l \in [L]}$ of (5.3), we can re-estimate all model parameters. Note that such an approach remains applicable for L growing with T . In practice, the order of L may not fulfill Assumption (R10), but we can circumvent this issue by a sequential procedure. See Remark 1 in Section 5.2 for more details.

Our framework also allows us to consider a spatial autoregressive model with regime switching on the spatial correlation coefficients, similar to Li (2022):

²In practice, we often have no prior information on which spatial weight matrix corresponds to the regime $q_t \leq \gamma^*$. This can be resolved in (5.3) by writing $(\sum_{l=1}^L z_{1,l,t} \phi_{1,l}^*)$ and $(\sum_{l=1}^L z_{2,l,t} \phi_{2,l}^*)$ as $(\phi_{1,0}^* + \sum_{l=1}^L z_{1,l,t} \phi_{1,l}^*)$ and $(\phi_{2,0}^* + \sum_{l=1}^L z_{2,l,t} \phi_{2,l}^*)$, respectively.

$$\mathbf{y}_t = \begin{cases} \boldsymbol{\mu}^* + \phi_1^* \mathbf{W}_1 \mathbf{y}_t + \mathbf{X}_t \boldsymbol{\beta}^* + \boldsymbol{\epsilon}_t, & q_t \leq \gamma^*, \\ \boldsymbol{\mu}^* + \phi_2^* \mathbf{W}_1 \mathbf{y}_t + \mathbf{X}_t \boldsymbol{\beta}^* + \boldsymbol{\epsilon}_t, & q_t > \gamma^*. \end{cases} \quad (5.4)$$

To estimate the parameters in (5.4), Li (2022) uses quasi maximum likelihood (QML) estimators and traverses over a finite parameter space for the threshold value γ^* . In contrast, a one-step estimation is again feasible by our framework. To this end, we may read (5.4) in the form,

$$\mathbf{y}_t = \boldsymbol{\mu}^* + \left(\phi_{1,0}^* + \sum_{l=1}^L z_{1,l,t} \phi_{1,l}^* \right) \mathbf{W}_1 \mathbf{y}_t + \mathbf{X}_t \boldsymbol{\beta}^* + \boldsymbol{\epsilon}_t, \quad (5.5)$$

where $z_{1,l,t}$ for $l \in [L]$ is as previously defined. With our adaptive LASSO estimators, only $\widehat{\phi}_{1,0}$ and one $\widehat{\phi}_{1,l}$ such that $\gamma_l = \gamma^*$ are expected to be nonzero. The consistency of such estimator for γ^* is included in Corollary 1.

Corollary 1 (*Consistency on threshold value estimation*) *Let all assumptions in Theorem 2 hold.*

(a) *For model (5.1), the threshold value γ^* can be consistently estimated by the set of estimators $\{\gamma_l : \widehat{\phi}_{1,l} \neq 0, \widehat{\phi}_{2,l} \neq 0\}$, where $\{\widehat{\phi}_{1,l}, \widehat{\phi}_{2,l}\}_{l \in [L]}$ is the adaptive LASSO solution for $\{\phi_{1,l}^*, \phi_{2,l}^*\}_{l \in [L]}$ in (5.3).*

(b) *For model (5.4), the threshold value γ^* can be consistently estimated by the set of estimators $\{\gamma_l : \widehat{\phi}_{1,l} \neq 0\}$, where $\{\widehat{\phi}_{1,l}\}_{l \in [L]}$ is the adaptive LASSO solution for $\{\phi_{1,l}^*\}_{l \in [L]}$ in (5.5).*

In fact, our framework (2.1) can be applied to spatial autoregressive models with more complicated threshold structures in the spatial weight matrix \mathbf{W}_t^* , i.e., regimes from multiple threshold variables with multiple threshold values. For illustrations, consider the following spatial autoregressive model with $(k+1)$ regimes, where k can be unknown:

$$\mathbf{y}_t = \begin{cases} \boldsymbol{\mu}^* + \phi_1^* \mathbf{W}_1 \mathbf{y}_t + \mathbf{X}_t \boldsymbol{\beta}^* + \boldsymbol{\epsilon}_t, & q_t \leq \gamma_1^*, \\ \boldsymbol{\mu}^* + \phi_2^* \mathbf{W}_1 \mathbf{y}_t + \mathbf{X}_t \boldsymbol{\beta}^* + \boldsymbol{\epsilon}_t, & \gamma_1^* < q_t \leq \gamma_2^*, \\ \dots & \\ \boldsymbol{\mu}^* + \phi_k^* \mathbf{W}_1 \mathbf{y}_t + \mathbf{X}_t \boldsymbol{\beta}^* + \boldsymbol{\epsilon}_t, & q_t > \gamma_k^*. \end{cases} \quad (5.6)$$

Model (5.6) can be written in the form of (5.5), with the consistency of $\{\phi_{1,l}^*\}_{l \in [L]}$ guaranteed by Corollary 2. This also implies that the estimation on k is consistent.

Corollary 2 (*Consistency on the number of threshold regimes and multiple threshold values estimation*) *Let all assumptions in Theorem 2 hold. For model (5.6), let $\{\widehat{\phi}_{1,l}\}_{l \in [L]}$ denote the adaptive LASSO solution for $\{\phi_{1,l}^*\}_{l \in [L]}$ in (5.5). Then, $\widehat{k} := |\{\gamma_l : \widehat{\phi}_{1,l} \neq 0\}|$ estimates k consistently. Moreover, for every $i \in [\widehat{k}]$, the i -th smallest element in $\{\gamma_l : \widehat{\phi}_{1,l} \neq 0\}$ estimates γ_i^* consistently.*

As we often have limited prior knowledge on the parameter space in practice, we recommend using our framework in an exploratory way. This should help researchers discover more reasonable threshold structures in the data.

5.2. Spatial autoregressive models with structural change points

Structural changes in the relationship of variables in econometric models have been studied extensively in the literature; see, for example, Sengupta (2017) and Barigozzi and Trapani (2020). As a second example demonstrating the applicability of our framework, we consider the spatial autoregressive model with a structural change:

$$\mathbf{y}_t = \begin{cases} \boldsymbol{\mu}^* + \phi_1^* \mathbf{W}_1 \mathbf{y}_t + \mathbf{X}_t \boldsymbol{\beta}^* + \boldsymbol{\epsilon}_t, & t \leq t^*, \\ \boldsymbol{\mu}^* + \phi_2^* \mathbf{W}_2 \mathbf{y}_t + \mathbf{X}_t \boldsymbol{\beta}^* + \boldsymbol{\epsilon}_t, & t > t^*, \end{cases} \quad (5.7)$$

where t^* is some unknown change location. Similar to the threshold model example, this can also be expressed in the form of (5.2), now with $z_{1,1,t} := \mathbb{1}_{\{t \leq t^*\}}$ and $z_{2,1,t} := \mathbb{1}_{\{t > t^*\}}$. It is important to note that, despite the models taking the same form, the dynamic variables $z_{1,1,t}$ and $z_{2,1,t}$ are random in the threshold model but non-random in the change point model here. Recall that our main results hold for both types of $\{z_{j,k,t}\}$; see Section 3.1 for a more detailed discussion.

To estimate the change location t^* , Li (2018) calculates the quasi maximum likelihood for each possible change location and sets the maximizer as the estimator. When the set of possible change locations is large, this approach requires a significant number of model fittings. Using our framework, it is again possible to estimate t^* in one go. Let \mathcal{T} denote the set of all candidate change point locations such that $\mathcal{T} = \{t_1, \dots, t_{|\mathcal{T}|}\}$. Then, we rewrite model (5.7) as

$$\mathbf{y}_t = \boldsymbol{\mu}^* + \sum_{l=1}^{|\mathcal{T}|} z_{1,l,t} \phi_{1,l}^* \mathbf{W}_1 \mathbf{y}_t + \sum_{l=1}^{|\mathcal{T}|} z_{2,l,t} \phi_{2,l}^* \mathbf{W}_2 \mathbf{y}_t + \mathbf{X}_t \boldsymbol{\beta}^* + \boldsymbol{\epsilon}_t, \quad (5.8)$$

where $z_{1,l,t} := \mathbb{1}_{\{t \leq t_l\}}$ and $z_{2,l,t} := \mathbb{1}_{\{t > t_l\}}$. We then follow the same argument used in the threshold model below (5.3) and the consistency of our change location estimate is again guaranteed.

Corollary 3 (*Consistency on change location estimation*) *Let all assumptions in Theorem 2 hold, with L replaced by $|\mathcal{T}|$. Consider model (5.7) and assume that $t^* \in \mathcal{T}$. Then, the change location t^* can be consistently estimated by the set of estimators $\{l \in [|\mathcal{T}|] : \widehat{\phi}_{1,l} \neq 0, \widehat{\phi}_{2,l} \neq 0\}$, where $\{\widehat{\phi}_{1,l}, \widehat{\phi}_{2,l}\}_{l \in [|\mathcal{T}|]}$ is the adaptive LASSO solution for $\{\phi_{1,l}^*, \phi_{2,l}^*\}_{l \in [|\mathcal{T}|]}$ in (5.8).*

Similar to (5.6), we can also consider a multiple change model:

$$\mathbf{y}_t = \begin{cases} \boldsymbol{\mu}^* + \sum_{j=1}^p \phi_{j,1}^* \mathbf{W}_j \mathbf{y}_t + \mathbf{X}_t \boldsymbol{\beta}^* + \boldsymbol{\epsilon}_t, & t \leq t_1^*, \\ \boldsymbol{\mu}^* + \sum_{j=1}^p \phi_{j,2}^* \mathbf{W}_j \mathbf{y}_t + \mathbf{X}_t \boldsymbol{\beta}^* + \boldsymbol{\epsilon}_t, & t_1^* < t \leq t_2^*, \\ \dots & \\ \boldsymbol{\mu}^* + \sum_{j=1}^p \phi_{j,k}^* \mathbf{W}_j \mathbf{y}_t + \mathbf{X}_t \boldsymbol{\beta}^* + \boldsymbol{\epsilon}_t, & t > t_k^*. \end{cases} \quad (5.9)$$

This model allows for k change points in \mathbf{W}_t^* consisting of p spatial weight candidates, with the number of change points k unknown. The result below confirms the consistency of the estimations in both change point numbers and locations.

Corollary 4 (*Consistency on the estimations for the number of changes and the change locations*)

Given a set of all candidate change point locations \mathcal{T} and assume that $t_i^* \in \mathcal{T}$ for all $i \in [k]$. Let all assumptions in Theorem 2 hold, with L replaced by $|\mathcal{T}|$. For model (5.9), let $\{\hat{\phi}_{j,l}\}_{j \in [p], l \in [|\mathcal{T}|]}$ denote the adaptive LASSO solution for $\{\phi_{j,l}^*\}_{j \in [p], l \in [|\mathcal{T}|]}$ in

$$\mathbf{y}_t = \boldsymbol{\mu}^* + \sum_{j=1}^p \left(\phi_{j,0}^* + \sum_{l=1}^{|\mathcal{T}|} z_{j,l,t} \phi_{j,l}^* \right) \mathbf{W}_j \mathbf{y}_t + \mathbf{X}_t \boldsymbol{\beta}^* + \boldsymbol{\epsilon}_t,$$

where $z_{j,l,t} := \mathbb{1}_{\{t \leq t_l\}}$ with t_l being the l -th element of \mathcal{T} for $j \in [p], l \in [|\mathcal{T}|]$. Write $\hat{\mathcal{T}} := \{l \neq 0 : \hat{\phi}_{j,l} \neq 0 \text{ for some } j \in [p]\}$. Then, $\hat{k} := |\hat{\mathcal{T}}|$ estimates k consistently and, for every $i \in [\hat{k}]$, the i -th smallest element in $\hat{\mathcal{T}}$ estimates t_i^* consistently.

Remark 1 Throughout Section 5.2, the size of the set \mathcal{T} is restricted by Assumption (R10). Specifying appropriate \mathcal{T} requires prior information, which might be infeasible in practice. Without this, a set \mathcal{T} with a large size may violate Assumption (R10). The order of L in Section 5.1 raises a similar concern.

For practical implementation, we may resort to a divide-and-conquer scheme in the following manner. Consider model (5.7) for instance. We first partition \mathcal{T} into subsets $\mathcal{T} = \cup_j \mathcal{T}_j$ such that each \mathcal{T}_j satisfies (R10) (with L replaced by $|\mathcal{T}_j|$). On each subset, we run the estimation algorithm and obtain all identified potential change locations within the subset. Then, we aggregate all those locations into a set $\tilde{\mathcal{T}}$, which can be shown, using Corollary 3 on each \mathcal{T}_j , to satisfy (R10) (with L replaced by $|\tilde{\mathcal{T}}|$). Finally, we estimate (5.8) with \mathcal{T} replaced by $\tilde{\mathcal{T}}$ to determine the change point location. Simulations in the online supplement confirms the effectiveness of this scheme.

6. NUMERICAL STUDIES

6.1. Simulations

In this subsection, we conduct Monte Carlo simulations to demonstrate the performance of our estimators. For the general setting, we consider

$$\mathbf{y}_t = \left\{ \mathbf{I}_d - (0.2 + 0.2z_{1,1,t} + 0z_{1,2,t})\mathbf{W}_1 - (0 + 0z_{2,1,t} + 0.3z_{2,2,t})\mathbf{W}_2 \right\}^{-1} (\boldsymbol{\mu}^* + \mathbf{X}_t\boldsymbol{\beta}^* + \boldsymbol{\epsilon}_t), \quad (6.1)$$

where $\boldsymbol{\mu}^*$ and $\boldsymbol{\beta}^*$ are vectors of 1's, \mathbf{W}_1 is generated to have two neighbors ahead and two behind as in [Kelejian and Prucha \(1998\)](#), and \mathbf{W}_2 is a contiguity matrix with off-diagonal entries being i.i.d. Bernoulli(0.2). The true parameter is $\boldsymbol{\phi}^* = (0.2, 0.2, 0, 0, 0, 0.3)^\top$. The disturbance $\boldsymbol{\epsilon}_t$ is jointly Gaussian with its variance-covariance matrix having 1 on the diagonal and each upper triangular entries 0.1 with probability 0.2 and 0 otherwise. For any row of \mathbf{W}_1 or \mathbf{W}_2 with row sum exceeding one, we divide each entry by the L_1 norm of the row. We use independent standard normal random variables for the dynamic variables $\{z_{1,1,t}\}$, $\{z_{1,2,t}\}$, $\{z_{2,1,t}\}$ and $\{z_{2,2,t}\}$. The covariate matrix \mathbf{X}_t has three columns, with each entry generated as independent standard normal, except that the third column is endogenous by adding $0.5\boldsymbol{\epsilon}_t$. Let $\mathbf{X}_{\text{exo},t}$ be \mathbf{X}_t with the disturbance part removed, then the instruments can be set as $\mathbf{B}_t = [\mathbf{X}_{\text{exo},t}, \mathbf{W}_1\mathbf{X}_{\text{exo},t}, \mathbf{W}_2\mathbf{X}_{\text{exo},t}]$. The tuning parameter for the adaptive LASSO is selected by minimizing the BIC in [\(4.1\)](#).

We experiment $d=25, 50, 75$ and $T=50, 100, 150$, with each setting repeated 1000 times. Results are presented in [Table 1](#). In there, MSE is the mean squared error; specificity is the proportion of true zeros estimated as zeros; sensitivity is the proportion of nonzeros estimated as nonzeros. The MSE results corroborate the consistency of parameter estimation in [Theorem 1](#) and [3](#), while the specificity and sensitivity results corroborate the sparsity consistency in [Theorem 2](#). Zeros in $\boldsymbol{\phi}^*$ can be selected with high accuracy, yet the sensitivity results suggest a mild over-identification of zeros. Both increasing the spatial dimension d and time span T improve the performance of

our estimators in general, except that when T increases from 100 to 150 and $d=25$, all measures get a bit worse, which is similarly seen in Table 1 of [Lam and Souza \(2020\)](#). This might suggest the issue of a data set with unbalanced dimensions in practice.

	$T=50$			$T=100$			$T=150$		
	$d=25$	$d=50$	$d=75$	$d=25$	$d=50$	$d=75$	$d=25$	$d=50$	$d=75$
$\widehat{\phi}$ MSE	.002 (.008)	.001 (.001)	.002 (.001)	.000 (.000)	.000 (.000)	.000 (.000)	.003 (.007)	.001 (.000)	.000 (.000)
$\widehat{\beta}$ MSE	.087 (.434)	.029 (.011)	.080 (.025)	.005 (.004)	.008 (.002)	.001 (.001)	.088 (.278)	.013 (.005)	.005 (.002)
$\widehat{\mu}$ MSE	.039 (.124)	.038 (.010)	.044 (.010)	.013 (.006)	.010 (.002)	.011 (.002)	.036 (.083)	.010 (.003)	.008 (.002)
$\widehat{\phi}$ Specificity	.992 (.064)	1.000 (.000)	1.000 (.000)	1.000 (.000)	1.000 (.000)	1.000 (.000)	.994 (.048)	1.000 (.000)	1.000 (.000)
$\widehat{\phi}$ Sensitivity	.921 (.133)	.983 (.069)	.992 (.048)	.910 (.132)	.961 (.099)	.991 (.051)	.873 (.148)	.983 (.070)	.956 (.103)

Table 1: Simulation results for the general setting (6.1). Mean and standard deviation (in brackets) of the corresponding error measures over 1000 repetitions are presented.

To better illustrate the asymptotic normality for $\widehat{\phi}$ in Theorem 2, we use the same data generating mechanism as above with $(T, d) = (200, 50)$, except that $\phi^* = (0, -0.5, 0.5, 0, 0, 0)^\top$, that \mathbf{X}_t is exogenous and that ϵ_t has a diagonal covariance matrix. For ease of presentation, we fix $\widehat{H} = \{2, 3\}$ which is the index set of true nonzero parameters. The remaining components of the covariance matrix are estimated according to the last part of Section 4. Figure 1 displays the histogram of $T^{1/2}(\widehat{\mathbf{R}}_{\widehat{H}}\widehat{\mathbf{S}}_{\gamma}\widehat{\mathbf{R}}_{\beta}\widehat{\Sigma}_{\beta}\widehat{\mathbf{R}}_{\beta}^\top\widehat{\mathbf{S}}_{\gamma}^\top\widehat{\mathbf{R}}_{\widehat{H}}^\top)^{-1/2}(\widehat{\phi}_{\widehat{H}} - \phi_{\widehat{H}}^*)$. The plots show good normal approximation to the distribution of this quantity and confirm the result in Theorem 2. Some discrepancies are present on the tails, potentially due to insufficient dimensions T and d . We leave potential improvements to future studies.

6.2. Change point analysis

We demonstrate in this subsection the performance of our dynamic framework with structural changes as described in Section 5.2, with simulation results for the threshold model in Section 5.1

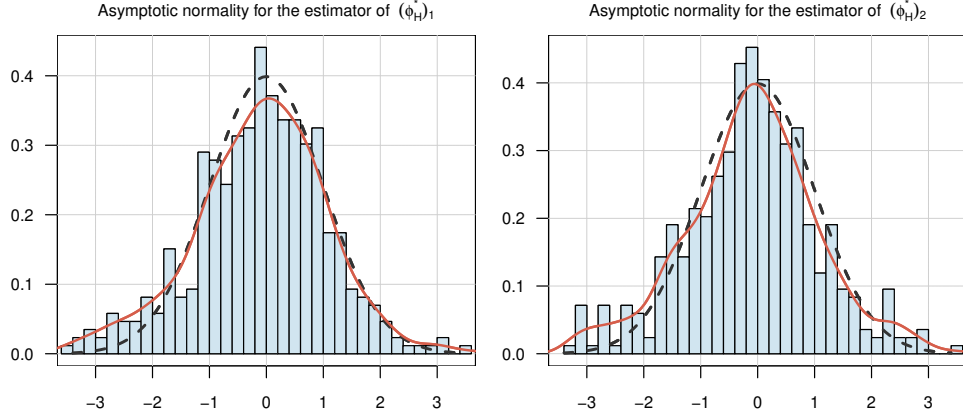


Figure 1: Histogram of $T^{1/2}(\widehat{\mathbf{R}}_{\widehat{H}}\widehat{\mathbf{S}}_{\gamma}\widehat{\mathbf{R}}_{\beta}\widehat{\Sigma}_{\beta}\widehat{\mathbf{R}}_{\beta}^{\top}\widehat{\mathbf{S}}_{\gamma}^{\top}\widehat{\mathbf{R}}_{\widehat{H}}^{\top})^{-1/2}(\widehat{\phi}_{\widehat{H}} - \phi_{\widehat{H}}^*)$ for $(T, d) = (200, 50)$, shown for the first coordinate (left panel) and the second coordinate (right panel). The red curves are the empirical density, and the black dotted curves are the density for $\mathcal{N}(0, 1)$.

included in the online supplement. We first consider a spatial autoregressive model with a single change such that

$$\mathbf{y}_t = (\mathbf{I}_d - 0.3 \cdot \mathbb{1}_{\{t \leq 30\}} \mathbf{W}_1 - 0.3 \cdot \mathbb{1}_{\{t > 30\}} \mathbf{W}_2)^{-1} (\boldsymbol{\mu}^* + \mathbf{X}_t \boldsymbol{\beta}^* + \boldsymbol{\epsilon}_t), \quad (6.2)$$

where $\{\mathbf{W}_1, \mathbf{W}_2, \boldsymbol{\mu}^*, \mathbf{X}_t, \boldsymbol{\beta}^*\}$ are constructed in the same way as in (6.1). To showcase the robustness of our estimators under heavy-tailed noise, we generate $\boldsymbol{\epsilon}_t$ by i.i.d. $\mathcal{N}(0, 1)$ and t_6 , respectively. The model (6.2) represents a change on the true spatial weight matrix at $t=30$ from $0.3\mathbf{W}_1$ to $0.3\mathbf{W}_2$. We then fit a model

$$\mathbf{y}_t = \left(\mathbf{I}_d - \sum_{l=1}^{\lfloor T/\Delta \rfloor - 1} z_{1,l,t} \phi_{1,l}^* \mathbf{W}_1 - \sum_{l=1}^{\lfloor T/\Delta \rfloor - 1} z_{2,l,t} \phi_{2,l}^* \mathbf{W}_2 \right)^{-1} (\boldsymbol{\mu}^* + \mathbf{X}_t \boldsymbol{\beta}^* + \boldsymbol{\epsilon}_t), \quad \text{where} \quad (6.3)$$

$$z_{1,l,t} = \mathbb{1}_{\{t \leq t_l\}}, \quad z_{2,l,t} = \mathbb{1}_{\{t > t_l\}}, \quad t_l = \Delta \cdot l.$$

We consider a grid of candidate change locations, spaced at intervals of $\Delta=5$. From (6.2), every $(\phi_{1,l}^*, \phi_{2,l}^*)$ equals $(0, 0)$ except the one l such that $t_l=30$. Table 2 displays the results with each (T, d) setting specified, and Table 3 shows the results under a stronger change signal such that

the true spatial weight matrix changes from $0.5\mathbf{W}_1$ to $0.5\mathbf{W}_2$.

Results for both weak and strong change signals display similar patterns. Unsurprisingly, the change detection slightly suffers from fat-tailed noise and weaker signals. The accuracy of detection benefits from the increasing spatial dimension. A larger T seems to undermine the $\hat{\phi}$ True-Unique measure, but this is essentially due to more dynamic variables ($z_{1,l,t}$ and $z_{2,l,t}$) used in the setting.

ϵ_t	i.i.d. $\mathcal{N}(0,1)$				i.i.d. t_6			
(T,d)	(50,25)	(50,50)	(100,50)	(100,75)	(50,25)	(50,50)	(100,50)	(100,75)
$\hat{\phi}$ MSE	.008 (.007)	.004 (.003)	.004 (.002)	.003 (.002)	.010 (.009)	.004 (.003)	.004 (.003)	.003 (.002)
$\hat{\phi}$ True-Unique	.611 (.488)	.965 (.184)	.668 (.472)	.938 (.242)	.559 (.497)	.944 (.231)	.647 (.479)	.898 (.303)

Table 2: Simulation results for the model (6.3) with a weak change signal. $\hat{\phi}$ True-Unique is defined to be 1 if the only nonzero pair $(\phi_{1,l}^*, \phi_{2,l}^*)$ corresponds to $t_l = 30$. Mean and standard deviation (in brackets) of the corresponding error measures over 500 repetitions are presented.

ϵ_t	i.i.d. $\mathcal{N}(0,1)$				i.i.d. t_6			
(T,d)	(50,25)	(50,50)	(100,50)	(100,75)	(50,25)	(50,50)	(100,50)	(100,75)
$\hat{\phi}$ MSE	.006 (.011)	.001 (.001)	.003 (.006)	.001 (.001)	.007 (.012)	.001 (.003)	.004 (.007)	.001 (.002)
$\hat{\phi}$ True-Unique	.826 (.379)	.994 (.077)	.846 (.361)	.990 (.100)	.759 (.428)	.984 (.126)	.811 (.392)	.972 (.166)

Table 3: Simulation results for the model (6.3) with a strong change signal. Refer to Table 2 for the definition on $\hat{\phi}$ True-Unique. Mean and standard deviation (in brackets) of the corresponding error measures over 500 repetitions are presented.

6.3. A real data example

In this case study, we use our proposed model to analyze the total profits of enterprises for a selection of provincial regions in China. Our panel data covers $T=86$ monthly periods from March 2016 to August 2024 and 25 provinces and 4 direct-administered municipalities (i.e., $d=29$); see the online supplement for more details. The set of covariates (all standardized) consists of Consumer Price Index

(*CPI*), Purchasing Price Index for industrial producers (*PPI*) and output of electricity (*elec*). The data is available at the National Bureau of Statistics of China: <https://data.stats.gov.cn/english/>.

We consider three spatial weight matrix candidates, with each row standardized by its L_1 norm if the row sum exceeds one: inverse distance matrix using inverse of geographical distances between locations computed by the Geodesic WGS-84 System (\mathbf{W}_1), contiguity matrix (\mathbf{W}_2), municipality matrix such that all direct-administered municipalities are neighbors (\mathbf{W}_3).

We treat the covariates as exogenous for two reasons: *CPI* and *PPI* are largely independent of the internal economic activities specific to enterprises within each province or municipality, and electricity supply as a public utility is often price inelastic. Using the aforementioned covariates and spatial weight matrices, we first specify a time-invariant spatial autoregressive model as our null model:

$$profit_t = \boldsymbol{\mu}^* + (\phi_{1,0}^* \mathbf{W}_1 + \phi_{2,0}^* \mathbf{W}_2 + \phi_{3,0}^* \mathbf{W}_3) profit_t + (CPI_t, PPI_t, elec_t) \boldsymbol{\beta}^* + \boldsymbol{\epsilon}_t. \quad (6.4)$$

We estimate the parameters in (6.4) using our adaptive LASSO estimators. The estimated coefficients $\{\widehat{\phi}_{1,0}, \widehat{\phi}_{2,0}, \widehat{\phi}_{3,0}, \widehat{\boldsymbol{\beta}}\}$ are presented in Table 4, together with the BIC computed according to (4.2). The table also shows the standard errors of $\widehat{\phi}_{1,0}$ and $\widehat{\phi}_{3,0}$ based on Theorem 2. The respective p-values for testing $\widehat{\phi}_{1,0} = 0$ and $\widehat{\phi}_{3,0} = 0$ are both less than 0.0001, revealing some spillovers among the neighbors of provinces and municipalities. Interestingly, $\widehat{\phi}_{3,0}$ suggests a negative spillover effect among the four direct-administered municipalities, which could be explained by that the enterprises within municipalities are main competitors in the market.

	$\widehat{\phi}_{1,0}$	$\widehat{\phi}_{2,0}$	$\widehat{\phi}_{3,0}$	$\widehat{\beta}_{CPI}$	$\widehat{\beta}_{PPI}$	$\widehat{\beta}_{elec}$	BIC
Null model	15.184 (3.725)	.000	-.285 (.066)	.021	.053	.394	2.790

Table 4: Estimated coefficients for model (6.4), with standard errors (in brackets) computed according to the last part of Section 4. $\widehat{\beta}_{CPI}$, $\widehat{\beta}_{PPI}$ and $\widehat{\beta}_{elec}$ denote the estimates of $\boldsymbol{\beta}^*$ corresponding to *CPI*_{*t*}, *PPI*_{*t*} and *elec*_{*t*}, respectively.

Hereafter, we refer to (6.4) as the null model. The rest of the analysis is performed in an

exploratory fashion such that we consider spatial autoregressive models of the form (2.1) with some l_j and dynamic variables $\{z_{j,k,t}\}$. We consider the following models:

$$\begin{aligned}
\text{Model 1: } profit_t &= \boldsymbol{\mu}^* + \sum_{j=1}^3 \left(\phi_{j,0}^* + \sum_{k=1}^{15} \phi_{j,k}^* \mathbb{1}\{t \leq 5+5k\} \right) \mathbf{W}_j profit_t + (CPI_t, PPI_t, elec_t) \boldsymbol{\beta}^* + \boldsymbol{\epsilon}_t; \\
\text{Model 2: } profit_t &= \boldsymbol{\mu}^* + \sum_{j=1}^3 \left(\phi_{j,0}^* + \sum_{k=1}^9 \phi_{j,k}^* \mathbb{1}\{sd(profit_{t-5}) \leq \gamma_k\} \right) \mathbf{W}_j profit_t + (CPI_t, PPI_t, elec_t) \boldsymbol{\beta}^* + \boldsymbol{\epsilon}_t, \\
&\text{where } (\gamma_1, \dots, \gamma_9) = (.177, .193, .202, .207, .217, .219, .231, .250, .302); \\
\text{Model 3: } profit_t &= \boldsymbol{\mu}^* + \sum_{j=1}^3 \left(\phi_{j,0}^* + \sum_{k=1}^5 \phi_{j,k}^* \mathbb{1}\{t \text{ divides } 2k\} \right) \mathbf{W}_j profit_t + (CPI_t, PPI_t, elec_t) \boldsymbol{\beta}^* + \boldsymbol{\epsilon}_t; \\
\text{Model 4: } profit_t &= \boldsymbol{\mu}^* + \left(\phi_{1,0}^* \alpha_{3,1}(\mathbf{W}_1) + \phi_{2,0}^* \alpha_{3,2}(\mathbf{W}_1) + \phi_{3,0}^* \alpha_{3,3}(\mathbf{W}_1) \right) profit_t + (CPI_t, PPI_t, elec_t) \boldsymbol{\beta}^* + \boldsymbol{\epsilon}_t.
\end{aligned} \tag{6.5}$$

Model 1 represents a spatial autoregressive model with the spatial weight matrix potentially changing at (10,15,20,...,75,80). Model 2 is a self-exciting threshold spatial autoregressive model with the standard deviation of $profit_{t-5}$ as the threshold variable. The sequence of threshold value is in fact the empirical quantile, from 10% to 90%, of $sd(profit_{t-5})$. Model 3 is similar to the null model but accounts for monthly spillovers for lags of two, four, six, eight and ten months. Model 4 adapts our framework to time-invariant and nonlinear spatial weight matrices, where $\alpha_{3,1}(\mathbf{W}_1)$, $\alpha_{3,2}(\mathbf{W}_1)$ and $\alpha_{3,3}(\mathbf{W}_1)$ denote the matrices formed by series expansion using the order-3 normalized Laguerre functions (inspired by Sun (2016)) based on $\{(\mathbf{W}_1)_{ij}^{-1}\}_{i,j \in [29]}$.

Table 5 reports the estimated parameters and BIC for each model. The nonzero $\hat{\phi}_{1,9}$ for Model 1 corresponds to a change in the spillovers featured by \mathbf{W}_1 in March 2020, potentially suggesting inactive economic activities due to COVID-19 starting at the beginning of 2020.

Model 2 has the best BIC among all models shown here, including the null model. From Table 5,

	nonzero $\hat{\phi}_{j,k}$				$\hat{\beta}_{CPI}$	$\hat{\beta}_{PPI}$	$\hat{\beta}_{elec}$	BIC
Model 1	$\hat{\phi}_{1,9} = 18.030$ (13.601)				.044	.038	.309	2.978
Model 2	$\hat{\phi}_{1,3} = 9.721$ (3.487)	$\hat{\phi}_{1,9} = 18.997$ (.717)	$\hat{\phi}_{3,7} = -.522$ (.001)		.030	.038	.368	2.744
Model 3	$\hat{\phi}_{1,0} = 15.424$ (.000)	$\hat{\phi}_{2,1} = .335$ (.000)	$\hat{\phi}_{2,3} = -.331$ (.000)	$\hat{\phi}_{3,5} = -.401$ (.000)	.023	.052	.398	2.747
Model 4	$\hat{\phi}_{1,0} = .048$ (.001)	$\hat{\phi}_{2,0} = -.034$ (.003)	$\hat{\phi}_{3,0} = .114$ (.001)		.043	.056	.512	2.848

Table 5: Estimated coefficients for different models specified in (6.5), with standard errors (in brackets) computed according to the last part of Section 4. Refer to Table 4 for the definitions of $\hat{\beta}_{CPI}$, $\hat{\beta}_{PPI}$ and $\hat{\beta}_{elec}$.

four threshold regions are identified as

$$\widehat{\mathbf{W}}_t = \begin{cases} 28.718\mathbf{W}_1 - 0.522\mathbf{W}_3, & \text{sd}(\text{profit}_{t-5}) \leq 0.202; \\ 18.997\mathbf{W}_1 - 0.522\mathbf{W}_3, & 0.202 < \text{sd}(\text{profit}_{t-5}) \leq 0.231; \\ 18.997\mathbf{W}_1, & 0.231 < \text{sd}(\text{profit}_{t-5}) \leq 0.302; \\ 0, & \text{sd}(\text{profit}_{t-5}) > 0.302. \end{cases}$$

For better illustration, the series of $\widehat{\mathbf{W}}_t$ among Beijing, Shanghai and Guangdong are plotted in Figure 2. We see that the spillovers between Beijing and Shanghai is more significant than their respective spillovers with Guangdong.

On Model 3, Table 5 suggests that the effect of \mathbf{W}_1 (representing domestic spillovers) remains constant, that of \mathbf{W}_2 (representing more local spillovers) persists every two months but roughly cancels out every half year, and the ‘‘municipality spillover’’ by \mathbf{W}_3 occurs every December. The various spillover patterns featured by the expert spatial weight matrices are intriguing and warrant further investigation.

Model 4 considers a time-invariant spillover effect. An example of the estimated spatial weight matrix is displayed in Figure 3. It depicts how the spillovers diminish with the geographical distance.

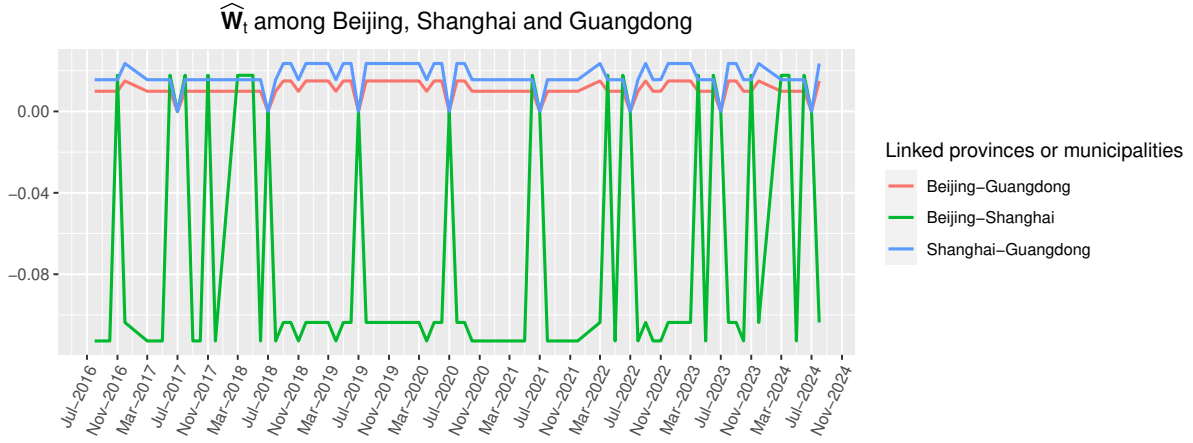


Figure 2: Illustration of \widehat{W}_t of Model 2 in (6.5) among Beijing, Shanghai and Guangdong, from August 2016 to August 2024.

Lastly, the analysis on the total profits data serves to demonstrate our dynamic spatial autoregressive framework. More comprehensive investigations are required to further understand the spatial relations among industrial enterprises in Chinese provinces and direct-administered municipalities.

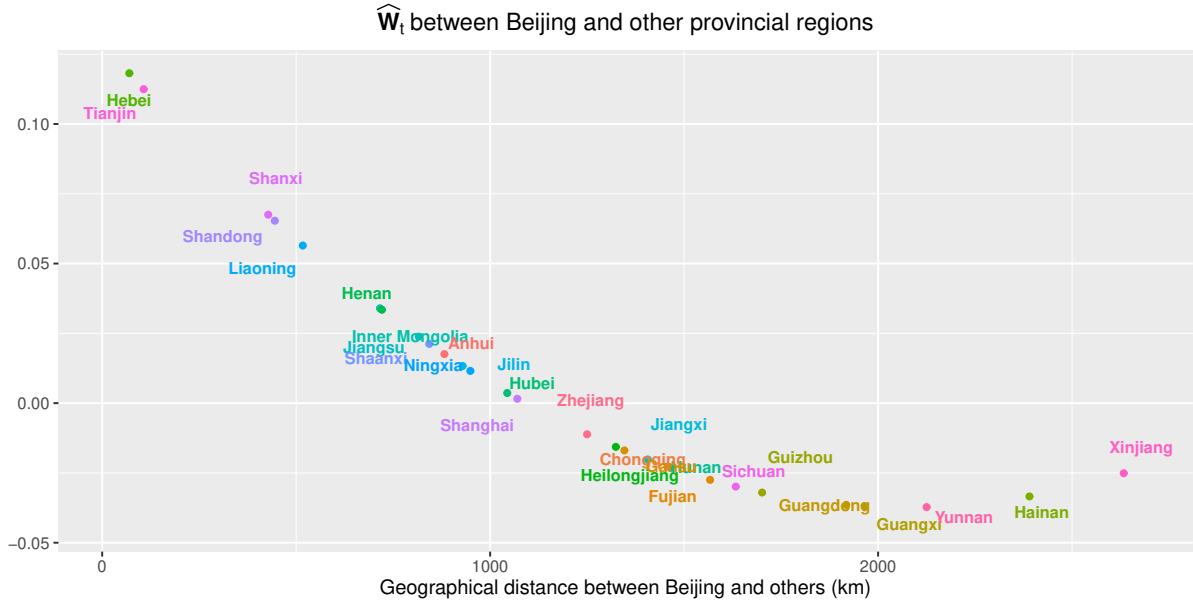


Figure 3: Illustration of (time-invariant) \widehat{W}_t of Model 4 in (6.5) between Beijing and other provincial regions, against their geographical distances.

SUPPLEMENTARY MATERIAL

Online supplement: Contains additional mathematical details for Section 2.2, extra simulation

results, and additional explanations for the real data analysis. Proofs of the main results are also included, together with auxiliary results and their proofs.

Supplement to “Inference on Dynamic Spatial Autoregressive Models with Change Point Detection”

In this supplementary material, we provide additional mathematical details for Section 2.2 in the main text, extra simulation results, and additional explanations for the real data analysis. Proofs of the main results stated in the main text are also included, together with auxiliary results and their proofs.

A. ADDITIONAL DETAILS FOR THE MODEL

A.1. Additional details for Section 2.2

Note from (2.13) and the definition of \mathbf{B} in (2.9), we have

$$\begin{aligned}
& \mathbf{B}^\top \left(\mathbf{I}_d \otimes \left\{ \left(\mathbf{I}_T \otimes \left\{ (\mathbf{y}^\nu)^\top \mathbf{B}^\nu (\mathbf{B}^\nu)^\top \mathbf{X} [\mathbf{X}^\top \mathbf{B}^\nu (\mathbf{B}^\nu)^\top \mathbf{X}]^{-1} \right\} \right) (\mathbf{X}_1, \dots, \mathbf{X}_T)^\top \right\} \right) \text{vec}(\mathbf{I}_d) \\
&= T^{-1/2} d^{-a/2} \left(\mathbf{I}_d \otimes \left\{ (\mathbf{B}_1 - \bar{\mathbf{B}}, \dots, \mathbf{B}_T - \bar{\mathbf{B}}) (\mathbf{I}_T \otimes \boldsymbol{\gamma}) \right. \right. \\
&\quad \left. \left. \left(\mathbf{I}_T \otimes \left\{ (\mathbf{y}^\nu)^\top \mathbf{B}^\nu (\mathbf{B}^\nu)^\top \mathbf{X} [\mathbf{X}^\top \mathbf{B}^\nu (\mathbf{B}^\nu)^\top \mathbf{X}]^{-1} \right\} \right) (\mathbf{X}_1, \dots, \mathbf{X}_T)^\top \right\} \right) \text{vec}(\mathbf{I}_d) \\
&= T^{-1/2} d^{-a/2} \left(\mathbf{I}_d \otimes \left\{ \sum_{t=1}^T (\mathbf{B}_t - \bar{\mathbf{B}}) \boldsymbol{\gamma} (\mathbf{y}^\nu)^\top \mathbf{B}^\nu (\mathbf{B}^\nu)^\top \mathbf{X} [\mathbf{X}^\top \mathbf{B}^\nu (\mathbf{B}^\nu)^\top \mathbf{X}]^{-1} \mathbf{X}_t^\top \right\} \right) \text{vec}(\mathbf{I}_d) \\
&= T^{-1/2} d^{-a/2} \text{vec} \left(\sum_{t=1}^T (\mathbf{B}_t - \bar{\mathbf{B}}) \boldsymbol{\gamma} (\mathbf{y}^\nu)^\top \mathbf{B}^\nu (\mathbf{B}^\nu)^\top \mathbf{X} [\mathbf{X}^\top \mathbf{B}^\nu (\mathbf{B}^\nu)^\top \mathbf{X}]^{-1} \mathbf{X}_t^\top \right) \\
&= T^{-1/2} d^{-a/2} \left(\sum_{t=1}^T \mathbf{X}_t \otimes (\mathbf{B}_t - \bar{\mathbf{B}}) \boldsymbol{\gamma} \right) \text{vec} \left((\mathbf{y}^\nu)^\top \mathbf{B}^\nu (\mathbf{B}^\nu)^\top \mathbf{X} [\mathbf{X}^\top \mathbf{B}^\nu (\mathbf{B}^\nu)^\top \mathbf{X}]^{-1} \right) \\
&= T^{-1/2} d^{-a/2} \left(\sum_{t=1}^T \mathbf{X}_t \otimes (\mathbf{B}_t - \bar{\mathbf{B}}) \boldsymbol{\gamma} \right) [\mathbf{X}^\top \mathbf{B}^\nu (\mathbf{B}^\nu)^\top \mathbf{X}]^{-1} \mathbf{X}^\top \mathbf{B}^\nu (\mathbf{B}^\nu)^\top \mathbf{y}^\nu.
\end{aligned}$$

Similarly, by the definition of \mathbf{Y}_W ,

$$\begin{aligned}
& \mathbf{B}^\top \left(\mathbf{I}_d \otimes \left\{ \left(\mathbf{I}_T \otimes \left\{ \left(\sum_{j=1}^p \sum_{k=0}^{l_j} \phi_{j,k} (\mathbf{y}_{j,k}^\nu)^\top (\mathbf{W}_j^\otimes)^\top \right. \right. \right. \right. \\
&\quad \left. \left. \left. \mathbf{B}^\nu (\mathbf{B}^\nu)^\top \mathbf{X} [\mathbf{X}^\top \mathbf{B}^\nu (\mathbf{B}^\nu)^\top \mathbf{X}]^{-1} \right\} \right) (\mathbf{X}_1, \dots, \mathbf{X}_T)^\top \right\} \right) \text{vec}(\mathbf{I}_d) \\
&= T^{-1/2} d^{-a/2} \left(\mathbf{I}_d \otimes \left\{ (\mathbf{B}_1 - \bar{\mathbf{B}}, \dots, \mathbf{B}_T - \bar{\mathbf{B}}) (\mathbf{I}_T \otimes \boldsymbol{\gamma}) \right. \right.
\end{aligned}$$

$$\begin{aligned}
& \cdot \left(\mathbf{I}_T \otimes \left\{ \left(\sum_{j=1}^p \sum_{k=0}^{l_j} \phi_{j,k} (\mathbf{y}_{j,k}^\nu)^\top (\mathbf{W}_j^\otimes)^\top \right) \right. \right. \\
& \left. \left. \cdot \mathbf{B}^\nu (\mathbf{B}^\nu)^\top \mathbf{X} [\mathbf{X}^\top \mathbf{B}^\nu (\mathbf{B}^\nu)^\top \mathbf{X}]^{-1} \right\} (\mathbf{X}_1, \dots, \mathbf{X}_T)^\top \right) \text{vec}(\mathbf{I}_d) \\
& = T^{-1/2} d^{-a/2} \left(\mathbf{I}_d \otimes \left\{ \sum_{t=1}^T (\mathbf{B}_t - \bar{\mathbf{B}}) \gamma \left(\sum_{j=1}^p \sum_{k=0}^{l_j} \phi_{j,k} (\mathbf{y}_{j,k}^\nu)^\top (\mathbf{W}_j^\otimes)^\top \right) \right. \right. \\
& \left. \left. \mathbf{B}^\nu (\mathbf{B}^\nu)^\top \mathbf{X} [\mathbf{X}^\top \mathbf{B}^\nu (\mathbf{B}^\nu)^\top \mathbf{X}]^{-1} \mathbf{X}_t^\top \right\} \right) \text{vec}(\mathbf{I}_d) \\
& = T^{-1/2} d^{-a/2} \text{vec} \left(\sum_{t=1}^T (\mathbf{B}_t - \bar{\mathbf{B}}) \gamma (\phi^\top \mathbf{Y}_W^\top) \mathbf{B}^\nu (\mathbf{B}^\nu)^\top \mathbf{X} [\mathbf{X}^\top \mathbf{B}^\nu (\mathbf{B}^\nu)^\top \mathbf{X}]^{-1} \mathbf{X}_t^\top \right) \\
& = T^{-1/2} d^{-a/2} \left(\sum_{t=1}^T \mathbf{X}_t \otimes (\mathbf{B}_t - \bar{\mathbf{B}}) \gamma \right) [\mathbf{X}^\top \mathbf{B}^\nu (\mathbf{B}^\nu)^\top \mathbf{X}]^{-1} \mathbf{X}^\top \mathbf{B}^\nu (\mathbf{B}^\nu)^\top \mathbf{Y}_W \phi.
\end{aligned}$$

With (2.13), the term inside the squared Euclidean norm of (2.14) can hence be further written as

$$\begin{aligned}
& \mathbf{B}^\top \mathbf{y} - \mathbf{B}^\top \mathbf{V} \phi - \mathbf{B}^\top \mathbf{X}_{\beta(\phi)} \text{vec}(\mathbf{I}_d) \\
& = \mathbf{B}^\top \mathbf{y} - \mathbf{B}^\top \mathbf{V} \phi - \mathbf{B}^\top \left(\mathbf{I}_d \otimes \left\{ \left(\mathbf{I}_T \otimes \left\{ (\mathbf{y}^\nu)^\top \mathbf{B}^\nu (\mathbf{B}^\nu)^\top \mathbf{X} [\mathbf{X}^\top \mathbf{B}^\nu (\mathbf{B}^\nu)^\top \mathbf{X}]^{-1} \right\} \right) \right. \right. \\
& \left. \left. \cdot (\mathbf{X}_1, \dots, \mathbf{X}_T)^\top \right\} \right) \text{vec}(\mathbf{I}_d) \\
& + \mathbf{B}^\top \left(\mathbf{I}_d \otimes \left\{ \left(\mathbf{I}_T \otimes \left\{ \left(\sum_{j=1}^p \sum_{k=0}^{l_j} \phi_{j,k} (\mathbf{y}_{j,k}^\nu)^\top (\mathbf{W}_j^\otimes)^\top \right) \right. \right. \right. \right. \\
& \left. \left. \left. \mathbf{B}^\nu (\mathbf{B}^\nu)^\top \mathbf{X} [\mathbf{X}^\top \mathbf{B}^\nu (\mathbf{B}^\nu)^\top \mathbf{X}]^{-1} \right\} \right\} (\mathbf{X}_1, \dots, \mathbf{X}_T)^\top \right) \text{vec}(\mathbf{I}_d) \tag{A.1} \\
& = \mathbf{B}^\top \mathbf{y} - T^{-1/2} d^{-a/2} \left(\sum_{t=1}^T \mathbf{X}_t \otimes (\mathbf{B}_t - \bar{\mathbf{B}}) \gamma \right) [\mathbf{X}^\top \mathbf{B}^\nu (\mathbf{B}^\nu)^\top \mathbf{X}]^{-1} \mathbf{X}^\top \mathbf{B}^\nu (\mathbf{B}^\nu)^\top \mathbf{y}^\nu \\
& - \left\{ \mathbf{B}^\top \mathbf{V} - T^{-1/2} d^{-a/2} \left(\sum_{t=1}^T \mathbf{X}_t \otimes (\mathbf{B}_t - \bar{\mathbf{B}}) \gamma \right) [\mathbf{X}^\top \mathbf{B}^\nu (\mathbf{B}^\nu)^\top \mathbf{X}]^{-1} \mathbf{X}^\top \mathbf{B}^\nu (\mathbf{B}^\nu)^\top \mathbf{Y}_W \right\} \phi \\
& = \mathbf{B}^\top \mathbf{y} - \Xi \mathbf{y}^\nu - (\mathbf{B}^\top \mathbf{V} - \Xi \mathbf{Y}_W) \phi.
\end{aligned}$$

A.2. Identification of the model (2.11)

We show that the coefficients ϕ^* and β^* in model (2.11) are identified under Assumption (I1). Assume that the two sets of parameters $(\check{\phi}, \check{\beta})$ and $(\acute{\phi}, \acute{\beta})$ both satisfy model (2.11), then we have

$$\mathbf{B}^\top \mathbf{V} \check{\phi} + \mathbf{B}^\top \mathbf{X}_{\check{\beta}} \text{vec}(\mathbf{I}_d) = \mathbf{B}^\top \mathbf{V} \acute{\phi} + \mathbf{B}^\top \mathbf{X}_{\acute{\beta}} \text{vec}(\mathbf{I}_d).$$

By noticing that $\mathbf{B}^\top \mathbf{X}_{\beta \text{vec}}(\mathbf{I}_d) = \mathbf{B}^\top \tilde{\mathbf{X}} \boldsymbol{\beta}$, we may rearrange the above and arrive at

$$\mathbf{0} = \mathbf{B}^\top \mathbf{V}(\check{\boldsymbol{\phi}} - \acute{\boldsymbol{\phi}}) + \mathbf{B}^\top \tilde{\mathbf{X}}(\check{\boldsymbol{\beta}} - \acute{\boldsymbol{\beta}}) = \begin{pmatrix} \mathbf{B}^\top \mathbf{V} & \mathbf{B}^\top \tilde{\mathbf{X}} \end{pmatrix} \begin{pmatrix} \check{\boldsymbol{\phi}} - \acute{\boldsymbol{\phi}} \\ \check{\boldsymbol{\beta}} - \acute{\boldsymbol{\beta}} \end{pmatrix}.$$

Taking expectation and left-multiplying by $(\mathbf{Q}^\top \mathbf{Q})^{-1} \mathbf{Q}^\top$ on both sides, we obtain $\check{\boldsymbol{\phi}} = \acute{\boldsymbol{\phi}}$ and $\check{\boldsymbol{\beta}} = \acute{\boldsymbol{\beta}}$. This implies $\boldsymbol{\phi}^*$ and $\boldsymbol{\beta}^*$ are identified in model (2.1), and hence $\boldsymbol{\mu}^*$ is uniquely identified.

B. ADDITIONAL SIMULATIONS

B.1. Experiments on the threshold spatial autoregressive models

We demonstrate numerical results for the threshold spatial autoregressive model in Section 5.1.

We consider

$$\mathbf{y}_t = (\mathbf{I}_d - 0.3z_{1,t} \mathbf{W}_1 - 0.8z_{2,t} \mathbf{W}_2)^{-1} (\boldsymbol{\mu}^* + \mathbf{X}_t \boldsymbol{\beta}^* + \boldsymbol{\epsilon}_t), \quad (\text{B.1})$$

where \mathbf{W}_1 , \mathbf{W}_2 , $\boldsymbol{\mu}^*$, \mathbf{X}_t , $\boldsymbol{\beta}^*$ and $\boldsymbol{\epsilon}_t$ are constructed in the same way as those in (6.1), $z_{1,t} = \mathbb{1}_{\{q_t \leq \gamma^*\}}$ and $z_{2,t} = \mathbb{1}_{\{q_t > \gamma^*\}}$ for some threshold variables and values q_t and γ^* . Hence, (B.1) represents a threshold spatial autoregressive model with changes in both coefficients and spatial weight matrices. To estimate the parameters and the threshold value simultaneously, we fit a model of the form

$$\mathbf{y}_t = \left(\mathbf{I}_d - \sum_{l=1}^{19} z_{1,l,t} \phi_{1,l}^* \mathbf{W}_1 - \sum_{l=1}^{19} z_{2,l,t} \phi_{2,l}^* \mathbf{W}_2 \right)^{-1} (\boldsymbol{\mu}^* + \mathbf{X}_t \boldsymbol{\beta}^* + \boldsymbol{\epsilon}_t), \quad \text{where} \quad (\text{B.2})$$

$$z_{1,l,t} = \mathbb{1}_{\{q_t \leq \hat{\gamma}_l\}}, \quad z_{2,l,t} = \mathbb{1}_{\{q_t > \hat{\gamma}_l\}}, \quad \hat{\gamma}_l = (5\% \cdot l)\text{-th empirical quantile of } \{q_t\}_{t \in [T]}.$$

As discussed in Section 5.1, we expect $(\phi_{1,1}^*, \dots, \phi_{1,19}^*)$ are all zero except for the one corresponding to $z_{1,l,t}$ such that $\hat{\gamma}_l$ is the nearest to γ^* . Denote the index of such $\hat{\gamma}_l$ as l^* . Similarly, $(\phi_{2,1}^*, \dots, \phi_{2,19}^*)$ are all zero except for the one corresponding to $z_{2,l^*,t}$. It should also hold true that $(\phi_{1,l^*}^*, \phi_{2,l^*}^*) \approx (0.3, 0.8)$.

We experiment two types of threshold variables: 1) (*AR(5)*) q_t is AR(5) with i.i.d. $\mathcal{N}(0,1)$ innovations, with $\gamma^* = 0.3$; 2) (*Self-exciting on mean*) $q_t = \mathbf{1}^\top \mathbf{y}_{t-1} / d$, i.e., the regime changes in a self-exciting manner on the mean of the previous data point, with $\gamma^* = 1.5$. Results for $d = 50, 75$ and $T = 100, 150$ are presented in Table 6 with $\hat{\boldsymbol{\phi}}$ and $\hat{\gamma}_l$ estimated from (B.2), where

$$\hat{\boldsymbol{\phi}} \text{ MSE} := \text{MSE of } \hat{\boldsymbol{\phi}} \text{ with } \boldsymbol{\phi} \text{ all zero except } (\phi_{1,l^*}^*, \phi_{2,l^*}^*) \text{ set as } (0.3, 0.8),$$

$$\widehat{\phi} \text{ True-Unique} := \mathbb{1}\{\widehat{\phi}_{1,l^*} \text{ and } \widehat{\phi}_{2,l^*} \text{ are both nonzero in } \widehat{\phi} \text{ uniquely}\},$$

$$\widehat{\gamma}_l \text{ MSE} := \text{MSE of } \widehat{\gamma}_l \text{ with true threshold value } \gamma^*.$$

$\widehat{\phi}$ True-Unique is the key to demonstrating the validity of our algorithm as it relates to both specificity and sensitivity. More importantly, it measures if the estimated threshold value is unique. On computing $\widehat{\gamma}_l$ -MSE with multiple $\widehat{\gamma}_l$ values, i.e., the intersecting index set is not a singleton, we choose the l corresponding to the largest $\widehat{\phi}_{1,l^*}$. Table 6 confirms that our procedure is capable of estimating the threshold value and other model parameters in one go. Although the estimator of γ^* is coarse up to the 5% empirical quantile of the threshold variable, Table 6 shows that increasing the data dimensions improves the performance of $\widehat{\gamma}_l$. In practice, re-estimation using a finer grid based on such initial threshold estimator could be performed.

q_t setting	AR(5)				Self-exciting on mean			
(T,d)	(100,50)	(100,75)	(150,50)	(150,75)	(100,50)	(100,75)	(150,50)	(150,75)
$\widehat{\phi}$ MSE	.002 (.002)	.003 (.003)	.017 (.013)	.020 (.011)	.009 (.011)	.007 (.010)	.003 (.006)	.001 (.003)
$\widehat{\phi}$ True-Unique	.562 (.497)	.439 (.500)	.706 (.456)	.844 (.363)	.537 (.499)	.621 (.485)	.797 (.403)	.938 (.242)
$\widehat{\gamma}_l$ MSE	.343 (.870)	.066 (.309)	.207 (.707)	.025 (.193)	.128 (.881)	.031 (.126)	.080 (.802)	.005 (.023)

Table 6: Simulation results for the threshold model (B.2). Mean and standard deviation (in brackets) of the corresponding error measures over 500 repetitions are presented.

B.2. Experiments on the divide-and-conquer scheme in Remark 1

We demonstrate here the numerical performance of the divide-and-conquer scheme depicted in Remark 1. Under $(T,d)=(100,75)$, consider an extension of (6.2) with two change points:

$$\mathbf{y}_t = (\mathbf{I}_d - 0.8\mathbb{1}_{\{t \leq 30\}}\mathbf{W}_1 + 0.9\mathbb{1}_{\{t \leq 60\}}\mathbf{W}_1 + 0.9\mathbb{1}_{\{t > 60\}}\mathbf{W}_2)^{-1}(\boldsymbol{\mu}^* + \mathbf{X}_t\boldsymbol{\beta}^* + \boldsymbol{\epsilon}_t). \quad (\text{B.3})$$

That is, the spatial weight matrix changes from $-0.1\mathbf{W}_1$ to $-0.9\mathbf{W}_1$ at $t=30$, followed by a change from $-0.9\mathbf{W}_1$ to $-0.9\mathbf{W}_2$ at $t=60$. Suppose it is only known a priori that on $\mathcal{T} = \{2,4,\dots,98,100\}$ ³, the spatial weight matrix might change from \mathbf{W}_1 to \mathbf{W}_2 and the spatial correlation coefficients might change as well. We wish to estimate the number of changes and the change locations. Following

³Change point identified at the last observed time point $T=100$ represents no change in the structure.

Remark 1, we construct the ordered sets $\mathcal{T}_1 = \{2, 4, \dots, 20\}$, $\mathcal{T}_2 = \{20, 22, \dots, 40\}$, $\mathcal{T}_3 = \{40, 42, \dots, 60\}$, $\mathcal{T}_4 = \{60, 62, \dots, 80\}$ and $\mathcal{T}_5 = \{80, 82, \dots, 100\}$. Note that we add “overlaps” between adjacent sets to circumvent falsely identifying change candidates at the margin. Now, the size of each set is 11, which is reasonable according to the numerical results in Tables 2 and 3. For each $j \in [5]$, consider⁴

$$\mathbf{y}_t = \left(\mathbf{I}_d - \sum_{l=1}^{|\mathcal{T}_j|} z_{j,1,l,t} \phi_{j,1,l}^* \mathbf{W}_1 - \sum_{l=1}^{|\mathcal{T}_j|} z_{j,2,l,t} \phi_{j,2,l}^* \mathbf{W}_2 \right)^{-1} (\boldsymbol{\mu}^* + \mathbf{X}_t \boldsymbol{\beta}^* + \boldsymbol{\epsilon}_t), \text{ where} \quad (\text{B.4})$$

$$z_{j,1,l,t} := \mathbb{1}_{\{t \leq (\mathcal{T}_j)_l\}}, \quad z_{j,2,l,t} := \mathbb{1}_{\{t > (\mathcal{T}_j)_l\}}.$$

As in Remark 1, all time points corresponding to nonzero estimates of $\phi_{j,1,l}^*$ or $\phi_{j,2,l}^*$ for $j \in [5], l \in [|\mathcal{T}_j|]$ are identified and collected to form a refined candidate set $\tilde{\mathcal{T}}$, where marginal time points (20, 40, 60, 80) are discarded if they are not identified in all \mathcal{T}_j containing them. Finally, consider

$$\mathbf{y}_t = \left(\mathbf{I}_d - \sum_{l=1}^{|\tilde{\mathcal{T}}|} z_{1,l,t} \phi_{1,l}^* \mathbf{W}_1 - \sum_{l=1}^{|\tilde{\mathcal{T}}|} z_{2,l,t} \phi_{2,l}^* \mathbf{W}_2 \right)^{-1} (\boldsymbol{\mu}^* + \mathbf{X}_t \boldsymbol{\beta}^* + \boldsymbol{\epsilon}_t), \text{ where} \quad (\text{B.5})$$

$$z_{1,l,t} = \mathbb{1}_{\{t \leq \tilde{\mathcal{T}}_l\}}, \quad z_{2,l,t} = \mathbb{1}_{\{t > \tilde{\mathcal{T}}_l\}}.$$

Then, change points are estimated as the timestamps corresponding to nonzero estimates for $\phi_{1,l}^*$ or $\phi_{2,l}^*$. The histogram for the estimated change locations over 500 repetitions is shown in the left panel of Figure 4 and is encouraging. To further quantify the performance of our scheme, we use the Adjusted Rand index (ARI) of the estimated time segmentation against the truth⁵ (Rand, 1971; Hubert and Arabie, 1985), a measure frequently used by change point researchers (Wang and Samworth, 2017). The average ARI across all runs is 0.901, again suggesting that our scheme is performing very well.

We also consider (B.3) under no change or, equivalently, one change at $t=100$:

$$\mathbf{y}_t = (\mathbf{I}_d + 0.9 \cdot \mathbb{1}_{\{t \leq T\}} \mathbf{W}_1)^{-1} (\boldsymbol{\mu}^* + \mathbf{X}_t \boldsymbol{\beta}^* + \boldsymbol{\epsilon}_t). \quad (\text{B.6})$$

We follow the same exact procedure to estimate (B.3), and the histogram for the estimated change points over 500 runs is shown in the right panel of Figure 4. In 98% of the experiments, exactly

⁴Note that the last dynamic variable in \mathcal{T}_5 for \mathbf{W}_2 , $z_{5,2,11,t}$, is 0 for all t , so we directly specify $\phi_{5,2,11}^*$ as 0.

⁵The estimated time segmentation assigns the same labels to time points between the estimated change points, with different labels assigned after each change point. For true time partitioning with changes at $\{30, 60\}$, the intervals $\{1, 2, \dots, 30\}$, $\{31, 32, \dots, 60\}$, and $\{61, 62, \dots, 100\}$ are labelled as 1, 2, and 3, respectively.

$T = 100$ is identified, meaning no change is detected, which corresponds to a 2% false change discovery rate. Furthermore, the average ARI⁶ is 0.980.

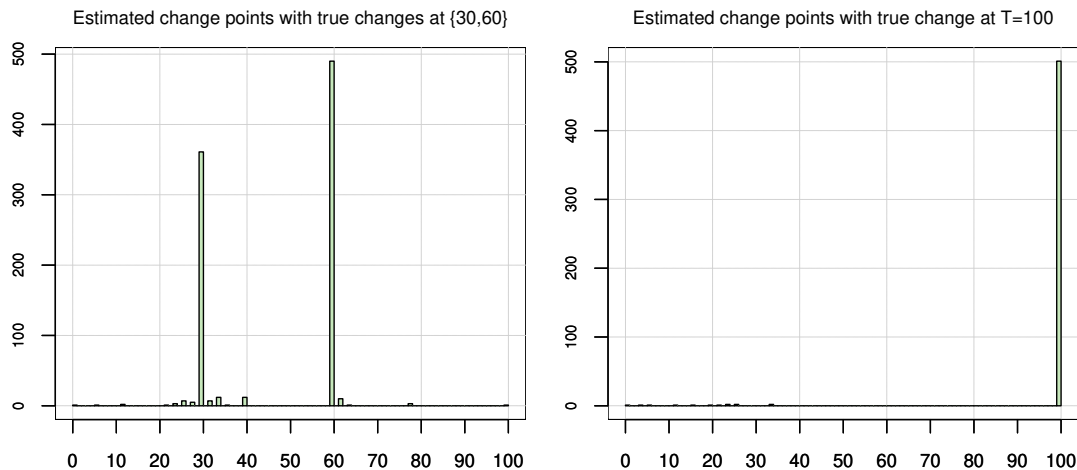


Figure 4: Histograms of estimated change locations under true models (B.3) (left panel) and (B.6) (right panel). Both experiments are repeated 500 times.

C. ADDITIONAL EXPLANATIONS

FOR THE ENTERPRISE PROFITS DATA IN SECTION 6.3

Due to missingness, we exclude January and February data. The 25 provinces included in the data are Hebei, Shanxi, Inner Mongolia, Liaoning, Jilin, Heilongjiang, Jiangsu, Zhejiang, Anhui, Fujian, Jiangxi, Shandong, Henan, Hubei, Hunan, Guangdong, Guangxi, Hainan, Sichuan, Guizhou, Yunnan, Shaanxi, Gansu, Ningxia, Xinjiang, and the 4 direct-administered municipalities are Beijing, Tianjin, Shanghai and Chongqing.

A snippet of the total profits for August 2024 is shown in Figure 5, where the map is produced using the R package `hchinamap`. From the estimation of our null model, it is revealed from $\hat{\mu}$ that Guangdong, Beijing, Jiangsu and Shanghai have significantly larger spatial fixed effects than other provinces or municipalities.

⁶The true time partition, when there are no changes, labels all time points as 1.

Total profits of industrial enterprises, August 2024

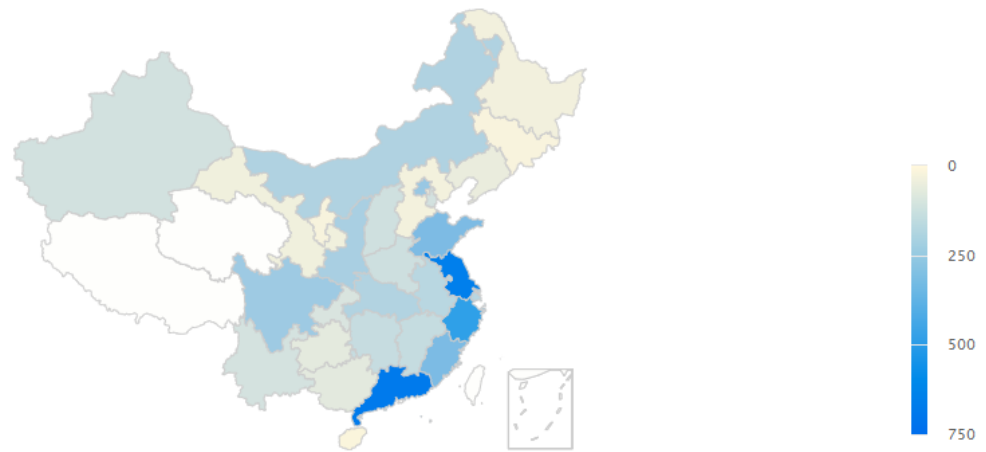


Figure 5: Illustration of the total profits of industrial enterprises within considered Chinese provinces and direct-administered municipalities, in 100 million yuans.

D. PROOFS OF THEOREMS AND AUXILIARY RESULTS

D.1. Lemmas and their proofs

To prove our main theorems, recall first $B_{t,ij}$ and $X_{t,ij}$ represent the (i,j) entry of \mathbf{B}_t and \mathbf{X}_t respectively. Define $\mathcal{M} = \bigcap_{i=1}^{13} \mathcal{A}_i$, where

$$\begin{aligned}
\mathcal{A}_1 &= \left\{ \max_{i,q \in [d]} \max_{j,l \in [r]} \left| \frac{1}{T} \sum_{t=1}^T [B_{t,ij} X_{t,ql} - \mathbb{E}(B_{t,ij} X_{t,ql})] \right| < c_T \right\}, \\
\mathcal{A}_2 &= \left\{ \max_{i,q \in [d]} \max_{j \in [r]} \left| \frac{1}{T} \sum_{t=1}^T B_{t,ij} \epsilon_{t,q} \right| < c_T \right\}, \\
\mathcal{A}_3 &= \left\{ \max_{j \in [r]} \left| \frac{1}{T} \sum_{t=1}^T \sum_{q=1}^d B_{t,qj} \epsilon_{t,q} \right| < c_T d^{\frac{1}{2} + \frac{1}{2w}} \right\}, \\
\mathcal{A}_4 &= \left\{ \max_{i \in [d]} \max_{j \in [r]} |\bar{B}_{\cdot,ij} - \mathbb{E}[B_{t,ij}]| < c_T \right\}, \\
\mathcal{A}_5 &= \left\{ \max_{q \in [d]} |\bar{\epsilon}_{\cdot,q}| < c_T \right\}, \\
\mathcal{A}_6 &= \left\{ \max_{i \in [d]} \max_{j \in [r]} |\bar{X}_{\cdot,ij}| < c_T \right\}, \\
\mathcal{A}_7 &= \left\{ \max_{j \in [r]} \left| \sum_{q=1}^d \bar{B}_{\cdot,qj} \bar{\epsilon}_{\cdot,q} \right| < 2^{1/2} c_T d^{1/2} \log^{1/2}(T \vee d) S_\epsilon(\mu_{b,\max} + c_T) \right\}, \tag{D.1} \\
\mathcal{A}_8 &= \left\{ \max_{m \in [p]} \max_{n \in [l_m] \cup \{0\}} \max_{i,q \in [d]} \max_{j \in [v]} \max_{l \in [r]} \left| \frac{1}{T} \sum_{t=1}^T [z_{m,n,t} B_{t,ij} X_{t,ql} - \mathbb{E}(z_{m,n,t} B_{t,ij} X_{t,ql})] \right| < c_T \right\}, \\
\mathcal{A}_9 &= \left\{ \max_{m \in [p]} \max_{n \in [l_m] \cup \{0\}} \max_{i \in [d]} \max_{j \in [r]} \left| \frac{1}{T} \sum_{t=1}^T z_{m,n,t} X_{t,ij} \right| < c_T \right\}, \\
\mathcal{A}_{10} &= \left\{ \max_{m \in [p]} \max_{n \in [l_m] \cup \{0\}} \max_{i,q \in [d]} \max_{j \in [v]} \left| \frac{1}{T} \sum_{t=1}^T z_{m,n,t} B_{t,ij} \epsilon_{t,q} \right| < c_T \right\}, \\
\mathcal{A}_{11} &= \left\{ \max_{m \in [p]} \max_{n \in [l_m] \cup \{0\}} \max_{q \in [d]} \left| \frac{1}{T} \sum_{t=1}^T z_{m,n,t} \epsilon_{t,q} \right| < c_T \right\}, \\
\mathcal{A}_{12} &= \left\{ \max_{m \in [p]} \max_{n \in [l_m] \cup \{0\}} \max_{i \in [d]} \max_{j \in [v]} \left| \frac{1}{T} \sum_{t=1}^T [z_{m,n,t} B_{t,ij} - \mathbb{E}(z_{m,n,t} B_{t,ij})] \right| < c_T \right\}, \\
\mathcal{A}_{13} &= \left\{ \max_{m \in [p]} \max_{n \in [l_m] \cup \{0\}} \left| \frac{1}{T} \sum_{t=1}^T z_{m,n,t} \right| < c_T \vee z_{\max} \right\},
\end{aligned}$$

where $\bar{B}_{\cdot,ij} := T^{-1} \sum_{t=1}^T B_{t,ij}$, $\bar{X}_{\cdot,ij} := T^{-1} \sum_{t=1}^T X_{t,ij}$, $\bar{\epsilon}_{\cdot,q} := T^{-1} \sum_{t=1}^T \epsilon_{t,q}$, $\mu_{b,\max} := \max_{i,j} |\mathbb{E}[B_{t,ij}]|$ being a constant implied by Assumption (M1), and z_{\max} is the upper bound for $\{z_{j,k,t}\}$ implied in (M2) with $z_{\max} = 1$ for $\{z_{j,0,t}\}$ by default. Our main theoretical results depict the properties of estimators on the set \mathcal{M} which holds with probability 1 as $T, d \rightarrow \infty$ by Assumption (R10), as shown in Lemma 2 which is similar to Theorem S.1 of Lam and Souza (2020).

To prove Lemma 2, we first quote a Nagaev-type inequality for functional dependent data from Theorem 2(ii), 2(iii) and Section 4 of Liu et al. (2013), presented as the following lemma.

Lemma 1 *For a zero mean time series process $\mathbf{x}_t = \mathbf{f}(\mathcal{F}_t)$ defined in (3.1) with dependence measure $\theta_{t,q,i}^x$ defined in (3.2), assume $\Theta_{m,2w}^x \leq Cm^{-\alpha}$ as in Assumption (M1). Then there exists constants C_1, C_2 and C_3 independent of n, T and the index i such that*

$$\mathbb{P}\left(\left|\frac{1}{T} \sum_{t=1}^T x_{t,i}\right| > n\right) \leq \frac{C_1 T^{w(1/2-\tilde{\alpha})}}{(Tn)^w} + C_2 \exp(-C_3 T^{\tilde{\beta}} n^2),$$

where $\tilde{\alpha} = \alpha \wedge (1/2 - 1/w)$ and $\tilde{\beta} = (3 + 2\tilde{\alpha}w)/(1+w)$.

Furthermore, assume another zero mean time series process $\{\mathbf{e}_t\}$ (can be the same process $\{\mathbf{x}_t\}$) with $\Theta_{m,2w}^e$ as in (M1). Then provided $\max_i \|x_{t,i}\|_{2w}, \max_j \|e_{t,j}\|_{2w} \leq c_0 < \infty$ where c_0 is a constant, the above Nagaev-type inequality holds for the product process $\{x_{t,i}e_{t,j} - \mathbb{E}(x_{t,i}e_{t,j})\}$.

The above results also hold for any zero mean non-stationary process $\mathbf{x}_t = \mathbf{f}_t(\mathcal{F}_t)$ provided that $\max_i \|x_{t,i}\|_w < \infty$ and $\Theta_{m,2w}^{x,*} \leq Cm^{-\alpha}$, where $\Theta_{m,q}^{x,*}$ is uniform tail sum defined as

$$\Theta_{m,q}^{x,*} := \sum_{t=m}^{\infty} \max_i \theta_{t,q,i}^{x,*} := \sum_{t=m}^{\infty} \max_i \sup_t \|x_{t,i} - x'_{t,i}\|_q.$$

We present Lemma 2 below. Note that we assume $\alpha > 1/2 - 1/w$ which can be relaxed at the cost of more complicated rates and longer proofs presented here, and it simplifies the form of Lemma 1 as $w(1/2 - \tilde{\alpha}) = \tilde{\beta} = 1$.

Lemma 2 *Let Assumptions (M1), (M2) (or (M2')), and (R2) hold and $\alpha > 1/2 - 1/w$ in Assumption (M1). Suppose for the application of the Nagaev-type inequality in Lemma 1 for the processes in $\mathcal{M} = \bigcap_{i=1}^{13} \mathcal{A}_i$ where \mathcal{A}_i is defined in (D.1), the constants C_1, C_2 and C_3 are the same. Then with $g \geq \sqrt{3/C_3}$ where g is the constant defined in $c_T = gT^{-1/2} \log^{1/2}(T \vee d)$, we have*

$$\mathbb{P}(\mathcal{M}) \geq 1 - 14C_1 r^2 v L \left(\frac{C_3}{3}\right)^{w/2} \frac{d^2}{T^{w/2-1} \log^{w/2}(T \vee d)} - \frac{14C_2 r^2 v L d^2}{T^3 \vee d^3} - \frac{2r}{T \vee d}.$$

Proof of Lemma 2. As shown in Theorem S.1 of Lam and Souza (2020), the tail condition in Assumption (M1) implies $\|\cdot\|_{2w}$ is bounded for the processes $\{B_{t,ij}X_{t,ql} - \mathbb{E}(B_{t,ij}X_{t,ql})\}$, $\{B_{t,ij}\epsilon_{t,q}\}$, $\{X_{t,ij}\}$ and $\{\epsilon_{t,q}\}$, and further with Assumption (R2) we have

$$\begin{aligned}
\mathbb{P}(\mathcal{A}_1^c) &\leq C_1 r^2 \left(\frac{C_3}{3}\right)^{w/2} \frac{d^2}{T^{w/2-1} \log^{w/2}(T \vee d)} + \frac{C_2 r^2 d^2}{T^3 \vee d^3}, \\
\mathbb{P}(\mathcal{A}_2^c) &\leq C_1 r \left(\frac{C_3}{3}\right)^{w/2} \frac{d^2}{T^{w/2-1} \log^{w/2}(T \vee d)} + \frac{C_2 r d^2}{T^3 \vee d^3}, \\
\mathbb{P}(\mathcal{A}_3^c) &\leq C_1 \left(\frac{C_3}{3}\right)^{w/2} \frac{r}{T^{w/2-1} \log^{w/2}(T \vee d)} + \frac{C_2 r}{T^3 \vee d^3}, \\
\mathbb{P}(\mathcal{A}_4^c) &\leq C_1 r \left(\frac{C_3}{3}\right)^{w/2} \frac{d}{T^{w/2-1} \log^{w/2}(T \vee d)} + \frac{C_2 r d}{T^3 \vee d^3}, \\
\mathbb{P}(\mathcal{A}_5^c) &\leq C_1 \left(\frac{C_3}{3}\right)^{w/2} \frac{d}{T^{w/2-1} \log^{w/2}(T \vee d)} + \frac{C_2 d}{T^3 \vee d^3}, \\
\mathbb{P}(\mathcal{A}_6^c) &\leq C_1 r \left(\frac{C_3}{3}\right)^{w/2} \frac{d}{T^{w/2-1} \log^{w/2}(T \vee d)} + \frac{C_2 r d}{T^3 \vee d^3}, \\
\mathbb{P}(\mathcal{A}_7^c) &\leq \frac{2r}{T \vee d} + \mathbb{P}(\mathcal{A}_4^c) + \mathbb{P}(\mathcal{A}_5^c).
\end{aligned}$$

Consider the remaining sets. First let Assumption (M2) hold and it is easy to see $\|\cdot\|_{2w}$ is bounded for the processes $\{z_{m,n,t}B_{t,ij}X_{t,ql} - \mathbb{E}(z_{m,n,t}B_{t,ij}X_{t,ql})\}$, $\{z_{m,n,t}B_{t,ij}\epsilon_{t,q}\}$, $\{z_{m,n,t}X_{t,ij}\}$ and $\{z_{m,n,t}\epsilon_{t,q}\}$, and their uniform tail sums satisfy the condition in Lemma 1. Thus, apply Lemma 1 first on \mathcal{A}_8^c and we have by the union bound,

$$\begin{aligned}
\mathbb{P}(\mathcal{A}_8^c) &\leq \sum_{m \in [p]} \sum_{n \in [l_m]} \sum_{i, q \in [d]} \sum_{j \in [v]} \sum_{l \in [r]} \mathbb{P} \left(\left| \frac{1}{T} \sum_{t=1}^T [z_{m,n,t}B_{t,ij}X_{t,ql} - \mathbb{E}(z_{m,n,t}B_{t,ij}X_{t,ql})] \right| \geq c_T \right) \\
&\leq d^2 r v L \left(\frac{C_1 T}{(T c_T)^w} + C_2 \exp(-C_3 T c_T^2) \right) \\
&\leq C_1 r v L \left(\frac{C_3}{3}\right)^{w/2} \frac{d^2}{T^{w/2-1} \log^{w/2}(T \vee d)} + \frac{C_2 r v L d^2}{T^3 \vee d^3}.
\end{aligned}$$

Similarly using Lemma 1, we have

$$\begin{aligned}
\mathbb{P}(\mathcal{A}_9^c) &\leq C_1 r L \left(\frac{C_3}{3}\right)^{w/2} \frac{d}{T^{w/2-1} \log^{w/2}(T \vee d)} + \frac{C_2 r L d}{T^3 \vee d^3}, \\
\mathbb{P}(\mathcal{A}_{10}^c) &\leq C_1 v L \left(\frac{C_3}{3}\right)^{w/2} \frac{d^2}{T^{w/2-1} \log^{w/2}(T \vee d)} + \frac{C_2 v L d^2}{T^3 \vee d^3}, \\
\mathbb{P}(\mathcal{A}_{11}^c) &\leq C_1 L \left(\frac{C_3}{3}\right)^{w/2} \frac{d}{T^{w/2-1} \log^{w/2}(T \vee d)} + \frac{C_2 L d}{T^3 \vee d^3},
\end{aligned}$$

$$\mathbb{P}(\mathcal{A}_{12}^c) \leq C_1 v L \left(\frac{C_3}{3}\right)^{w/2} \frac{d}{T^{w/2-1} \log^{w/2}(T \vee d)} + \frac{C_2 v L d}{T^3 \vee d^3},$$

while $\mathbb{P}(\mathcal{A}_{13}^c) = 0$ by Assumption (M2). On the other hand, if we have Assumption (M2'), the above results remain valid, except that

$$\mathbb{P}(\mathcal{A}_{13}^c) \leq C_1 L \left(\frac{C_3}{3}\right)^{w/2} \frac{1}{T^{w/2-1} \log^{w/2}(T \vee d)} + \frac{C_2 L}{T^3 \vee d^3},$$

by applying Lemma 1 given the bounded support and tail sum assumption in (M2'). For any $\{z_{j,0,t}\}$, we may treat it as a non-stochastic basis as in (M2) and the result follows. Lastly, by $\mathbb{P}(\mathcal{M}) \geq 1 - \sum_{i=1}^{13} \mathbb{P}(\mathcal{A}_i^c)$ we complete the proof of Lemma 2. \square

We present the following lemma with a short proof as well, and we will frequently utilize the defined notation $\mathbf{V}_{\mathbf{H},K}$ (which is the same definition in Theorem 2) in the proof of main theorems.

Lemma 3 *For any $n \times d$ matrix $\mathbf{H} = (\mathbf{h}_1, \dots, \mathbf{h}_n)^\top$ and any $d \times K$ matrix \mathbf{M} , define*

$$\mathbf{V}_{\mathbf{H},K} = \begin{pmatrix} \mathbf{I}_K \otimes \mathbf{h}_1 \\ \vdots \\ \mathbf{I}_K \otimes \mathbf{h}_n \end{pmatrix}.$$

We then have $\mathbf{H}\mathbf{M} = (\mathbf{I}_n \otimes \text{vec}(\mathbf{M})^\top) \mathbf{V}_{\mathbf{H},K}$.

Proof of Lemma 3. Notice that

$$(\mathbf{I}_n \otimes \text{vec}(\mathbf{M})^\top) \mathbf{V}_{\mathbf{H},K} = \begin{pmatrix} \text{vec}(\mathbf{M})^\top (\mathbf{I}_K \otimes \mathbf{h}_1) \\ \vdots \\ \text{vec}(\mathbf{M})^\top (\mathbf{I}_K \otimes \mathbf{h}_n) \end{pmatrix}.$$

The j -th row of this matrix (as a column vector) is hence

$$(\mathbf{I}_K \otimes \mathbf{h}_j^\top) \text{vec}(\mathbf{M}) = \text{vec}(\mathbf{h}_j^\top \mathbf{M}) = \text{vec}(\mathbf{M}^\top \mathbf{h}_j) = \mathbf{M}^\top \mathbf{h}_j,$$

which is the j -th row of $\mathbf{H}\mathbf{M}$ indeed. \square

Remark 2 *With the notation of $\mathbf{V}_{\mathbf{H},K}$, we may write any $d \times K$ matrix \mathbf{M} as*

$$\mathbf{M} = \mathbf{I}_d \mathbf{M} = (\mathbf{I}_d \otimes \text{vec}(\mathbf{M})^\top) \mathbf{V}_{\mathbf{I}_d, K},$$

which will be useful if we are interested in the interaction only between \mathbf{A}, \mathbf{M} in \mathbf{ABM} , with $\mathbf{A} \in \mathbb{R}^{l \times r}$ and $\mathbf{B} \in \mathbb{R}^{r \times d}$, since we have

$$\mathbf{ABM} = (\mathbf{B}^\top \mathbf{A}^\top)^\top \mathbf{M} = \mathbf{V}_{\mathbf{B}^\top, l}^\top (\mathbf{I}_d \otimes \text{vec}(\mathbf{A}^\top)) \mathbf{M} = \mathbf{V}_{\mathbf{B}^\top, l}^\top (\mathbf{I}_d \otimes \text{vec}(\mathbf{A}^\top) \text{vec}(\mathbf{M})^\top) \mathbf{V}_{\mathbf{I}_d, K}.$$

Moreover, notice that in Lemma 3, if $K=1$, i.e. \mathbf{M} is a vector, then $\mathbf{V}_{\mathbf{H}, 1} = \text{vec}(\mathbf{H}^\top)$ and Lemma 3 simply coincides with the fact that

$$\mathbf{BM} = \text{vec}(\mathbf{M}^\top \mathbf{B}^\top) = \text{vec}(\mathbf{M}^\top \mathbf{B}^\top \mathbf{I}_r) = (\mathbf{I}_r \otimes \mathbf{M}^\top) \text{vec}(\mathbf{B}^\top) = (\mathbf{I}_r \otimes \text{vec}(\mathbf{M})^\top) \mathbf{V}_{\mathbf{B}, 1}.$$

Thus, we can interpret $\mathbf{V}_{\mathbf{H}, K}$ to be a “ K -block vectorisation” of \mathbf{H} , as a generalisation of vectorisation.

Lemma 4 *Let the assumptions in Theorem 2 hold. Let \mathbf{R}_β and Σ_β be defined in Theorem 2. For $I_2 = [\mathbb{E}(\mathbf{X}_t^\top \mathbf{B}_t) \mathbb{E}(\mathbf{B}_t^\top \mathbf{X}_t)]^{-1} T^{-2} \mathbf{X}^\top \mathbf{B}^\nu (\mathbf{B}^\nu)^\top \boldsymbol{\epsilon}^\nu$, we have I_2 asymptotically normal with rate $T^{-1/2} d^{-(1-b)/2}$ such that*

$$T^{1/2} (\mathbf{R}_\beta \Sigma_\beta \mathbf{R}_\beta^\top)^{-1/2} I_2 \xrightarrow{D} \mathcal{N}(\mathbf{0}, \mathbf{I}_r).$$

Proof of Lemma 4. Given any non-zero $\boldsymbol{\alpha} \in \mathbb{R}^r$ with $\|\boldsymbol{\alpha}\|_1 \leq c < \infty$, we construct below the asymptotic normality of $\boldsymbol{\alpha}^\top I_2$ which is $T^{1/2} d^{(1-b)/2}$ -convergent. First, we can further decompose

$$\begin{aligned} \boldsymbol{\alpha}^\top I_2 &= [\mathbb{E}(\mathbf{X}_t^\top \mathbf{B}_t) \mathbb{E}(\mathbf{B}_t^\top \mathbf{X}_t)]^{-1} (T^{-1} \mathbf{X}^\top \mathbf{B}^\nu - \mathbb{E}(\mathbf{X}_t^\top \mathbf{B}_t)) T^{-1} (\mathbf{B}^\nu)^\top \boldsymbol{\epsilon}^\nu \\ &\quad + [\mathbb{E}(\mathbf{X}_t^\top \mathbf{B}_t) \mathbb{E}(\mathbf{B}_t^\top \mathbf{X}_t)]^{-1} \mathbb{E}(\mathbf{X}_t^\top \mathbf{B}_t) T^{-1} (\mathbf{B}^\nu)^\top \boldsymbol{\epsilon}^\nu, \end{aligned}$$

with the second term dominating the first by (D.6). Recall that

$$\mathbf{R}_\beta = [\mathbb{E}(\mathbf{X}_t^\top \mathbf{B}_t) \mathbb{E}(\mathbf{B}_t^\top \mathbf{X}_t)]^{-1} \mathbb{E}(\mathbf{X}_t^\top \mathbf{B}_t),$$

then

$$\boldsymbol{\alpha}^\top I_2 = \frac{1}{T} \sum_{t=1}^T \boldsymbol{\alpha}^\top \mathbf{R}_\beta (\mathbf{B}_t - \mathbb{E}(\mathbf{B}_t))^\top \boldsymbol{\epsilon}_t (1 + o_P(1)).$$

To construct the asymptotic normality of $\boldsymbol{\alpha}^\top I_2$, we want to show the following as in (D.33) that

$$\sum_{t \geq 0} \left\| P_0(\boldsymbol{\alpha}^\top \mathbf{R}_\beta (\mathbf{B}_t - \mathbb{E}(\mathbf{B}_t))^\top \boldsymbol{\epsilon}_t) \right\|_2 < \infty, \quad (\text{D.2})$$

so that Theorem 3 (ii) of Wu (2011) can then be applied. With the definition $s_2 := \boldsymbol{\alpha}^\top \mathbf{R}_\beta \boldsymbol{\Sigma}_\beta \mathbf{R}_\beta^\top \boldsymbol{\alpha}$, we have $T^{1/2} s_2^{-1/2} \boldsymbol{\alpha}^\top I_2 \xrightarrow{D} \mathcal{N}(0,1)$ and hence

$$T^{1/2} (\mathbf{R}_\beta \boldsymbol{\Sigma}_\beta \mathbf{R}_\beta^\top)^{-1/2} I_2 \xrightarrow{D} \mathcal{N}(\mathbf{0}, \mathbf{I}_r). \quad (\text{D.3})$$

Similar to the proof of (D.33), we have (D.2) hold by Assumption (R7) and

$$\begin{aligned} & \left\| P_0(\boldsymbol{\alpha}^\top \mathbf{R}_\beta (\mathbf{B}_t - \mathbb{E}(\mathbf{B}_t))^\top \boldsymbol{\epsilon}_t) \right\|_2 \\ &= \left\| \boldsymbol{\alpha}^\top \mathbf{R}_\beta \left\{ P_0((\mathbf{B}_t - \mathbb{E}(\mathbf{B}_t))^\top) \mathbb{E}_0(\boldsymbol{\epsilon}_t) \right\} + \boldsymbol{\alpha}^\top \mathbf{R}_\beta \left\{ \mathbb{E}_{-1}((\mathbf{B}_t - \mathbb{E}(\mathbf{B}_t))^\top) P_0(\boldsymbol{\epsilon}_t) \right\} \right\|_2 \\ &\leq \left\{ 2 \boldsymbol{\alpha}^\top \mathbf{R}_\beta \mathbb{E} \left\{ P_0((\mathbf{B}_t - \mathbb{E}(\mathbf{B}_t))^\top) \mathbb{E}_0(\boldsymbol{\epsilon}_t) \mathbb{E}_0(\boldsymbol{\epsilon}_t^\top) P_0(\mathbf{B}_t - \mathbb{E}(\mathbf{B}_t)) \right\} \mathbf{R}_\beta^\top \boldsymbol{\alpha} \right\}^{1/2} \\ &\quad + \left\{ 2 \boldsymbol{\alpha}^\top \mathbf{R}_\beta \mathbb{E} \left\{ \mathbb{E}_{-1}((\mathbf{B}_t - \mathbb{E}(\mathbf{B}_t))^\top) P_0(\boldsymbol{\epsilon}_t) P_0(\boldsymbol{\epsilon}_t^\top) \mathbb{E}_{-1}(\mathbf{B}_t - \mathbb{E}(\mathbf{B}_t)) \right\} \mathbf{R}_\beta^\top \boldsymbol{\alpha} \right\}^{1/2} \\ &= O\left(\|\boldsymbol{\alpha}\|_1 \|\mathbf{R}_\beta\|_\infty \right) \left(d \cdot \max_{j \in [d]} \mathbb{E}^{1/2}(\mathbb{E}_0^2(\boldsymbol{\epsilon}_{t,j})) \max_{j \in [d]} \max_{k \in [v]} \|P_0(B_{t,jk})\|_2 + d \cdot \sigma_{\max} \max_{j \in [d]} \|P_0(\boldsymbol{\epsilon}_{t,j})\|_2 \right) \\ &= O\left(\max_{j \in [d]} \|P_0^\epsilon(\boldsymbol{\epsilon}_{t,j})\|_2 + \max_{j \in [d]} \max_{k \in [v]} \|P_0^b(B_{t,jk})\|_2 \right), \end{aligned}$$

where the second last equality used Assumption (R2), and the last used $\|\mathbf{R}_\beta\|_\infty = O(d^{-2} \cdot d) = O(d^{-1})$ by (D.4) and Assumption (R3).

It remains to show $\boldsymbol{\alpha}^\top I_2$ is indeed of order $T^{-1/2} d^{-(1-b)/2}$. To this end, we only need to show s_2 is of order $d^{-(1-b)}$. First, we have $\mathbf{R}_\beta \mathbf{R}_\beta^\top = [\mathbb{E}(\mathbf{X}_t^\top \mathbf{B}_t) \mathbb{E}(\mathbf{B}_t^\top \mathbf{X}_t)]^{-1}$ which has all eigenvalues of order d^{-2} from (D.4) and Assumption (R3). Consider any j -th diagonal element of $\boldsymbol{\Sigma}_\beta$, we have

$$\begin{aligned} (\boldsymbol{\Sigma}_\beta)_{jj} &= \sum_{\tau} \mathbb{E} \left\{ (\mathbf{B}_t - \mathbb{E}(\mathbf{B}_t))_{\cdot,j}^\top \boldsymbol{\epsilon}_{t+\tau} \boldsymbol{\epsilon}_{t+\tau}^\top (\mathbf{B}_{t+\tau} - \mathbb{E}(\mathbf{B}_t))_{\cdot,j} \right\} \\ &= \sum_{\tau} \text{tr} \left\{ \mathbb{E} \left((\mathbf{B}_{t+\tau} - \mathbb{E}(\mathbf{B}_t))_{\cdot,j} (\mathbf{B}_{t+\tau} - \mathbb{E}(\mathbf{B}_t))_{\cdot,j}^\top \right) \mathbb{E}(\boldsymbol{\epsilon}_t \boldsymbol{\epsilon}_{t+\tau}^\top) \right\}, \end{aligned}$$

which is finite and has order exactly d^{1+b} by Assumption (R8). Notice $\boldsymbol{\Sigma}_\beta$ is $r \times r$, the order of eigenvalues of $\boldsymbol{\Sigma}_\beta$ is hence exactly d^{1+b} . The order of s_2 is d^{b-1} by

$$\|\boldsymbol{\alpha}\|_1^2 \lambda_{\min}(\mathbf{R}_\beta \mathbf{R}_\beta^\top) \lambda_{\min}(\boldsymbol{\Sigma}_\beta) \leq s_2 \leq \|\boldsymbol{\alpha}\|_1^2 \lambda_{\max}(\mathbf{R}_\beta \mathbf{R}_\beta^\top) \lambda_{\max}(\boldsymbol{\Sigma}_\beta).$$

This completes the proof of Lemma 4. \square

D.2. Proofs of corollaries

Proof of Corollary 1. It is direct from Theorem 2. \square

Proof of Corollary 2. It is direct from Theorem 2. \square

Proof of Corollary 3. It is direct from Theorem 2. \square

Proof of Corollary 4. It is direct from Theorem 2. \square

D.3. Proofs of theorems

Proof of Theorem 1. From (2.12) and (2.13), we have

$$\begin{aligned}\beta(\phi^*) &= \left(\mathbf{X}^\top \mathbf{B}^\nu (\mathbf{B}^\nu)^\top \mathbf{X}\right)^{-1} \mathbf{X}^\top \mathbf{B}^\nu (\mathbf{B}^\nu)^\top \left(\mathbf{y}^\nu - \sum_{j=1}^p \sum_{k=0}^{l_j} \phi_{j,k}^* \mathbf{W}_j^\otimes \mathbf{y}_{j,k}^\nu\right) \\ &= \left(\mathbf{X}^\top \mathbf{B}^\nu (\mathbf{B}^\nu)^\top \mathbf{X}\right)^{-1} \mathbf{X}^\top \mathbf{B}^\nu (\mathbf{B}^\nu)^\top \left(\mathbf{1}_T \otimes \boldsymbol{\mu}^* + \mathbf{X} \boldsymbol{\beta}^* + \boldsymbol{\epsilon}^\nu\right) \\ &= \boldsymbol{\beta}^* + \left(\mathbf{X}^\top \mathbf{B}^\nu (\mathbf{B}^\nu)^\top \mathbf{X}\right)^{-1} \mathbf{X}^\top \mathbf{B}^\nu (\mathbf{B}^\nu)^\top \boldsymbol{\epsilon}^\nu.\end{aligned}$$

We now define a diagonal matrix $\mathbf{D}_{z_{j,k}} := \text{diag}(z_{j,k,1} \mathbf{I}_d, \dots, z_{j,k,T} \mathbf{I}_d) \in \mathbb{R}^{dT \times dT}$, with diagonal blocks $z_{j,k,1} \mathbf{I}_d, \dots, z_{j,k,T} \mathbf{I}_d$, and $\boldsymbol{\Pi}^{*\otimes} := (\mathbf{I}_{Td} - \sum_{j=1}^p \sum_{k=0}^{l_j} \phi_{j,k}^* \mathbf{W}_j^\otimes \mathbf{D}_{z_{j,k}})^{-1}$. We then have $\mathbf{y}^\nu = \boldsymbol{\Pi}^{*\otimes} (\mathbf{1}_T \otimes \boldsymbol{\mu}^* + \mathbf{X} \boldsymbol{\beta}^* + \boldsymbol{\epsilon}^\nu)$. Thus,

$$\begin{aligned}\beta(\tilde{\phi}) &= \left(\mathbf{X}^\top \mathbf{B}^\nu (\mathbf{B}^\nu)^\top \mathbf{X}\right)^{-1} \mathbf{X}^\top \mathbf{B}^\nu (\mathbf{B}^\nu)^\top \left(\mathbf{y}^\nu - \sum_{j=1}^p \sum_{k=0}^{l_j} \tilde{\phi}_{j,k} \mathbf{W}_j^\otimes \mathbf{y}_{j,k}^\nu\right) \\ &= \beta(\phi^*) + \left(\mathbf{X}^\top \mathbf{B}^\nu (\mathbf{B}^\nu)^\top \mathbf{X}\right)^{-1} \mathbf{X}^\top \mathbf{B}^\nu (\mathbf{B}^\nu)^\top \left(\sum_{j=1}^p \sum_{k=0}^{l_j} (\phi_{j,k}^* - \tilde{\phi}_{j,k}) \mathbf{W}_j^\otimes \mathbf{y}_{j,k}^\nu\right) \\ &= \beta(\phi^*) + \left(\mathbf{X}^\top \mathbf{B}^\nu (\mathbf{B}^\nu)^\top \mathbf{X}\right)^{-1} \mathbf{X}^\top \mathbf{B}^\nu (\mathbf{B}^\nu)^\top \\ &\quad \cdot \left(\sum_{j=1}^p \sum_{k=0}^{l_j} (\phi_{j,k}^* - \tilde{\phi}_{j,k}) \mathbf{W}_j^\otimes \mathbf{D}_{z_{j,k}} \boldsymbol{\Pi}^{*\otimes} (\mathbf{1}_T \otimes \boldsymbol{\mu}^* + \mathbf{X} \boldsymbol{\beta}^* + \boldsymbol{\epsilon}^\nu)\right).\end{aligned}$$

We can hence decompose $\beta(\tilde{\phi}) - \boldsymbol{\beta}^* = \sum_{j=1}^5 I_j$ where

$$\begin{aligned}I_1 &:= [\mathbb{E}(\mathbf{X}_t^\top \mathbf{B}_t) \mathbb{E}(\mathbf{B}_t^\top \mathbf{X}_t)]^{-1} [\mathbb{E}(\mathbf{X}_t^\top \mathbf{B}_t) \mathbb{E}(\mathbf{B}_t^\top \mathbf{X}_t) - T^{-2} \mathbf{X}^\top \mathbf{B}^\nu (\mathbf{B}^\nu)^\top \mathbf{X}] (\beta(\tilde{\phi}) - \boldsymbol{\beta}^*), \\ I_2 &:= [\mathbb{E}(\mathbf{X}_t^\top \mathbf{B}_t) \mathbb{E}(\mathbf{B}_t^\top \mathbf{X}_t)]^{-1} T^{-2} \mathbf{X}^\top \mathbf{B}^\nu (\mathbf{B}^\nu)^\top \boldsymbol{\epsilon}^\nu,\end{aligned}$$

$$\begin{aligned}
I_3 &:= [\mathbb{E}(\mathbf{X}_t^\top \mathbf{B}_t) \mathbb{E}(\mathbf{B}_t^\top \mathbf{X}_t)]^{-1} T^{-2} \mathbf{X}^\top \mathbf{B}^\nu (\mathbf{B}^\nu)^\top \sum_{j=1}^p \sum_{k=0}^{l_j} (\phi_{j,k}^* - \tilde{\phi}_{j,k}) \mathbf{W}_j^\otimes \mathbf{D}_{z_{j,k}} \mathbf{\Pi}^{*\otimes} \mathbf{X} \boldsymbol{\beta}^*, \\
I_4 &:= [\mathbb{E}(\mathbf{X}_t^\top \mathbf{B}_t) \mathbb{E}(\mathbf{B}_t^\top \mathbf{X}_t)]^{-1} T^{-2} \mathbf{X}^\top \mathbf{B}^\nu (\mathbf{B}^\nu)^\top \sum_{j=1}^p \sum_{k=0}^{l_j} (\phi_{j,k}^* - \tilde{\phi}_{j,k}) \mathbf{W}_j^\otimes \mathbf{D}_{z_{j,k}} \mathbf{\Pi}^{*\otimes} \boldsymbol{\epsilon}^\nu, \\
I_5 &:= [\mathbb{E}(\mathbf{X}_t^\top \mathbf{B}_t) \mathbb{E}(\mathbf{B}_t^\top \mathbf{X}_t)]^{-1} T^{-2} \mathbf{X}^\top \mathbf{B}^\nu (\mathbf{B}^\nu)^\top \sum_{j=1}^p \sum_{k=0}^{l_j} (\phi_{j,k}^* - \tilde{\phi}_{j,k}) \mathbf{W}_j^\otimes \mathbf{D}_{z_{j,k}} \mathbf{\Pi}^{*\otimes} (\mathbf{1}_T \otimes \boldsymbol{\mu}^*).
\end{aligned}$$

Notice we can take any $t \in [T]$ for $\mathbb{E}(\mathbf{X}_t^\top \mathbf{B}_t)$ and $\mathbb{E}(\mathbf{B}_t^\top \mathbf{X}_t)$ due to Assumption (M1). To bound I_1 to I_4 , we first have

$$\| [\mathbb{E}(\mathbf{X}_t^\top \mathbf{B}_t) \mathbb{E}(\mathbf{B}_t^\top \mathbf{X}_t)]^{-1} \|_1 \leq \frac{r^{1/2}}{\lambda_r [\mathbb{E}(\mathbf{X}_t^\top \mathbf{B}_t) \mathbb{E}(\mathbf{B}_t^\top \mathbf{X}_t)]} \leq \frac{r^{1/2}}{d^2 u^2}, \quad (\text{D.4})$$

where $\lambda_r [\mathbb{E}(\mathbf{X}_t^\top \mathbf{B}_t) \mathbb{E}(\mathbf{B}_t^\top \mathbf{X}_t)] = \sigma_r^2(\mathbb{E}(\mathbf{X}_t^\top \mathbf{B}_t)) \geq d^2 u^2$ with $u > 0$ being a constant by Assumption (R3), and $\lambda_j(\cdot)$ and $\sigma_j(\cdot)$ denoting the j -th largest eigenvalue and singular value of a matrix respectively.

Next, define

$$\mathbf{U} = \mathbf{I}_d \otimes T^{-1} \sum_{t=1}^T \text{vec}(\mathbf{B}_t - \bar{\mathbf{B}}) \mathbf{x}_t^\top, \quad \mathbf{U}_0 = \mathbf{I}_d \otimes \mathbb{E}(\mathbf{b}_t \mathbf{x}_t^\top).$$

By Lemma 3, we then have

$$\begin{aligned}
T^{-1} \mathbf{X}^\top \mathbf{B}^\nu &= T^{-1} \sum_{t=1}^T \mathbf{X}_t^\top (\mathbf{B}_t - \bar{\mathbf{B}}) \\
&= T^{-1} \sum_{t=1}^T \left\{ (\mathbf{I}_d \otimes \mathbf{x}_t^\top) \mathbf{V}_{\mathbf{I}_d, r} \right\}^\top \left\{ (\mathbf{I}_d \otimes \text{vec}(\mathbf{B}_t - \bar{\mathbf{B}}))^\top \mathbf{V}_{\mathbf{I}_d, v} \right\} \\
&= T^{-1} \sum_{t=1}^T \mathbf{V}_{\mathbf{I}_d, r}^\top (\mathbf{I}_d \otimes \mathbf{x}_t) (\mathbf{I}_d \otimes \text{vec}(\mathbf{B}_t - \bar{\mathbf{B}}))^\top \mathbf{V}_{\mathbf{I}_d, v} = \mathbf{V}_{\mathbf{I}_d, r}^\top \mathbf{U}^\top \mathbf{V}_{\mathbf{I}_d, v}.
\end{aligned}$$

Similarly we have $\mathbb{E}(\mathbf{X}_t^\top \mathbf{B}_t) = \mathbf{V}_{\mathbf{I}_d, r}^\top \mathbf{U}_0^\top \mathbf{V}_{\mathbf{I}_d, v}$. Thus on the set \mathcal{M} in Lemma 2, with (D.4) it holds

that

$$\begin{aligned}
& \|I_1\|_1 \leq \frac{r^{1/2}}{d^2 u^2} \cdot \|\mathbf{V}_{\mathbf{I}_d, r}^\top \mathbf{U}_0^\top \mathbf{V}_{\mathbf{I}_d, v} \mathbf{V}_{\mathbf{I}_d, v}^\top \mathbf{U}_0 - \mathbf{V}_{\mathbf{I}_d, r}^\top \mathbf{U}^\top \mathbf{V}_{\mathbf{I}_d, v} \mathbf{V}_{\mathbf{I}_d, v}^\top \mathbf{U}\|_1 \cdot \|\mathbf{V}_{\mathbf{I}_d, r}(\boldsymbol{\beta}(\tilde{\boldsymbol{\phi}}) - \boldsymbol{\beta}^*)\|_1 \\
& = O\left(\frac{1}{d}\right) \left(\|\mathbf{V}_{\mathbf{I}_d, r}^\top (\mathbf{U}_0 - \mathbf{U})^\top \mathbf{V}_{\mathbf{I}_d, v} \mathbf{V}_{\mathbf{I}_d, v}^\top \mathbf{U}_0\|_1 + \|\mathbf{V}_{\mathbf{I}_d, r}^\top \mathbf{U}^\top \mathbf{V}_{\mathbf{I}_d, v} \mathbf{V}_{\mathbf{I}_d, v}^\top (\mathbf{U}_0 - \mathbf{U})\|_1 \right) \|\boldsymbol{\beta}(\tilde{\boldsymbol{\phi}}) - \boldsymbol{\beta}^*\|_1 \\
& = O\left(\frac{1}{d}\right) \left\{ d \cdot \|\mathbf{U}_0 - \mathbf{U}\|_{\max} \cdot \|\mathbf{U}_0\|_{\max} \right. \\
& \quad \left. + d \cdot \|\mathbf{U}_0 - \mathbf{U}\|_{\max} \cdot \left(\|\mathbf{U}_0 - \mathbf{U}\|_{\max} + \|\mathbf{U}_0\|_{\max} \right) \right\} \cdot \|\boldsymbol{\beta}(\tilde{\boldsymbol{\phi}}) - \boldsymbol{\beta}^*\|_1 = O\left(c_T \|\boldsymbol{\beta}(\tilde{\boldsymbol{\phi}}) - \boldsymbol{\beta}^*\|_1\right),
\end{aligned} \tag{D.5}$$

where the last equality used Assumption (R3) which implies $\|\mathbf{U}_0\|_{\max}$ is bounded by some constant, and Lemma 2 (using $\mathcal{A}_1, \mathcal{A}_4, \mathcal{A}_6$) that

$$\begin{aligned}
& \|\mathbf{U} - \mathbf{U}_0\|_{\max} = \left\| \frac{1}{T} \sum_{t=1}^T [\text{vec}(\mathbf{B}_t - \bar{\mathbf{B}}) \mathbf{x}_t^\top] - \mathbb{E}(\mathbf{b}_t \mathbf{x}_t^\top) \right\|_{\max} \\
& = \left\| \frac{1}{T} \sum_{t=1}^T \mathbf{b}_t \mathbf{x}_t^\top - \mathbb{E}(\mathbf{b}_t \mathbf{x}_t^\top) - \text{vec}(\bar{\mathbf{B}}) \frac{1}{T} \sum_{t=1}^T \mathbf{x}_t^\top \right\|_{\max} \leq c_T + \left\| \text{vec}(\bar{\mathbf{B}}) \frac{1}{T} \sum_{t=1}^T \mathbf{x}_t^\top \right\|_{\max} \\
& \leq c_T + \left(\|\text{vec}(\bar{\mathbf{B}}) - \mathbb{E}[\mathbf{B}_t]\|_{\max} + \|\mathbb{E}[\mathbf{B}_t]\|_{\max} \right) \left\| \frac{1}{T} \sum_{t=1}^T \mathbf{x}_t^\top \right\|_{\max} \leq c_T + c_T(c_T + \mu_{b, \max}).
\end{aligned} \tag{D.6}$$

Similarly for I_2 , we have on the set \mathcal{M} that

$$\begin{aligned}
& \|I_2\|_1 \leq \frac{r^{1/2}}{d^2 u^2} \cdot \|\mathbf{V}_{\mathbf{I}_d, r}^\top \mathbf{U}^\top \mathbf{V}_{\mathbf{I}_d, v}\|_1 \cdot \|T^{-1}(\mathbf{B}^\nu)^\top \boldsymbol{\epsilon}^\nu\|_1 \\
& = O\left(\frac{1}{d}\right) \|T^{-1}(\mathbf{B}^\nu)^\top \boldsymbol{\epsilon}^\nu\|_1 = O\left(\frac{1}{d}\right) \left\| \frac{1}{T} \sum_{t=1}^T (\mathbf{B}_t^\top - \bar{\mathbf{B}}^\top) \boldsymbol{\epsilon}_t \right\|_1 \\
& = O_p\left(\frac{1}{d}\right) \left(c_T d^{\frac{1}{2} + \frac{1}{2w}} + c_T d^{1/2} \log^{1/2}(T \vee d) S_\epsilon(\mu_{b, \max} + c_T) \right) = O_p\left(c_T d^{-\frac{1}{2} + \frac{1}{2w}}\right),
\end{aligned} \tag{D.7}$$

where the first equality used $\mathcal{A}_1, \mathcal{A}_4, \mathcal{A}_6$ in \mathcal{M} , the third used $\mathcal{A}_3, \mathcal{A}_7$ in \mathcal{M} , and the last used Assumption (R10).

For I_3 , first recall that

$$\boldsymbol{\Pi}_t^* = (\mathbf{I}_d - \mathbf{W}_t^*)^{-1} = \left(\mathbf{I}_d - \sum_{j=1}^p \sum_{k=0}^{l_j} \phi_{j,k}^* z_{j,k,t} \mathbf{W}_j \right)^{-1}, \tag{D.8}$$

and hence from Assumption (M2) (resp. (M2')) we have $\|\boldsymbol{\Pi}_t^*\|_\infty \leq 1/(1 - \eta) = O(1)$ (resp.

$\|\mathbf{\Pi}_t^*\|_\infty = O_P(1)$) using that $(\mathbf{I}_d - \mathbf{W}_t^*)$ is strictly diagonally dominant. Then by (D.4), we have on the set \mathcal{M} that

$$\begin{aligned}
\|I_3\|_1 &\leq \frac{r^{1/2}}{d^2 u^2} \cdot \|\mathbf{V}_{\mathbf{I}_d, r}^\top \mathbf{U}^\top \mathbf{V}_{\mathbf{I}_d, v}\|_1 \cdot \left\| T^{-1} (\mathbf{B}^\nu)^\top \sum_{j=1}^p \sum_{k=0}^{l_j} (\phi_{j,k}^* - \tilde{\phi}_{j,k}) \mathbf{W}_j^\otimes \mathbf{D}_{z_{j,k}} \mathbf{\Pi}^{*\otimes} \mathbf{X} \right\|_1 \cdot \|\boldsymbol{\beta}^*\|_1 \\
&= O\left(\frac{1}{d}\right) \left\| \frac{1}{T} \sum_{j=1}^p \sum_{k=0}^{l_j} (\phi_{j,k}^* - \tilde{\phi}_{j,k}) (\mathbf{B}^\nu)^\top \mathbf{W}_j^\otimes \mathbf{D}_{z_{j,k}} \mathbf{\Pi}^{*\otimes} \mathbf{X} \right\|_1 \\
&= O\left(\frac{1}{d}\right) \left\| \frac{1}{T} \sum_{j=1}^p \sum_{k=0}^{l_j} (\phi_{j,k}^* - \tilde{\phi}_{j,k}) \sum_{t=1}^T z_{j,k,t} (\mathbf{B}_t^\top - \bar{\mathbf{B}}^\top) \mathbf{W}_j \mathbf{\Pi}_t^* \mathbf{X}_t \right\|_1 \\
&= O\left(\frac{1}{d}\right) \left\{ \max_{q \in [r]} \max_{s \in [v]} \left| \frac{1}{T} \sum_{j=1}^p \sum_{k=0}^{l_j} (\phi_{j,k}^* - \tilde{\phi}_{j,k}) \sum_{t=1}^T \sum_{i=1}^d z_{j,k,t} \mathbf{W}_{j,i}^\top (\mathbf{B}_{t,s} - \bar{\mathbf{B}}_s) \mathbf{X}_{t,q}^\top \mathbf{\Pi}_{t,i}^* \right| \right\} \\
&= O\left(\frac{1}{d}\right) \left(\|\boldsymbol{\phi}^* - \tilde{\boldsymbol{\phi}}\|_1 \right. \\
&\quad \cdot \max_{q \in [r], s \in [v], j \in [p], k \in [l_j] \cup \{0\}, m, n \in [d]} \left| \frac{1}{T} \sum_{t=1}^T z_{j,k,t} (B_{t,ms} - \bar{B}_{ms}) X_{t,nq} \left| \sum_{i=1}^d \|\mathbf{W}_{j,i}\|_1 \|\mathbf{\Pi}_{t,i}^*\|_1 \right| \right) \\
&= O_p \left(\|\boldsymbol{\phi}^* - \tilde{\boldsymbol{\phi}}\|_1 [c_T + 1 + c_T(c_T + \mu_{b, \max})] \right) = O_p \left(\|\boldsymbol{\phi}^* - \tilde{\boldsymbol{\phi}}\|_1 \right),
\end{aligned} \tag{D.9}$$

where the first equality used $\mathcal{A}_1, \mathcal{A}_4, \mathcal{A}_6$ in \mathcal{M} , the second last used $\mathcal{A}_4, \mathcal{A}_8, \mathcal{A}_9$ in \mathcal{M} and Assumptions (R1) and (R3). Similarly, for I_4 on the set \mathcal{M} ,

$$\begin{aligned}
\|I_4\|_1 &\leq \frac{r^{1/2}}{d^2 u^2} \cdot \|\mathbf{V}_{\mathbf{I}_d, r}^\top \mathbf{U}^\top \mathbf{V}_{\mathbf{I}_d, v}\|_1 \cdot \left\| T^{-1} (\mathbf{B}^\nu)^\top \sum_{j=1}^p \sum_{k=0}^{l_j} (\phi_{j,k}^* - \tilde{\phi}_{j,k}) \mathbf{W}_j^\otimes \mathbf{D}_{z_{j,k}} \mathbf{\Pi}^{*\otimes} \boldsymbol{\epsilon}^\nu \right\|_1 \\
&= O\left(\frac{1}{d}\right) \left\{ \max_{s \in [v]} \left| \frac{1}{T} \sum_{j=1}^p \sum_{k=0}^{l_j} (\phi_{j,k}^* - \tilde{\phi}_{j,k}) \sum_{t=1}^T \sum_{i=1}^d z_{j,k,t} \mathbf{W}_{j,i}^\top (\mathbf{B}_{t,s} - \bar{\mathbf{B}}_s) \boldsymbol{\epsilon}_t^\top \mathbf{\Pi}_{t,i}^* \right| \right\} \\
&= O\left(\frac{1}{d}\right) \left\{ \|\boldsymbol{\phi}^* - \tilde{\boldsymbol{\phi}}\|_1 \right. \\
&\quad \cdot \max_{s \in [v]} \max_{j \in [p]} \max_{k \in [l_j] \cup \{0\}} \max_{m, q \in [d]} \left| \frac{1}{T} \sum_{t=1}^T z_{j,k,t} (B_{t,ms} - \bar{B}_{ms}) \epsilon_{t,q} \left| \sum_{i=1}^d \|\mathbf{W}_{j,i}\|_1 \|\mathbf{\Pi}_{t,i}^*\|_1 \right| \right\} \\
&= O_p \left(\|\boldsymbol{\phi}^* - \tilde{\boldsymbol{\phi}}\|_1 [c_T + c_T(c_T + \mu_{b, \max})] \right) = O_p \left(c_T \|\boldsymbol{\phi}^* - \tilde{\boldsymbol{\phi}}\|_1 \right),
\end{aligned} \tag{D.10}$$

where the first equality used $\mathcal{A}_1, \mathcal{A}_4, \mathcal{A}_6$ in \mathcal{M} , the second last used $\mathcal{A}_4, \mathcal{A}_{10}, \mathcal{A}_{11}$ in \mathcal{M} and

Assumptions (R1) and (R3). For I_5 we also have on the set \mathcal{M} ,

$$\begin{aligned}
\|I_5\|_1 &\leq \frac{r^{1/2}}{d^2 \eta^2} \cdot \|\mathbf{V}_{\mathbf{I}_d, r}^\top \mathbf{U}^\top \mathbf{V}_{\mathbf{I}_d, v}\|_1 \cdot \|T^{-1}(\mathbf{B}^\nu)^\top \sum_{j=1}^p \sum_{k=0}^{l_j} (\phi_{j,k}^* - \tilde{\phi}_{j,k}) \mathbf{W}_j^{\otimes} \mathbf{D}_{z_{j,k}} \mathbf{\Pi}^{*\otimes} (\mathbf{1}_T \otimes \boldsymbol{\mu}^*)\|_1 \\
&= O\left(\frac{1}{d}\right) \left\{ \max_{s \in [v]} \left| \frac{1}{T} \sum_{j=1}^p \sum_{k=0}^{l_j} (\phi_{j,k}^* - \tilde{\phi}_{j,k}) \sum_{t=1}^T \sum_{i=1}^d z_{j,k,t} \mathbf{W}_{j,i}^\top (\mathbf{B}_{t,s} - \bar{\mathbf{B}}_{\cdot s}) \boldsymbol{\mu}^{*\top} \mathbf{\Pi}_{t,i}^* \right| \right\} \\
&= O\left(\frac{1}{d}\right) \left\{ \|\boldsymbol{\phi}^* - \tilde{\boldsymbol{\phi}}\|_1 \right. \\
&\quad \left. \cdot \max_{s \in [v]} \max_{j \in [p]} \max_{k \in [l_j] \cup \{0\}} \max_{m \in [d]} \left| \frac{1}{T} \sum_{t=1}^T z_{j,k,t} (B_{t,ms} - \bar{B}_{ms}) \right| \|\boldsymbol{\mu}^*\|_{\max} \sum_{i=1}^d \|\mathbf{W}_{j,i}\|_1 \|\mathbf{\Pi}_{t,i}^*\|_1 \right\} \\
&= O_p\left(\|\boldsymbol{\phi}^* - \tilde{\boldsymbol{\phi}}\|_1 [c_T + (z_{\max} c_T \vee c_T)]\right) = O_p\left(c_T \|\boldsymbol{\phi}^* - \tilde{\boldsymbol{\phi}}\|_1\right),
\end{aligned} \tag{D.11}$$

where the first equality used $\mathcal{A}_1, \mathcal{A}_4, \mathcal{A}_6$ in \mathcal{M} , the second last used $\mathcal{A}_4, \mathcal{A}_{12}, \mathcal{A}_{13}$ in \mathcal{M} and Assumptions (R1), (R3), and $\mathbb{E}(z_{j,k,t} \mathbf{B}_t) = \mathbf{0}$ from (M2') if (M2) is not satisfied.

From (D.5), (D.7), (D.9) and (D.10), combining with Lemma 2, we have

$$\|\boldsymbol{\beta}(\tilde{\boldsymbol{\phi}}) - \boldsymbol{\beta}^*\|_1 \leq \sum_{j=1}^5 \|I_j\|_1 = O_p\left(\|\tilde{\boldsymbol{\phi}} - \boldsymbol{\phi}^*\|_1 + c_T d^{-\frac{1}{2} + \frac{1}{2w}}\right). \tag{D.12}$$

For the remaining of the proof of 1, we work on the rate for $\|\tilde{\boldsymbol{\phi}} - \boldsymbol{\phi}^*\|_1$. From (2.16), we have

$$\begin{aligned}
\tilde{\boldsymbol{\phi}} &= [(\mathbf{B}^\top \mathbf{V} - \mathbf{\Xi} \mathbf{Y}_W)^\top (\mathbf{B}^\top \mathbf{V} - \mathbf{\Xi} \mathbf{Y}_W)]^{-1} (\mathbf{B}^\top \mathbf{V} - \mathbf{\Xi} \mathbf{Y}_W)^\top (\mathbf{B}^\top \mathbf{y} - \mathbf{\Xi} \mathbf{y}^\nu) \\
&= [(\mathbf{B}^\top \mathbf{V} - \mathbf{\Xi} \mathbf{Y}_W)^\top (\mathbf{B}^\top \mathbf{V} - \mathbf{\Xi} \mathbf{Y}_W)]^{-1} (\mathbf{B}^\top \mathbf{V} - \mathbf{\Xi} \mathbf{Y}_W)^\top (\mathbf{B}^\top \mathbf{X}_{\boldsymbol{\beta}^*} \text{vec}(\mathbf{I}_d) + \mathbf{B}^\top \boldsymbol{\epsilon} - \mathbf{\Xi} \mathbf{y}^\nu) \\
&\quad + [(\mathbf{B}^\top \mathbf{V} - \mathbf{\Xi} \mathbf{Y}_W)^\top (\mathbf{B}^\top \mathbf{V} - \mathbf{\Xi} \mathbf{Y}_W)]^{-1} (\mathbf{B}^\top \mathbf{V} - \mathbf{\Xi} \mathbf{Y}_W)^\top (\mathbf{\Xi} \mathbf{Y}_W) \boldsymbol{\phi}^* + \boldsymbol{\phi}^* \\
&= \boldsymbol{\phi}^* + [(\mathbf{B}^\top \mathbf{V} - \mathbf{\Xi} \mathbf{Y}_W)^\top (\mathbf{B}^\top \mathbf{V} - \mathbf{\Xi} \mathbf{Y}_W)]^{-1} (\mathbf{B}^\top \mathbf{V} - \mathbf{\Xi} \mathbf{Y}_W)^\top \mathbf{B}^\top \boldsymbol{\epsilon} \\
&\quad - T^{-1/2} d^{-a/2} \cdot [(\mathbf{B}^\top \mathbf{V} - \mathbf{\Xi} \mathbf{Y}_W)^\top (\mathbf{B}^\top \mathbf{V} - \mathbf{\Xi} \mathbf{Y}_W)]^{-1} (\mathbf{B}^\top \mathbf{V} - \mathbf{\Xi} \mathbf{Y}_W)^\top \\
&\quad \cdot \text{vec} \left\{ \sum_{t=1}^T (\mathbf{B}_t - \bar{\mathbf{B}}) \boldsymbol{\gamma}(\boldsymbol{\epsilon}^\nu)^\top \mathbf{B}^\nu (\mathbf{B}^\nu)^\top \mathbf{X} (\mathbf{X}^\top \mathbf{B}^\nu (\mathbf{B}^\nu)^\top \mathbf{X})^{-1} \mathbf{X}_t^\top \right\},
\end{aligned}$$

where the second equality used (2.11), and the third used the fact that $\mathbf{B}^\top \mathbf{X}_{\boldsymbol{\beta}(\boldsymbol{\phi})} \text{vec}(\mathbf{I}_d) = \mathbf{\Xi} \mathbf{y}^\nu - \mathbf{\Xi} \mathbf{Y}_W \boldsymbol{\phi}$ from (A.1) and $\boldsymbol{\beta}(\boldsymbol{\phi}^*) = \boldsymbol{\beta}^* + (\mathbf{X}^\top \mathbf{B}^\nu (\mathbf{B}^\nu)^\top \mathbf{X})^{-1} \mathbf{X}^\top \mathbf{B}^\nu (\mathbf{B}^\nu)^\top \boldsymbol{\epsilon}^\nu$. Thus, we may decompose

$$\tilde{\boldsymbol{\phi}} - \boldsymbol{\phi}^* = D_1 - D_2, \text{ where}$$

$$\begin{aligned}
D_1 &= [(\mathbf{B}^\top \mathbf{V} - \Xi \mathbf{Y}_W)^\top (\mathbf{B}^\top \mathbf{V} - \Xi \mathbf{Y}_W)]^{-1} (\mathbf{B}^\top \mathbf{V} - \Xi \mathbf{Y}_W)^\top \mathbf{B}^\top \boldsymbol{\epsilon}, \\
D_2 &= T^{-1/2} d^{-a/2} \cdot [(\mathbf{B}^\top \mathbf{V} - \Xi \mathbf{Y}_W)^\top (\mathbf{B}^\top \mathbf{V} - \Xi \mathbf{Y}_W)]^{-1} (\mathbf{B}^\top \mathbf{V} - \Xi \mathbf{Y}_W)^\top \\
&\quad \cdot \left\{ \sum_{t=1}^T (\mathbf{I}_d \otimes (\mathbf{B}_t - \bar{\mathbf{B}}) \boldsymbol{\gamma}) \mathbf{X}_t \right\} (\mathbf{X}^\top \mathbf{B}^\nu (\mathbf{B}^\nu)^\top \mathbf{X})^{-1} \mathbf{X}^\top \mathbf{B}^\nu (\mathbf{B}^\nu)^\top \boldsymbol{\epsilon}^\nu.
\end{aligned}$$

To bound the above, recall first the following definitions (from the statement of Theorem 2) for $j \in [p], k \in [l_j] \cup \{0\}$,

$$\begin{aligned}
\mathbf{U}_{\mathbf{x},j,k} &:= \frac{1}{T} \sum_{t=1}^T z_{j,k,t} \text{vec}(\mathbf{B}_t - \bar{\mathbf{B}}) \mathbf{x}_t^\top, \mathbf{U}_{\boldsymbol{\mu},j,k} := \frac{1}{T} \sum_{t=1}^T z_{j,k,t} \text{vec}(\mathbf{B}_t - \bar{\mathbf{B}}) \boldsymbol{\mu}^{*\top}, \\
\mathbf{U}_{\boldsymbol{\epsilon},j,k} &:= \frac{1}{T} \sum_{t=1}^T z_{j,k,t} \text{vec}(\mathbf{B}_t - \bar{\mathbf{B}}) \boldsymbol{\epsilon}_t^\top.
\end{aligned}$$

Consider $\Xi \mathbf{Y}_W$, from its definition we have,

$$\begin{aligned}
\Xi \mathbf{Y}_W &= T^{-1/2} d^{-a/2} \left(\sum_{t=1}^T \mathbf{X}_t \otimes (\mathbf{B}_t - \bar{\mathbf{B}}) \boldsymbol{\gamma} \right) [\mathbf{X}^\top \mathbf{B}^\nu (\mathbf{B}^\nu)^\top \mathbf{X}]^{-1} \mathbf{X}^\top \mathbf{B}^\nu (\mathbf{B}^\nu)^\top \\
&\quad \cdot (\mathbf{W}_1^\otimes \mathbf{y}_{1,0}^\nu, \dots, \mathbf{W}_1^\otimes \mathbf{y}_{1,l_1}^\nu, \dots, \mathbf{W}_p^\otimes \mathbf{y}_{p,0}^\nu, \dots, \mathbf{W}_p^\otimes \mathbf{y}_{p,l_p}^\nu) \\
&= T^{-1/2} d^{-a/2} \left(\sum_{t=1}^T \mathbf{X}_t \otimes (\mathbf{B}_t - \bar{\mathbf{B}}) \boldsymbol{\gamma} \right) [\mathbf{X}^\top \mathbf{B}^\nu (\mathbf{B}^\nu)^\top \mathbf{X}]^{-1} \mathbf{X}^\top \mathbf{B}^\nu \\
&\quad \cdot \left\{ \sum_{t=1}^T z_{1,0,t} (\mathbf{B}_t - \bar{\mathbf{B}})^\top \mathbf{W}_1 \mathbf{y}_t, \dots, \sum_{t=1}^T z_{p,l_p,t} (\mathbf{B}_t - \bar{\mathbf{B}})^\top \mathbf{W}_p \mathbf{y}_t \right\}
\end{aligned}$$

From (D.8), we have $\mathbf{y}_t = \boldsymbol{\Pi}_t^* \boldsymbol{\mu}^* + \boldsymbol{\Pi}_t^* \mathbf{X}_t \boldsymbol{\beta}^* + \boldsymbol{\Pi}_t^* \boldsymbol{\epsilon}_t$. It hence holds for any $j \in [p], k \in [l_j] \cup \{0\}$ by Lemma 3 that

$$\begin{aligned}
&\frac{1}{T} \sum_{t=1}^T z_{j,k,t} (\mathbf{B}_t - \bar{\mathbf{B}})^\top \mathbf{W}_j \mathbf{y}_t \\
&= \frac{1}{T} \sum_{t=1}^T z_{j,k,t} \mathbf{V}_{\mathbf{W}_j^\top, v}^\top (\mathbf{I}_d \otimes \text{vec}(\mathbf{B}_t - \bar{\mathbf{B}})) (\boldsymbol{\Pi}_t^* \boldsymbol{\mu}^* + \boldsymbol{\Pi}_t^* \mathbf{X}_t \boldsymbol{\beta}^* + \boldsymbol{\Pi}_t^* \boldsymbol{\epsilon}_t) \\
&= \mathbf{V}_{\mathbf{W}_j^\top, v}^\top (\mathbf{I}_d \otimes \mathbf{U}_{\mathbf{x},j,k}) \mathbf{V}_{\boldsymbol{\Pi}_t^*, r} \boldsymbol{\beta}^* + \mathbf{V}_{\mathbf{W}_j^\top, v}^\top (\mathbf{I}_d \otimes \mathbf{U}_{\boldsymbol{\mu},j,k}) \text{vec}(\boldsymbol{\Pi}_t^{*\top}) + \mathbf{V}_{\mathbf{W}_j^\top, v}^\top (\mathbf{I}_d \otimes \mathbf{U}_{\boldsymbol{\epsilon},j,k}) \text{vec}(\boldsymbol{\Pi}_t^{*\top}).
\end{aligned} \tag{D.13}$$

Consider also $\mathbf{B}^\top \mathbf{V}$, we have

$$\begin{aligned}
\mathbf{B}^\top \mathbf{V} &= T^{-1/2} d^{-a/2} \left(\mathbf{I}_d \otimes \{ (\mathbf{B}_1 - \bar{\mathbf{B}}, \dots, \mathbf{B}_T - \bar{\mathbf{B}}) (\mathbf{I}_T \otimes \boldsymbol{\gamma}) \} \right) \\
&\cdot \left\{ \left[\mathbf{I}_d \otimes (z_{1,0,1} \mathbf{y}_1, \dots, z_{1,0,T} \mathbf{y}_T)^\top \right] \text{vec}(\mathbf{W}_1^\top), \dots, \left[\mathbf{I}_d \otimes (z_{1,l_1,1} \mathbf{y}_1, \dots, z_{1,l_1,T} \mathbf{y}_T)^\top \right] \text{vec}(\mathbf{W}_1^\top), \right. \\
&\quad \dots, \left. \left[\mathbf{I}_d \otimes (z_{p,0,1} \mathbf{y}_1, \dots, z_{p,0,T} \mathbf{y}_T)^\top \right] \text{vec}(\mathbf{W}_p^\top), \dots, \left[\mathbf{I}_d \otimes (z_{p,l_p,1} \mathbf{y}_1, \dots, z_{p,l_p,T} \mathbf{y}_T)^\top \right] \text{vec}(\mathbf{W}_p^\top) \right\} \\
&= T^{-1/2} d^{-a/2} \left\{ \left[\mathbf{I}_d \otimes (\mathbf{B}_1 - \bar{\mathbf{B}}, \dots, \mathbf{B}_T - \bar{\mathbf{B}}) (\mathbf{I}_T \otimes \boldsymbol{\gamma}) (z_{1,0,1} \mathbf{y}_1, \dots, z_{1,0,T} \mathbf{y}_T)^\top \right] \text{vec}(\mathbf{W}_1^\top), \right. \\
&\quad \left. \dots, \left[\mathbf{I}_d \otimes (\mathbf{B}_1 - \bar{\mathbf{B}}, \dots, \mathbf{B}_T - \bar{\mathbf{B}}) (\mathbf{I}_T \otimes \boldsymbol{\gamma}) (z_{p,l_p,1} \mathbf{y}_1, \dots, z_{p,l_p,T} \mathbf{y}_T)^\top \right] \text{vec}(\mathbf{W}_p^\top) \right\} \\
&= T^{-1/2} d^{-a/2} \left\{ \left[\mathbf{I}_d \otimes \sum_{t=1}^T z_{1,0,t} (\mathbf{B}_t - \bar{\mathbf{B}}) \boldsymbol{\gamma} \mathbf{y}_t^\top \right] \text{vec}(\mathbf{W}_1^\top), \right. \\
&\quad \left. \dots, \left[\mathbf{I}_d \otimes \sum_{t=1}^T z_{p,l_p,t} (\mathbf{B}_t - \bar{\mathbf{B}}) \boldsymbol{\gamma} \mathbf{y}_t^\top \right] \text{vec}(\mathbf{W}_p^\top) \right\}.
\end{aligned}$$

Similar to $\boldsymbol{\Xi} \mathbf{Y}_W$, for $j \in [p], k \in [l_p] \cup \{0\}$ we have

$$\begin{aligned}
&\frac{1}{T} \sum_{t=1}^T z_{j,k,t} (\mathbf{B}_t - \bar{\mathbf{B}}) \boldsymbol{\gamma} \mathbf{y}_t^\top = \frac{1}{T} \sum_{t=1}^T z_{j,k,t} (\mathbf{B}_t - \bar{\mathbf{B}}) \boldsymbol{\gamma} (\boldsymbol{\mu}^{*\top} \boldsymbol{\Pi}_t^{*\top} + \boldsymbol{\beta}^{*\top} \mathbf{X}_t^\top \boldsymbol{\Pi}_t^{*\top} + \boldsymbol{\epsilon}_t^\top \boldsymbol{\Pi}_t^{*\top}) \\
&= \frac{1}{T} \sum_{t=1}^T z_{j,k,t} (\boldsymbol{\gamma}^\top \otimes \mathbf{I}_d) \text{vec}(\mathbf{B}_t - \bar{\mathbf{B}}) \boldsymbol{\mu}^{*\top} \boldsymbol{\Pi}_t^{*\top} + \frac{1}{T} \sum_{t=1}^T z_{j,k,t} (\boldsymbol{\gamma}^\top \otimes \mathbf{I}_d) \text{vec}(\mathbf{B}_t - \bar{\mathbf{B}}) \mathbf{x}_t^\top (\boldsymbol{\beta}^* \otimes \mathbf{I}_d) \boldsymbol{\Pi}_t^{*\top} \\
&\quad + \frac{1}{T} \sum_{t=1}^T z_{j,k,t} (\boldsymbol{\gamma}^\top \otimes \mathbf{I}_d) \text{vec}(\mathbf{B}_t - \bar{\mathbf{B}}) \boldsymbol{\epsilon}_t^\top \boldsymbol{\Pi}_t^{*\top} \\
&= (\boldsymbol{\gamma}^\top \otimes \mathbf{I}_d) \mathbf{U}_{\boldsymbol{\mu},j,k} \boldsymbol{\Pi}_t^{*\top} + (\boldsymbol{\gamma}^\top \otimes \mathbf{I}_d) \mathbf{U}_{\mathbf{x},j,k} (\boldsymbol{\beta}^* \otimes \mathbf{I}_d) \boldsymbol{\Pi}_t^{*\top} + (\boldsymbol{\gamma}^\top \otimes \mathbf{I}_d) \mathbf{U}_{\boldsymbol{\epsilon},j,k} \boldsymbol{\Pi}_t^{*\top}.
\end{aligned} \tag{D.14}$$

With (D.13) and (D.14), recall the following in the statement of Theorem 2,

$$\begin{aligned}
\mathbf{H}_{10} &= \left\{ \left(\mathbf{I}_d \otimes (\boldsymbol{\gamma}^\top \otimes \mathbf{I}_d) \mathbb{E}(\mathbf{U}_{\mathbf{x},1,0} (\boldsymbol{\beta}^* \otimes \mathbf{I}_d) \boldsymbol{\Pi}_t^{*\top}) \right) \text{vec}(\mathbf{W}_1^\top) \right. \\
&\quad \left. + \left(\mathbf{I}_d \otimes (\boldsymbol{\gamma}^\top \otimes \mathbf{I}_d) \mathbb{E}(\mathbf{U}_{\boldsymbol{\mu},1,0} \boldsymbol{\Pi}_t^{*\top}) \right) \text{vec}(\mathbf{W}_1^\top), \right. \\
&\quad \dots, \left(\mathbf{I}_d \otimes (\boldsymbol{\gamma}^\top \otimes \mathbf{I}_d) \mathbb{E}(\mathbf{U}_{\mathbf{x},p,l_p} (\boldsymbol{\beta}^* \otimes \mathbf{I}_d) \boldsymbol{\Pi}_t^{*\top}) \right) \text{vec}(\mathbf{W}_p^\top) \\
&\quad \left. + \left(\mathbf{I}_d \otimes (\boldsymbol{\gamma}^\top \otimes \mathbf{I}_d) \mathbb{E}(\mathbf{U}_{\boldsymbol{\mu},p,l_p} \boldsymbol{\Pi}_t^{*\top}) \right) \text{vec}(\mathbf{W}_p^\top) \right\},
\end{aligned}$$

$$\begin{aligned}
\mathbf{H}_{20} &= \mathbb{E}(\mathbf{X}_t \otimes \mathbf{B}_t \boldsymbol{\gamma}) \left[\mathbb{E}(\mathbf{X}_t^\top \mathbf{B}_t) \mathbb{E}(\mathbf{B}_t^\top \mathbf{X}_t) \right]^{-1} \mathbb{E}(\mathbf{X}_t^\top \mathbf{B}_t) \\
&\quad \cdot \left\{ \mathbf{V}_{\mathbf{W}_1^\top, v}^\top \mathbb{E} \left[(\mathbf{I}_d \otimes \mathbf{U}_{\mathbf{x}, 1, 0}) \mathbf{V}_{\boldsymbol{\Pi}_t^*, r} \right] \boldsymbol{\beta}^* + \mathbf{V}_{\mathbf{W}_1^\top, v}^\top \mathbb{E} \left[(\mathbf{I}_d \otimes \mathbf{U}_{\boldsymbol{\mu}, 1, 0}) \text{vec}(\boldsymbol{\Pi}_t^{*\top}) \right], \right. \\
&\quad \left. \dots, \mathbf{V}_{\mathbf{W}_p^\top, v}^\top \mathbb{E} \left[(\mathbf{I}_d \otimes \mathbf{U}_{\mathbf{x}, p, l_p}) \mathbf{V}_{\boldsymbol{\Pi}_t^*, r} \right] \boldsymbol{\beta}^* + \mathbf{V}_{\mathbf{W}_p^\top, v}^\top \mathbb{E} \left[(\mathbf{I}_d \otimes \mathbf{U}_{\boldsymbol{\mu}, p, l_p}) \text{vec}(\boldsymbol{\Pi}_t^{*\top}) \right] \right\},
\end{aligned}$$

which are essentially $T^{-1/2} d^{a/2} \mathbf{B}^\top \mathbf{V}$ and $T^{-1/2} d^{a/2} \boldsymbol{\Xi} \mathbf{Y}_W$ at the population level, respectively.

For the rest of the proof of Theorem 1, we find the rate of D_2 , followed by constructing the asymptotic normality of the dominating term in the expansion of D_1 . For D_2 , we further decompose $D_2 = F_1 + F_2 - F_3$ where

$$\begin{aligned}
F_1 &= [(\mathbf{H}_{20} - \mathbf{H}_{10})^\top (\mathbf{H}_{20} - \mathbf{H}_{10})]^{-1} \left\{ (\mathbf{H}_{20} - \mathbf{H}_{10})^\top (\mathbf{H}_{20} - \mathbf{H}_{10}) \right. \\
&\quad \left. - T^{-1} d^a (\mathbf{B}^\top \mathbf{V} - \boldsymbol{\Xi} \mathbf{Y}_W)^\top (\mathbf{B}^\top \mathbf{V} - \boldsymbol{\Xi} \mathbf{Y}_W) \right\} D_2, \\
F_2 &= [(\mathbf{H}_{20} - \mathbf{H}_{10})^\top (\mathbf{H}_{20} - \mathbf{H}_{10})]^{-1} \left[(T^{-1/2} d^{a/2} \mathbf{B}^\top \mathbf{V} - \mathbf{H}_{10}) - (T^{-1/2} d^{a/2} \boldsymbol{\Xi} \mathbf{Y}_W - \mathbf{H}_{20}) \right]^\top \\
&\quad \cdot \left\{ \frac{1}{T} \sum_{t=1}^T \left(\mathbf{I}_d \otimes (\mathbf{B}_t - \bar{\mathbf{B}}) \boldsymbol{\gamma} \right) \mathbf{X}_t \right\} (\mathbf{X}^\top \mathbf{B}^\nu (\mathbf{B}^\nu)^\top \mathbf{X})^{-1} \mathbf{X}^\top \mathbf{B}^\nu (\mathbf{B}^\nu)^\top \boldsymbol{\epsilon}^\nu, \\
F_3 &= [(\mathbf{H}_{20} - \mathbf{H}_{10})^\top (\mathbf{H}_{20} - \mathbf{H}_{10})]^{-1} (\mathbf{H}_{20} - \mathbf{H}_{10})^\top \\
&\quad \cdot \left\{ \frac{1}{T} \sum_{t=1}^T \left(\mathbf{I}_d \otimes (\mathbf{B}_t - \bar{\mathbf{B}}) \boldsymbol{\gamma} \right) \mathbf{X}_t \right\} (\mathbf{X}^\top \mathbf{B}^\nu (\mathbf{B}^\nu)^\top \mathbf{X})^{-1} \mathbf{X}^\top \mathbf{B}^\nu (\mathbf{B}^\nu)^\top \boldsymbol{\epsilon}^\nu.
\end{aligned}$$

To bound the L1 norm of F_1 to F_3 , first observe that by Assumptions (R1) and (R4) we have

$$\begin{aligned}
\sigma_L^2(\mathbf{H}_{10}) &\geq \sigma_L^2 \left(\left\{ \left(\mathbf{I}_d \otimes (\boldsymbol{\gamma}^\top \otimes \mathbf{I}_d) \mathbb{E}(\mathbf{U}_{\mathbf{x}, 1, 0} (\boldsymbol{\beta}^* \otimes \mathbf{I}_d) \boldsymbol{\Pi}_t^{*\top}) \right) \text{vec}(\mathbf{W}_1^\top), \right. \right. \\
&\quad \left. \dots, \left(\mathbf{I}_d \otimes (\boldsymbol{\gamma}^\top \otimes \mathbf{I}_d) \mathbb{E}(\mathbf{U}_{\mathbf{x}, p, l_p} (\boldsymbol{\beta}^* \otimes \mathbf{I}_d) \boldsymbol{\Pi}_t^{*\top}) \right) \text{vec}(\mathbf{W}_p^\top) \right\} \right) \\
&\geq \sigma_L^2(\mathbf{D}_W) \cdot \sigma_{d^2}^2 \left(\left\{ \left(\mathbf{I}_d \otimes (\boldsymbol{\gamma}^\top \otimes \mathbf{I}_d) \mathbb{E}(\mathbf{U}_{\mathbf{x}, 1, 0} (\boldsymbol{\beta}^* \otimes \mathbf{I}_d) \boldsymbol{\Pi}_t^{*\top}) \right), \right. \right. \\
&\quad \left. \left. \dots, \left(\mathbf{I}_d \otimes (\boldsymbol{\gamma}^\top \otimes \mathbf{I}_d) \mathbb{E}(\mathbf{U}_{\mathbf{x}, p, l_p} (\boldsymbol{\beta}^* \otimes \mathbf{I}_d) \boldsymbol{\Pi}_t^{*\top}) \right) \right\} \right) \geq C d \cdot d^a = C d^{1+a},
\end{aligned}$$

where $C > 0$ is a generic constant. Similarly, by Assumptions (R1), (R3), (R5) and (R6),

$$\sigma_L(\mathbf{H}_{20}) \geq \sigma_r \left(\mathbb{E}(\mathbf{X}_t \otimes \mathbf{B}_t \boldsymbol{\gamma}) \right) \sigma_r \left(\left[\mathbb{E}(\mathbf{X}_t^\top \mathbf{B}_t) \mathbb{E}(\mathbf{B}_t^\top \mathbf{X}_t) \right]^{-1} \right) \sigma_r \left(\mathbb{E}(\mathbf{X}_t^\top \mathbf{B}_t) \right)$$

$$\begin{aligned}
& \cdot \sigma_{\min} \left(\left\{ \mathbf{V}_{\mathbf{W}_1^\top, r}^\top \mathbb{E} [(\mathbf{I}_d \otimes \mathbf{U}_{\mathbf{x}, 1, 0}) \mathbf{V}_{\Pi_t^*, r}^*] \boldsymbol{\beta}^*, \dots, \mathbf{V}_{\mathbf{W}_p^\top, r}^\top \mathbb{E} [(\mathbf{I}_d \otimes \mathbf{U}_{\mathbf{x}, p, l_p}) \mathbf{V}_{\Pi_t^*, r}^*] \boldsymbol{\beta}^* \right\} \right) \\
& \geq \frac{C d^{1+a} \cdot d}{\lambda_{\max} [\mathbb{E} (\mathbf{X}_t^\top \mathbf{B}_t) \mathbb{E} (\mathbf{B}_t^\top \mathbf{X}_t)]} \cdot \sigma_v [\mathbb{E} (\ddot{\mathbf{G}})] \cdot \sigma_L (\mathbf{D}_W) \\
& \geq \frac{C d^{1+a} \cdot d \cdot d^{1/2}}{\lambda_{\max} [\mathbb{E} (\mathbf{X}_t^\top \mathbf{B}_t) \mathbb{E} (\mathbf{B}_t^\top \mathbf{X}_t)]} \geq C d^{1/2+a},
\end{aligned}$$

with some arbitrary constant $C > 0$. Notice \mathbf{H}_{20} has the smallest singular value of order larger than that for \mathbf{H}_{10} , so $\sigma_L^2(\mathbf{H}_{20} - \mathbf{H}_{10}) \geq C d^{1+a}$ for some $C > 0$. Thus,

$$\left\| [(\mathbf{H}_{20} - \mathbf{H}_{10})^\top (\mathbf{H}_{20} - \mathbf{H}_{10})]^{-1} \right\|_1 \leq \frac{L^{1/2}}{\lambda_{\min} [(\mathbf{H}_{20} - \mathbf{H}_{10})^\top (\mathbf{H}_{20} - \mathbf{H}_{10})]} \leq \frac{L^{1/2}}{C d^{1+a}}. \quad (\text{D.15})$$

Consider F_1 first and we hence have on \mathcal{M} ,

$$\begin{aligned}
\|F_1\|_1 & \leq \frac{L^{1/2} \cdot L}{C d^{1+a}} \left\{ \left\| (\mathbf{H}_{20} - T^{-1/2} d^{a/2} \Xi \mathbf{Y}_W) + (T^{-1/2} d^{a/2} \mathbf{B}^\top \mathbf{V} - \mathbf{H}_{10}) \right\|_{\max} \cdot \left\| \mathbf{H}_{20} - \mathbf{H}_{10} \right\|_1 \right. \\
& \quad + \left\| T^{-1/2} d^{a/2} (\mathbf{B}^\top \mathbf{V} - \Xi \mathbf{Y}_W) \right\|_{\max} \\
& \quad \left. \cdot \left\| (\mathbf{H}_{20} - T^{-1/2} d^{a/2} \Xi \mathbf{Y}_W) + (T^{-1/2} d^{a/2} \mathbf{B}^\top \mathbf{V} - \mathbf{H}_{10}) \right\|_1 \right\} \|D_2\|_1 \\
& = O \left\{ \frac{L^{3/2}}{d^{1+a}} [c_T \cdot d^2 + 1 \cdot (c_T d^2 + c_T d^2)] \right\} \|D_2\|_1 = O \left(c_T L^{3/2} d^{1-a} \|D_2\|_1 \right),
\end{aligned} \quad (\text{D.16})$$

where the last line used the following rates to be shown later,

$$\left\| \mathbf{H}_{20} - T^{-1/2} d^{a/2} \Xi \mathbf{Y}_W \right\|_{\max} = O_P(c_T), \quad (\text{D.17})$$

$$\left\| \mathbf{H}_{10} - T^{-1/2} d^{a/2} \mathbf{B}^\top \mathbf{V} \right\|_{\max} = O_P(c_T). \quad (\text{D.18})$$

For neat presentation, we define the following terms whose norms will be bounded and involved in (D.17) and later,

$$\begin{aligned}
\mathbf{A}_1 & := \frac{1}{T} \sum_{t=1}^T \mathbf{X}_t \otimes (\mathbf{B}_t - \bar{\mathbf{B}}) \boldsymbol{\gamma}, & \mathbf{A}_1^0 & := \mathbb{E} (\mathbf{X}_t \otimes \mathbf{B}_t \boldsymbol{\gamma}), \\
\mathbf{A}_2 & := \left(\frac{1}{T} \mathbf{X}^\top \mathbf{B}^\nu \frac{1}{T} (\mathbf{B}^\nu)^\top \mathbf{X} \right)^{-1}, & \mathbf{A}_2^0 & := [\mathbb{E} (\mathbf{X}_t^\top \mathbf{B}_t) \mathbb{E} (\mathbf{B}_t^\top \mathbf{X}_t)]^{-1}, \\
\mathbf{A}_3 & := \frac{1}{T} \mathbf{X}^\top \mathbf{B}^\nu, & \mathbf{A}_3^0 & := \mathbb{E} (\mathbf{X}_t^\top \mathbf{B}_t), \\
\mathbf{A}_{4,j,k} & := \frac{1}{T} \sum_{t=1}^T z_{j,k,t} (\mathbf{B}_t - \bar{\mathbf{B}})^\top \mathbf{W}_j (\Pi_t^* \boldsymbol{\mu}^* + \Pi_t^* \mathbf{X}_t \boldsymbol{\beta}^*),
\end{aligned}$$

$$\mathbf{A}_{4,j,k}^0 := \mathbb{E}(\mathbf{A}_{4,j,k}), \quad \mathbf{A}_{5,j,k} := \frac{1}{T} \sum_{t=1}^T z_{j,k,t} (\mathbf{B}_t - \bar{\mathbf{B}})^\top \mathbf{W}_j \boldsymbol{\Pi}_t^* \boldsymbol{\epsilon}_t.$$

On \mathcal{M} , we immediately have from Lemma 2 (using $\mathcal{A}_1, \mathcal{A}_4, \mathcal{A}_6$),

$$\|\mathbf{A}_1 - \mathbf{A}_1^0\|_{\max} = O\left(c_T + c_T(c_T + \mu_{b,\max})\right) = O(c_T), \quad (\text{D.19})$$

which also gives $\|\mathbf{A}_1\|_{\max} \leq \|\mathbf{A}_1^0\|_{\max} + \|\mathbf{A}_1 - \mathbf{A}_1^0\|_{\max} = O(1 + c_T) = O(1)$. Hence with Assumptions (R5) and (R10), we also have on \mathcal{M} that

$$\|\mathbf{A}_1\|_1 \leq \|\mathbf{A}_1^0\|_1 + \|\mathbf{A}_1 - \mathbf{A}_1^0\|_1 = O(d^{1+a} + c_T d^2) = O(d^{1+a}). \quad (\text{D.20})$$

Similarly, with Lemma 2 (using \mathcal{A}_1) and Assumption (R3) we have on \mathcal{M} ,

$$\|\mathbf{A}_3 - \mathbf{A}_3^0\|_1 = O(c_T d), \|\mathbf{A}_3^0\|_1 = O(d), \|\mathbf{A}_3\|_1 \leq \|\mathbf{A}_3 - \mathbf{A}_3^0\|_1 + \|\mathbf{A}_3^0\|_1 = O(d). \quad (\text{D.21})$$

Rewrite $\mathbf{A}_2^0 = (\mathbf{A}_3^0 \mathbf{A}_3^{0\top})^{-1}$ and $\mathbf{A}_2 = (\mathbf{A}_3 \mathbf{A}_3^\top)^{-1}$, by Assumption (R3),

$$\|\mathbf{A}_2^0\|_1 \leq \frac{r^{1/2}}{\lambda_{\min}(\mathbf{A}_3^0 \mathbf{A}_3^{0\top})} = O(d^{-2}). \quad (\text{D.22})$$

Moreover, from (D.21) we have on \mathcal{M}

$$\begin{aligned} \|(\mathbf{A}_2^0)^{-1} - \mathbf{A}_2^{-1}\|_1 &\leq \|\mathbf{A}_3^0 \mathbf{A}_3^{0\top} - \mathbf{A}_3 \mathbf{A}_3^\top\|_1 \leq \|\mathbf{A}_3^0 - \mathbf{A}_3\|_1 \|\mathbf{A}_3^{0\top}\|_1 + \|\mathbf{A}_3\|_1 \|\mathbf{A}_3^{0\top} - \mathbf{A}_3^\top\|_1 \\ &= O(c_T d \cdot d + d \cdot c_T d) = O(c_T d^2). \end{aligned}$$

Thus, rewriting $\mathbf{A}_2 - \mathbf{A}_2^0 = (\mathbf{A}_2 - \mathbf{A}_2^0)[(\mathbf{A}_2^0)^{-1} - \mathbf{A}_2^{-1}] \mathbf{A}_2^0 + \mathbf{A}_2^0 [(\mathbf{A}_2^0)^{-1} - \mathbf{A}_2^{-1}] \mathbf{A}_2^0$ and we have on \mathcal{M} ,

$$\|\mathbf{A}_2 - \mathbf{A}_2^0\|_1 = o\left(\|\mathbf{A}_2 - \mathbf{A}_2^0\|_1\right) + O(c_T d^2 \cdot d^{-4}) = O(c_T d^{-2}). \quad (\text{D.23})$$

Consider now $\mathbf{A}_{4,j,k}^0$ for any $j \in [p], k \in [l_j] \cup \{0\}$. First, we have on \mathcal{M} ,

$$\begin{aligned} &\left\| \mathbb{E} \left(\frac{1}{T} \sum_{t=1}^T z_{j,k,t} (\mathbf{B}_t - \bar{\mathbf{B}})^\top \mathbf{W}_j \boldsymbol{\Pi}_t^* \boldsymbol{\mu}^* \right) \right\|_1 \leq \left\| \mathbb{E} \left(\frac{1}{T} \sum_{t=1}^T z_{j,k,t} (\mathbf{B}_t - \bar{\mathbf{B}})^\top \right) \right\|_{\max} \|\mathbf{W}_j\|_1 \|\boldsymbol{\Pi}_t^* \boldsymbol{\mu}^*\|_1 \\ &= O\left(d \cdot \|\boldsymbol{\Pi}_t^*\|_{\infty} \|\boldsymbol{\mu}^*\|_{\max}\right) = O(d), \end{aligned}$$

where the last equality used Assumption (R1). Thus on \mathcal{M} ,

$$\begin{aligned}
& \|\mathbf{A}_{4,j,k}^0\|_1 \leq \|\mathbf{V}_{\mathbf{W}_j^\top, v}^\top [\mathbf{I}_d \otimes \mathbb{E}(\mathbf{U}_{\mathbf{x},j,k})] \mathbf{V}_{\Pi_t^*, r}\|_1 + \left\| \mathbb{E} \left(\frac{1}{T} \sum_{t=1}^T z_{j,k,t} (\mathbf{B}_t - \bar{\mathbf{B}})^\top \mathbf{W}_j \Pi_t^* \boldsymbol{\mu}^* \right) \right\|_1 \\
& \leq \|\mathbf{V}_{\mathbf{W}_j^\top, v}^\top [\mathbf{I}_d \otimes \mathbb{E}(\mathbf{U}_{\mathbf{x},j,k})]\|_{\max} \|\mathbf{V}_{\Pi_t^*, r}\|_1 \|\boldsymbol{\beta}^*\|_1 + O(d) \\
& \leq \max_{i,n \in [d]} \max_{m \in [v]} \max_{q \in [r]} \mathbf{W}_{j,i}^\top \mathbb{E} \left\{ \frac{1}{T} \sum_{t=1}^T z_{j,k,t} (\mathbf{B}_t - \bar{\mathbf{B}})_{\cdot m} X_{t,nq} \right\} \|\mathbf{V}_{\Pi_t^*, r}\|_1 \|\boldsymbol{\beta}^*\|_1 + O(d) = O(d),
\end{aligned} \tag{D.24}$$

where the last equality used Assumption (R1). Furthermore, we have on \mathcal{M} that

$$\begin{aligned}
& \|\mathbf{A}_{4,j,k} - \mathbf{A}_{4,j,k}^0\|_1 \\
& \leq \left\| \frac{1}{T} \sum_{t=1}^T z_{j,k,t} (\mathbf{B}_t - \bar{\mathbf{B}})^\top - \mathbb{E} \left\{ \frac{1}{T} \sum_{t=1}^T z_{j,k,t} (\mathbf{B}_t - \bar{\mathbf{B}})^\top \right\} \right\|_{\max} \|\mathbf{W}_j\|_1 \|\Pi_t^* \boldsymbol{\mu}^*\|_1 \\
& \quad + \|\mathbf{V}_{\mathbf{W}_j^\top, v}^\top \{ \mathbf{I}_d \otimes [\mathbf{U}_{\mathbf{x},j,k} - \mathbb{E}(\mathbf{U}_{\mathbf{x},j,k})] \} \mathbf{V}_{\Pi_t^*, r} \boldsymbol{\beta}^*\|_1 \\
& = O\left([c_T + 1 \cdot c_T + 1 \cdot c_T + 1 \cdot (c_T \vee 0)] d \right) + O\left(\|\mathbf{V}_{\Pi_t^*, r}\|_1 \|\boldsymbol{\beta}^*\|_1 \right) \\
& \quad \cdot \|\mathbf{W}_j^\top\|_1 \max_{n,m \in [d]} \max_{s \in [v]} \max_{q \in [r]} \left| \frac{1}{T} \sum_{t=1}^T z_{j,k,t} (\mathbf{B}_t - \bar{\mathbf{B}})_{ms} X_{t,nq} - \mathbb{E} \left(\frac{1}{T} \sum_{t=1}^T z_{j,k,t} (\mathbf{B}_t - \bar{\mathbf{B}})_{ms} X_{t,nq} \right) \right| \\
& = O(c_T d),
\end{aligned} \tag{D.25}$$

where the second last equality used Assumption (R1) and $\mathcal{A}_4, \mathcal{A}_{12}, \mathcal{A}_{13}$, while the last used $\mathcal{A}_4, \mathcal{A}_8, \mathcal{A}_9$. In particular, we used the following as an immediate result of \mathcal{A}_{13} ,

$$\max_{m \in [p]} \max_{n \in [l_m] \cup \{0\}} \left| \frac{1}{T} \sum_{t=1}^T z_{m,n,t} - \mathbb{E} \left\{ \frac{1}{T} \sum_{t=1}^T z_{m,n,t} \right\} \right| \leq c_T \vee 0.$$

Lastly for any $j \in [p], k \in [l_j] \cup \{0\}$, similar to (D.10), we have on \mathcal{M} that

$$\begin{aligned}
\|\mathbf{A}_{5,j,k}\|_1 &= \|\mathbf{V}_{\mathbf{W}_j^\top, v}^\top (\mathbf{I}_d \otimes \mathbf{U}_{\epsilon,j,k}) \mathbf{V}_{\Pi_t^*, r}\|_1 \leq \|\mathbf{V}_{\mathbf{W}_j^\top, v}^\top (\mathbf{I}_d \otimes \mathbf{U}_{\epsilon,j,k})\|_{\max} \|\mathbf{V}_{\Pi_t^*, r}\|_1 \\
&\leq \|\mathbf{W}_j^\top\|_1 \max_{m,n \in [d]} \max_{s \in [v]} \left| \frac{1}{T} \sum_{t=1}^T z_{j,k,t} (\mathbf{B}_t - \bar{\mathbf{B}})_{ms} \epsilon_{t,n} \right| \cdot \|\mathbf{V}_{\Pi_t^*, r}\|_1 = O(c_T d).
\end{aligned} \tag{D.26}$$

Consider now (D.17), we have

$$\begin{aligned}
& \left\| \mathbf{H}_{20} - T^{-1/2} d^{a/2} \Xi \mathbf{Y}_W \right\|_{\max} = \max_{j,k} \left\| \mathbf{A}_1 \mathbf{A}_2 \mathbf{A}_3 (\mathbf{A}_{4,j,k} + \mathbf{A}_{5,j,k}) - \mathbf{A}_1^0 \mathbf{A}_2^0 \mathbf{A}_3^0 \mathbf{A}_{4,j,k}^0 \right\|_{\max} \\
& \leq \max_{j,k} \left\| \mathbf{A}_1 \right\|_{\max} \left\| \mathbf{A}_2 \right\|_1 \left\| \mathbf{A}_3 \right\|_1 \left\| \mathbf{A}_{5,j,k} \right\|_1 \\
& \quad + \max_{j,k} \left\{ \left\| \mathbf{A}_1 \right\|_{\max} \left\| \mathbf{A}_2 \mathbf{A}_3 \mathbf{A}_{4,j,k} - \mathbf{A}_2^0 \mathbf{A}_3^0 \mathbf{A}_{4,j,k}^0 \right\|_1 + \left\| \mathbf{A}_1 - \mathbf{A}_1^0 \right\|_{\max} \left\| \mathbf{A}_2^0 \mathbf{A}_3^0 \mathbf{A}_{4,j,k}^0 \right\|_1 \right\}, \text{ with} \\
& \max_{j,k} \left\| \mathbf{A}_2 \mathbf{A}_3 \mathbf{A}_{4,j,k} - \mathbf{A}_2^0 \mathbf{A}_3^0 \mathbf{A}_{4,j,k}^0 \right\|_1 \leq \max_{j,k} \left\{ \left\| \mathbf{A}_2 \right\|_1 \left\| \mathbf{A}_3 - \mathbf{A}_3^0 \right\|_1 \left\| \mathbf{A}_{4,j,k} \right\|_1 \right. \\
& \quad \left. + \left\| \mathbf{A}_2 \right\|_1 \left\| \mathbf{A}_3^0 \right\|_1 \left\| \mathbf{A}_{4,j,k} - \mathbf{A}_{4,j,k}^0 \right\|_1 + \left\| \mathbf{A}_2 - \mathbf{A}_2^0 \right\|_1 \left\| \mathbf{A}_3^0 \right\|_1 \left\| \mathbf{A}_{4,j,k}^0 \right\|_1 \right\}.
\end{aligned}$$

Together with all the rates from (D.19) to (D.26), we have (D.17) true on \mathcal{M} .

For (D.18), consider for any $j \in [p], k \in [l_j] \cup \{0\}$, we have on \mathcal{M} that

$$\begin{aligned}
& \left\| \left[\mathbf{I}_d \otimes (\boldsymbol{\gamma}^\top \otimes \mathbf{I}_d) \mathbf{U}_{\epsilon,j,k} \boldsymbol{\Pi}_t^{*\top} \right] \text{vec}(\mathbf{W}_j^\top) \right\|_{\max} = \max_{i \in [d]} \left\| (\boldsymbol{\gamma}^\top \otimes \mathbf{I}_d) \mathbf{U}_{\epsilon,j,k} \boldsymbol{\Pi}_t^{*\top} \mathbf{W}_{j,i} \right\|_{\max} \\
& \leq \max_{i \in [d]} \left\| (\boldsymbol{\gamma}^\top \otimes \mathbf{I}_d) \mathbf{U}_{\epsilon,j,k} \right\|_{\max} \left\| \boldsymbol{\Pi}_t^* \right\|_\infty \left\| \mathbf{W}_{j,i} \right\|_1 \\
& = O(1) \cdot \|\boldsymbol{\gamma}\|_1 \cdot \max_{m,n \in [d]} \max_{s \in [v]} \left| \frac{1}{T} \sum_{t=1}^T z_{j,k,t} (\mathbf{B}_t - \bar{\mathbf{B}})_{ms} \epsilon_{t,n} \right| = O(c_T),
\end{aligned} \tag{D.27}$$

where the second last equality used Assumption (R1) and the result below (D.8), and the last is similar to (D.10). In a similar way on \mathcal{M} ,

$$\begin{aligned}
& \left\| \left[\mathbf{I}_d \otimes (\boldsymbol{\gamma}^\top \otimes \mathbf{I}_d) (\mathbf{U}_{\boldsymbol{\mu},j,k} - \mathbb{E}(\mathbf{U}_{\boldsymbol{\mu},j,k})) \boldsymbol{\Pi}_t^{*\top} \right] \text{vec}(\mathbf{W}_j^\top) \right\|_{\max} \\
& \leq \max_{i \in [d]} \left\| (\boldsymbol{\gamma}^\top \otimes \mathbf{I}_d) (\mathbf{U}_{\boldsymbol{\mu},j,k} - \mathbb{E}(\mathbf{U}_{\boldsymbol{\mu},j,k})) \right\|_{\max} \left\| \boldsymbol{\Pi}_t^* \right\|_\infty \left\| \mathbf{W}_{j,i} \right\|_1 \\
& = O\left(\|\boldsymbol{\gamma}\|_1 \|\boldsymbol{\mu}^*\|_{\max}\right) \cdot \left\| \frac{1}{T} \sum_{t=1}^T z_{j,k,t} (\mathbf{B}_t - \bar{\mathbf{B}})^\top - \mathbb{E} \left\{ \frac{1}{T} \sum_{t=1}^T z_{j,k,t} (\mathbf{B}_t - \bar{\mathbf{B}})^\top \right\} \right\|_{\max} = O(c_T),
\end{aligned} \tag{D.28}$$

with the last line similar to (D.25) which is also involved in the last line of the following,

$$\begin{aligned}
& \left\| \left[\mathbf{I}_d \otimes (\boldsymbol{\gamma}^\top \otimes \mathbf{I}_d) (\mathbf{U}_{\mathbf{x},j,k} - \mathbb{E}(\mathbf{U}_{\mathbf{x},j,k})) (\boldsymbol{\beta}^* \otimes \mathbf{I}_d) \boldsymbol{\Pi}_t^{*\top} \right] \text{vec}(\mathbf{W}_j^\top) \right\|_{\max} \\
& \leq \max_{i \in [d]} \left\| (\boldsymbol{\gamma}^\top \otimes \mathbf{I}_d) (\mathbf{U}_{\mathbf{x},j,k} - \mathbb{E}(\mathbf{U}_{\mathbf{x},j,k})) \right\|_{\max} \left\| \boldsymbol{\beta}^* \otimes \mathbf{I}_d \right\|_1 \left\| \boldsymbol{\Pi}_t^* \right\|_\infty \left\| \mathbf{W}_{j,i} \right\|_1 \\
& = O\left(\|\boldsymbol{\gamma}\|_1\right) \max_{m,n \in [d]} \max_{s \in [v]} \max_{q \in [r]} \left| \frac{1}{T} \sum_{t=1}^T z_{j,k,t} (\mathbf{B}_t - \bar{\mathbf{B}})_{ms} X_{t,nq} - \mathbb{E} \left(\frac{1}{T} \sum_{t=1}^T z_{j,k,t} (\mathbf{B}_t - \bar{\mathbf{B}})_{ms} X_{t,nq} \right) \right| \\
& = O(c_T).
\end{aligned} \tag{D.29}$$

Combining (D.27), (D.28) and (D.29), we have (D.18) true by the following decomposition,

$$\begin{aligned}
& \left\| \mathbf{H}_{10} - T^{-1/2} d^{a/2} \mathbf{B}^\top \mathbf{V} \right\|_{\max} \\
& \leq \max_{j,k} \left\| \left[\mathbf{I}_d \otimes (\boldsymbol{\gamma}^\top \otimes \mathbf{I}_d) \mathbf{U}_{\epsilon,j,k} \boldsymbol{\Pi}_t^{*\top} \right] \text{vec}(\mathbf{W}_j^\top) \right\|_{\max} \\
& \quad + \max_{j,k} \left\| \left[\mathbf{I}_d \otimes (\boldsymbol{\gamma}^\top \otimes \mathbf{I}_d) (\mathbf{U}_{\boldsymbol{\mu},j,k} - \mathbb{E}(\mathbf{U}_{\boldsymbol{\mu},j,k})) \boldsymbol{\Pi}_t^{*\top} \right] \text{vec}(\mathbf{W}_j^\top) \right\|_{\max} \\
& \quad + \max_{j,k} \left\| \left[\mathbf{I}_d \otimes (\boldsymbol{\gamma}^\top \otimes \mathbf{I}_d) (\mathbf{U}_{\mathbf{x},j,k} - \mathbb{E}(\mathbf{U}_{\mathbf{x},j,k})) (\boldsymbol{\beta}^* \otimes \mathbf{I}_d) \boldsymbol{\Pi}_t^{*\top} \right] \text{vec}(\mathbf{W}_j^\top) \right\|_{\max}.
\end{aligned}$$

Next for F_2 and F_3 , we consider first on \mathcal{M} ,

$$\begin{aligned}
& \left\| \left\{ \frac{1}{T} \sum_{t=1}^T \left(\mathbf{I}_d \otimes (\mathbf{B}_t - \bar{\mathbf{B}}) \boldsymbol{\gamma} \right) \mathbf{X}_t \right\} (\mathbf{X}^\top \mathbf{B}^\nu (\mathbf{B}^\nu)^\top \mathbf{X})^{-1} \mathbf{X}^\top \mathbf{B}^\nu (\mathbf{B}^\nu)^\top \boldsymbol{\epsilon}^\nu \right\|_1 \\
& = \left\| \mathbf{A}_1 \mathbf{A}_2 \mathbf{A}_3 \frac{1}{T} \sum_{t=1}^T (\mathbf{B}_t - \bar{\mathbf{B}})^\top \boldsymbol{\epsilon}_t \right\|_1 \leq \|\mathbf{A}_1\|_1 \|\mathbf{A}_2\|_1 \|\mathbf{A}_3\|_1 \cdot v \max_{j \in [r]} \left| \frac{1}{T} \sum_{t=1}^T \sum_{q=1}^d B_{t,qj} \epsilon_{t,q} \right| \quad (\text{D.30}) \\
& = O(d^{1+a} \cdot d^{-2} \cdot d \cdot c_T d^{\frac{1}{2} + \frac{1}{2w}}) = O(c_T d^{\frac{1}{2} + \frac{1}{2w} + a}),
\end{aligned}$$

where the first equality used the fact that $\mathbf{X}_t = \mathbf{X}_t \otimes \mathbf{1}$, the second last used (D.20), (D.21), (D.22) and \mathcal{A}_3 in Lemma 2. Then for F_2 , we have on \mathcal{M} that

$$\begin{aligned}
\|F_2\|_1 & \leq \frac{L^{1/2} \cdot L}{C d^{1+a}} \left(\left\| (\mathbf{H}_{20} - T^{-1/2} d^{a/2} \boldsymbol{\Xi} \mathbf{Y}_W) \right\|_{\max} + \left\| (T^{-1/2} d^{a/2} \mathbf{B}^\top \mathbf{V} - \mathbf{H}_{10}) \right\|_{\max} \right) \\
& \quad \cdot \left\| \left\{ \frac{1}{T} \sum_{t=1}^T \left(\mathbf{I}_d \otimes (\mathbf{B}_t - \bar{\mathbf{B}}) \boldsymbol{\gamma} \right) \mathbf{X}_t \right\} (\mathbf{X}^\top \mathbf{B}^\nu (\mathbf{B}^\nu)^\top \mathbf{X})^{-1} \mathbf{X}^\top \mathbf{B}^\nu (\mathbf{B}^\nu)^\top \boldsymbol{\epsilon}^\nu \right\|_1 \quad (\text{D.31}) \\
& = O(L^{3/2} \cdot d^{-1-a} \cdot c_T \cdot c_T d^{\frac{1}{2} + \frac{1}{2w} + a}) = O(c_T^2 L^{3/2} d^{-\frac{1}{2} + \frac{1}{2w}}),
\end{aligned}$$

where the last line used (D.15), (D.17), (D.18) and (D.30). Similarly, we have $\|F_3\|_1 = O(c_T L^{3/2} d^{-\frac{1}{2} + \frac{1}{2w}})$ on \mathcal{M} , and hence together with $L = O(1)$, (D.16) and (D.31), it holds on \mathcal{M} that

$$\|D_2\|_1 \leq \|F_1\|_1 + \|F_2\|_1 + \|F_3\|_1 = O(c_T d^{-\frac{1}{2} + \frac{1}{2w}}). \quad (\text{D.32})$$

Similar to the way we decompose D_2 , we can rewrite $D_1 = F_4 + F_5 - F_6$ where

$$\begin{aligned}
F_4 & = [(\mathbf{H}_{20} - \mathbf{H}_{10})^\top (\mathbf{H}_{20} - \mathbf{H}_{10})]^{-1} \left\{ (\mathbf{H}_{20} - \mathbf{H}_{10})^\top (\mathbf{H}_{20} - \mathbf{H}_{10}) \right. \\
& \quad \left. - T^{-1} d^a (\mathbf{B}^\top \mathbf{V} - \boldsymbol{\Xi} \mathbf{Y}_W)^\top (\mathbf{B}^\top \mathbf{V} - \boldsymbol{\Xi} \mathbf{Y}_W) \right\} D_1,
\end{aligned}$$

$$\begin{aligned}
F_5 &= [(\mathbf{H}_{20} - \mathbf{H}_{10})^\top (\mathbf{H}_{20} - \mathbf{H}_{10})]^{-1} \left[(T^{-1/2} d^{a/2} \mathbf{B}^\top \mathbf{V} - \mathbf{H}_{10}) - (T^{-1/2} d^{a/2} \Xi \mathbf{Y}_W - \mathbf{H}_{20}) \right]^\top \\
&\quad \cdot T^{-1/2} d^{a/2} \mathbf{B}^\top \boldsymbol{\epsilon}, \\
F_6 &= [(\mathbf{H}_{20} - \mathbf{H}_{10})^\top (\mathbf{H}_{20} - \mathbf{H}_{10})]^{-1} (\mathbf{H}_{20} - \mathbf{H}_{10})^\top \cdot T^{-1/2} d^{a/2} \mathbf{B}^\top \boldsymbol{\epsilon}.
\end{aligned}$$

From (D.16), it is direct that $F_4 = O(c_T L^{3/2} d^{1-a} \|D_1\|_1)$ on \mathcal{M} . Moreover, (D.17) and (D.18) imply that F_5 has a smaller rate than that of F_6 . Given $L = O(1)$, we next construct the asymptotic normality of $\boldsymbol{\alpha}^\top F_6$ for any given non-zero $\boldsymbol{\alpha} \in \mathbb{R}^L$ with $\|\boldsymbol{\alpha}\|_1 \leq c < \infty$.

Denote by $\mathbf{R}_1 := [(\mathbf{H}_{20} - \mathbf{H}_{10})^\top (\mathbf{H}_{20} - \mathbf{H}_{10})]^{-1} (\mathbf{H}_{20} - \mathbf{H}_{10})^\top$, we have

$$\begin{aligned}
\boldsymbol{\alpha}^\top F_6 &= \frac{1}{T} \boldsymbol{\alpha}^\top \mathbf{R}_1 \left(\mathbf{I}_d \otimes \{(\mathbf{B}_1 - \bar{\mathbf{B}}), \dots, (\mathbf{B}_T - \bar{\mathbf{B}})\} (\mathbf{I}_T \otimes \boldsymbol{\gamma}) \right) \text{vec}((\boldsymbol{\epsilon}_1, \dots, \boldsymbol{\epsilon}_T)^\top) \\
&= \frac{1}{T} \boldsymbol{\alpha}^\top \mathbf{R}_1 \left(\mathbf{I}_d \otimes \{(\mathbf{B}_1 - \bar{\mathbf{B}})\boldsymbol{\gamma}, \dots, (\mathbf{B}_T - \bar{\mathbf{B}})\boldsymbol{\gamma}\} \right) \sum_{t=1}^T \left\{ \boldsymbol{\epsilon}_t \otimes (\mathbb{1}_{\{j=t\}})_{j \in [T]} \right\} \\
&= \frac{1}{T} \sum_{t=1}^T \boldsymbol{\alpha}^\top \mathbf{R}_1 \left(\boldsymbol{\epsilon}_t \otimes (\mathbf{B}_t - \bar{\mathbf{B}})\boldsymbol{\gamma} \right) = \frac{1}{T} \sum_{t=1}^T \boldsymbol{\alpha}^\top \mathbf{R}_1 \left(\boldsymbol{\epsilon}_t \otimes [\mathbf{B}_t - \mathbb{E}(\mathbf{B}_t)]\boldsymbol{\gamma} (1 + o_P(1)) \right),
\end{aligned}$$

where the vector $(\mathbb{1}_{\{j=t\}})_{j \in [T]} \in \mathbb{R}^T$ has value $\mathbb{1}_{\{j=t\}}$ at each j -th entry, and the last equality used \mathcal{A}_4 in Lemma 2. Hence to apply Theorem 3 (ii) of Wu (2011), we need to show

$$\sum_{t \geq 0} \left\| P_0 \left\{ \boldsymbol{\alpha}^\top \mathbf{R}_1 \left(\boldsymbol{\epsilon}_t \otimes [\mathbf{B}_t - \mathbb{E}(\mathbf{B}_t)]\boldsymbol{\gamma} \right) \right\} \right\|_2 < \infty, \quad (\text{D.33})$$

where $P_0(\cdot) := \mathbb{E}_0(\cdot) - \mathbb{E}_{-1}(\cdot)$ and $\mathbb{E}_i(\cdot) := \mathbb{E}(\cdot | \sigma(\mathcal{G}_i, \mathcal{H}_i))$. Notice that

$$\begin{aligned}
&\left\| P_0 \left\{ \boldsymbol{\alpha}^\top \mathbf{R}_1 \left(\boldsymbol{\epsilon}_t \otimes [\mathbf{B}_t - \mathbb{E}(\mathbf{B}_t)]\boldsymbol{\gamma} \right) \right\} \right\|_2 \\
&= \left\| \boldsymbol{\alpha}^\top \mathbf{R}_1 \left\{ P_0(\boldsymbol{\epsilon}_t) \otimes \mathbb{E}_0([\mathbf{B}_t - \mathbb{E}(\mathbf{B}_t)]\boldsymbol{\gamma}) \right\} + \boldsymbol{\alpha}^\top \mathbf{R}_1 \left\{ \mathbb{E}_{-1}(\boldsymbol{\epsilon}_t) \otimes P_0([\mathbf{B}_t - \mathbb{E}(\mathbf{B}_t)]\boldsymbol{\gamma}) \right\} \right\|_2 \\
&\leq \left\{ 2 \boldsymbol{\alpha}^\top \mathbf{R}_1 \left\{ \mathbb{E}(P_0(\boldsymbol{\epsilon}_t) P_0(\boldsymbol{\epsilon}_t)^\top) \otimes \mathbb{E}(\mathbb{E}_0([\mathbf{B}_t - \mathbb{E}(\mathbf{B}_t)]\boldsymbol{\gamma}) \mathbb{E}_0(\boldsymbol{\gamma}^\top [\mathbf{B}_t - \mathbb{E}(\mathbf{B}_t)]^\top)) \right\} \mathbf{R}_1^\top \boldsymbol{\alpha} \right\}^{\frac{1}{2}} \\
&\quad + \left(2 \boldsymbol{\alpha}^\top \mathbf{R}_1 \left\{ \mathbb{E}(\mathbb{E}_{-1}(\boldsymbol{\epsilon}_t) \mathbb{E}_{-1}(\boldsymbol{\epsilon}_t)^\top) \otimes \mathbb{E}(P_0([\mathbf{B}_t - \mathbb{E}(\mathbf{B}_t)]\boldsymbol{\gamma}) P_0(\boldsymbol{\gamma}^\top [\mathbf{B}_t - \mathbb{E}(\mathbf{B}_t)]^\top)) \right\} \mathbf{R}_1^\top \boldsymbol{\alpha} \right)^{\frac{1}{2}} \\
&= O\left(\|\boldsymbol{\alpha}\|_1 \|\mathbf{R}_1\|_\infty \right) \cdot \left(\max_{j \in [d]} \|P_0(\boldsymbol{\epsilon}_{t,j})\|_2 \cdot \max_{j \in [d]} \text{Var}^{1/2}(\mathbf{B}_{t,j}^\top \boldsymbol{\gamma}) + \sigma_{\max} \max_{j \in [d]} \|P_0(\mathbf{B}_{t,j}^\top \boldsymbol{\gamma})\|_2 \right) \\
&= O\left(\max_{j \in [d]} \|P_0^c(\boldsymbol{\epsilon}_{t,j})\|_2 + \max_{j \in [d]} \max_{k \in [v]} \|P_0^b(B_{t,jk})\|_2 \right),
\end{aligned}$$

where the second last equality used $\text{Var}(\cdot) = \text{Var}(\mathbb{E}_i(\cdot)) + \mathbb{E}(\text{Var}_i(\cdot)) \geq \text{Var}(\mathbb{E}_i(\cdot))$, and the last used Assumption (R2) and $\|\mathbf{R}_1\|_\infty = O(1)$ which is implied from (D.15), $\|\mathbf{H}_{10}\|_1 = O(d)$ and

$\|\mathbf{H}_{20}\|_1 = O(d^{1+a})$. With Assumption (R7), (D.33) is true. Therefore, with definition

$$s_1 := \boldsymbol{\alpha}^\top \mathbf{R}_1 \boldsymbol{\Sigma} \mathbf{R}_1^\top \boldsymbol{\alpha}, \boldsymbol{\Sigma} := \sum_{\tau} \mathbb{E}(\boldsymbol{\epsilon}_t \boldsymbol{\epsilon}_{t+\tau}^\top) \otimes \mathbb{E}[(\mathbf{B}_t - \mathbb{E}(\mathbf{B}_t)) \boldsymbol{\gamma} \boldsymbol{\gamma}^\top (\mathbf{B}_{t+\tau} - \mathbb{E}(\mathbf{B}_{t+\tau}))^\top], \quad (\text{D.34})$$

we have by Theorem 3 (ii) of Wu (2011) that

$$T^{1/2} s_1^{-1/2} \boldsymbol{\alpha}^\top F_6 \xrightarrow{D} \mathcal{N}(0, 1).$$

Then equivalently we have

$$T^{1/2} (\mathbf{R}_1 \boldsymbol{\Sigma} \mathbf{R}_1^\top)^{-1/2} F_6 \xrightarrow{D} \mathcal{N}(\mathbf{0}, \mathbf{I}_L), \quad (\text{D.35})$$

so that F_6 is at least $T^{1/2} d^{(1+a-b)/2}$ -convergent which used $\lambda_{\max}(\mathbf{R}_1 \mathbf{R}_1^\top) = O(d^{-1-a})$ from (D.15), and all eigenvalues of $d^{-b} \boldsymbol{\Sigma}$ uniformly bounded from 0 and infinity by Assumption (R8). Hence, $\|D_1\|_1 = O(\|F_6\|_1) = O(T^{-1/2} d^{-(1+a-b)/2})$ on \mathcal{M} , and by (D.32) we have

$$\|\tilde{\boldsymbol{\phi}} - \boldsymbol{\phi}^*\|_1 = O_P(\|D_1\|_1 + \|D_2\|_1) = O_P(T^{-1/2} d^{-(1+a-b)/2} + c_T d^{-\frac{1}{2} + \frac{1}{2w}}) = O_P(c_T d^{-\frac{1}{2} + \frac{1}{2w}}),$$

where the last equality used Assumption (R10). With the above plugged into (D.12), the proof of Theorem 1 is complete. \square

Proof of Theorem 2. By the KKT condition, $\hat{\boldsymbol{\phi}}$ is a solution to the adaptive LASSO problem in (2.17) if and only if there exists a subgradient

$$\mathbf{h} = \partial(\mathbf{u}^\top |\hat{\boldsymbol{\phi}}|) = \left\{ \mathbf{h} \in \mathbb{R}^L : \begin{cases} h_i = u_i \text{sign}(\hat{\phi}_i), & \hat{\phi}_i \neq 0; \\ |h_i| \leq u_i, & \text{otherwise.} \end{cases} \right\},$$

such that differentiating the expression in (2.17) with respect to $\boldsymbol{\phi}$, we have

$$T^{-1} (\boldsymbol{\Xi} \mathbf{Y}_W - \mathbf{B}^\top \mathbf{V})^\top (\boldsymbol{\Xi} \mathbf{Y}_W - \mathbf{B}^\top \mathbf{V}) \boldsymbol{\phi} + T^{-1} (\boldsymbol{\Xi} \mathbf{Y}_W - \mathbf{B}^\top \mathbf{V})^\top (\mathbf{B}^\top \mathbf{y} - \boldsymbol{\Xi} \mathbf{y}^\nu) = -\lambda \mathbf{h}.$$

Substituting (2.11) in the above, we arrive at

$$\begin{aligned} -\lambda \mathbf{h} &= T^{-1} (\boldsymbol{\Xi} \mathbf{Y}_W - \mathbf{B}^\top \mathbf{V})^\top (\boldsymbol{\Xi} \mathbf{Y}_W - \mathbf{B}^\top \mathbf{V}) \boldsymbol{\phi} \\ &\quad + T^{-1} (\boldsymbol{\Xi} \mathbf{Y}_W - \mathbf{B}^\top \mathbf{V})^\top (\mathbf{B}^\top \mathbf{V} \boldsymbol{\phi}^* + \mathbf{B}^\top \mathbf{X}_{\beta^*} \text{vec}(\mathbf{I}_d) + \mathbf{B}^\top \boldsymbol{\epsilon} - \boldsymbol{\Xi} \mathbf{y}^\nu) \end{aligned}$$

$$\begin{aligned}
&= T^{-1}(\Xi \mathbf{Y}_W - \mathbf{B}^\top \mathbf{V})^\top \mathbf{B}^\top \mathbf{V} (\phi^* - \phi) + T^{-1}(\Xi \mathbf{Y}_W - \mathbf{B}^\top \mathbf{V})^\top \mathbf{B}^\top \boldsymbol{\epsilon} \\
&\quad + T^{-1}(\Xi \mathbf{Y}_W - \mathbf{B}^\top \mathbf{V})^\top \mathbf{B}^\top \mathbf{X}_{\beta^*} \text{vec}(\mathbf{I}_d) \\
&\quad + T^{-1}(\Xi \mathbf{Y}_W - \mathbf{B}^\top \mathbf{V})^\top (\Xi \mathbf{Y}_W \phi^* - \Xi \mathbf{y}^\nu + \Xi \mathbf{Y}_W (\phi - \phi^*)) \\
&= T^{-1}(\Xi \mathbf{Y}_W - \mathbf{B}^\top \mathbf{V})^\top (\Xi \mathbf{Y}_W - \mathbf{B}^\top \mathbf{V}) (\phi - \phi^*) + T^{-1}(\Xi \mathbf{Y}_W - \mathbf{B}^\top \mathbf{V})^\top \mathbf{B}^\top \boldsymbol{\epsilon} \\
&\quad + T^{-1}(\Xi \mathbf{Y}_W - \mathbf{B}^\top \mathbf{V})^\top \mathbf{B}^\top \mathbf{X}_{\beta^* - \beta(\phi^*)} \text{vec}(\mathbf{I}_d),
\end{aligned}$$

where the last equality used the fact that $\mathbf{B}^\top \mathbf{X}_{\beta(\phi^*)} \text{vec}(\mathbf{I}_d) = \Xi \mathbf{y}^\nu - \Xi \mathbf{Y}_W \phi^*$ from (A.1). Then we may conclude that there exists a sign-consistent solution $\widehat{\phi}$ if and only if

$$\begin{cases} -\lambda \mathbf{h}_H = T^{-1}(\Xi \mathbf{Y}_{W,H} - \mathbf{B}^\top \mathbf{V}_H)^\top (\Xi \mathbf{Y}_{W,H} - \mathbf{B}^\top \mathbf{V}_H) (\widehat{\phi} - \phi^*) \\ \quad + T^{-1}(\Xi \mathbf{Y}_{W,H} - \mathbf{B}^\top \mathbf{V}_H)^\top \mathbf{B}^\top \mathbf{X}_{\beta^* - \beta(\phi^*)} \text{vec}(\mathbf{I}_d) + T^{-1}(\Xi \mathbf{Y}_{W,H} - \mathbf{B}^\top \mathbf{V}_H)^\top \mathbf{B}^\top \boldsymbol{\epsilon}, \\ \lambda \mathbf{u}_{H^c} \geq \left| T^{-1}(\Xi \mathbf{Y}_{W,H^c} - \mathbf{B}^\top \mathbf{V}_{H^c})^\top \mathbf{B}^\top \mathbf{X}_{\beta^* - \beta(\phi^*)} \text{vec}(\mathbf{I}_d) + T^{-1}(\Xi \mathbf{Y}_{W,H^c} - \mathbf{B}^\top \mathbf{V}_{H^c})^\top \mathbf{B}^\top \boldsymbol{\epsilon} \right|, \end{cases} \quad (\text{D.36})$$

where \mathbf{A}_H and \mathbf{a}_H denote the corresponding submatrix \mathbf{A} with columns restricted on the set H and subvector \mathbf{a} with entries restricted on the set H , respectively. Similarly $(\cdot)_{H^c}$ is defined. Consider the first equation in (D.36), similar to how D_2 is decomposed in the proof of Theorem 1, we write $\widehat{\phi} - \phi^* = \sum_{j=1}^4 I_{\phi,j}$ where

$$\begin{aligned}
I_{\phi,1} &= [(\mathbf{H}_{20} - \mathbf{H}_{10})_H^\top (\mathbf{H}_{20} - \mathbf{H}_{10})_H]^{-1} \left\{ (\mathbf{H}_{20} - \mathbf{H}_{10})_H^\top (\mathbf{H}_{20} - \mathbf{H}_{10})_H \right. \\
&\quad \left. - T^{-1} d^\alpha (\mathbf{B}^\top \mathbf{V}_H - \Xi \mathbf{Y}_{W,H})^\top (\mathbf{B}^\top \mathbf{V}_H - \Xi \mathbf{Y}_{W,H}) \right\} (\widehat{\phi} - \phi^*), \\
I_{\phi,2} &= -[(\mathbf{H}_{20} - \mathbf{H}_{10})_H^\top (\mathbf{H}_{20} - \mathbf{H}_{10})_H]^{-1} d^\alpha \lambda \mathbf{h}_H, \\
I_{\phi,3} &= [(\mathbf{H}_{20} - \mathbf{H}_{10})_H^\top (\mathbf{H}_{20} - \mathbf{H}_{10})_H]^{-1} T^{-1} d^\alpha (\Xi \mathbf{Y}_{W,H} - \mathbf{B}^\top \mathbf{V}_H)^\top \mathbf{B}^\top \mathbf{X}_{\beta(\phi^*) - \beta^*} \text{vec}(\mathbf{I}_d), \\
I_{\phi,4} &= [(\mathbf{H}_{20} - \mathbf{H}_{10})_H^\top (\mathbf{H}_{20} - \mathbf{H}_{10})_H]^{-1} T^{-1} d^\alpha (\mathbf{B}^\top \mathbf{V}_H - \Xi \mathbf{Y}_{W,H})^\top \mathbf{B}^\top \boldsymbol{\epsilon}.
\end{aligned}$$

Similar to F_1 in the proof of Theorem 1, we may derive that

$$\|I_{\phi,1}\|_{\max} = O_P\left(c_T d^{1-\alpha} \|\widehat{\phi} - \phi^*\|_{\max}\right) = o_P\left(\|\widehat{\phi} - \phi^*\|_{\max}\right), \quad (\text{D.37})$$

where the first equality used the fact that (R1) implies for a positive constant u that $\sigma_{|H|}^2\{(\mathbf{D}_W)_H\} \geq du > 0$ uniformly as $d \rightarrow \infty$, and the conditions in the statement of Theorem 2, and the second

used (R10). Similarly, with Assumption (R9) we have

$$\|I_{\phi,2}\|_{\max} = O_P(d^{-1-a} \cdot d^a \cdot \lambda) = O_P(c_T d^{-1}). \quad (\text{D.38})$$

For $I_{\phi,4}$, we may decompose it as the following with the second term dominating the first term similarly to F_5 and F_6 in the proof of Theorem 1,

$$\begin{aligned} I_{\phi,4} &= \left([(\mathbf{H}_{20} - \mathbf{H}_{10})_H^\top (\mathbf{H}_{20} - \mathbf{H}_{10})_H]^{-1} \right. \\ &\quad \cdot \left. \left[(T^{-1/2} d^{a/2} \mathbf{B}^\top \mathbf{V}_H - \mathbf{H}_{10,H}) - (T^{-1/2} d^{a/2} \mathbf{\Xi} \mathbf{Y}_{W,H} - \mathbf{H}_{20,H}) \right]^\top \cdot T^{-1/2} d^{a/2} \mathbf{B}^\top \boldsymbol{\epsilon} \right) \\ &\quad - \left([(\mathbf{H}_{20} - \mathbf{H}_{10})_H^\top (\mathbf{H}_{20} - \mathbf{H}_{10})_H]^{-1} (\mathbf{H}_{20} - \mathbf{H}_{10})_H^\top \cdot T^{-1/2} d^{a/2} \mathbf{B}^\top \boldsymbol{\epsilon} \right). \end{aligned}$$

The second term in the above has rate $T^{-1/2} d^{-(1+a-b)/2}$ by exactly the same way to construct asymptotic normality of F_6 in (D.35), except for the restriction to the set H here (proof omitted). Thus,

$$\|I_{\phi,4}\|_{\max} = O_P(T^{-1/2} d^{-(1+a-b)/2}). \quad (\text{D.39})$$

We next construct the asymptotic normality of $I_{\phi,3}$ and show its rate is of order $T^{-1/2} d^{-(1-b)/2}$ which is dominating over those of $I_{\phi,1}$, $I_{\phi,2}$ and $I_{\phi,4}$ by Assumption (R10). Recall $\mathbf{R}_H = [(\mathbf{H}_{20} - \mathbf{H}_{10})_H^\top (\mathbf{H}_{20} - \mathbf{H}_{10})_H]^{-1} (\mathbf{H}_{20} - \mathbf{H}_{10})_H^\top$, and let non-zero $\boldsymbol{\alpha} \in \mathbb{R}^{|H|}$ such that $\|\boldsymbol{\alpha}\|_1 \leq c < \infty$. Then we have

$$\begin{aligned} \boldsymbol{\alpha}^\top I_{\phi,3} &= \boldsymbol{\alpha}^\top \mathbf{R}_H T^{-1} (\mathbf{B}_\gamma - \bar{\mathbf{B}}_\gamma)^\top \mathbf{X}_{\beta(\phi^*) - \beta^*} \text{vec}(\mathbf{I}_d) (1 + o_P(1)) \\ &= \boldsymbol{\alpha}^\top \mathbf{R}_H T^{-1} \left(\mathbf{I}_d \otimes \{(\mathbf{B}_1 - \bar{\mathbf{B}}_1, \dots, \mathbf{B}_T - \bar{\mathbf{B}}_T) \right. \\ &\quad \left. \cdot (\mathbf{I}_T \otimes \boldsymbol{\gamma}(\beta(\phi^*) - \beta^*)^\top) (\mathbf{X}_1, \dots, \mathbf{X}_T)^\top \right) \text{vec}(\mathbf{I}_d) (1 + o_P(1)) \\ &= \boldsymbol{\alpha}^\top \mathbf{R}_H \frac{1}{T} \sum_{t=1}^T \text{vec}((\mathbf{B}_t - \mathbb{E}(\mathbf{B}_t)) \boldsymbol{\gamma}(\beta(\phi^*) - \beta^*)^\top \mathbf{X}_t^\top) (1 + o_P(1)) \\ &= \boldsymbol{\alpha}^\top \mathbf{R}_H \text{vec} \left(\frac{1}{T} \sum_{t=1}^T \left[\boldsymbol{\gamma}^\top(\mathbf{B}_{t,i} - \mathbb{E}(\mathbf{B}_{t,i})) \mathbf{X}_{t,j}^\top (\beta(\phi^*) - \beta^*) \right]_{i,j \in [d]} \right) (1 + o_P(1)) \\ &= \boldsymbol{\alpha}^\top \mathbf{R}_H \mathbf{S}_\gamma (\beta(\phi^*) - \beta^*) (1 + o_P(1)), \end{aligned}$$

where the third last equality used \mathcal{A}_4 in Lemma 2 and the last used \mathcal{A}_1 . From (D.6) and Lemma

4, we have

$$\begin{aligned}
& T^{1/2}(\mathbf{R}_\beta \boldsymbol{\Sigma}_\beta \mathbf{R}_\beta^\top)^{-1/2}(\boldsymbol{\beta}(\boldsymbol{\phi}^*) - \boldsymbol{\beta}^*) \\
&= T^{\frac{1}{2}}(\mathbf{R}_\beta \boldsymbol{\Sigma}_\beta \mathbf{R}_\beta^\top)^{-\frac{1}{2}} \left\{ (\mathbf{X}^\top \mathbf{B}^\nu (\mathbf{B}^\nu)^\top \mathbf{X})^{-1} \mathbf{X}^\top \mathbf{B}^\nu (\mathbf{B}^\nu)^\top \boldsymbol{\epsilon}^\nu \right\} \\
&= T^{\frac{1}{2}}(\mathbf{R}_\beta \boldsymbol{\Sigma}_\beta \mathbf{R}_\beta^\top)^{-\frac{1}{2}} \left\{ [\mathbb{E}(\mathbf{X}_t^\top \mathbf{B}_t) \mathbb{E}(\mathbf{B}_t^\top \mathbf{X}_t)]^{-1} \frac{1}{T^2} \mathbf{X}^\top \mathbf{B}^\nu (\mathbf{B}^\nu)^\top \boldsymbol{\epsilon}^\nu (1 + o(1)) \right\} \xrightarrow{D} \mathcal{N}(\mathbf{0}, \mathbf{I}_r).
\end{aligned}$$

Define $s_3 := \boldsymbol{\alpha}^\top \mathbf{R}_H \mathbf{S}_\gamma \mathbf{R}_\beta \boldsymbol{\Sigma}_\beta \mathbf{R}_\beta^\top \mathbf{S}_\gamma^\top \mathbf{R}_H^\top \boldsymbol{\alpha}$, we hence have $T^{1/2} s_3^{-1/2} \boldsymbol{\alpha}^\top I_{\phi,3} \xrightarrow{D} \mathcal{N}(0,1)$ and equivalently

$$T^{1/2}(\mathbf{R}_H \mathbf{S}_\gamma \mathbf{R}_\beta \boldsymbol{\Sigma}_\beta \mathbf{R}_\beta^\top \mathbf{S}_\gamma^\top \mathbf{R}_H^\top)^{-1/2} I_{\phi,3} \xrightarrow{D} \mathcal{N}(\mathbf{0}, \mathbf{I}_{|H|}).$$

As shown in the proof of Lemma 4, the eigenvalues of $\mathbf{R}_\beta \boldsymbol{\Sigma}_\beta \mathbf{R}_\beta^\top$ are of order d^{b-1} . Similar to \mathbf{R}_1 in the proof of Theorem 1, $\lambda_{\max}(\mathbf{R}_H \mathbf{R}_H^\top) = O(d^{-1-a})$. We also have $\lambda_{\max}(\mathbf{S}_\gamma^\top \mathbf{S}_\gamma) = O(d^{1+a})$ by Assumption (R5). Combining them, we have

$$\begin{aligned}
& \|\boldsymbol{\alpha}\|_1^2 \lambda_{\min}(\mathbf{R}_H \mathbf{S}_\gamma \mathbf{S}_\gamma^\top \mathbf{R}_H^\top) \lambda_{\min}(\mathbf{R}_\beta \boldsymbol{\Sigma}_\beta \mathbf{R}_\beta^\top) \\
& \leq s_3 \leq \|\boldsymbol{\alpha}\|_1^2 \lambda_{\max}(\mathbf{R}_H \mathbf{R}_H^\top) \lambda_{\max}(\mathbf{S}_\gamma^\top \mathbf{S}_\gamma) \lambda_{\max}(\mathbf{R}_\beta \boldsymbol{\Sigma}_\beta \mathbf{R}_\beta^\top),
\end{aligned}$$

with the right hand side of order d^{b-1} . The left hand side is of the same order by the assumption in the statement of Theorem 2 that $\mathbf{R}_H \mathbf{S}_\gamma \mathbf{S}_\gamma^\top \mathbf{R}_H^\top$ has the smallest eigenvalue of constant order. Thus, s_3 is of order exactly d^{b-1} and hence $\boldsymbol{\alpha}^\top I_{\phi,3}$ has order exactly $T^{-1/2} d^{-(1-b)/2}$. It implies $I_{\phi,3}$ is the leading term in $\widehat{\boldsymbol{\phi}} - \boldsymbol{\phi}^*$ whose asymptotic normality therefore holds.

As $I_{\phi,1}$ to $I_{\phi,4}$ are all $o_P(1)$, we conclude $\text{sign}(\widehat{\boldsymbol{\phi}}_H) = \text{sign}(\boldsymbol{\phi}_H^*)$. It remains to show the second part in (D.36) for the zero consistency of $\widehat{\boldsymbol{\phi}}_{H^c}$.

To this end, notice similar to $I_{\phi,3}$ but with restriction on the set H^c , we have

$$\begin{aligned}
& \left\| T^{-1} (\boldsymbol{\Xi} \mathbf{Y}_{W,H^c} - \mathbf{B}^\top \mathbf{V}_{H^c})^\top \mathbf{B}^\top \mathbf{X}_{\boldsymbol{\beta}^* - \boldsymbol{\beta}(\boldsymbol{\phi}^*)} \text{vec}(\mathbf{I}_d) \right\|_{\max} \\
&= O_P(T^{-1/2} d^{-(1-b)/2} \cdot d^{-a} \cdot d^{1+2a}) = O_P(T^{-1/2} d^{\frac{1}{2} + \frac{b}{2} + a}),
\end{aligned}$$

which used $\left\| (\mathbf{H}_{20} - \mathbf{H}_{10})^\top (\mathbf{H}_{20} - \mathbf{H}_{10}) \right\|_{\max} \leq \sigma_1^2(\mathbf{H}_{20} - \mathbf{H}_{10}) = O(d^{1+2a})$ similarly to the steps above (D.15). In the same manner, we also have from $I_{\phi,4}$ that

$$\left\| T^{-1} (\boldsymbol{\Xi} \mathbf{Y}_{W,H^c} - \mathbf{B}^\top \mathbf{V}_{H^c})^\top \mathbf{B}^\top \boldsymbol{\epsilon} \right\|_{\max} = O_P(T^{-1/2} d^{\frac{1}{2} + \frac{b}{2} + \frac{a}{2}}).$$

The left hand side of the second inequality in (D.36) has minimum value of

$$\frac{\lambda}{\|\tilde{\boldsymbol{\phi}}_{H^c}\|_{\max}} \geq \frac{\lambda}{\|\tilde{\boldsymbol{\phi}}_{H^c} - \boldsymbol{\phi}_{H^c}^*\|_{\max}} \geq \frac{\lambda}{\|\tilde{\boldsymbol{\phi}} - \boldsymbol{\phi}^*\|_{\max}},$$

so it suffices to show

$$(T^{-1/2}d^{\frac{1}{2}+\frac{b}{2}+a}) \cdot \|\tilde{\boldsymbol{\phi}} - \boldsymbol{\phi}^*\|_{\max} = o_P(c_T),$$

which is true by Assumption (R10) and Theorem 1 in which each entry of F_6 can be shown to be asymptotically normal. This completes the proof of Theorem 2. \square

Proof of Theorem 3. We have

$$\begin{aligned} \|\widehat{\mathbf{W}}_t - \mathbf{W}_t^*\|_{\infty} &= \left\| \sum_{j=1}^p \left[(\hat{\phi}_{j,0} - \phi_{j,0}^*) + \sum_{k=1}^{l_j} (\hat{\phi}_{j,k} - \phi_{j,k}^*) z_{j,k,t} \right] \mathbf{W}_j \right\|_{\infty} \\ &= O_P\left(\|\hat{\boldsymbol{\phi}} - \boldsymbol{\phi}^*\|_1 \cdot \max_j \|\mathbf{W}_j\|_{\infty}\right) = O_P(T^{-1/2}d^{-(1-b)/2}), \end{aligned} \quad (\text{D.40})$$

where the last equality used Theorem 2, Assumptions (M2) (or (M2')) and (R1). Observe that we have similarly $\|\widehat{\mathbf{W}}_t - \mathbf{W}_t^*\|_1 = O_P(T^{-1/2}d^{-(1-b)/2})$ by Assumption (R1), and hence

$$\|\widehat{\mathbf{W}}_t - \mathbf{W}_t^*\| \leq \left(\|\widehat{\mathbf{W}}_t - \mathbf{W}_t^*\|_1 \|\widehat{\mathbf{W}}_t - \mathbf{W}_t^*\|_{\infty} \right)^{1/2} = O_P(T^{-1/2}d^{-(1-b)/2}).$$

With $\boldsymbol{\Pi}_t^*$ defined in (D.8), we can decompose

$$\begin{aligned} \widehat{\boldsymbol{\mu}} - \boldsymbol{\mu}^* &= \frac{1}{T} \sum_{t=1}^T \left\{ (\mathbf{I}_d - \boldsymbol{\Lambda}_t \widehat{\boldsymbol{\Phi}}) \mathbf{y}_t - \mathbf{X}_t \widehat{\boldsymbol{\beta}} \right\} - \frac{1}{T} \sum_{t=1}^T \left\{ (\mathbf{I}_d - \boldsymbol{\Lambda}_t \boldsymbol{\Phi}^*) \mathbf{y}_t - \mathbf{X}_t \boldsymbol{\beta}^* - \boldsymbol{\epsilon}_t \right\} \\ &= \frac{1}{T} \sum_{t=1}^T \left\{ (\mathbf{W}_t^* - \widehat{\mathbf{W}}_t) (\boldsymbol{\Pi}_t^* \boldsymbol{\mu}^* + \boldsymbol{\Pi}_t^* \mathbf{X}_t \boldsymbol{\beta}^* + \boldsymbol{\Pi}_t^* \boldsymbol{\epsilon}_t) \right\} + \bar{\mathbf{X}} (\boldsymbol{\beta}^* - \widehat{\boldsymbol{\beta}}) + \bar{\boldsymbol{\epsilon}}, \end{aligned}$$

so that combining (D.40), Lemma 2 and Theorem 1, we have

$$\begin{aligned} \|\widehat{\boldsymbol{\mu}} - \boldsymbol{\mu}^*\|_{\max} &= O_P \left\{ \max_t \|\widehat{\mathbf{W}}_t - \mathbf{W}_t^*\|_{\infty} \left(\|\boldsymbol{\mu}^*\|_{\max} + c_T \|\boldsymbol{\beta}^*\|_{\max} + c_T \right) \right. \\ &\quad \left. + c_T \|\boldsymbol{\beta}^* - \widehat{\boldsymbol{\beta}}\|_1 + c_T \right\} = O_P(c_T). \end{aligned}$$

This completes the proof of Theorem 3. \square

References

- Anselin, L. (1988), *Spatial Econometrics: Methods and Models*, Dordrecht: Kluwer Academic Publishers.
- Barigozzi, M. and Trapani, L. (2020), “Sequential Testing for Structural Stability in Approximate Factor Models,” *Stochastic Processes and their Applications*, 130, 5149–5187.
- Beenstock, M. and Felsenstein, D. (2012), “Nonparametric Estimation of the Spatial Connectivity Matrix Using Spatial Panel Data,” *Geographical Analysis*, 44, 386–397.
- Bhattacharjee, A. and Jensen-Butler, C. (2013), “Estimation of the Spatial Weights Matrix under Structural Constraints,” *Regional Science and Urban Economics*, 43, 617–634.
- Chang, H.-Y., Song, X., and Yu, J. (2024), “Trending Time-Varying Coefficient Spatial Panel Data Models,” *Journal of Business & Economic Statistics*, 0, 1–13.
- Deng, Y. (2018), “Estimation for the Spatial Autoregressive Threshold Model,” *Economics Letters*, 171, 172–175.
- Efron, B., Hastie, T., Johnstone, I., and Tibshirani, R. (2004), “Least Angle Regression,” *The Annals of Statistics*, 32, 407 – 499.
- Higgins, A. and Martellosio, F. (2023), “Shrinkage Estimation of Network Spillovers with Factor Structured Errors,” *Journal of Econometrics*, 233, 66–87.
- Hong, H., Ju, G., Li, Q., and Yan, K. X. (2024), “Varying-coefficient Spatial Dynamic Panel Data Models with Fixed Effects: Theory and Application,” *Journal of Econometrics*, 245, 105883.
- Hubert, L. and Arabie, P. (1985), “Comparing Partitions,” *Journal of Classification*, 2, 193–218.
- Kelejian, H. and Prucha, I. (1998), “A Generalized Spatial Two-Stage Least Squares Procedure for Estimating A Spatial Autoregressive Model with Autoregressive Disturbances,” *The Journal of Real Estate Finance and Economics*, 17, 99–121.
- Lam, C. and Souza, P. C. (2020), “Estimation and Selection of Spatial Weight Matrix in a Spatial Lag Model,” *Journal of Business & Economic Statistics*, 38, 693–710.
- LeSage, J. and Pace, R. (2009), *Introduction to Spatial Econometrics*, Boca Raton (USA): Chapman-Hall.

- Li, K. (2018), “Spatial Panel Data Models with Structural Change,” MPRA Paper 85388, University Library of Munich, Germany.
- (2022), “Threshold Spatial Autoregressive Model,” MPRA Paper 113568, University Library of Munich, Germany.
- Li, K. and Lin, W. (2024), “Threshold Spatial Autoregressive Model,” *Journal of Econometrics*, 244, 105841.
- Liang, X., Gao, J., and Gong, X. (2022), “Semiparametric Spatial Autoregressive Panel Data Model with Fixed Effects and Time-Varying Coefficients,” *Journal of Business & Economic Statistics*, 40, 1784–1802.
- Liu, W., Xiao, H., and Wu, W. B. (2013), “Probability and Moment Inequalities under Dependence,” *Statistica Sinica*, 23, 1257–1272.
- Pinkse, J., Slade, M. E., and Brett, C. (2002), “Spatial Price Competition: A Semiparametric Approach,” *Econometrica*, 70, 1111–1153, doi: 10.1111/1468-0262.00320.
- Rand, W. M. (1971), “Objective Criteria for the Evaluation of Clustering Methods,” *Journal of the American Statistical Association*, 66, 846–850.
- Sengupta, A. (2017), “Testing for a Structural Break in a Spatial Panel Model,” *Econometrics*, 5.
- Shao, X. (2010), “Nonstationarity-extended Whittle Estimation,” *Econometric Theory*, 26, 1060–1087.
- Sun, Y. (2016), “Functional-coefficient Spatial Autoregressive Models with Nonparametric Spatial Weights,” *Journal of Econometrics*, 195, 134–153.
- Sun, Y. and Malikov, E. (2018), “Estimation and Inference in Functional-coefficient Spatial Autoregressive Panel Data Models with Fixed Effects,” *Journal of Econometrics*, 203, 359–378.
- Tibshirani, R. (1996), “Regression Shrinkage and Selection via the Lasso,” *Journal of the Royal Statistical Society. Series B (Methodological)*, 58, 267–288.
- Tong, H. (1978), “On a Threshold Model in Pattern Recognition and Signal Processing,” *Pattern recognition and signal processing*, 575–586.
- Wang, H. and Leng, C. (2007), “Unified LASSO Estimation by Least Squares Approximation,” *Journal of the American Statistical Association*, 102, 1039–1048.

- Wang, H., Li, B., and Leng, C. (2009), “Shrinkage Tuning Parameter Selection with a Diverging Number of Parameters,” *Journal of the Royal Statistical Society Series B: Statistical Methodology*, 71, 671–683.
- Wang, T. and Samworth, R. J. (2017), “High Dimensional Change Point Estimation via Sparse Projection,” *Journal of the Royal Statistical Society Series B: Statistical Methodology*, 80, 57–83.
- Wu, W. B. (2005), “Nonlinear System Theory: Another Look at Dependence,” *Proceedings of the National Academy of Sciences*, 102, 14150–14154.
- (2011), “Asymptotic Theory for Stationary Processes,” *Statistics and Its Interface*, 4, 207–226.
- Zhang, Y. and Shen, D. (2015), “Estimation of Semi-parametric Varying-coefficient Spatial Panel Data Models with Random-effects,” *Journal of Statistical Planning and Inference*, 159, 64–80.
- Zhao, P. and Yu, B. (2006), “On Model Selection Consistency of Lasso,” *Journal of Machine Learning Research*, 7, 2541–2563.
- Zou, H. (2006), “The Adaptive Lasso and Its Oracle Properties,” *Journal of the American Statistical Association*, 101, 1418–1429.