
A DOUBLY ROBUST FRAMEWORK FOR ADDRESSING OUTCOME-DEPENDENT SELECTION BIAS IN MULTI-COHORT EHR STUDIES

RITOBAN KUNDU^{1*}, XU SHI¹, MICHAEL KLEINSASSER¹, LARS G. FRITSCHKE¹,
MAXWELL SALVATORE², BHRAMAR MUKHERJEE^{3,4}

¹Department of Biostatistics, University of Michigan, Ann Arbor, Michigan, U.S.A.

²Biomedical and Translational Informatics Laboratory, Perelman School of Medicine,
University of Pennsylvania, Philadelphia, Pennsylvania, U.S.A.

³Department of Biostatistics, Yale School of Public Health, New Haven, Connecticut, U.S.A.

⁴Department of Epidemiology (Chronic Disease), Yale School of Public Health, New Haven, Connecticut, U.S.A.

*Corresponding Author

April 3, 2025

Abstract

Selection bias can hinder accurate estimation of association parameters in binary disease risk models using non-probability samples like electronic health records (EHRs). The issue is compounded when participants are recruited from multiple clinics/centers with varying selection mechanisms that may depend on the disease/outcome of interest. Traditional inverse-probability-weighted (IPW) methods, based on constructed parametric selection models, often struggle with misspecifications when selection mechanisms vary across cohorts. This paper introduces a new Joint Augmented Inverse Probability Weighted (JAIPW) method, which integrates individual-level data from multiple cohorts collected under potentially outcome-dependent selection mechanisms, with data from an external probability sample. JAIPW offers double robustness by incorporating a flexible auxiliary score model to address potential misspecifications in the selection models. We outline the asymptotic properties of the JAIPW estimator, and our simulations reveal that JAIPW achieves up to five times lower relative bias and three times lower root mean square error (RMSE) compared to the best performing joint IPW methods under scenarios with misspecified selection models. Applying JAIPW to the Michigan Genomics Initiative (MGI), a multi-clinic EHR-linked biobank, combined with external national probability samples, resulted in cancer-sex association estimates closely aligned with national benchmark estimates. We also analysed the association between cancer and polygenic risk scores (PRS) in MGI to illustrate a situation where the exposure variable is not measured in the external probability sample.

Keywords: Data Integration, Doubly Robust, Inverse Probability Weighting (IPW), Joint Augmented Inverse Probability Weighted (JAIPW), Multi-Cohort Sampling, Selection Bias.

1 Introduction

Electronic Health Records (EHRs) are vital for clinical care, biomedical research, and managing population health. They support various tasks, such as analyzing disease-exposure associations, studying treatment patterns, and tracking patient outcomes. However, observational studies using EHR data often struggle with validity and generalizability due to biases such as selection bias, information bias, and confounding (Beesley et al., 2020). These systematic biases become more amplified in large datasets, a phenomenon termed the “curse of large n” (Kaplan et al., 2014; Bradley et al., 2021). Selection bias, in particular (Haneuse and Daniels, 2016; Beesley and Mukherjee, 2022), poses significant challenges in non-probability samples, such as the reported healthy volunteer bias in the UK Biobank, which skewed genetic association analyses (Schoeler et al., 2023). Recent work by Salvatore et al. (2024) tackled selection bias across multiple biobanks using weighting methods.

Kundu et al. (2024) posit a framework for analyzing selection bias using Directed Acyclic Graphs (DAGs) and proposed inverse probability weighted (IPW) methods that rely on external data from the target population. However, their approach assumes homogeneous sampling mechanism in the internal, non-probability EHR sample, which is an untenable assumption when recruitment is done through specialized clinics with distinct selection strategies. Heterogeneity in multi-center EHR data can result from various potential sources such as varying covariate distributions, differences in clinical and coding practices, differences in underlying patient population or through center-specific data harmonization choices. It often goes unrecognized in practice that heterogeneity can also result from differing recruitment mechanisms. While the problem of differing covariate distributions (Fu et al., 2020) and clinical practices (Leese et al., 2023) have been studied elsewhere, this paper specifically focuses on EHR heterogeneity introduced by different sampling mechanisms.

Our work is motivated by the Michigan Genomics Initiative (MGI) (Zawistowski et al., 2021; Zhang et al., 2023; Fritsche et al., 2018), a longitudinal repository at the University of Michigan that integrates EHRs with multi-modal data including germline genetics. Since 2012, MGI has recruited over 100,000 individuals through at least six major specialized clinics: MGI Anesthesiology (BB), MIPACT (Michigan Predictive Activity and Clinical Trajectories), MEND (Metabolism, Endocrinology, and Diabetes), MHB (Mental Health BioBank), PROMPT (PROviding Mental health Precision Treatment), and MY PART (a diverse cohort oversampling from Black, LatinX, Middle Eastern and North African populations), each sub-cohort giving rise to different participant profiles as a result of different patient selection mechanisms. This is common practice in hospital-based cohort building where some clinicians agree to enroll participants to a given biobanking effort. Our goal in the current paper is to derive principled inferential techniques that account for such sampling heterogeneity.

In Section 3.1, we introduce a joint estimating equation framework for estimating disease model parameters across multiple cohorts. In Section 3.2, we extend existing IPW methods to account for participant overlap across cohorts, a common occurrence in MGI where patients may be recruited through multiple clinics. Additionally, we implement meta-analysis of IPW estimates as an alternative to joint estimation. However, these IPW methods are susceptible to selection model misspecification, for example due to incorrect functional form of the selection model or the omission of relevant selection variables. This challenge persists even in single-center studies (Kundu et al., 2024), underscoring the need for robust methodologies to mitigate biases arising from such misspecification. In the causal inference literature, IPW estimators for Average Treatment Effect (ATE) are augmented with a prediction model for the outcome variable to improve efficiency and robustness, resulting in the widely known class of augmented inverse probability weighted (AIPW) estimators (Robins et al., 1994; Scharfstein et al., 1999) which are Doubly Robust (DR). Chen et al. (2020); Wu (2022); Chen et al. (2023) and Yang et al. (2020) focused on developing DR methods for estimating population means in presence of selection bias by integrating a single non-probability sample with individual-level data arising from external probability samples. Additionally, Cheng et al. (2021) and Rao et al. (2022) addressed the estimation of causal effects within the context of single center EHR data. Under a causal DR framework in EHR, Du et al. (2024) additionally studied the effect of selection bias for estimating average treatment effects.

Unlike standard AIPW contexts, where the primary goal is to estimate population means or treatment effects, our study focuses on estimating disease model association parameters while accounting for the influence of the disease or outcome on selection—an issue largely unaddressed in existing literature. In Section 3.3, we introduce a novel DR estimator tailored for estimating disease model parameters under outcome-dependent selection within a single cohort. The challenge of model misspecification becomes even more pronounced when multiple sub-cohorts with distinct selection mechanisms are combined, making the correct specification of all selection models impractical. To address this, in Section 3.5 we extend the DR framework to the Joint Augmented Inverse Probability Weighting (JAIPW) method, which ensures double robustness across multiple outcome-dependent selection mechanisms. We derive the asymptotic distributions and variance estimators for JAIPW estimates. We further propose a flexible non-parametric version of JAIPW for scenarios where the auxiliary score model may be highly complex. Extensive simulations (Section

4) and an application to MGI data (Section 5) demonstrate the superior performance of JAIPW compared to both joint IPW and meta-analyzed IPW methods.

2 Problem Setup and Notations

We focus on estimating the association between a binary disease indicator D and a set of covariates \mathbf{Z} ($p = \dim(\mathbf{Z})$) in a target population of size N within the context of EHR-based research. Our target population is considered a finite random sample drawn from a hypothetical infinite super-population, similar to the framework considered in Liu et al. (2025). We analyze data from K internal non-probability samples (cohorts) drawn from the same target population, where each cohort is represented by a binary selection indicator S_k for $k = 1, 2, \dots, K$. We allow for overlaps among cohorts, assuming that individual-level data can be shared across them. Figure 1 illustrates potential cohort overlap for $K = 3$. Within each cohort, the variables \mathbf{Z}_{1k} are those that only appear in the disease model, while \mathbf{Z}_{2k} are shared by both the disease and selection models. Across all cohorts, the full covariate set is consistently specified as $\mathbf{Z} = (1, \mathbf{Z}_{1k}, \mathbf{Z}_{2k})$, where the intercept term is explicitly included for ease of notation. The corresponding parameter vector is given by $\boldsymbol{\theta}_{\mathbf{Z}}$ which is of dimension $p + 1$. For example, suppose the goal is to estimate the effects of depression and diabetes on cancer using data from two cohorts. Cohort 1 primarily consists of diabetic patients, while Cohort 2 focuses on mental health patients. In this scenario, cancer (D) is the outcome variable, and the covariates (\mathbf{Z}) include depression and diabetes. In Cohort 1, \mathbf{Z}_{11} represents depression, and \mathbf{Z}_{12} represents diabetes. Conversely, in Cohort 2, \mathbf{Z}_{21} represents diabetes, and \mathbf{Z}_{22} represents depression. Hence the primary disease model in the target population is described by:

$$\text{logit}\{P(D = 1|\mathbf{Z})\} = \boldsymbol{\theta}'_{\mathbf{Z}}\mathbf{Z}. \quad (1)$$

Additionally, \mathbf{W}_k denotes the variables appearing exclusively in the selection model for cohort k . We also account for the possibility that the disease indicator D may influence the selection process. The cohort-specific selection probability is given by

$$P(S_k = 1|\mathbf{X}_k) = \pi_k(\mathbf{X}_k), \quad \mathbf{X}_k = (D, \mathbf{Z}_{2k}, \mathbf{W}_k),$$

where \mathbf{X}_k includes all the variables affecting selection indicator S_k directly. The selection mechanisms for each cohort are assumed to operate independently, conditioned on their selection variables. The composite selection indicator $S^{\text{mult}} = \max(S_1, S_2, \dots, S_K)$ captures overall selection into the study sample.

Our main goal is to estimate the parameters of the conditional distribution $D|\mathbf{Z}$, but we can only directly assess $D|\mathbf{Z}, S^{\text{mult}} = 1$ from the data. As shown by Beesley and Mukherjee (2022), the true model parameters and those from the naively fitted model (conditional on $S^{\text{mult}} = 1$) are related as follows:

$$\text{logit}(P(D = 1|\mathbf{Z}, S^{\text{mult}} = 1)) = \boldsymbol{\theta}'_{\mathbf{Z}}\mathbf{Z} + \log(r(\mathbf{Z})). \quad (2)$$

where $r(\mathbf{Z}) = \frac{P(S^{\text{mult}}=1|D=1,\mathbf{Z})}{P(S^{\text{mult}}=1|D=0,\mathbf{Z})}$ represents how the disease model covariates \mathbf{Z} affect the selection mechanism. Figure 2 illustrates the relationships among the disease and selection model variables through a selection DAG. While we considered the most general and complex DAG setup, in some cohorts, certain arrows may be absent and strengths of associations may vary. Unweighted logistic regression, as described in equation (2), typically leads to biased estimates of $\boldsymbol{\theta}_{\mathbf{Z}}$. Therefore in the next section we explore methods to reduce selection bias in the context of multi-cohort analysis.

3 Methods

3.1 IPW Methods

For each individual i in the target population, the combined selection probability is modeled as $\pi(\mathbf{X}_i^{\text{mult}}) = P(S_i^{\text{mult}} = 1 | \mathbf{X}_i^{\text{mult}})$, which represents the probability of being selected into at least one cohort, where $\mathbf{X}_i^{\text{mult}} = \mathbf{X}_{1i} \cup \mathbf{X}_{2i} \cup \dots \cup \mathbf{X}_{Ki}$. Assuming independent selection for each sample, conditional on $\mathbf{X}_i^{\text{mult}}$, we have:

$$\begin{aligned} \pi(\mathbf{X}_i^{\text{mult}}) &= P(\max(S_{1i}, S_{2i}, \dots, S_{Ki}) = 1 | \mathbf{X}_i^{\text{mult}}) = 1 - P[\max(S_{1i}, S_{2i}, \dots, S_{Ki}) = 0 | \mathbf{X}_i^{\text{mult}}] \\ &= 1 - [1 - \pi_1(\mathbf{X}_{1i})][1 - \pi_2(\mathbf{X}_{2i})] \dots [1 - \pi_K(\mathbf{X}_{Ki})]. \end{aligned} \quad (3)$$

With known cohort-specific selection propensity functions, $\pi_1(\cdot), \pi_2(\cdot), \dots, \pi_K(\cdot)$, we estimate the parameters θ_Z using a weighted logistic score equation:

$$\frac{1}{N} \sum_{i=1}^N \frac{S_i^{\text{mult}}}{\pi(\mathbf{X}_i^{\text{mult}})} \left\{ D_i \mathbf{Z}_i - \frac{e^{\theta_Z' \mathbf{Z}_i}}{(1 + e^{\theta_Z' \mathbf{Z}_i})} \mathbf{Z}_i \right\} = \mathbf{0}. \quad (4)$$

The consistency of the estimated parameters $\hat{\theta}_Z$, derived from equation (4), assuming known selection probabilities $\pi(\mathbf{X}_i^{\text{mult}})$, is demonstrated in supplementary section S2.1. Supplementary sections S2.2 and S2.3 provide the asymptotic distribution of $\hat{\theta}_Z$ and a consistent estimator for the asymptotic variance, with detailed proofs.

3.2 Extension of existing IPW methods for multiple non-probability samples

For non-probability samples, selection probabilities are typically unknown, necessitating the use of two-step joint IPW approaches. These approaches typically begin with estimating selection probabilities $\hat{\pi}(\mathbf{X}^{\text{mult}})$. Estimating each cohort's individual selection probabilities $\hat{\pi}_1(\mathbf{X}_1), \hat{\pi}_2(\mathbf{X}_2), \dots, \hat{\pi}_K(\mathbf{X}_K)$ using external information enables the construction of the overall joint selection probability $\hat{\pi}(\mathbf{X}^{\text{mult}})$ as defined in equation (3). Disease model parameters θ_Z are then estimated using the weighted score equation (4) where the true selection probabilities $\pi(\mathbf{X}^{\text{mult}})$ are replaced with $\hat{\pi}(\mathbf{X}^{\text{mult}})$.

To estimate cohort-specific selection models, we use selection propensity estimation techniques from [Kundu et al. \(2024\)](#), including Pseudolikelihood (PL) ([Chen et al., 2020](#)), Simplex Regression (SR) ([Beesley and Mukherjee, 2022](#)), Post-Stratification (PS) ([Holt and Smith, 1979](#)), and Calibration (CL) ([Wu, 2003](#)), extended to multi-cohort contexts and denoted by JPL, JSR, JPS, and JCL. The first two methods rely on access to individual-level data on selection variables from an external probability sample representing the target population, while the latter two rely on summary-level statistics of the selection variables. For example, in our data analysis in Section 5, our target population of interest is the adult US population (Age ≥ 18), hence NHANES (National Health and Nutrition Examination Survey) data is an excellent choice for using as an external probability sample. NHANES is a complex multi-stage survey that provides a representative sample of the U.S. civilian, non-institutionalized population. It includes extensive data on health and nutrition, physical examinations, laboratory tests, demographic and socioeconomic information, and responses to health-related questionnaires.

While the details of each joint IPW method is provided in supplementary sections S3, S4, S5 and S6, we illustrate our extension approach for one of them, namely JPL here. For JPL, we first specify a parametric form for $\pi_k(\mathbf{X}_k)$ as $\pi_k(\mathbf{X}_k, \alpha_k) = \frac{e^{\alpha_k' \mathbf{X}_k}}{1 + e^{\alpha_k' \mathbf{X}_k}}$, for $k = 1, 2, \dots, K$, where α_k parametrize the selection model function $\pi_k(\cdot)$. Selection parameters α_k are estimated using the pseudolikelihood estimating equation,

$$\frac{1}{N} \sum_{i=1}^N S_{ki} \mathbf{X}_{ki} - \frac{1}{N} \sum_{i=1}^N \left(\frac{S_{\text{ext},i}}{\pi_{\text{ext},i}} \right) \pi_k(\mathbf{X}_{ki}, \alpha_k) \mathbf{X}_{ki} = \mathbf{0},$$

where S_{ext} and π_{ext} denote the selection indicator variable and known sampling/design probabilities for the external probability sample. The second term of this estimating equation is estimated using the information from the external data. The Newton-Raphson method is used to solve for α_k in this equation. The internal selection probabilities $\pi_k(\mathbf{X}_{ki}, \alpha_k)$ are then estimated by plugging in estimated $\hat{\alpha}_k$ for all the cohorts. Using these probabilities and equation (3), we calculate the joint selection probability $\hat{\pi}(\mathbf{X}^{\text{mult}})$, which is used in the IPW equation (4) to estimate $\hat{\theta}_Z$. Proofs of consistency, asymptotic distribution, and variance estimator for $\hat{\theta}_Z$ under multiple selection mechanisms are detailed in Supplementary Section S3. Descriptions and asymptotic theory for the other three joint IPW methods are provided in supplementary sections S4, S5, and S6. However, consistent estimation of disease model parameters using all of these joint IPW methods requires the correct specification of selection models across all K cohorts, which is a challenging task in practice. Next, we propose JAIPW, which is Doubly Robust, to estimate disease model parameters while ensuring robustness against misspecified selection models.

3.3 AIPW method for a single study

We first propose our DR method for a single study with selection indicator S , disease covariates $\mathbf{Z} = (1, \mathbf{Z}_1, \mathbf{Z}_2)$ with corresponding $\boldsymbol{\theta}_{\mathbf{Z}} = (\theta_0, \boldsymbol{\theta}_1, \boldsymbol{\theta}_2)$ and selection variables \mathbf{X} , where $\mathbf{X} = (D, \mathbf{Z}_2, \mathbf{W})$. The standard DR estimating equation integrates a selection propensity score component with an outcome prediction model (auxiliary score model). However, when the outcome variable D directly influences the selection mechanism, the conventional auxiliary model—typically constructed based on the conditional distribution $P(D | \mathbf{X})$ —is misspecified, as $P(D = 1 | \mathbf{X}) \neq P(D = 1 | \mathbf{X}, S = 1)$. To overcome this issue, we identify disease model covariates that do not directly affect selection (\mathbf{Z}_1) and construct an auxiliary score model that captures the relationship between \mathbf{Z}_1 and \mathbf{X} , incorporating information from an external probability sample to improve robustness.

3.3.1 Construction of estimating equation

First, we define the auxiliary score component, which is incorporated with the selection propensity score to construct the DR estimating equation. In developing the auxiliary score model, we establish a necessary data requirement condition to ensure the consistency of the association parameter estimates obtained from the proposed AIPW method. Formally, we assume that:

Condition C1: \mathbf{Z}_1 is non-empty, which means there exist at least one covariate in the disease model in equation (1) which does not affect selection indicator S directly. Individual level data on selection variables \mathbf{X} is available in both the internal data and external probability data. Note that, we do not require the availability of \mathbf{Z}_1 in the external probability sample.

The construction of our DR estimating equation follows a similar approach to AIPW methods developed for handling missing data. In our method, we create a hypothetical scenario where \mathbf{Z}_1 is observed only in the internal sample, while the remaining variables, \mathbf{X} , are available for the entire population. We incorporate \mathbf{Z}_1 in our approach because it satisfies the conditional independence assumption $\mathbf{Z}_1 \perp\!\!\!\perp S | \mathbf{X}$. This means that \mathbf{Z}_1 is missing at random (MAR) when $S = 0$, as defined in Section 2. This is similar to the scenario considered in Chen et al. (2020), where they instead assumed that the outcome variable was missing was at random instead of \mathbf{Z}_1 in our case.

Since we have established the MAR framework, we formally specify the auxiliary score model using an approach similar to that proposed in Williamson et al. (2012). Specifically, we project the logistic regression score function of the disease model onto the space spanned by \mathbf{X} . The disease model score equation is: $\mathcal{U}(\boldsymbol{\theta}_{\mathbf{Z}}) = D\mathbf{Z} - \frac{e^{\boldsymbol{\theta}'_{\mathbf{Z}}\mathbf{Z}}}{1+e^{\boldsymbol{\theta}'_{\mathbf{Z}}\mathbf{Z}}}\mathbf{Z}$. We denote this projection as $\mathbf{f}(\mathbf{X}, \boldsymbol{\theta}_{\mathbf{Z}}) := \mathbb{E}(\mathcal{U}(\boldsymbol{\theta}_{\mathbf{Z}}) | \mathbf{X}, S = 1) = \mathbb{E}(\mathcal{U}(\boldsymbol{\theta}_{\mathbf{Z}}) | \mathbf{X})$. The first equality holds due to $\mathbf{Z}_1 \perp\!\!\!\perp S | \mathbf{X}$. Finally, the proposed DR estimating equation is given by:

$$\frac{1}{N} \sum_{i=1}^N \frac{S_i}{\pi(\mathbf{X}_i)} (\mathcal{U}_i(\boldsymbol{\theta}_{\mathbf{Z}}) - \mathbf{f}(\mathbf{X}_i, \boldsymbol{\theta}_{\mathbf{Z}})) + \frac{1}{N} \sum_{i=1}^N \mathbf{f}(\mathbf{X}_i, \boldsymbol{\theta}_{\mathbf{Z}}) = \mathbf{0}. \quad (5)$$

Since the second term cannot be estimated directly from available data, we replace it with $\frac{1}{N} \sum_{i=1}^N \frac{S_{\text{ext},i}}{\pi_{\text{ext},i}} \mathbf{f}_i(\mathbf{X}_i, \boldsymbol{\theta}_{\mathbf{Z}})$, which is possible due to availability of \mathbf{X} in the external probability sample as specified in Condition C1. The final DR estimating equation is:

$$\frac{1}{N} \sum_{i=1}^N \frac{S_i}{\pi(\mathbf{X}_i)} (\mathcal{U}_i(\boldsymbol{\theta}_{\mathbf{Z}}) - \mathbf{f}(\mathbf{X}_i, \boldsymbol{\theta}_{\mathbf{Z}})) + \frac{1}{N} \sum_{i=1}^N \frac{S_{\text{ext},i}}{\pi_{\text{ext},i}} \mathbf{f}_i(\mathbf{X}_i, \boldsymbol{\theta}_{\mathbf{Z}}) = \mathbf{0}. \quad (6)$$

It is important to note that the availability of \mathbf{Z}_1 in the external probability sample is not required. For instance, in the second data example in Section 5.4.2, \mathbf{Z}_1 , which corresponds to Polygenic Risk Scores (PRS), is available in the MGI data but not in the NHANES data. Even if \mathbf{Z}_1 were available in NHANES, which has a smaller sample size compared to the MGI, integrating both the datasets using an auxiliary score model would improve estimation efficiency, as demonstrated in the first data example in Section 5.4.1.

3.3.2 Estimation of the two components

The functional forms of the selection weight function $\pi(\mathbf{X})$ and the auxiliary score function $f(\mathbf{X}, \theta_{\mathbf{Z}})$ are rarely known a priori. Consequently, we need to estimate these functions.

Estimation of the Selection Model: We parameterize the selection model as $\pi(\mathbf{X}_i, \alpha)$ and estimate the selection probabilities using one of the four IPW methods—PL, SR, PS, or CL—outlined for a single cohort in Section 3.2. Let $q(\cdot)$ represent a function of $\alpha, \mathbf{X}_i, S_i, S_{\text{ext},i}$, derived as the selection estimating function from any of these IPW methods. For example in case of pseudolikelihood, $q(\alpha, \mathbf{X}_i, S_i, S_{\text{ext},i}, \pi_{\text{ext},i}) = \left[S_i \mathbf{X}_i - \left(\frac{S_{\text{ext},i}}{\pi_{\text{ext},i}} \right) \pi(\mathbf{X}_i, \alpha) \mathbf{X}_i \right]$. The general estimating equation for selection model estimation is then given by:

$$\frac{1}{N} \sum_{i=1}^N q(\alpha, \mathbf{X}_i, S_i, S_{\text{ext},i}, \pi_{\text{ext},i}) = \mathbf{0}. \quad (7)$$

Estimation of the Auxiliary Score Model - parametric approach: One can express:

$$f(\mathbf{X}, \theta_{\mathbf{Z}}) = \mathbb{E}(\mathcal{U}(\theta_{\mathbf{Z}}) | \mathbf{X}) = \int_{\mathbf{Z}_1} \mathcal{U}(\theta_{\mathbf{Z}}) f(\mathbf{Z}_1 | \mathbf{X}) d\mathbf{Z}_1. \quad (8)$$

In this approach, we assume a parametric distribution for $\mathbf{Z}_1 | \mathbf{X}$, parameterized by γ . The parameter γ is estimated using maximum likelihood estimation (MLE) based on this specified distribution. Let $p(\cdot)$ represent a function of $\gamma, \mathbf{X}_i, S_i, \mathbf{Z}_{1i}$, corresponding to the MLE score estimating function for γ . The MLE score equation is given by:

$$\frac{1}{N} \sum_{i=1}^N p(\gamma, \mathbf{X}_i, S_i, \mathbf{Z}_{1i}) = \mathbf{0}. \quad (9)$$

Once γ is estimated, we compute $\mathbb{E}(\mathcal{U}(\theta_{\mathbf{Z}}) | \mathbf{X})$ using equation (8). If integration proves overly complex due to high dimensionality, nonlinearity, or other factors, alternative strategies for approximation can be used. These may include numerical quadrature approximation or Monte Carlo methods. Evaluating the integral in equation (8) can be computationally challenging, especially with multivariate \mathbf{Z}_1 , and specifying the conditional distribution of $\mathbf{Z}_1 | \mathbf{X}$ parametrically can be difficult. Therefore, we offer an alternative way to model $\mathbb{E}(\mathcal{U}(\theta_{\mathbf{Z}}) | \mathbf{X})$ directly using assumption-lean flexible methods.

Non-parametric/Machine Learning approach for estimation of the auxiliary score model: For flexible modelling of auxiliary score function, we rewrite

$$\mathcal{U}(\theta_{\mathbf{Z}}) = D(1, \mathbf{Z}_1, \mathbf{Z}_2) - \frac{e^{\theta_0 + \theta'_1 \mathbf{Z}_1 + \theta'_2 \mathbf{Z}_2}}{1 + e^{\theta_0 + \theta'_1 \mathbf{Z}_1 + \theta'_2 \mathbf{Z}_2}} (1, \mathbf{Z}_1, \mathbf{Z}_2). \quad (10)$$

where $\mathbf{Z} = (1, \mathbf{Z}_1, \mathbf{Z}_2)$ and $\theta_{\mathbf{Z}} = (\theta_0, \theta_1, \theta_2)$. We can write the auxiliary score model as,

$$\mathbb{E}(\mathcal{U}(\theta_{\mathbf{Z}}) | \mathbf{X}) = f(\mathbf{X}, \theta_{\mathbf{Z}}) = [f_2(\mathbf{X}, \theta_{\mathbf{Z}}), f_1(\mathbf{X}, \theta_{\mathbf{Z}}), f_2(\mathbf{X}, \theta_{\mathbf{Z}}) \mathbf{Z}_2], \quad (11)$$

$$\text{where, } f_1(\mathbf{X}, \theta_{\mathbf{Z}}) = \mathbb{E} \left[\left(D \mathbf{Z}_1 - D \mathbf{Z}_1 \frac{e^{\theta_0 + \theta'_1 \mathbf{Z}_1 + \theta'_2 \mathbf{Z}_2}}{1 + e^{\theta_0 + \theta'_1 \mathbf{Z}_1 + \theta'_2 \mathbf{Z}_2}} \right) \middle| \mathbf{X} \right],$$

$$f_2(\mathbf{X}, \theta_{\mathbf{Z}}) = \mathbb{E} \left[\left(D - D \frac{e^{\theta_0 + \theta'_1 \mathbf{Z}_1 + \theta'_2 \mathbf{Z}_2}}{1 + e^{\theta_0 + \theta'_1 \mathbf{Z}_1 + \theta'_2 \mathbf{Z}_2}} \right) \middle| \mathbf{X} \right].$$

For modeling of both $f_1(\cdot)$ and $f_2(\cdot)$ it is natural to use non-parametric/machine learning algorithms, such as Random Forest or XGBoost, due to their inherent flexibility in capturing non-linear relationships and interactions. With such flexible modeling, we greatly reduce the problem of incorrect functional specification of $\mathcal{U}(\theta_{\mathbf{Z}}) | \mathbf{X}$. However omitted variables in \mathbf{X} in modeling $\mathcal{U}(\theta_{\mathbf{Z}}) | \mathbf{X}$ may still lead to misspecification since the conditional independence of \mathbf{Z}_1 and the selection indicator variable S fails to hold in this case. The estimation of disease model parameters $\theta_{\mathbf{Z}}$ using a

sufficiently flexible auxiliary score model is outlined in the form of an Algorithm in Section S7.7 of the Supplementary Materials. The flexibility can come at a cost of increased variance/decreased efficiency relative to situations where the correct parametric form is known and fitted.

Resultant Estimating Equation: The selection model parameter $\hat{\alpha}$ is estimated using equation (8). Since we provide methods for estimating the auxiliary score function using both parametric and non-parametric approaches, we use $\hat{f}(\mathbf{X}, \boldsymbol{\theta}_Z)$ to denote the estimated auxiliary score function in a general form. In the parametric case, it is given by $\hat{f}(\mathbf{X}, \boldsymbol{\theta}_Z) = \mathbf{f}(\mathbf{X}, \hat{\gamma}, \boldsymbol{\theta}_Z)$, where $\hat{\gamma}$ is estimated from equation (9). For flexible, non-parametric methods, $\hat{f}(\cdot)$ is estimated using equation (11). After estimating the two components, equation (6) can be expressed as:

$$\frac{1}{N} \sum_{i=1}^N \frac{S_i}{\pi(\mathbf{X}_i, \hat{\alpha})} \left(U_i(\boldsymbol{\theta}_Z) - \hat{f}(\mathbf{X}_i, \boldsymbol{\theta}_Z) \right) + \frac{1}{N} \sum_{i=1}^N \frac{S_{\text{ext},i}}{\pi_{\text{ext},i}} \hat{f}(\mathbf{X}_i, \boldsymbol{\theta}_Z) = \mathbf{0}. \quad (12)$$

Next we present the double robustness property of the proposed estimating equation (12).

3.3.3 Double Robustness Property

The following theorem establishes the double robustness property of the proposed estimating equation (10). Correct specification of the propensity score model implies that $P(S = 1 | \mathbf{X}) = \pi(\mathbf{X}, \alpha^*)$, where α^* represents the in-probability limit of $\hat{\alpha}$, estimated from equation (8). Similarly, correct specification of the parametric auxiliary score model requires that $\mathbb{E}(U(\boldsymbol{\theta}_Z) | \mathbf{X}) = \mathbf{f}(\mathbf{X}, \boldsymbol{\theta}_Z) = \mathbf{f}^*(\mathbf{X}, \boldsymbol{\theta}_Z) = \mathbf{f}(\mathbf{X}, \boldsymbol{\theta}_Z, \gamma^*)$, where γ^* is the in-probability limit of $\hat{\gamma}$, estimated from equation (9). For flexible, non-parametric approaches, correct specification of the auxiliary score model implies that $\mathbb{E}(U(\boldsymbol{\theta}_Z) | \mathbf{X}) = \mathbf{f}(\mathbf{X}, \boldsymbol{\theta}_Z) = \mathbf{f}^*(\mathbf{X}, \boldsymbol{\theta}_Z)$, where $\mathbf{f}^*(\mathbf{X}, \boldsymbol{\theta}_Z)$ denotes the limit in L_2 norm in probability of the estimated function $\hat{f}(\mathbf{X}, \boldsymbol{\theta}_Z)$, obtained from equation (11).

Theorem 3.1. *Under condition C1 in the main text and standard regularity assumptions A1, A2, A3, A5, A6, and A10.1 for $K = 1$, in Supplementary Section S1 and assuming either the selection propensity model, specified by $\pi(\mathbf{X}, \alpha^*)$ or the auxiliary score model specified by $\mathbf{f}^*(\mathbf{X}, \boldsymbol{\theta}_Z)$, or both, are correctly specified, $\hat{\boldsymbol{\theta}}_Z$ estimated using equation (12) is consistent for $\boldsymbol{\theta}_Z^*$ as $N \rightarrow \infty$.*

The proof of this theorem is presented in Supplementary Section S7.1. In the next section, we extend the proposed method to the multiple-cohort setting. We first consider the scenario without cohort overlap and subsequently, in Section 3.5, establish our method for the setting of primary interest—multiple cohorts with overlap.

3.4 Extension 1: JAIPW for K cohorts with no overlap

In the multi-cohort setting without overlap, we assume that each individual in the population belongs to at most one cohort. This results in a non-overlapping structure where, for an individual i in the finite target population assigned exclusively to cohort k , the composite selection indicator S_i^{mult} reduces to the cohort-specific selection indicator S_{ki} .

Next, we extend the AIPW method from the previous section to accommodate this no-overlap scenario. In this case, the construction of the selection model is straightforward, as the composite selection probability $\pi(\mathbf{X}_i^{\text{mult}})$ for an individual i in the target population is simply the selection probability specific to their cohort, $\pi_k(\mathbf{X}_{ki})$, where individual i belongs exclusively. To construct the auxiliary score model, we assume the following Condition C2, which is an extension of Condition C1.

Condition C2: For all $k \in \{1, 2, \dots, K\}$, \mathbf{Z}_{1k} is non-empty in cohort k , meaning that there exists at least one covariate in the disease model (as defined in Equation (1)) that does not directly influence the selection indicator S_k . Please note that this variable can differ from one cohort to another. Additionally, for all $k \in \{1, 2, \dots, K\}$, individual-level data on the selection variables \mathbf{X}_k is available in both the internal cohort-specific data and the external probability data.

Hence, in this case, a cohort-specific auxiliary score model can be constructed based on the relationship between \mathbf{Z}_{1k} and the selection variables \mathbf{X}_k , since $\mathbf{Z}_{1k} \perp\!\!\!\perp S_k | \mathbf{X}_k$. We define $\mathbf{f}_k(\mathbf{X}_k, \boldsymbol{\theta}_Z) = \mathbb{E}(U(\boldsymbol{\theta}_Z) | \mathbf{X}_k, S_k = 1) = \mathbb{E}(U(\boldsymbol{\theta}_Z) | \mathbf{X}_k)$. This formulation enables the construction of cohort-specific DR estimating equations using equation (6) repeatedly for each cohort. By summing these cohort-specific equations across all cohorts, we obtain the final DR

estimating equation for the combined sample, allowing for the estimation of θ_Z :

$$\frac{1}{N} \sum_{k=1}^K \left[\sum_{i=1}^N \frac{S_{ik}}{\pi_k(\mathbf{X}_{ki})} \cdot (\mathcal{U}_i(\theta_Z) - \mathbf{f}_k(\mathbf{X}_{ki}, \theta_Z)) + \sum_{i=1}^N \frac{S_{\text{ext},i}}{\pi_{\text{ext},i}} \cdot \mathbf{f}_k(\mathbf{X}_{ki}, \theta_Z) \right] = \mathbf{0}. \quad (13)$$

3.4.1 Nuisance parameter estimation

For cohort k , we parameterize the selection model $\pi_k(\mathbf{X}_{ki})$ using α_k . The estimation of α_k for each cohort follows the single-cohort selection model equation (7). For parametric estimation of the auxiliary score model, we parameterize $\mathbf{f}_k(\mathbf{X}_{ki}, \theta_Z)$ using γ_k . The estimation of γ_k in the parametric setting is performed using the single-cohort auxiliary score equation (9), while for flexible, non-parametric estimation, we employ equation (11).

3.4.2 Double Robustness Property

The following theorem establishes the double robustness property of the proposed estimating equation (13). The correct specifications of $\pi_1(\cdot), \pi_2(\cdot), \dots, \pi_K(\cdot)$ and $\mathbf{f}_1(\cdot), \mathbf{f}_2(\cdot), \dots, \mathbf{f}_K(\cdot)$ are defined in the same manner as in the single-cohort case, as outlined in Section 3.3.3.

Theorem 3.2. *Under condition C2 in the main text and standard regularity assumptions A1, A2, A3, A5, A6, and A10.1, in Supplementary Section S1 and assuming for each cohort $k \in \{1, 2, \dots, K\}$ either the selection propensity models, specified by $\pi_k(\mathbf{X}_k, \alpha_k^*)$ or the auxiliary score models specified by $\mathbf{f}_k^*(\mathbf{X}_k, \theta_Z)$, or both, are correctly specified, $\hat{\theta}_Z$ estimated using equation (13) is consistent for θ_Z^* as $N \rightarrow \infty$.*

The proof of this theorem is presented in Supplementary Section S7.2.

3.5 Principal Extension : JAIPW for K cohorts with Overlap

In this section, we extend the proposed AIPW estimator from the previous section to the framework introduced in Section 2, accommodating K cohorts with potential overlap. This extension accounts for cohort-specific selection mechanisms while ensuring robustness through the incorporation of auxiliary score model across multiple cohorts. Since we allow overlap among the K cohorts, we impose a more stringent version of Condition C1, formally specified as follows:

Condition C3: $\mathbf{Z}_{1\cap} := \mathbf{Z}_{11} \cap \mathbf{Z}_{12} \cap \dots \cap \mathbf{Z}_{1K}$ is non-empty which means there exists a common covariate in the disease model across all cohort which does not affect S_1, S_2, \dots, S_K directly. Individual level data on the combined selection variables \mathbf{X}^{mult} are available in both the combined internal data and external probability data.

3.5.1 Estimating Equation for JAIPW

In this scenario, we define the auxiliary score component of the DR estimating equation by projecting the logistic regression score function of the disease model onto the space spanned by \mathbf{X}^{mult} . This projection is denoted as $\mathbb{E}(\mathcal{U}(\theta_Z) \mid \mathbf{X}^{\text{mult}}, S^{\text{mult}} = 1) = \mathbb{E}(\mathcal{U}(\theta_Z) \mid \mathbf{X}^{\text{mult}}) = \mathbf{f}(\mathbf{X}^{\text{mult}}, \theta_Z)$. To derive the first equality, we note that $\mathbf{Z}_{1k} \perp\!\!\!\perp S_k \mid \mathbf{X}_k$ for all $k = 1, 2, \dots, K$, based on the definition of \mathbf{Z}_{1k} in Section 2. From this, we infer: $S_k \perp\!\!\!\perp \mathbf{Z}_{1k} \mid \mathbf{X}^{\text{mult}} \implies S_k \perp\!\!\!\perp \mathbf{Z}_{1\cap} \mid \mathbf{X}^{\text{mult}} \implies S^{\text{mult}} = \max(S_1, S_2, \dots, S_K) \perp\!\!\!\perp \mathbf{Z}_{1\cap} \mid \mathbf{X}^{\text{mult}}$. Thus, in the multi-cohort setting, the proposed DR estimating equation is constructed under the MAR assumption for $\mathbf{Z}_{1\cap}$ instead of \mathbf{Z}_1 , as was the case in the single-cohort scenario. Consequently, the final DR estimating equation for the multi-cohort case is obtained with a slight modification of equation (6), given by:

$$\frac{1}{N} \sum_{i=1}^N \frac{S_i^{\text{mult}}}{\pi(\mathbf{X}_i^{\text{mult}})} (\mathcal{U}_i(\theta_Z) - \mathbf{f}(\mathbf{X}_i^{\text{mult}}, \theta_Z)) + \frac{1}{N} \sum_{i=1}^N \frac{S_{\text{ext},i}}{\pi_{\text{ext},i}} \mathbf{f}(\mathbf{X}_i^{\text{mult}}, \theta_Z) = \mathbf{0}. \quad (14)$$

Estimation : For estimating the selection components of the DR estimating equation, we utilize one of the four joint IPW methods—JPL, JSR, JPS, or JCL—to estimate the parameter α^{mult} , defined by

$$\frac{1}{N} \sum_{i=1}^N \mathbf{q}(\alpha^{\text{mult}}, \mathbf{X}_i^{\text{mult}}, S_i^{\text{mult}}, S_{\text{ext},i}, \pi_{\text{ext},i}) = \mathbf{0}, \quad (15)$$

where $\alpha^{\text{mult}} = (\alpha_1, \alpha_2, \dots, \alpha_K)$ represents the selection model parameters across cohorts.

For parametric estimation of the auxiliary score, we specify a parametric distribution for $\mathbf{Z}_{1\cap} | \mathbf{X}^{\text{mult}}$, parameterized by γ^{mult} . The parameter γ^{mult} is estimated using the MLE score function derived from the assumed parametric distribution of $\mathbf{Z}_{1\cap} | \mathbf{X}^{\text{mult}}$:

$$\frac{1}{N} \sum_{i=1}^N \mathbf{p}(\gamma^{\text{mult}}, \mathbf{X}_i^{\text{mult}}, S_i^{\text{mult}}, \mathbf{Z}_{1\cap,i}) = \mathbf{0}. \quad (16)$$

For the non-parametric version of auxiliary score estimation, the framework remains identical to the single-cohort case, except that $f_1(\cdot)$ and $f_2(\cdot)$ in equation (12) are now defined as:

$$\begin{aligned} f_1(\mathbf{X}^{\text{mult}}, \boldsymbol{\theta}_Z) &= \mathbb{E} \left[\left(D\mathbf{Z}_{1\cap} - D\mathbf{Z}_{1\cap} \frac{e^{\theta_0 + \boldsymbol{\theta}'_{\mathbf{Z}_{1\cap}} \mathbf{Z}_{1\cap} + \boldsymbol{\theta}'_{\mathbf{Z}_{-1\cap}} \mathbf{Z}_{-1\cap}}}{1 + e^{\theta_0 + \boldsymbol{\theta}'_{\mathbf{Z}_{1\cap}} \mathbf{Z}_{1\cap} + \boldsymbol{\theta}'_{\mathbf{Z}_{-1\cap}} \mathbf{Z}_{-1\cap}}} \right) \middle| \mathbf{X}^{\text{mult}} \right] \\ f_2(\mathbf{X}^{\text{mult}}, \boldsymbol{\theta}_Z) &= \mathbb{E} \left[\left(D - D \frac{e^{\theta_0 + \boldsymbol{\theta}'_{\mathbf{Z}_{1\cap}} \mathbf{Z}_{1\cap} + \boldsymbol{\theta}'_{\mathbf{Z}_{-1\cap}} \mathbf{Z}_{-1\cap}}}{1 + e^{\theta_0 + \boldsymbol{\theta}'_{\mathbf{Z}_{1\cap}} \mathbf{Z}_{1\cap} + \boldsymbol{\theta}'_{\mathbf{Z}_{-1\cap}} \mathbf{Z}_{-1\cap}}} \right) \middle| \mathbf{X}^{\text{mult}} \right] \end{aligned}$$

where $\mathbf{Z}_{-1\cap} = \mathbf{Z} / \mathbf{Z}_{1\cap}$.

3.5.2 Double Robustness Property

The following theorem establishes the double robustness property of the proposed estimating equation (15). The correct specifications of $\pi(\cdot)$ and $\mathbf{f}(\cdot)$ are defined in the same manner as in the single-cohort case, as outlined in Section 3.3.3.

Theorem 3.3. *Under condition C3 in the main text and standard regularity assumptions A1, A2, A3, A5, A6, and A10.2 in Supplementary Section S1 and assuming either the selection propensity model specified by $\pi(\mathbf{X}^{\text{mult}}, \alpha^{\text{mult}*})$ or the auxiliary score model specified by $\mathbf{f}^*(\mathbf{X}^{\text{mult}}, \boldsymbol{\theta}_Z)$, or both, is correctly specified, $\hat{\boldsymbol{\theta}}_Z$ estimated using equation (13) is consistent for $\boldsymbol{\theta}_Z^*$ as $N \rightarrow \infty$.*

The proof of this theorem is provided in Supplementary Section S7.3.

3.5.3 Variance Estimation

In this section, we discuss the variance estimation of $\hat{\boldsymbol{\theta}}_Z$ using JAIPW in the presence of cohort overlap. The variance estimators for the single-cohort case can be directly obtained by setting $K = 1$. For the multi-cohort scenario without overlap, the derivation of the asymptotic variance estimator follows a similar approach to that used in the overlapping cohort case.

Parametric Estimation in the Auxiliary Score Model: In the following theorem, we derive the asymptotic distribution of $\hat{\boldsymbol{\theta}}_Z$ using JAIPW in the presence of cohort overlap.

Theorem 3.4. *Under assumptions of Theorem 3.3, the asymptotic distribution of $\hat{\boldsymbol{\theta}}_Z$ using JAIPW is given by*

$$\sqrt{N}(\hat{\boldsymbol{\theta}}_Z - \boldsymbol{\theta}_Z^*) \xrightarrow{d} \mathcal{N}(\mathbf{0}, V),$$

where

$$V = (G_{\boldsymbol{\theta}_Z^*})^{-1} \mathbb{E}[\mathbf{g} + G_{\alpha^{\text{mult}*}, \gamma^{\text{mult}*}} \boldsymbol{\Psi}][\mathbf{g} + G_{\alpha^{\text{mult}*}, \gamma^{\text{mult}*}} \boldsymbol{\Psi}]' (G_{\boldsymbol{\theta}_Z^*}^{-1})' \quad (17)$$

and $\mathbf{g} = \frac{S^{\text{mult}}}{\pi(\mathbf{X}^{\text{mult}}, \boldsymbol{\alpha}^{\text{mult}*})} \left[\mathbf{U}(\boldsymbol{\theta}_{\mathbf{Z}}^*) - \mathbf{f}(\mathbf{X}^{\text{mult}}, \boldsymbol{\theta}_{\mathbf{Z}}^*, \boldsymbol{\gamma}^{\text{mult}*}) \right] + \frac{S_{\text{ext}}}{\pi_{\text{ext}}} f(\mathbf{X}^{\text{mult}}, \boldsymbol{\theta}_{\mathbf{Z}}^*, \boldsymbol{\gamma}^{\text{mult}*})$. The matrices $G_{\boldsymbol{\theta}_{\mathbf{Z}}^*}$ and $G_{\boldsymbol{\alpha}^{\text{mult}*}, \boldsymbol{\gamma}^{\text{mult}*}}$ are defined as the expectations of the first-order gradients of \mathbf{g} with respect to $\boldsymbol{\theta}_{\mathbf{Z}}$ and $(\boldsymbol{\alpha}^{\text{mult}}, \boldsymbol{\gamma}^{\text{mult}})$ respectively evaluated at their true values. Similarly, the function \mathbf{h} consists of the joint estimating equations for the nuisance parameters $(\boldsymbol{\alpha}^{\text{mult}}, \boldsymbol{\gamma}^{\text{mult}})$, while H is the Jacobian matrix of \mathbf{h} with respect to those parameters. The quantity $\boldsymbol{\Psi}$ is given by $\boldsymbol{\Psi} = -H^{-1}\mathbf{h}$, evaluated at the true values of the nuisance parameters.

The proof of this theorem along with the explicit expressions of the above terms is provided in Supplementary Section S7.4, with the corresponding asymptotic variance estimator provided in Supplementary Section S7.5. Notably, the asymptotic distribution and variance estimator derived in these sections remain valid even if one of the two models used in the estimator is misspecified. This robustness is ensured by incorporating the variance contributions from the nuisance parameters in the derivations.

Flexible Estimation in the Auxiliary Score Model: Variance estimation in this setting is particularly complex due to the flexibility allowed in the non-parametric estimation of the auxiliary score model. Computing all components related to the nuisance parameters in the expression of V in Theorem 3.4 becomes highly intricate. However, under the special case where both the selection and auxiliary score models are correctly specified, one can show that the expectation of the Gâteaux derivative of the estimating function \mathbf{g} with respect to the nuisance parameters (π, \mathbf{f}) , evaluated at their true values (π^*, \mathbf{f}^*) , becomes zero. This establishes the Neyman orthogonality property of the proposed DR estimating equation (14). For instance, in the case of parametric estimation, the Gâteaux derivative simplifies to the matrix $G_{\boldsymbol{\alpha}^{\text{mult}*}, \boldsymbol{\gamma}^{\text{mult}*}}$ in equation (17) such that $G_{\boldsymbol{\alpha}^{\text{mult}*}, \boldsymbol{\gamma}^{\text{mult}*}} = 0$.

Intuitively, Neyman orthogonality holds because the two parts of the estimating function \mathbf{g} are designed to cancel out each other's errors when the nuisance models are correctly specified. The auxiliary function \mathbf{f} captures the expected value of the score given the covariates, so the residual $\mathcal{U}(\boldsymbol{\theta}_{\mathbf{Z}}) - \mathbf{f}(\cdot)$ has mean zero. At the same time, the internal and external sample weights are constructed to be consistent with the same target population—meaning the weighted contributions from the two samples are calibrated to match in expectation. As a result, any small perturbation in the selection model π or the auxiliary score function \mathbf{f} has no first-order effect on the expected value of \mathbf{g} . This cancellation is what characterizes the Neyman orthogonality property.

The detailed proof of this property is provided in Supplementary Section S7.6. As a result of Neyman orthogonality, we derive an asymptotic variance estimator for $\widehat{\boldsymbol{\theta}}_{\mathbf{Z}}$ that disregards the contribution from nuisance parameter estimation, provided both models are correctly specified. The construction of this variance estimator is also detailed in Supplementary Section S7.6. However, if either the selection model or the auxiliary score model is misspecified, the orthogonality property fails to hold, and the resulting variance estimator may be biased. In such cases, one must rely on standard bootstrap methods to account for the variability introduced by nuisance parameter estimation.

3.6 Meta Analysis of IPW and AIPW methods

Meta-analysis is a standard statistical technique used to combine estimates from multiple studies with an underlying common parameter of interest. It aims to provide a more precise estimate of the estimand by pooling estimates from multiple studies. Fixed-effects and random-effects meta-analysis (Borenstein et al., 2010) are two common statistical approaches for meta analysis. In our case we only consider fixed/common effect inverse variance weighted estimators of the four IPW and the AIPW methods described above. The details for this method are provided in supplementary section S8.

4 Simulation Study

4.1 Basic Setup

We simulated a population of 50,000 individuals across $K = 3$ cohorts, with three disease model covariates $\mathbf{Z} = (Z_1, Z_2, Z_3)$. The disease outcome D was generated using the logistic model: $D \mid Z_1, Z_2, Z_3 \sim \text{Ber} \left(\frac{e^{\theta_0 + \theta_1 Z_1 + \theta_2 Z_2 + \theta_3 Z_3}}{1 + e^{\theta_0 + \theta_1 Z_1 + \theta_2 Z_2 + \theta_3 Z_3}} \right)$, with $\theta_0 = -2$, $\theta_1 = 0.35$, $\theta_2 = 0.45$, and $\theta_3 = 0.25$. The covariates in the disease and selection models varied by cohort, e.g., $\mathbf{Z}_{11} = Z_1$, $\mathbf{Z}_{12} = (Z_1, Z_2)$, $\mathbf{Z}_{13} = (Z_1, Z_3)$, $\mathbf{Z}_{21} = (Z_2, Z_3)$, $\mathbf{Z}_{22} = Z_3$, $\mathbf{Z}_{23} = Z_2$, and the selection-specific variables W_k were simulated as conditional on \mathbf{Z} and D . We examined two simulation scenarios differing in the complexity of the selection model $\pi(\mathbf{X}^{\text{mult}})$. The first scenario included only main effects, while the second introduced interaction terms in the selection models. We evaluated both correct and incorrect

specifications of the selection and auxiliary score models. In both scenarios, S_1 depended on Z_2, Z_3, W_1 , and D ; S_2 on Z_3, W_2 , and D ; and S_3 on Z_2 and W_3 . In the second scenario, interaction terms were added between the selection variables. We implemented unweighted logistic regression (with and without cohort-specific intercepts), all joint IPW methods, the proposed DR JAIPW with a flexible machine-learning based auxiliary score model, and meta-analysis of IPW methods. Due to computational complexity, we did not implement AIPW with meta-analysis, as the variance estimation via bootstrap essential to compute the inverse variance weighted estimator was computationally intensive for each simulation iteration. Further simulation details are available in Supplementary Section S9.1.

4.2 Assessing Robustness under Different Degrees of Model Misspecification

Selection Model: For the individual-level methods (JPL, JSR, and JAIPW), we estimated the selection model under four simulation scenarios: (1) all cohort models correctly specified, (2) one model misspecified (Cohort 3), (3) two models misspecified (Cohorts 2 and 3), and (4) all models misspecified. In Setup 1 (main effects only, no interactions), misspecification involved ignoring D in the first two cohorts and Z_2 in the third. In Setup 2, all interaction terms were ignored. For JPS, we used two approaches: assuming the exact joint distribution of discretized selection variables or approximating joint probabilities using the product of marginals. For details of JPS implementation, look at Supplementary Section S9.2. The JCL model was fitted without interaction terms due to practical constraints, resulting in correct specification in Setup 1 and incorrect specification in Setup 2.

Auxiliary Score Model: In both simulation scenarios, $Z_{1\cap} = Z_1$. To model the auxiliary score, we used the non-parametric JAIPW method, employing XGBoost for the auxiliary score component. This method was fitted with and without the inclusion of the disease indicator D , representing correct and incorrect specifications of the auxiliary score model.

4.3 Evaluation Metrics for Comparing Methods

In all simulation setups, we compared percentage relative bias, and relative mean squared error (RMSE) for θ_1, θ_2 , and θ_3 across two variations of unweighted logistic regression (without and with cohort specific intercepts), joint IPW methods, JAIPW, and the meta-analyzed unweighted and IPW methods. Estimated bias and percentage relative bias for a parameter θ using $\hat{\theta}$ are defined as: Estimated Bias($\theta, \hat{\theta}$) = $\left[\frac{1}{R} \sum_{r=1}^R (\hat{\theta}_r - \theta) \right] \times 100$ and Relative Bias %($\theta, \hat{\theta}$) = $\frac{|\text{Bias}(\theta, \hat{\theta})|}{|\theta|} \times 100$, where $\hat{\theta}_r$ is the estimate of θ in the r^{th} simulated dataset, $r = 1, 2, \dots, R$. RMSE of $\hat{\theta}$ with respect to the unweighted estimator without cohort-specific intercepts, $\hat{\theta}_{\text{naive}}$ is defined as: $\text{RMSE}(\hat{\theta}, \hat{\theta}_{\text{naive}}) = \frac{\sum_{r=1}^R (\hat{\theta}_r - \theta)^2}{\sum_{r=1}^R (\hat{\theta}_{\text{naive}, r} - \theta)^2}$. To assess the performance of the variance estimators for all methods, we compared the average of estimated standard errors with the simulation-based Monte Carlo standard error estimates and further evaluated the coverage probabilities corresponding to these variance estimators.

4.4 Simulation Results

In this section, we present results for Setup 2, where both main and interaction effects are included in the selection models. Results for Setup 1 (main effects only) are provided in Supplementary Section S9.3. In both cases we consider correctly and incorrectly specified selection and auxiliary score models.

4.4.1 Parameter Estimation

Tables 1 and Supplementary Table S1 summarize results for joint and meta analyzed methods respectively from Setup 2, incorporating interaction terms into the selection model.

Unweighted Method: The unweighted logistic regression without cohort-specific intercepts showed significant relative biases, exceeding 30% for both θ_2 and θ_3 . Including cohort-specific intercepts which may be a natural analytic strategy, further increased biases and RMSEs.

Joint IPW: With correctly specified selection models, JPL showed higher biases for θ_2 (6.59%) and θ_3 (4.92%) than JSR. JPL also had higher RMSEs, up to 0.97 compared to 0.35 for JSR. Biases and RMSEs increased as more selection models were misspecified. For example, in JPL, biases for θ_1 and θ_3 were 2 and 1.70, respectively, while in JSR they

were 1.47 and 1.43. JPS with approximate joint probabilities showed high biases (48.44%) and RMSEs (2.24), and JCL struggled due to its inability to handle interactions.

JAIPW: JAIPW had similar biases to JPL and JSR when the selection models were correctly specified but had much lower RMSEs, indicating lower variance. When selection models were misspecified but the auxiliary score model was correct, JAIPW showed lower biases (1.72%, 4.94%, and 6.76%) and RMSEs (0.34, 0.17, and 0.24), demonstrating robustness. We observe in this case, that JAIPW achieves up to five times lower relative bias and three times lower root mean square error (RMSE) compared to the best performing joint IPW methods under scenarios with misspecified selection models.

Meta-Analyzed IPW: Meta-analyzed PL and SR had greater biases and RMSEs than joint methods, with Meta-analyzed PL reaching an RMSE of 1.81 compared to 0.97 for JPL, even with correctly specified selection models.

4.4.2 Variance Estimation:

From Supplementary Table S2 we observe that, JPL and JSR had lower biases in standard error estimates compared to JAIPW. JAIPW achieved coverage probabilities around 0.95. JPS with exact joint probabilities had low bias but poor coverage for θ_3 (0.25). JCL had very low coverage probabilities due to misspecification, despite low bias in standard error estimates.

4.4.3 Summary Takeaways

The individual-level IPW methods, JPL and JSR, show negligible biases when all selection models are correctly specified, with low RMSEs in the first setup (main effects only). However, in the setup with interaction terms, variance increases significantly for both methods, leading to higher RMSEs, even when selection models are correctly specified in our analysis. As more selection models are misspecified, both bias and RMSE increase for JPL and JSR. While JPL and JSR outperform JPS under correct selection model specification, JPS performs better when selection models are misspecified. JCL behaves similarly to JPL, but in the interaction scenario, JCL struggles due to reliance on marginal distribution data from the target population, causing selection model misspecification. Joint methods (JPL, JSR, JPS, and JCL) generally show lower biases and RMSEs compared to meta-analyzed counterparts, possibly due to finite sample effects.

In Setup 1, when only main effects are included in the selection model, JAIPW shows slightly higher biases and RMSEs than JPL and JSR with correct selection models due to its non-parametric auxiliary score function. However, JAIPW outperforms both in bias and RMSE when the auxiliary score model is accurate and selection models are misspecified. The benefits of JAIPW are even more evident in Setup 2, which includes interaction terms. Here, JAIPW maintains similar biases but significantly lower RMSEs than JPL and JSR when selection models are correctly specified, demonstrating its effectiveness with selection models containing interactions between the selection variables. Overall, JAIPW consistently offers reduced bias and RMSE in both setups when dealing with incorrect selection models, and it performs better than IPW methods in scenarios with interaction terms in the selection models, regardless of model specification.

5 Data Example - Multi clinic recruitment in MGI

5.1 Introduction

In this section, we use data from MGI, a large biobank that links biosamples to EHRs at the University of Michigan. Since 2012, MGI has recruited over 100,000 participants across six specialized clinics: MGI Anesthesiology, MIPACT (Michigan Predictive Activity and Clinical Trajectories), MEND (Metabolism, Endocrinology, and Diabetes), MHB2 (Mental Health BioBank), PROMPT (PROviding Mental Health Precision Treatment), and MY PART (Michigan and You – Partnering to Advance Research Together, a diverse cohort that oversamples Black, Latino/a or LatinX, Middle Eastern, and North African populations). We conduct two analyses using MGI data. For both analyses, we use NHANES 2017-18 as an external probability sample to obtain a representative data on the selection variables. The post-stratification and calibration weights were calculated using age-specific and marginal statistics from SEER (Surveillance, Epidemiology, and End Results), the U.S. Census, and the CDC (Centers for Disease Control). In the first analysis, we investigate the association between cancer (D) and biological sex (Z_1), both unadjusted and adjusted for age (Z_2). The unadjusted log-odds ratio is compared to benchmark SEER data (2008-2016), which show lower cancer risk for women than men, with marginal log-odds ratios ranging from -0.24 to -0.07.

In the second analysis, we estimate the age-adjusted association (Z_2) between cancer (D) and the Polygenic Risk Scores (PRS) for having any cancer based on summary data from the UK Biobank (Z_1) (<https://www.pgscatalog.org/score/PGS000356/>). Unlike in Analysis 1, no external reference data (such as SEER) is available to compare method performance for estimating the association of PRS with cancer. However, this example illustrates a scenario where information on Z_1 (cancer PRS in this case) is not available from the target population or any external probability sample.

5.2 Data Descriptive Statistics

Analysis 1: For this analysis, we used data from four MGI cohorts (MGI Anesthesiology, MIPACT, MEND, MHB) collected up to August 2022. The MY PART and PROMPT cohorts were excluded due to small sample sizes, leaving a total of 80,371 participants: 69,294 from MGI Anesthesiology, 5,821 from MIPACT, 3,303 from MEND, and 1,953 from MHB. Cancer prevalence varied across cohorts: 52.2% in MGI Anesthesiology, 24.7% in MIPACT, 35.8% in MEND, and 16.8% in MHB. The distribution of biological sex was relatively consistent, except for MHB, where females comprised 62.7% of the cohort. The heterogeneity in descriptive statistics across relevant variables for each cohort is summarized in details in Table 2.

Analysis 2: In this analysis, we use genotyped MGI data from 2018, comprising 38,360 participants. The analysis employs the LASSOSUM polygenic risk score (PRS), which demonstrated the highest predictive power in previous studies (Fritsche et al., 2020). To select the tuning parameters for LASSOSUM PRS, the data were divided into training and testing sets, with parameter selection performed exclusively on the training set. To prevent overfitting, the final analysis was conducted on the testing set, which consisted of 15,291 individuals. Since this dataset is a subset of the 2018 MGI cohort, the analysis focuses on the MGI Anesthesiology cohort. The prevalence of cancer in this sample is approximately 68%.

5.3 Specifics of Model Fitting

Analysis 1: For each MGI cohort, distinct covariates (W_K) were linked to different selection processes (see Figure 4). We applied the four joint IPW methods under two scenarios: one excluding and one including cancer (D) in the selection models. Initially, selection weights did not account for cancer due to its low prevalence in NHANES, but an adjustment factor was later introduced, as per Kundu et al. (2024). The JAIPW method was also implemented in four forms, considering both the inclusion and exclusion of cancer in the selection and auxiliary score models. Biological sex was used as $Z_{1\cap}$, assuming no influence on selection, except for the small MHB cohort. Biological sex was included in the MHB selection mechanism for all IPW methods and in the JAIPW model. XGBoost was used to model the conditional relationship between biological sex and other covariates in constructing the auxiliary score.

Analysis 2: Supplementary Figure S1 shows the DAG relationships between disease and selection variables, where PRS is the new Z_1 . We constructed selection models similarly as Analysis 1 for both IPW and AIPW methods. For the auxiliary model, we tested both XGBoost and linear regression to model the relationship between Cancer PRS and the selection variables (X). Since both methods produced similar results, we chose linear regression for its lower computational cost, which improved the time efficiency of variance estimation.

5.4 Results

5.4.1 Analysis 1

The benchmark national estimates from SEER shows lower lifetime cancer risk among women compared to men, with marginal log-odds ratios of -0.24 (2008-2010), -0.19 (2010-2012), -0.08 (2012-2014), and -0.07 (2014-2016). Here we present the marginal log odds ratio (OR) estimates between cancer and biological sex, with age-adjusted results in Supplementary Section S10.

MGI-Anesthesiology Subpart (C) of Figure 3 shows the results for MGI-Anesthesiology. Unweighted logistic regression estimates the log OR to be 0.08 (95% CI [-0.11, -0.05]), where the upper limit is slightly outside the SEER range. Including cancer in the selection model improved estimates for PL, SR, PS, and CL. The estimates derived from the four IPW methods: PL, SR, PS, and CL are -0.15 (95% CI [-0.19, -0.11]), -0.16 (95% CI [-0.23,

-0.10]), -0.13 (95% CI [-0.17, -0.08]), and -0.13 (95% CI [-0.17, -0.09]) respectively. Conversely, when cancer is not included in the selection model, the estimates for all methods exhibit bias in the opposite direction. For the AIPW method, estimates were -0.13 (95% CI [-0.16, -0.09]) and -0.15 (95% CI [-0.18, -0.11]) when cancer was included in both models and with inclusion/exclusion in the selection and auxiliary score model, respectively. When the selection model excluded cancer with the auxiliary score model including it, the result was -0.10 (95% CI [-0.15, -0.06]).

MIPACT: Subpart (D) of Figure 3 shows results for MIPACT. Unweighted logistic regression estimated 0.33 (95% CI [0.21, 0.45]), biased outside the SEER range. None of the IPW or AIPW estimates fell within the SEER range due to missing critical selection variables like income and education but helped to reduce the bias to some extent when cancer was included in either selection or the auxiliary score model.

MEND: Subpart (E) of Figure 3 presents results for MEND. Unweighted logistic regression estimated 0.09 (95% CI [-0.06, 0.23]). IPW methods showed bias opposite to national data, but PS yielded closer estimates (-0.08, 95% CI [-0.27, 0.12]). AIPW performed better, with mean estimates within the SEER range when the auxiliary model excluded cancer (-0.13, 95% CI [-0.24, -0.03]; -0.10, 95% CI [-0.22, 0.02]). None of the 95% CIs fully aligned with SEER data due to small sample sizes increasing variance.

MHB: Subpart (F) of Figure 3 compares methods for MHB data. Unweighted logistic regression showed high bias with an estimate of 0.61 (95% CI [0.34, 0.88]). IPW and AIPW methods reduced bias when accounting for cancer. CL with cancer included gave the closest estimate to SEER data (-0.05, 95% CI [-0.77, 0.68]). High variance in estimates, likely due to the small MHB sample size, led to wider confidence intervals and less precise estimates.

Multi Cohort: Subpart (A) of Figure 3 shows the performances of all the joint methods on the combined data. Unweighted logistic regression estimated -0.04 (95% CI [-0.07, -0.01]), outside the SEER range. Including cancer in the selection model, estimates from JPL, JSR, JPS, and JCL were -0.08 (95% CI [-0.13, -0.03]), -0.08 (95% CI [-0.15, -0.01]), -0.10 (95% CI [-0.13, -0.07]), and -0.08 (95% CI [-0.11, -0.04]), respectively. However, the upper bounds for JPL, JCL, and JSR did not align within the SEER range due to variability. Excluding cancer from the selection model led to opposite biases in estimates for all IPW methods. JAIPW estimates, when cancer was included in the selection model, had 95% CIs within the SEER range: -0.13 (95% CI [-0.16, -0.10]) and -0.10 (95% CI [-0.13, -0.07]). Excluding cancer in the selection model but including it in the auxiliary model resulted in estimates consistent with expectations, though the 95% CI did not fully align with the SEER range.

Meta Analysis: Subpart (B) of Figure 3 shows performances of the meta analyzed methods using the combined data. The results were similar to that of the joint methods on the combined data.

5.4.2 Analysis 2

Supplementary Figure S3 illustrates the age-adjusted association analysis between cancer and the cancer polygenic risk score (PRS). The unweighted method estimated a log odds ratio of 0.14 (95% CI [0.09, 0.19]) with one unit change in Interquartile Range (IQR) of PRS. In comparison, the JIPW and JAIPW methods that incorporated cancer in their models consistently produced higher point estimates compared to those excluding cancer. Notably, even when cancer was included solely in the auxiliary score model and not in the selection model, the JAIPW method estimated a log odds ratio of 0.19 (95% CI [0.09, 0.28]) with one unit change in IQR of PRS. This estimate closely aligned with those obtained from the JAIPW and JIPW methods that incorporated cancer in the selection models. These results highlight the robustness of the JAIPW method in delivering reliable estimates, comparable to those from correctly specified JIPW models, and its effectiveness in addressing potential model misspecifications.

6 Discussion

In this paper, we introduced the JAIPW method, designed to estimate disease model parameters while addressing outcome-dependent selection biases from overlapping cohorts. JAIPW shows double robustness by producing consistent estimates even when selection models are misspecified, provided an accurately specified auxiliary score model is used.

Limitations of Existing Methods: Individual-level methods like JPL and JSR struggle with misspecified selection models, while JPS and JCL are always restricted by the limited availability of summary data from external probability sample/target population. JPS fails when exact joint distributions for numerous selection variables cannot be obtained. JCL finds it challenging to specify selection models accurately using only summary statistics on the marginal distribution of the selection variables.

Advantages of JAIPW: JAIPW consistently estimates disease model parameters despite all selection models being misspecified if the auxiliary score model is correct. Simulations highlight JAIPW’s effectiveness in handling interaction terms in the functional relations between selection variables. Applying JAIPW to the MGI data on cancer and biological sex demonstrates its superiority over traditional IPW methods in cases with potential selection model inaccuracies. In applying the JAIPW method to the cancer-PRS association, we found that the method remains effective even when PRS data is unavailable in the external probability dataset.

Limitations of the JAIPW method: JAIPW’s efficiency diminishes when crucial selection variables are missing, compromising the method’s ability to adjust for selection bias fully. If key variables influencing study inclusion are absent, the assumption of conditional independence between the common variable $Z_{1\cap}$ and the selection mechanism S given X^{mult} fails. Methods to assess and quantify bias, such as those by West et al. (2021) and Neuhaus (1999), could be explored when facing missing selection variables.

Future Directions: Enhancing JAIPW robustness through more flexible modeling of the selection model, as suggested by Salvatore et al. (2024), is a potential area of extension. Dahabreh et al. (2020, 2023) introduce a class of methods known as causally interpretable meta-analysis, which integrate information from multiple randomized trials to facilitate causal inference for a target population of substantive interest. Extension the idea of JAIPW in the context of causally interpretable meta-analysis might be an interesting direction. Wu (2022) propose a non-parametric extension of the PL method using kernel smoothing estimators. Chen et al. (2023) propose calibrated IPW and split population approaches to address stochastic or deterministic under-coverage. However, implementing such estimators poses significant challenges in our case of multi-dimensional selection variables. Adapting the density ratio function for estimating selection weights in data missing at random (MAR) contexts, as suggested by Wang and Kim (2021), is a potential direction. For scenarios where individual-level data cannot be shared across the cohorts, federated learning offers a privacy preserving solution. This approach, which develops models using decentralized data without exchanging individual data points, can address selection bias while respecting privacy constraints. Research by Luo and Song (2020), Xu et al. (2021), Dang et al. (2022), Brisimi et al. (2018), and Jordan et al. (2018) provides a foundation for federated learning methodologies. Future work will focus on adapting these principles to mitigate selection bias in multi-center studies where data sharing is restricted. Finally, data from EHRs is subject to numerous biases beyond selection bias, such as misclassification, missing data, clinically informative patient encounter processes, confounding, lack of consistent data harmonization across cohorts, true heterogeneity of the studied populations, and alike. Developing robust strategies to simultaneously address a confluence of biases remains a major challenge.

Code Availability

Michigan Genomics Initiative Data are available after institutional review board approval to select researchers (<https://precisionhealth.umich.edu/our-research/michigangenomics/>). The link to the CRAN R-package EHRmuse can be found here, <https://CRAN.R-project.org/package=EHRmuse>.

Acknowledgements

This work was supported through grant DMS1712933 from the National Science Foundation and MI-CARES grant 1UG3CA267907 from the National Cancer Institute. Data collection adhered to the Declaration of Helsinki principles. The University of Michigan Medical School Institutional Review Board reviewed and approved the consent forms and protocols of MGI study participants (IRB ID HUM00099605 and HUM00155849). Opt-in written informed consent was obtained. The authors acknowledge the Michigan Genomics Initiative participants, Precision Health at the University of Michigan, the University of Michigan Medical School Central Biorepository, the University of Michigan Medical School Data Office for Clinical and Translational Research, and the University of Michigan Advanced Genomics Core for providing data and specimen storage, management, processing, and distribution services, and the Center

for Statistical Genetics in the Department of Biostatistics at the School of Public Health for genotype data curation, imputation, and management in support of the research reported in this work.

References

- O. E. Barndorff-Nielsen and B. Jørgensen. Some parametric models on the simplex. *Journal of multivariate analysis*, 39(1):106–116, 1991.
- L. J. Beesley and B. Mukherjee. Statistical inference for association studies using electronic health records: handling both selection bias and outcome misclassification. *Biometrics*, 78(1):214–226, 2022.
- L. J. Beesley, L. G. Fritsche, and B. Mukherjee. An analytic framework for exploring sampling and observation process biases in genome and phenome-wide association studies using electronic health records. *Statistics in Medicine*, 39(14):1965–1979, 2020.
- M. Borenstein, L. V. Hedges, J. P. Higgins, and H. R. Rothstein. A basic introduction to fixed-effect and random-effects models for meta-analysis. *Research synthesis methods*, 1(2):97–111, 2010.
- V. C. Bradley, S. Kuriwaki, M. Isakov, D. Sejdinovic, X.-L. Meng, and S. Flaxman. Unrepresentative big surveys significantly overestimated US vaccine uptake. *Nature*, 600(7890):695–700, 2021.
- T. S. Brisimi, R. Chen, T. Mela, A. Olshevsky, I. C. Paschalidis, and W. Shi. Federated learning of predictive models from federated electronic health records. *International journal of medical informatics*, 112:59–67, 2018.
- Y. Chen, P. Li, and C. Wu. Doubly robust inference with nonprobability survey samples. *Journal of the American Statistical Association*, 115(532):2011–2021, 2020.
- Y. Chen, P. Li, and C. Wu. Dealing with undercoverage for non-probability survey samples. *Survey Methodology*, 49(2), 2023.
- D. Cheng, A. N. Ananthakrishnan, and T. Cai. Robust and efficient semi-supervised estimation of average treatment effects with application to electronic health records data. *Biometrics*, 77(2):413–423, 2021.
- I. J. Dahabreh, L. C. Petito, S. E. Robertson, M. A. Hernán, and J. A. Steingrimsson. Toward causally interpretable meta-analysis: transporting inferences from multiple randomized trials to a new target population. *Epidemiology*, 31(3):334–344, 2020.
- I. J. Dahabreh, S. E. Robertson, L. C. Petito, M. A. Hernán, and J. A. Steingrimsson. Efficient and robust methods for causally interpretable meta-analysis: Transporting inferences from multiple randomized trials to a target population. *Biometrics*, 79(2):1057–1072, 2023.
- T. K. Dang, X. Lan, J. Weng, and M. Feng. Federated learning for electronic health records. *ACM Transactions on Intelligent Systems and Technology (TIST)*, 13(5):1–17, 2022.
- J. Du, X. Shi, D. Zeng, and B. Mukherjee. Doubly robust causal inference through penalized bias-reduced estimation: combining non-probability samples with designed surveys. *arXiv preprint arXiv:2403.18039*, 2024.
- L. G. Fritsche, S. B. Gruber, Z. Wu, E. M. Schmidt, M. Zawistowski, S. E. Moser, V. M. Blanc, C. M. Brummett, S. Kheterpal, G. R. Abecasis, et al. Association of polygenic risk scores for multiple cancers in a phenome-wide study: results from the michigan genomics initiative. *The American Journal of Human Genetics*, 102(6):1048–1061, 2018.
- L. G. Fritsche, S. Patil, L. J. Beesley, P. VandeHaar, M. Salvatore, Y. Ma, R. B. Peng, D. Taliun, X. Zhou, and B. Mukherjee. Cancer prsweb: an online repository with polygenic risk scores for major cancer traits and their evaluation in two independent biobanks. *The American Journal of Human Genetics*, 107(5):815–836, 2020.
- S. Fu, L. Y. Leung, A.-O. Raulli, D. F. Kallmes, K. A. Kinsman, K. B. Nelson, M. S. Clark, P. H. Luetmer, P. R. Kingsbury, D. M. Kent, et al. Assessment of the impact of EHR heterogeneity for clinical research through a case study of silent brain infarction. *BMC medical informatics and decision making*, 20(1):1–12, 2020.
- S. Haneuse and M. Daniels. A general framework for considering selection bias in EHR-based studies: what data are observed and why? *eGEMs*, 4(1), 2016.
- D. Holt and T. F. Smith. Post stratification. *Journal of the Royal Statistical Society: Series A (General)*, 142(1):33–46, 1979.
- M. I. Jordan, J. D. Lee, and Y. Yang. Communication-efficient distributed statistical inference. *Journal of the American Statistical Association*, 2018.
- R. M. Kaplan, D. A. Chambers, and R. E. Glasgow. Big data and large sample size: a cautionary note on the potential for bias. *Clinical and translational science*, 7(4):342–346, 2014.

- R. Kundu, X. Shi, J. Morrison, and B. Mukherjee. A framework for understanding selection bias in real-world healthcare data. *arXiv preprint arXiv:2304.04652*, 2023.
- R. Kundu, X. Shi, J. Morrison, J. Barrett, and B. Mukherjee. A framework for understanding selection bias in real-world healthcare data. *Journal of the Royal Statistical Society Series A: Statistics in Society*, page qnae039, 2024.
- P. Leese, A. Anand, A. Girvin, A. Manna, S. Patel, Y. J. Yoo, R. Wong, M. Haendel, C. G. Chute, T. Bennett, et al. Clinical encounter heterogeneity and methods for resolving in networked ehr data: a study from n3c and recover programs. *Journal of the American Medical Informatics Association*, 30(6):1125–1136, 2023.
- Z. Liu, D. Wang, and Y. Pan. Superpopulation model inference for non probability samples under informative sampling with high-dimensional data. *Communications in Statistics-Theory and Methods*, 54(5):1370–1390, 2025.
- L. Luo and P. X.-K. Song. Renewable estimation and incremental inference in generalized linear models with streaming data sets. *Journal of the Royal Statistical Society Series B: Statistical Methodology*, 82(1):69–97, 2020.
- J. M. Neuhaus. Bias and efficiency loss due to misclassified responses in binary regression. *Biometrika*, 86(4):843–855, 1999.
- S. Rao, M. Mamouei, G. Salimi-Khorshidi, Y. Li, R. Ramakrishnan, A. Hassaine, D. Canoy, and K. Rahimi. Targeted-behrt: deep learning for observational causal inference on longitudinal electronic health records. *IEEE Transactions on Neural Networks and Learning Systems*, 2022.
- K. Rice, J. P. Higgins, and T. Lumley. A re-evaluation of fixed effect (s) meta-analysis. *Journal of the Royal Statistical Society: Series A (Statistics in Society)*, 181(1):205–227, 2018.
- J. M. Robins, A. Rotnitzky, and L. P. Zhao. Estimation of regression coefficients when some regressors are not always observed. *Journal of the American Statistical Association*, 89(427):846–866, 1994.
- M. Salvatore, R. Kundu, X. Shi, C. R. Friese, S. Lee, L. G. Fritsche, A. M. Mondul, D. Hanauer, C. L. Pearce, and B. Mukherjee. To weight or not to weight? the effect of selection bias in 3 large electronic health record-linked biobanks and recommendations for practice. *Journal of the American Medical Informatics Association*, page ocae098, 2024.
- D. O. Scharfstein, A. Rotnitzky, and J. M. Robins. Adjusting for nonignorable drop-out using semiparametric nonresponse models. *Journal of the American Statistical Association*, 94(448):1096–1120, 1999.
- T. Schoeler, D. Speed, E. Porcu, N. Pirastu, J.-B. Pingault, and Z. Kutalik. Participation bias in the uk biobank distorts genetic associations and downstream analyses. *Nature Human Behaviour*, 7(7):1216–1227, 2023.
- A. A. Tsiatis. Semiparametric theory and missing data. 2006.
- H. Wang and J. K. Kim. Information projection approach to propensity score estimation for handling selection bias under missing at random. *arXiv e-prints*, pages arXiv-2104, 2021.
- B. T. West, R. J. Little, R. R. Andridge, P. S. Boonstra, E. B. Ware, A. Pandit, and F. Alvarado-Leiton. Assessing selection bias in regression coefficients estimated from nonprobability samples with applications to genetics and demographic surveys. *The annals of applied statistics*, 15(3):1556–1581, 2021.
- E. J. Williamson, A. Forbes, and R. Wolfe. Doubly robust estimators of causal exposure effects with missing data in the outcome, exposure or a confounder. *Statistics in medicine*, 31(30):4382–4400, 2012.
- C. Wu. Optimal calibration estimators in survey sampling. *Biometrika*, 90(4):937–951, 2003.
- C. Wu. Statistical inference with non-probability survey samples. *Survey Methodology*, 48(2):283–311, 2022.
- J. Xu, B. S. Glicksberg, C. Su, P. Walker, J. Bian, and F. Wang. Federated learning for healthcare informatics. *Journal of Healthcare Informatics Research*, 5:1–19, 2021.
- S. Yang, J. K. Kim, and R. Song. Doubly robust inference when combining probability and non-probability samples with high dimensional data. *Journal of the Royal Statistical Society: Series B (Statistical Methodology)*, 82(2):445–465, 2020.
- M. Zawistowski, L. G. Fritsche, A. Pandit, B. Vanderwerff, S. Patil, E. M. Schmidt, P. VanderHaar, C. M. Brummett, S. Keterpal, X. Zhou, et al. The michigan genomics initiative: a biobank linking genotypes and electronic clinical records in Michigan Medicine patients. *medRxiv*, 2021.
- X. Zhang, L. G. Fritsche, B. Mukherjee, and A. M. Mondul. Exposure phenotype risk scores (e-prs) and prostate cancer aggressiveness in the michigan genomics initiative (mgi). *Cancer Research*, 83(7_Supplement):6496–6496, 2023.

Method	Selection Model 1	Selection Model 2	Selection Model 3	Score Model	Bias (times 100) (θ_1)	Bias (times 100) (θ_2)	Bias (times 100) (θ_3)	RMSE (θ_1)	RMSE (θ_2)	RMSE (θ_3)
Unweighted	-	-	-	-	-4.94 (14.10%)	14.71 (32.67%)	-7.86 (31.40%)	1	1	1
Unweighted Diff	-	-	-	-	-7.82 (22.34%)	-37.38 (83.07%)	5.14 (20.57%)	2.06	3.64	0.81
JSR	Correct	Correct	Correct	-	-0.16 (0.47%)	-0.23 (0.51%)	0.17 (0.70%)	0.35	0.04	0.15
	Correct	Correct	Incorrect	-	0.38 (1.08%)	-0.49 (1.09%)	0.75 (3.01%)	0.19	0.03	0.12
	Correct	Incorrect	Incorrect	-	4.23 (12.07%)	4.79 (10.64%)	5.21 (20.83%)	0.69	0.11	0.50
	Incorrect	Incorrect	Incorrect	-	6.37 (18.19%)	6.76 (15.02%)	9.23 (36.92%)	1.47	0.22	1.43
JPL	Correct	Correct	Correct	-	-0.28 (0.80%)	-2.97 (6.59%)	-1.23 (4.92%)	0.97	0.76	0.79
	Correct	Correct	Incorrect	-	0.47 (1.34%)	-1.47 (3.26%)	0.14 (0.56%)	0.45	0.15	0.30
	Correct	Incorrect	Incorrect	-	4.93 (14.11%)	5.40 (11.99%)	5.62 (22.48%)	1.01	0.15	0.56
	Incorrect	Incorrect	Incorrect	-	7.17 (20.49%)	7.09 (15.75%)	10.33 (41.34%)	2.00	0.24	1.70
PS Actual	-	-	-	-	1.23 (3.52%)	1.00 (2.22%)	4.72 (18.89%)	0.15	0.02	0.37
PS Approx	-	-	-	-	0.41 (1.18%)	-4.81 (10.68%)	12.11 (48.44%)	0.10	0.12	2.24
CL	Incorrect	Incorrect	Incorrect	-	5.59 (15.98%)	7.35 (16.32%)	8.45 (33.80%)	1.15	0.26	1.10
JAIPW	Correct	Correct	Correct	Correct	0.15 (0.43%)	-2.63 (5.85%)	-1.86 (7.45%)	0.47	0.21	0.35
	Correct	Correct	Correct	Incorrect	-0.08 (0.23%)	-3.71 (8.25%)	-1.26 (5.04%)	0.84	0.88	0.82
	Correct	Correct	Incorrect	Correct	-0.67 (1.92%)	-2.85 (6.33%)	-1.33 (5.33%)	0.47	0.18	0.31
	Correct	Correct	Incorrect	Incorrect	-0.24 (0.68%)	-2.52 (5.61%)	0.28 (1.14%)	0.57	0.18	0.39
	Correct	Incorrect	Incorrect	Correct	0.30 (0.84%)	-2.21 (4.92%)	-1.16 (4.64%)	0.34	0.16	0.21
	Correct	Incorrect	Incorrect	Incorrect	4.59 (13.10%)	3.85 (8.56%)	5.64 (22.57%)	0.92	0.09	0.58
	Incorrect	Incorrect	Incorrect	Correct	0.60 (1.72%)	-2.22(4.94%)	-1.69 (6.76%)	0.34	0.17	0.24
	Incorrect	Incorrect	Incorrect	Incorrect	6.97 (19.91%)	5.11 (11.36%)	9.01 (36.03%)	1.93	0.14	1.31

Table 1: Bias and RMSE Comparison between the unweighted, four joint IPW methods and JAIPW under simulation setup 2. Unweighted : Unweighted Logistic Regression, JSR : Joint Simplex Regression, JPL : Joint Pseudolikelihood, JPS : Joint Post Stratification, JCL : Joint Calibration and JAIPW : Joint Augmented Inverse Probability Weighted

Cohort	Anesthesiology	MIPACT	MEND	MHB
Cancer	Yes (52.2%) No (47.8%)	Yes (24.7%) No (75.3%)	Yes (35.8%) No (64.2%)	Yes (16.8%) No (83.2%)
Gender	Female (53.6%) Male (46.4%)	Female (53.7%) Male (46.3%)	Female (51.1%) Male (48.9%)	Female (62.7%) Male (37.3%)
Age (Last Entry)	Mean : 58.8 Sd : 16.6	Mean : 48.8 Sd : 16.7	Mean: 57.4 Sd : 16.5	Mean : 41.1 Sd : 14.7
Race	Caucasian (91.0 %) Others (9.0%)	Caucasian (53.4%) Others (46.5%)	Caucasian (85.3%) Others (14.7%)	Caucasian (88.4%) Others (11.6%)
BMI	Mean : 30.0 Sd : 7.2	Mean : 28.5 Sd : 7.3	Mean : 32.6 Sd : 7.8	Mean : 29.0 Sd : 7.6
CHD	Yes (17.0%) No (83%)	Yes (7.9%) No (92.1%)	Yes (29.7%) No (70.3%)	Yes (4.3%) No (95.7%)
Diabetes	Yes (30.9%) No (69.1%)	Yes (29.8%) No (70.2%)	Yes (96.2%) No (3.8%)	Yes (39.6%) No (60.4%)
High Triglycerides (≥ 150 mg/dl)	Yes (9.4%) No (90.2%)	Yes (12.0%) No (88.0%)	Yes (42.6%) No (57.4%)	Yes (6.6%) No (93.4%)
Vitamin D Deficiency (≤ 40)	Yes (16.9%) No (83.1%)	Yes (19.2%) No (80.8%)	Yes (46.9%) No (53.1%)	Yes (17.2%) No (82.8%)
Depression	Yes (32.6%) No (67.3%)	Yes (27.0%) No (73.0%)	Yes (44.0%) No (56.0%)	Yes (81.6%) No (18.4%)
Anxiety	Yes (34.7%) No (65.3%)	Yes (32.5%) No (67.5%)	Yes (40.2%) No (59.8%)	Yes (89.8%) No (10.2%)

Table 2: Descriptive Summaries of the different variables of interest in different cohorts of interest of MGI, namely Anesthesiology, MIPACT (Michigan Predictive Activity and Clinical Trajectories), MEND (Metabolism, Endocrinology, and Diabetes) and MHB (Mental Health Biobank). CHD stands for Coronary heart disease. For continuous variables we reported Mean (Sd). The definitions of phecodes have been discussed in details Supplementary Section S12.

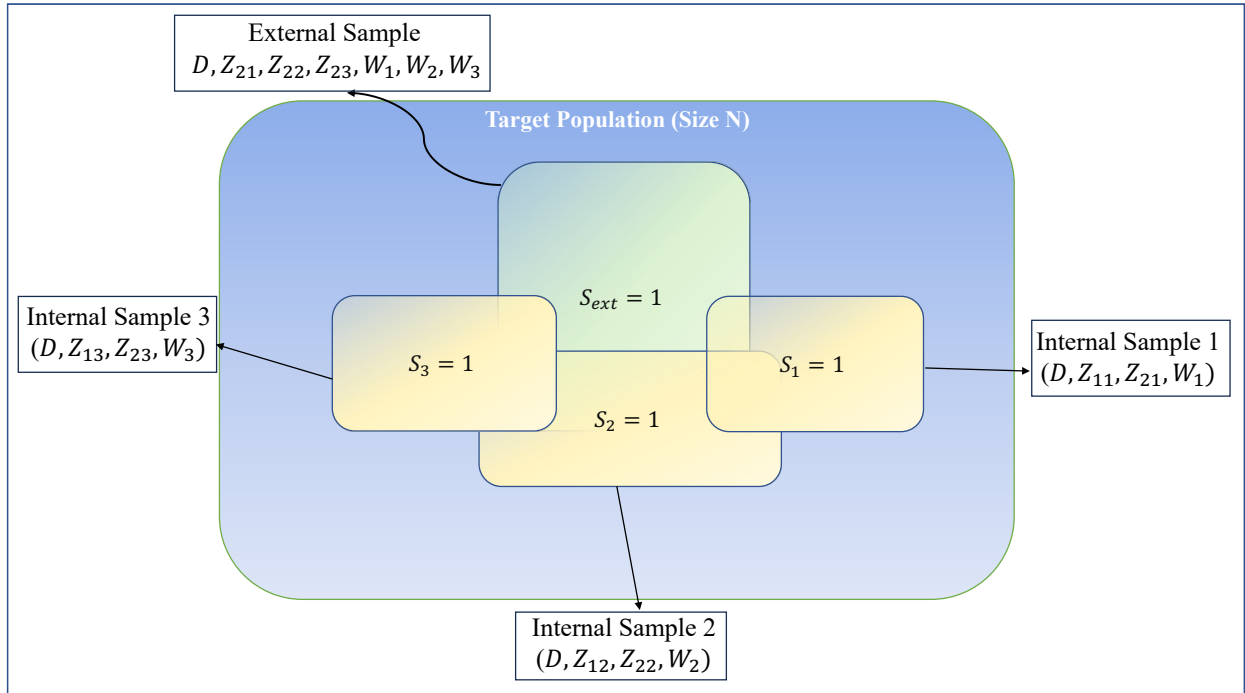


Figure 1: Figure depicts the relationship between the target population, three internal non-probability samples ($K = 3$) and external probability sample. S_1, S_2, S_3 and S_{ext} are the selection indicator variables of three internal and external samples respectively.

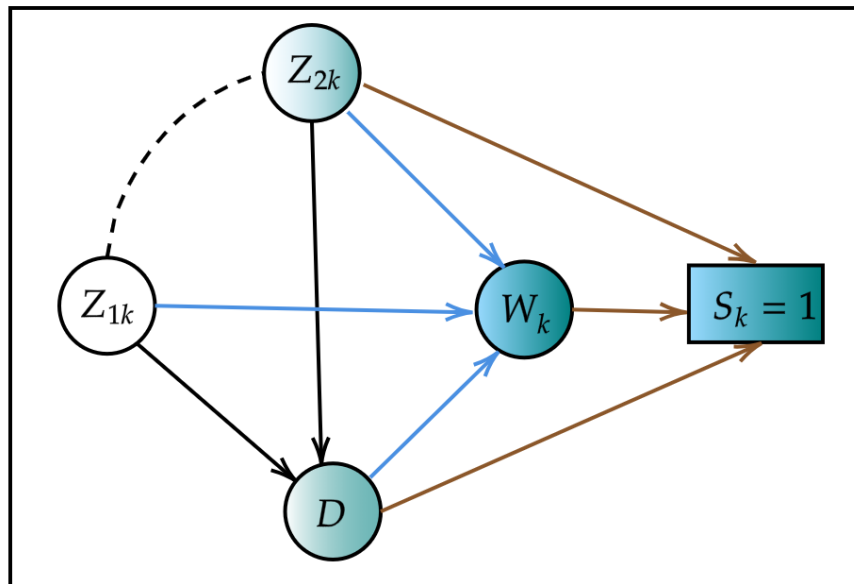


Figure 2: Selection Directed Acyclic Graphs (DAGs) representing some the most relationships between different variables of interest in internal sample k , where $k \in \{1, 2, \dots, K\}$: D (Disease Indicator), S_k (Selection Indicator into the internal sample k), Z_{1k} (Predictors in the disease model only (White)), Z_{2k} (Predictors both in disease and selection models (Mixture of Blue and White)) and W_k (Predictors in the selection model only (Blue)).

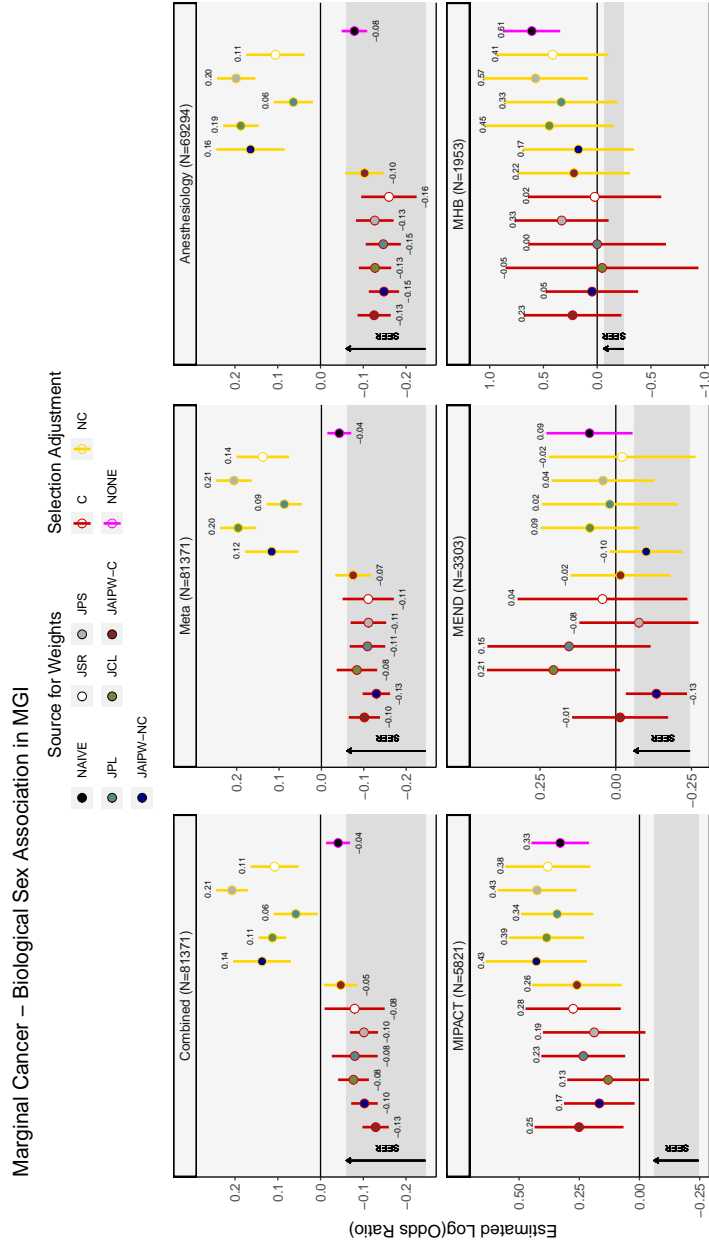


Figure 3: Estimates of the marginal association between cancer and biological sex along with 95% C.I in using JAIPW, the four joint IPW methods and the unweighted logistic regression with and without including cancer as a selection variable. The grey band represents the true SEER estimates. The red bar corresponds to the unweighted logistic method. The yellow and pink bars correspond to the estimates of the JAIPW method and the four IPW methods without and with including cancer in the selection model respectively.

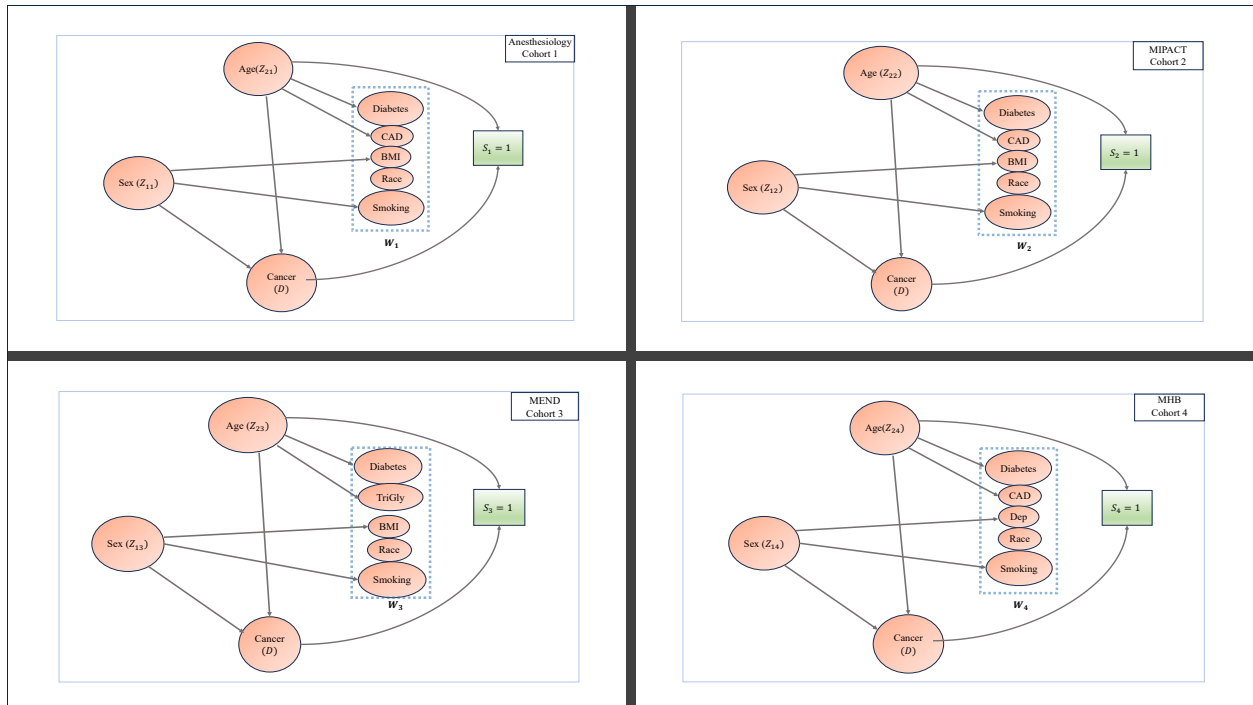


Figure 4: Directed Acyclic Graph Relationships between the disease and selection model variables in analysis of age-adjusted (Z_2) association between cancer (D) and biological sex (Z_1 except for MHB) in the four different cohorts of interest in the Michigan Genomics Initiative, namely MGI Anesthesiology (BB), MIPACT (Michigan Predictive Activity and Clinical Trajectories), MEND (Metabolism, Endocrinology, and Diabetes) and MHB (Mental Health BioBank). CAD, BMI, TriGly and Dep stand for Coronary Artery Disease, Body Mass Index, Triglycerides, and Depression, respectively.

Supplementary Materials: A Doubly Robust Framework for Addressing Outcome-Dependent Selection Bias in Multi-Cohort EHR Studies

Glossary of Notations

1. D : Outcome or disease variable of interest.
2. \mathbf{Z} : Disease model covariates of dimension of $p + 1$ including the intercept term.
3. $\boldsymbol{\theta}_{\mathbf{Z}}$: Target parameters of interest of dimension of $p + 1$ which are the disease model association parameters between D and \mathbf{Z} .
4. N : Target population size.
5. K : Total number of cohorts.
6. S_k : Selection indicator for cohort k , where $k \in \{1, 2, \dots, K\}$.
7. \mathbf{Z}_{1k} denotes the variables in the disease model which do not affect selection indicator S_k directly.
8. \mathbf{Z}_{2k} denotes the variables in the disease model which may affect selection indicator S_k directly.
9. \mathbf{W}_k denotes the variables appearing exclusively in the selection model for cohort k not in the disease model.
10. $\mathbf{X}_k = (D, \mathbf{Z}_{2k}, \mathbf{W}_k)$ denote all the variables affecting selection in cohort k .
11. $\pi_k(\mathbf{X}_k)$ denote the selection probability in cohort k .
12. S^{mult} : Composite selection indicator variable given by $\max(S_1, S_2, \dots, S_K)$.
13. $r(\mathbf{Z}) = \frac{P(S^{\text{mult}}=1|D=1,\mathbf{Z})}{P(S^{\text{mult}}=1|D=0,\mathbf{Z})}$.
14. S_{ext} : Selection indicator variable for external probability sample.
15. π_{ext} : Sampling probabilities for the external sample which are already given.
16. $\mathbf{X}_i^{\text{mult}} = \mathbf{X}_{1i} \cup \mathbf{X}_{2i} \cup \dots \cup \mathbf{X}_{Ki}$.
17. $\boldsymbol{\alpha}$: Selection model parameter for single cohort.
18. $\boldsymbol{\alpha}_k$: Cohort k specific selection model parameters.
19. $\boldsymbol{\alpha}^{\text{mult}} = (\boldsymbol{\alpha}_1, \boldsymbol{\alpha}_2, \dots, \boldsymbol{\alpha}_K)$.
20. $q(\cdot)$ represent a function derived as the selection estimating function from any of the IPW methods in case of single cohort analysis or joint IPW methods in case of multi-cohort analysis.
21. Disease model score equation $\mathcal{U}(\boldsymbol{\theta}_{\mathbf{Z}}) = D\mathbf{Z} - \frac{e^{\boldsymbol{\theta}'_{\mathbf{Z}}\mathbf{Z}}}{1+e^{\boldsymbol{\theta}'_{\mathbf{Z}}\mathbf{Z}}}\mathbf{Z}$.
22. $\mathbf{Z}_{1\cap} = \mathbf{Z}_{11} \cap \mathbf{Z}_{12} \cap \dots \cap \mathbf{Z}_{1K}$.
23. $f_k(\mathbf{X}_k, \boldsymbol{\theta}_{\mathbf{Z}}) = \mathbb{E}(\mathcal{U}(\boldsymbol{\theta}_{\mathbf{Z}}) | \mathbf{X}_k, S_k = 1) = \mathbb{E}(\mathcal{U}(\boldsymbol{\theta}_{\mathbf{Z}}) | \mathbf{X}_k)$ denotes the auxiliary score function.
24. $\mathbb{E}(\mathcal{U}(\boldsymbol{\theta}_{\mathbf{Z}}) | \mathbf{X}^{\text{mult}}, S^{\text{mult}} = 1) = \mathbb{E}(\mathcal{U}(\boldsymbol{\theta}_{\mathbf{Z}}) | \mathbf{X}^{\text{mult}}) = f(\mathbf{X}^{\text{mult}}, \boldsymbol{\theta}_{\mathbf{Z}})$. denotes the auxiliary score function for multi-cohort analysis with overlap.
25. $\boldsymbol{\gamma}$: Auxiliary score model parameter for single cohort.
26. $\boldsymbol{\gamma}_k$: Cohort k specific auxiliary score model parameters.
27. $\boldsymbol{\gamma}^{\text{mult}}$ denote auxiliary score model parameters in case of multi-cohort with overlap.
28. $p(\cdot)$ represent the auxiliary score specific estimating function derived from the MLE score function based on the parametric distribution of $\mathbf{Z}_1 | \mathbf{X}$. For multi-cohort analysis with overlap, it is based on the parametric distribution of $\mathbf{Z}_{1\cap} | \mathbf{X}^{\text{mult}}$.
29. For any parameter or function v , v^* denote the true value of the parameters and \hat{v} denote the estimated value of the parameters.
30. We define the DR estimating function as

$$g(\boldsymbol{\theta}_{\mathbf{Z}}, \pi(\mathbf{X}^{\text{mult}}), f(\mathbf{X}^{\text{mult}}, \boldsymbol{\theta}_{\mathbf{Z}})) = \frac{S^{\text{mult}}}{\pi(\mathbf{X}^{\text{mult}})} \left[\mathcal{U}(\boldsymbol{\theta}_{\mathbf{Z}}) - f(\mathbf{X}^{\text{mult}}, \boldsymbol{\theta}_{\mathbf{Z}}) \right] + \frac{S_{\text{ext}}}{\pi_{\text{ext}}} f(\mathbf{X}^{\text{mult}}, \boldsymbol{\theta}_{\mathbf{Z}}).$$

S1 Assumptions for Proofs

A1. Let $\theta_{\mathbf{Z}}^*$ denote the true value of $\theta_{\mathbf{Z}}$, as defined in Equation (2.1) of the main text. We assume that $\theta_{\mathbf{Z}}^*$ belongs to the compact parameter space Θ .

A2. Let the sample sizes of the K different cohorts and the external probability sample be n_1, n_2, \dots, n_K and n_b . We assume that $n_1, n_2, \dots, n_K, n_b = \mathcal{O}(N)$ where N is the target population size.

A3. All the variables, including the selection indicators $S_1, S_2, S_3, \dots, S_K, D, \mathbf{Z}$ are considered to be random which are generally considered fixed in finite population literature. However in our case we assume that our target population is considered a finite random sample drawn from a hypothetical infinite superpopulation.

A4. $\mathbb{E}[\sup_{\theta \in \Theta} (G_{\theta_{\mathbf{Z}}})] < \infty$ and $\mathbb{E}[\sup_{\theta_{\mathbf{Z}} \in \Theta} \{\mathbf{g}(\theta_{\mathbf{Z}})\mathbf{g}(\theta_{\mathbf{Z}})'\}] < \infty$.

A5. The true selection model parameters, $\alpha^{\text{mult}*}$, are assumed to lie within the compact parameter space $\Theta_{\alpha^{\text{mult}}}$, where $\alpha^{\text{mult}*}$ represents the true value of α^{mult} , as defined in equation (3.15) of the main text. This assumption holds consistently across both multi-cohort scenarios, regardless of whether cohort overlap is present. In both cases, the selection parameter vector is given by $\alpha^{\text{mult}} = (\alpha_1, \alpha_2, \dots, \alpha_K)$.

A6. Apart from the variables specified in A3, $S_{\text{ext}}, \mathbf{W}^{\text{mult}}$ are also considered to be random which are generally considered fixed in finite population literature.

A7. The known external selection probability is dependent on some variables \mathbf{M} and external selection indicators S_{ext} are independent Bernoulli random variables where $P(S_{\text{ext}} = 1 | \mathbf{M}) = \pi_{\text{ext}}(\mathbf{M})$. \mathbf{M} can be set of any variables.

A8. Let $\eta = (\theta_{\mathbf{Z}}, \alpha^{\text{mult}})$ and $\mathcal{N} = \Theta \times \Theta_{\alpha^{\text{mult}}}$. Each of the following expectations are finite.

$$\begin{aligned}
& \mathbb{E}[\sup_{\eta \in \mathcal{N}} (G_{\theta_{\mathbf{Z}}})] < \infty \quad \mathbb{E}[\sup_{\eta \in \mathcal{N}} (G_{\alpha^{\text{mult}}})] < \infty \quad \mathbb{E}[\sup_{\alpha^{\text{mult}} \in \Theta_{\alpha^{\text{mult}}}} (H)] < \infty \\
& \mathbb{E} \left(\sup_{\eta \in \mathcal{N}} \left[S \cdot \left\{ \frac{1}{\pi(\mathbf{X}^{\text{mult}}, \alpha^{\text{mult}})} \right\}^2 \left\{ D - \frac{e^{\theta'_{\mathbf{Z}} \mathbf{Z}}}{(1 + e^{\theta'_{\mathbf{Z}} \mathbf{Z}})} \right\}^2 \cdot \mathbf{Z} \mathbf{Z}' \right] \right) < \infty \\
& \mathbb{E} \left(\sup_{\eta \in \mathcal{N}} \left[\frac{1}{\pi(\mathbf{X}^{\text{mult}}, \alpha^{\text{mult}})} \begin{pmatrix} S_1 \mathbf{X}_1 \\ \vdots \\ S_K \mathbf{X}_K \end{pmatrix} \cdot \left\{ D \mathbf{Z}' - \frac{e^{\theta'_{\mathbf{Z}} \mathbf{Z}}}{(1 + e^{\theta'_{\mathbf{Z}} \mathbf{Z}})} \cdot \mathbf{Z}' \right\} \right. \right. \\
& \quad \left. \left. - \frac{S \cdot S_{\text{ext}}}{\pi_{\text{ext}}(\mathbf{M})} \begin{pmatrix} \pi_1(\mathbf{X}_1, \alpha_1) \cdot \mathbf{X}_1 \\ \vdots \\ \pi_K(\mathbf{X}_K, \alpha_K) \cdot \mathbf{X}_K \end{pmatrix} \cdot \left\{ D \mathbf{Z}' - \frac{e^{\theta'_{\mathbf{Z}} \mathbf{Z}}}{(1 + e^{\theta'_{\mathbf{Z}} \mathbf{Z}})} \cdot \mathbf{Z}' \right\} \right] \right) < \infty \\
& \mathbb{E} \left(\sup_{\alpha^{\text{mult}} \in \Theta_{\alpha^{\text{mult}}}} \left[\begin{pmatrix} S_1 \mathbf{X}_1 \\ \vdots \\ S_K \mathbf{X}_K \end{pmatrix} \cdot (S_1 \mathbf{X}'_1, \dots, S_K \mathbf{X}'_K) - 2S_{\text{ext}} \begin{pmatrix} \frac{\pi_1(\mathbf{X}_1, \alpha_1)}{\pi_{\text{ext}}(\mathbf{M})} \cdot \mathbf{X}_1 \\ \vdots \\ \frac{\pi_K(\mathbf{X}_K, \alpha_K)}{\pi_{\text{ext}}(\mathbf{M})} \cdot \mathbf{X}_K \end{pmatrix} \cdot (S_1 \mathbf{X}'_1, \dots, S_K \mathbf{X}'_K) \right. \right. \\
& \quad \left. \left. + S_{\text{ext}} \cdot \left\{ \frac{1}{\pi_{\text{ext}}(\mathbf{M})} \right\}^2 \cdot \begin{pmatrix} \frac{\pi_1(\mathbf{X}_1, \alpha_1)}{\pi_{\text{ext}}(\mathbf{M})} \cdot \mathbf{X}_1 \\ \vdots \\ \frac{\pi_K(\mathbf{X}_K, \alpha_K)}{\pi_{\text{ext}}(\mathbf{M})} \cdot \mathbf{X}_K \end{pmatrix} \cdot \left\{ \frac{\pi_1(\mathbf{X}_1, \alpha_1)}{\pi_{\text{ext}}(\mathbf{M})} \cdot \mathbf{X}'_1, \dots, \frac{\pi_K(\mathbf{X}_K, \alpha_K)}{\pi_{\text{ext}}(\mathbf{M})} \cdot \mathbf{X}'_K \right\} \right] \right) < \infty.
\end{aligned}$$

A9. Each of the following expectations are finite.

$$\begin{aligned}
& \mathbb{E}[\sup_{\eta \in \mathcal{N}} (G_{\theta_Z})] < \infty \quad \mathbb{E}[\sup_{\eta \in \mathcal{N}} (G_{\alpha^{\text{mult}}})] < \infty \quad \mathbb{E}[\sup_{\alpha^{\text{mult}} \in \Theta_{\alpha^{\text{mult}}}} (H)] < \infty \\
& \mathbb{E} \left(\sup_{\eta \in \mathcal{N}} \left[S \cdot \left\{ \frac{1}{\pi(\mathbf{X}^{\text{mult}}, \alpha^{\text{mult}})} \right\}^2 \left\{ D - \frac{e^{\theta'_Z \mathbf{Z}}}{(1 + e^{\theta'_Z \mathbf{Z}})} \right\}^2 \cdot \mathbf{Z} \mathbf{Z}' \right] \right) < \infty \\
& \mathbb{E} \left(\sup_{\eta \in \mathcal{N}} \left[\frac{1}{\pi(\mathbf{X}^{\text{mult}}, \alpha^{\text{mult}})} \begin{pmatrix} \frac{S_1 \mathbf{X}_1}{\pi_1(\mathbf{X}_1, \alpha_1)} \\ \vdots \\ \frac{S_K \mathbf{X}_K}{\pi_K(\mathbf{X}_K, \alpha_K)} \end{pmatrix} \cdot \left\{ D \mathbf{Z}' - \frac{e^{\theta'_Z \mathbf{Z}}}{(1 + e^{\theta'_Z \mathbf{Z}})} \cdot \mathbf{Z}' \right\} \right. \right. \\
& \quad \left. \left. - S \begin{pmatrix} \mathbf{X}_1 \\ \vdots \\ \mathbf{X}_K \end{pmatrix} \cdot \left\{ D \mathbf{Z}' - \frac{e^{\theta'_Z \mathbf{Z}}}{(1 + e^{\theta'_Z \mathbf{Z}})} \cdot \mathbf{Z}' \right\} \right] \right) < \infty \\
& \mathbb{E} \left(\sup_{\alpha^{\text{mult}} \in \Theta_{\alpha^{\text{mult}}}} \left[\begin{pmatrix} \frac{S_1 \mathbf{X}_1}{\pi_1(\mathbf{X}_1, \alpha_1)} \\ \vdots \\ \frac{S_K \mathbf{X}_K}{\pi_K(\mathbf{X}_K, \alpha_K)} \end{pmatrix} \cdot \left(\frac{S_1 \mathbf{X}'_1}{\pi_1(\mathbf{X}_1, \alpha_1)}, \dots, \frac{S_K \mathbf{X}'_K}{\pi_K(\mathbf{X}_K, \alpha_K)} \right) \right. \right. \\
& \quad \left. \left. - 2 \begin{pmatrix} \mathbf{X}_1 \\ \vdots \\ \mathbf{X}_K \end{pmatrix} \cdot \left(\frac{S_1 \mathbf{X}'_1}{\pi_1(\mathbf{X}_1, \alpha_1)}, \dots, \frac{S_K \mathbf{X}'_K}{\pi_K(\mathbf{X}_K, \alpha_K)} \right) \cdot + \begin{pmatrix} \mathbf{X}_1 \\ \vdots \\ \mathbf{X}_K \end{pmatrix} (\mathbf{X}'_1, \dots, \mathbf{X}'_K) \right] \right) < \infty.
\end{aligned}$$

A10.1 Multiple Cohorts with no overlap:

Parametric: The true parametric auxiliary score model parameters, $\gamma_1^*, \gamma_2^*, \dots, \gamma_K^*$, are assumed to belong to the compact parameter spaces $\Theta_{\gamma_1}, \Theta_{\gamma_2}, \dots, \Theta_{\gamma_K}$. Here, $\gamma_1^*, \gamma_2^*, \dots, \gamma_K^*$ represent the true values of $\gamma_1, \gamma_2, \dots, \gamma_K$, as defined in equation (3.9) of the main text.

Non-Parametric: Let \mathcal{H} denote the space of bounded functions of dimension $p + 1$, and let $\mathcal{H}_1, \mathcal{H}_2, \dots, \mathcal{H}_K$ be compact subspaces of \mathcal{H} . We assume that the true functions $f_1^* \in \mathcal{H}_1, f_2^* \in \mathcal{H}_2, \dots, f_K^* \in \mathcal{H}_K$, where each f_k^* represents the true function associated with f_k , as defined in equation (3.11) of the main text.

A10.2 Multiple Cohorts with overlap:

Parametric: The true parametric auxiliary score model parameters, $\gamma^{\text{mult}*}$, belong to the compact parameter space Θ_{γ} , where $\gamma^{\text{mult}*}$ represents the true value of γ^{mult} which is defined by equation (3.16) of the main text.

Non-Parametric: Let \mathcal{H} be space of bounded functions of $p + 1$. Let \mathcal{H}_0 denote a compact subspace of \mathcal{H} . We assume that the true function $f^* \in \mathcal{H}_0$, where f^* is the true function of f , where f is defined by equation (3.11) of the main text.

A11. Let $\eta = (\boldsymbol{\theta}_Z, \boldsymbol{\alpha}^{\text{mult}}, \boldsymbol{\gamma}^{\text{mult}})$ and $\mathcal{N} = \Theta \times \Theta_{\boldsymbol{\alpha}^{\text{mult}}} \times \Theta_{\boldsymbol{\gamma}^{\text{mult}}}$. Each of the following expectations are finite.

$$\begin{aligned} \mathbb{E}[\sup_{\eta \in \mathcal{N}} (G_{\boldsymbol{\theta}_Z})] < \infty \quad \mathbb{E}[\sup_{\eta \in \mathcal{N}} (G_{\boldsymbol{\alpha}^{\text{mult}}, \boldsymbol{\gamma}^{\text{mult}}})] < \infty \quad \mathbb{E} \left[\sup_{(\boldsymbol{\alpha}^{\text{mult}}, \boldsymbol{\gamma}^{\text{mult}}) \in \Theta_{\boldsymbol{\alpha}^{\text{mult}}} \times \Theta_{\boldsymbol{\gamma}^{\text{mult}}}} (H) \right] < \infty \\ \mathbb{E} \left[\sup_{\eta \in \mathcal{N}} \left\{ \mathbf{g}(\boldsymbol{\theta}_Z, \boldsymbol{\alpha}^{\text{mult}}, \boldsymbol{\gamma}^{\text{mult}}) \cdot \mathbf{g}(\boldsymbol{\theta}_Z, \boldsymbol{\alpha}^{\text{mult}}, \boldsymbol{\gamma}^{\text{mult}})' \right\} \right] < \infty \\ \mathbb{E} \left[\sup_{\eta \in \mathcal{N}} \left\{ \mathbf{g}(\boldsymbol{\theta}_Z, \boldsymbol{\alpha}^{\text{mult}}, \boldsymbol{\gamma}^{\text{mult}}) \cdot \mathbf{h}(\mathbf{X}^{\text{mult}}, \mathbf{Z}_{1\cap}, M, \boldsymbol{\alpha}^{\text{mult}}, \boldsymbol{\gamma}^{\text{mult}})' \right\} \right] < \infty \\ \mathbb{E} \left[\sup_{(\boldsymbol{\alpha}^{\text{mult}}, \boldsymbol{\gamma}^{\text{mult}}) \in \Theta_{\boldsymbol{\alpha}^{\text{mult}}} \times \Theta_{\boldsymbol{\gamma}^{\text{mult}}}} \left\{ \mathbf{h}(\mathbf{X}^{\text{mult}}, \mathbf{Z}_{1\cap}, M, \boldsymbol{\alpha}^{\text{mult}}, \boldsymbol{\gamma}^{\text{mult}}) \cdot \mathbf{h}(\mathbf{X}^{\text{mult}}, \mathbf{Z}_{1\cap}, M, \boldsymbol{\alpha}^{\text{mult}}, \boldsymbol{\gamma}^{\text{mult}})' \right\} \right] < \infty. \end{aligned}$$

S2 Known Selection Probabilities

S2.1 Theorem S2.1

Theorem S2.1. Under assumptions A1, A2 and A3 in Supplementary Section S1 if $\pi_1(\cdot), \pi_2(\cdot), \dots, \pi_K(\cdot)$ are known for each individual in the target population, $\widehat{\boldsymbol{\theta}}_Z$ estimated from the following weighted logistic regression estimating equation is consistent for $\boldsymbol{\theta}_Z^*$, where $\boldsymbol{\theta}_Z^*$ is the true value of $\boldsymbol{\theta}_Z$ satisfying equation (2.1) of the main text.

$$\frac{1}{N} \sum_{i=1}^N \frac{S_i^{\text{mult}}}{\pi(\mathbf{X}_i^{\text{mult}})} \left\{ D_i \mathbf{Z}_i - \frac{e^{\boldsymbol{\theta}_Z' \mathbf{Z}_i}}{(1 + e^{\boldsymbol{\theta}_Z' \mathbf{Z}_i})} \cdot \mathbf{Z}_i \right\} = \mathbf{0}. \quad (\text{S1})$$

Proof. Let

$$\phi_N(\boldsymbol{\theta}_Z) = \frac{1}{N} \sum_{i=1}^N \frac{S_i^{\text{mult}}}{\pi(\mathbf{X}_i^{\text{mult}})} \left\{ D_i \mathbf{Z}_i - \frac{e^{\boldsymbol{\theta}_Z' \mathbf{Z}_i}}{(1 + e^{\boldsymbol{\theta}_Z' \mathbf{Z}_i})} \cdot \mathbf{Z}_i \right\}.$$

From Tsiatis (2006), under assumptions A1, A2 and A3 in Supplementary Section S1 it is enough to show that $\mathbb{E}(\phi_N(\boldsymbol{\theta}_Z^*)) = \mathbf{0}$, in order to prove that $\widehat{\boldsymbol{\theta}}_Z \xrightarrow{p} \boldsymbol{\theta}_Z^*$, where $\widehat{\boldsymbol{\theta}}_Z$ is obtained from solving $\phi_N(\boldsymbol{\theta}_Z) = \mathbf{0}$.

$$\begin{aligned} \mathbb{E}[\phi_N(\boldsymbol{\theta}_Z^*)] &= \mathbb{E} \left[\frac{1}{N} \sum_{i=1}^N \frac{S_i^{\text{mult}}}{\pi(\mathbf{X}_i^{\text{mult}})} \left\{ D_i \mathbf{Z}_i - \frac{e^{\boldsymbol{\theta}_Z^{*'} \mathbf{Z}_i}}{(1 + e^{\boldsymbol{\theta}_Z^{*'} \mathbf{Z}_i})} \cdot \mathbf{Z}_i \right\} \right] \\ &= \frac{1}{N} \sum_{i=1}^N \mathbb{E} \left[\frac{S_i^{\text{mult}}}{\pi(\mathbf{X}_i^{\text{mult}})} \left\{ D_i \mathbf{Z}_i - \frac{e^{\boldsymbol{\theta}_Z^{*'} \mathbf{Z}_i}}{(1 + e^{\boldsymbol{\theta}_Z^{*'} \mathbf{Z}_i})} \cdot \mathbf{Z}_i \right\} \right] \\ &= \frac{1}{N} \sum_{i=1}^N \mathbb{E}_{\mathbf{X}_i^{\text{mult}}, \mathbf{Z}_{1\cap, i}} \left[\mathbb{E} \left\{ \frac{S_i^{\text{mult}}}{\pi(\mathbf{X}_i^{\text{mult}})} \left(D_i \mathbf{Z}_i - \frac{e^{\boldsymbol{\theta}_Z^{*'} \mathbf{Z}_i}}{(1 + e^{\boldsymbol{\theta}_Z^{*'} \mathbf{Z}_i})} \cdot \mathbf{Z}_i \right) \middle| \mathbf{X}_i^{\text{mult}}, \mathbf{Z}_{1\cap, i} \right\} \right] \\ &= \frac{1}{N} \sum_{i=1}^N \mathbb{E}_{\mathbf{X}_i^{\text{mult}}, \mathbf{Z}_{1\cap, i}} \left[\left\{ D_i \mathbf{Z}_i - \frac{e^{\boldsymbol{\theta}_Z^{*'} \mathbf{Z}_i}}{(1 + e^{\boldsymbol{\theta}_Z^{*'} \mathbf{Z}_i})} \cdot \mathbf{Z}_i \right\} \cdot \frac{1}{\pi(\mathbf{X}_i^{\text{mult}})} \mathbb{E} (S_i^{\text{mult}} | \mathbf{X}_i^{\text{mult}}, \mathbf{Z}_{1\cap, i}) \right]. \end{aligned}$$

Using definition of $\mathbf{Z}_{1\cap}$ we obtain that $\mathbb{E}(S | \mathbf{X}^{\text{mult}}, \mathbf{Z}_{1\cap}) = \mathbb{E}(S | \mathbf{X}^{\text{mult}}) = \pi(\mathbf{X}^{\text{mult}})$. Hence we obtain

$$\mathbb{E}[\phi_N(\boldsymbol{\theta}_Z^*)] = \frac{1}{N} \sum_{i=1}^N \mathbb{E}_{\mathbf{X}_i^{\text{mult}}, \mathbf{Z}_{1\cap, i}} \left\{ D_i \mathbf{Z}_i - \frac{e^{\boldsymbol{\theta}_Z^{*'} \mathbf{Z}_i}}{(1 + e^{\boldsymbol{\theta}_Z^{*'} \mathbf{Z}_i})} \cdot \mathbf{Z}_i \right\}$$

$$\begin{aligned}
&= \frac{1}{N} \sum_{i=1}^N \mathbb{E}_{D_i, \mathbf{Z}_i} \left\{ D_i \mathbf{Z}_i - \frac{e^{\boldsymbol{\theta}_Z^* \mathbf{Z}_i}}{(1 + e^{\boldsymbol{\theta}_Z^* \mathbf{Z}_i})} \cdot \mathbf{Z}_i \right\} \\
&= \frac{1}{N} \sum_{i=1}^N \mathbb{E}_{\mathbf{Z}_i} \left[\mathbb{E} \left\{ \left(D_i \mathbf{Z}_i - \frac{e^{\boldsymbol{\theta}_Z^* \mathbf{Z}_i}}{(1 + e^{\boldsymbol{\theta}_Z^* \mathbf{Z}_i})} \cdot \mathbf{Z}_i \right) \middle| \mathbf{Z}_i \right\} \right] \\
&= \frac{1}{N} \sum_{i=1}^N \mathbb{E} \left\{ \frac{e^{\boldsymbol{\theta}_Z^* \mathbf{Z}_i}}{(1 + e^{\boldsymbol{\theta}_Z^* \mathbf{Z}_i})} \cdot \mathbf{Z}_i - \frac{e^{\boldsymbol{\theta}_Z^* \mathbf{Z}_i}}{(1 + e^{\boldsymbol{\theta}_Z^* \mathbf{Z}_i})} \cdot \mathbf{Z}_i \right\} = \mathbf{0}.
\end{aligned}$$

The last step is obtained from the relation between D and \mathbf{Z} given by equation (2.1) of the main text. \square

S2.2 Theorem S2.2

Theorem S2.2. *Under assumptions of Theorem S2.1 when the selection weights are known and we do not take into consideration estimation of selection model parameters, the asymptotic distribution of $\widehat{\boldsymbol{\theta}}_Z$ is given by*

$$\sqrt{N}(\widehat{\boldsymbol{\theta}}_Z - \boldsymbol{\theta}_Z^*) \xrightarrow{d} \mathcal{N}(0, V) \quad \text{as } N \rightarrow \infty.$$

where

$$\begin{aligned}
V &= (G_{\boldsymbol{\theta}_Z^*})^{-1} \cdot \mathbb{E}[\mathbf{g} \cdot \mathbf{g}'] \cdot (G_{\boldsymbol{\theta}_Z^*}^{-1})' & G_{\boldsymbol{\theta}_Z^*} &= \mathbb{E} \left\{ -\frac{S^{\text{mult}}}{\pi(\mathbf{X}^{\text{mult}})} \cdot \frac{e^{\boldsymbol{\theta}_Z^* \mathbf{Z}}}{(1 + e^{\boldsymbol{\theta}_Z^* \mathbf{Z}})^2} \cdot \mathbf{Z} \mathbf{Z}' \right\} \\
\mathbf{g}(\boldsymbol{\theta}_Z^*) &= \frac{S^{\text{mult}}}{\pi(\mathbf{X}^{\text{mult}})} \left\{ D\mathbf{Z} - \frac{e^{\boldsymbol{\theta}_Z^* \mathbf{Z}}}{(1 + e^{\boldsymbol{\theta}_Z^* \mathbf{Z}})} \cdot \mathbf{Z} \right\}.
\end{aligned}$$

Proof. By Tsiatis (2006)'s arguments for a Z-estimation problem under assumptions of Theorem S1 we obtain

$$\sqrt{N}(\widehat{\boldsymbol{\theta}}_Z - \boldsymbol{\theta}_Z^*) \xrightarrow{d} \mathcal{N}(0, V) \quad \text{as } N \rightarrow \infty.$$

where

$$\begin{aligned}
V &= (G_{\boldsymbol{\theta}_Z^*})^{-1} \cdot \mathbb{E}[\mathbf{g} \cdot \mathbf{g}'] \cdot (G_{\boldsymbol{\theta}_Z^*}^{-1})' & G_{\boldsymbol{\theta}_Z^*} &= \mathbb{E} \left\{ \frac{\partial \mathbf{g}(\boldsymbol{\theta}_Z^*)}{\partial \boldsymbol{\theta}_Z} \right\} \bigg|_{\boldsymbol{\theta}_Z = \boldsymbol{\theta}_Z^*} \\
\mathbf{g}(\boldsymbol{\theta}_Z^*) &= \frac{S^{\text{mult}}}{\pi(\mathbf{X}^{\text{mult}})} \left\{ D\mathbf{Z} - \frac{e^{\boldsymbol{\theta}_Z^* \mathbf{Z}}}{(1 + e^{\boldsymbol{\theta}_Z^* \mathbf{Z}})} \cdot \mathbf{Z} \right\}.
\end{aligned}$$

This proof just requires the calculation of $G_{\boldsymbol{\theta}_Z^*}$.

Calculation for $G_{\boldsymbol{\theta}_Z^*}$

$$\frac{\partial \mathbf{g}(\boldsymbol{\theta}_Z)}{\partial \boldsymbol{\theta}_Z} \bigg|_{\boldsymbol{\theta}_Z = \boldsymbol{\theta}_Z^*} = \frac{\partial}{\partial \boldsymbol{\theta}_Z} \left[\frac{S^{\text{mult}}}{\pi(\mathbf{X}^{\text{mult}})} \left\{ D\mathbf{Z} - \frac{e^{\boldsymbol{\theta}_Z^* \mathbf{Z}}}{(1 + e^{\boldsymbol{\theta}_Z^* \mathbf{Z}})} \cdot \mathbf{Z} \right\} \right] \bigg|_{\boldsymbol{\theta}_Z = \boldsymbol{\theta}_Z^*} = -\frac{S^{\text{mult}}}{\pi(\mathbf{X}^{\text{mult}})} \cdot \frac{e^{\boldsymbol{\theta}_Z^* \mathbf{Z}}}{(1 + e^{\boldsymbol{\theta}_Z^* \mathbf{Z}})^2} \cdot \mathbf{Z} \mathbf{Z}'$$

Therefore we obtain

$$G_{\boldsymbol{\theta}_Z^*} = \mathbb{E} \left\{ -\frac{S^{\text{mult}}}{\pi(\mathbf{X}^{\text{mult}})} \cdot \frac{e^{\boldsymbol{\theta}_Z^* \mathbf{Z}}}{(1 + e^{\boldsymbol{\theta}_Z^* \mathbf{Z}})^2} \cdot \mathbf{Z} \mathbf{Z}' \right\}.$$

□

S2.3 Theorem S2.3

Theorem S2.3. Under assumptions A1, A2, A3 and A4, $\frac{1}{N} \cdot \widehat{G}_{\theta_Z}^{-1} \cdot \widehat{E} \cdot (\widehat{G}_{\theta_Z}^{-1})'$ is a consistent estimator of the asymptotic variance of $\widehat{\theta}_Z$ where

$$\begin{aligned}\widehat{G}_{\theta_Z} &= \frac{1}{N} \sum_{i=1}^N \left\{ \frac{S_i^{\text{mult}}}{\pi(\mathbf{X}_i^{\text{mult}})} \cdot \frac{e^{\widehat{\theta}_Z' \mathbf{Z}_i}}{(1 + e^{\widehat{\theta}_Z' \mathbf{Z}_i})^2} \cdot \mathbf{Z}_i \mathbf{Z}_i' \right\}. \\ \widehat{E} &= \frac{1}{N} \sum_{i=1}^N S_i^{\text{mult}} \cdot \left\{ \frac{1}{\pi(\mathbf{X}_i^{\text{mult}})} \right\}^2 \left\{ D_i - \frac{e^{\widehat{\theta}_Z' \mathbf{Z}_i}}{(1 + e^{\widehat{\theta}_Z' \mathbf{Z}_i})^2} \right\}^2 \cdot \mathbf{Z}_i \mathbf{Z}_i'.\end{aligned}$$

Proof. First we prove that as $N \rightarrow \infty$

$$\frac{1}{N} \sum_{i=1}^N \left\{ \frac{S_i^{\text{mult}}}{\pi(\mathbf{X}_i^{\text{mult}})} \cdot \frac{e^{\widehat{\theta}_Z' \mathbf{Z}_i}}{(1 + e^{\widehat{\theta}_Z' \mathbf{Z}_i})^2} \cdot \mathbf{Z}_i \mathbf{Z}_i' \right\} \xrightarrow{p} \mathbb{E} \left\{ \frac{S^{\text{mult}}}{\pi(\mathbf{X}^{\text{mult}})} \cdot \frac{e^{\theta_Z^* \mathbf{Z}}}{(1 + e^{\theta_Z^* \mathbf{Z}})^2} \cdot \mathbf{Z} \mathbf{Z}' \right\}.$$

Using assumptions A1, A2, A3 and A4 and Uniform Law of Large Numbers (ULLN), we obtain

$$\sup_{\theta_Z \in \Theta} \left\| \frac{1}{N} \sum_{i=1}^N \left\{ \frac{S_i^{\text{mult}}}{\pi(\mathbf{X}_i^{\text{mult}})} \cdot \frac{e^{\theta_Z' \mathbf{Z}_i}}{(1 + e^{\theta_Z' \mathbf{Z}_i})^2} \cdot \mathbf{Z}_i \mathbf{Z}_i' \right\} - \mathbb{E} \left\{ \frac{S^{\text{mult}}}{\pi(\mathbf{X}^{\text{mult}})} \cdot \frac{e^{\theta_Z' \mathbf{Z}}}{(1 + e^{\theta_Z' \mathbf{Z}})^2} \cdot \mathbf{Z} \mathbf{Z}' \right\} \right\| \xrightarrow{p} \mathbf{0}. \quad (\text{S2})$$

Since this above expression holds for any $\theta_Z \in \Theta$, therefore it is true for $\widehat{\theta}_Z$. This implies

$$\left\| \frac{1}{N} \sum_{i=1}^N \left\{ \frac{S_i^{\text{mult}}}{\pi(\mathbf{X}_i^{\text{mult}})} \cdot \frac{e^{\widehat{\theta}_Z' \mathbf{Z}_i}}{(1 + e^{\widehat{\theta}_Z' \mathbf{Z}_i})^2} \cdot \mathbf{Z}_i \mathbf{Z}_i' \right\} - \mathbb{E} \left\{ \frac{S^{\text{mult}}}{\pi(\mathbf{X}^{\text{mult}})} \cdot \frac{e^{\theta_Z^* \mathbf{Z}}}{(1 + e^{\theta_Z^* \mathbf{Z}})^2} \cdot \mathbf{Z} \mathbf{Z}' \right\} \right\|_{\theta_Z = \widehat{\theta}_Z} \xrightarrow{p} \mathbf{0}. \quad (\text{S3})$$

Using Triangle Inequality we obtain

$$\left\| \frac{1}{N} \sum_{i=1}^N \left\{ \frac{S_i^{\text{mult}}}{\pi(\mathbf{X}_i^{\text{mult}})} \cdot \frac{e^{\widehat{\theta}_Z' \mathbf{Z}_i}}{(1 + e^{\theta_Z^* \mathbf{Z}_i})^2} \cdot \mathbf{Z}_i \mathbf{Z}_i' \right\} - \mathbb{E} \left\{ \frac{S^{\text{mult}}}{\pi(\mathbf{X}^{\text{mult}})} \cdot \frac{e^{\theta_Z^* \mathbf{Z}}}{(1 + e^{\theta_Z^* \mathbf{Z}})^2} \cdot \mathbf{Z} \mathbf{Z}' \right\} \right\| \leq \quad (\text{S4})$$

$$\left\| \frac{1}{N} \sum_{i=1}^N \left\{ \frac{S_i^{\text{mult}}}{\pi(\mathbf{X}_i^{\text{mult}})} \cdot \frac{e^{\widehat{\theta}_Z' \mathbf{Z}_i}}{(1 + e^{\widehat{\theta}_Z' \mathbf{Z}_i})^2} \cdot \mathbf{Z}_i \mathbf{Z}_i' \right\} - \mathbb{E} \left\{ \frac{S^{\text{mult}}}{\pi(\mathbf{X}^{\text{mult}})} \cdot \frac{e^{\theta_Z^* \mathbf{Z}}}{(1 + e^{\theta_Z^* \mathbf{Z}})^2} \cdot \mathbf{Z} \mathbf{Z}' \right\} \right\|_{\theta_Z = \widehat{\theta}_Z} + \quad (\text{S5})$$

$$\left\| \mathbb{E} \left\{ \frac{S^{\text{mult}}}{\pi(\mathbf{X}^{\text{mult}})} \cdot \frac{e^{\theta_Z^* \mathbf{Z}}}{(1 + e^{\theta_Z^* \mathbf{Z}})^2} \cdot \mathbf{Z} \mathbf{Z}' \right\} \right\|_{\theta_Z = \widehat{\theta}_Z} - \mathbb{E} \left\{ \frac{S^{\text{mult}}}{\pi(\mathbf{X}^{\text{mult}})} \cdot \frac{e^{\theta_Z^* \mathbf{Z}}}{(1 + e^{\theta_Z^* \mathbf{Z}})^2} \cdot \mathbf{Z} \mathbf{Z}' \right\}. \quad (\text{S6})$$

Since we proved that $\widehat{\theta}_Z \xrightarrow{p} \theta_Z^*$ in Theorem S2.1, therefore by Continuous Mapping Theorem

$$\left\| \mathbb{E} \left\{ \frac{S^{\text{mult}}}{\pi(\mathbf{X}^{\text{mult}})} \cdot \frac{e^{\theta_Z^* \mathbf{Z}}}{(1 + e^{\theta_Z^* \mathbf{Z}})^2} \cdot \mathbf{Z} \mathbf{Z}' \right\} \right\|_{\theta_Z = \widehat{\theta}_Z} - \mathbb{E} \left\{ \frac{S^{\text{mult}}}{\pi(\mathbf{X}^{\text{mult}})} \cdot \frac{e^{\theta_Z^* \mathbf{Z}}}{(1 + e^{\theta_Z^* \mathbf{Z}})^2} \cdot \mathbf{Z} \mathbf{Z}' \right\} \xrightarrow{p} \mathbf{0}. \quad (\text{S7})$$

Using equations (S3), (S4), (S5), (S6) and (S7) we obtain

$$\frac{1}{N} \sum_{i=1}^N \left\{ \frac{S_i^{\text{mult}}}{\pi(\mathbf{X}_i^{\text{mult}})} \cdot \frac{e^{\widehat{\theta}_Z' \mathbf{Z}_i}}{(1 + e^{\widehat{\theta}_Z' \mathbf{Z}_i})^2} \cdot \mathbf{Z}_i \mathbf{Z}_i' \right\} \xrightarrow{p} \mathbb{E} \left\{ \frac{S^{\text{mult}}}{\pi(\mathbf{X}^{\text{mult}})} \cdot \frac{e^{\theta_Z^* \mathbf{Z}}}{(1 + e^{\theta_Z^* \mathbf{Z}})^2} \cdot \mathbf{Z} \mathbf{Z}' \right\}.$$

Therefore we obtain

$$-\widehat{G}_{\boldsymbol{\theta}_Z} \xrightarrow{p} -G_{\boldsymbol{\theta}_Z^*} \quad \text{which implies} \quad \widehat{G}_{\boldsymbol{\theta}_Z} \xrightarrow{p} G_{\boldsymbol{\theta}_Z^*}.$$

Using the exact same set of arguments we obtain

$$\begin{aligned} \widehat{E} &= \frac{1}{N} \sum_{i=1}^N S_i^{\text{mult}} \cdot \left\{ \frac{1}{\pi(\mathbf{X}_i^{\text{mult}})} \right\}^2 \left\{ D_i - \frac{e^{\widehat{\boldsymbol{\theta}}_Z' \cdot \mathbf{Z}_i}}{(1 + e^{\widehat{\boldsymbol{\theta}}_Z' \cdot \mathbf{Z}_i})} \right\}^2 \cdot \mathbf{Z}_i \mathbf{Z}_i' \\ &\xrightarrow{p} \mathbb{E}[g(\boldsymbol{\theta}_Z^*) \cdot g(\boldsymbol{\theta}_Z^*)'] = \mathbb{E} \left[S \cdot \left\{ \frac{1}{\pi(\mathbf{X}^{\text{mult}})} \right\}^2 \cdot \left\{ D - \frac{e^{\boldsymbol{\theta}_Z^{*'} \cdot \mathbf{Z}}}{(1 + e^{\boldsymbol{\theta}_Z^{*'} \cdot \mathbf{Z}})} \right\}^2 \cdot \mathbf{Z} \mathbf{Z}' \right]. \end{aligned}$$

Combining together the consistency of $\widehat{G}_{\boldsymbol{\theta}_Z}$ and \widehat{E} we obtain

$$\widehat{V} = \widehat{G}_{\boldsymbol{\theta}_Z}^{-1} \cdot \widehat{E} \cdot (\widehat{G}_{\boldsymbol{\theta}_Z}^{-1})' \xrightarrow{p} V = (G_{\boldsymbol{\theta}_Z^*})^{-1} \cdot \mathbb{E}[g(\boldsymbol{\theta}_Z^*) \cdot g(\boldsymbol{\theta}_Z^*)'] \cdot (G_{\boldsymbol{\theta}_Z^*}^{-1})'.$$

From Theorem S2.2 $\sqrt{N}(\widehat{\boldsymbol{\theta}}_Z - \boldsymbol{\theta}_Z^*) \xrightarrow{d} \mathcal{N}\{0, (G_{\boldsymbol{\theta}_Z^*})^{-1} \cdot \mathbb{E}[g(\boldsymbol{\theta}_Z^*) \cdot g(\boldsymbol{\theta}_Z^*)'] \cdot (G_{\boldsymbol{\theta}_Z^*}^{-1})'\}$

Therefore we obtain

$$\begin{aligned} \text{Var}\{\sqrt{N}(\widehat{\boldsymbol{\theta}}_Z - \boldsymbol{\theta}_Z^*)\} &= (G_{\boldsymbol{\theta}_Z^*})^{-1} \cdot \mathbb{E}[g(\boldsymbol{\theta}_Z^*) \cdot g(\boldsymbol{\theta}_Z^*)'] \cdot (G_{\boldsymbol{\theta}_Z^*}^{-1})' + O_p(1) \\ N \cdot \text{Var}(\widehat{\boldsymbol{\theta}}_Z) &= (G_{\boldsymbol{\theta}_Z^*})^{-1} \cdot \mathbb{E}[g(\boldsymbol{\theta}_Z^*) \cdot g(\boldsymbol{\theta}_Z^*)'] \cdot (G_{\boldsymbol{\theta}_Z^*}^{-1})' + O_p(1) \\ \text{Var}(\widehat{\boldsymbol{\theta}}_Z) &= \frac{1}{N} \cdot (G_{\boldsymbol{\theta}_Z^*})^{-1} \cdot \mathbb{E}[g(\boldsymbol{\theta}_Z^*) \cdot g(\boldsymbol{\theta}_Z^*)'] \cdot (G_{\boldsymbol{\theta}_Z^*}^{-1})' + O_p\left(\frac{1}{N}\right) \\ \text{Var}(\widehat{\boldsymbol{\theta}}_Z) &= \frac{1}{N} \cdot \widehat{G}_{\boldsymbol{\theta}_Z}^{-1} \cdot \widehat{E} \cdot (\widehat{G}_{\boldsymbol{\theta}_Z}^{-1})' + o_p(1) = \frac{\widehat{V}}{N} + o_p(1). \end{aligned}$$

Therefore $\frac{\widehat{V}}{N}$ is a consistent estimator of asymptotic variance of $\widehat{\boldsymbol{\theta}}_Z$. □

S3 Joint Pseudolikelihood-based Estimating equation (JPL)

S3.1 Theorem S3.1

Theorem S3.1. *Under assumptions A1, A2 A5, A6 and A7 in Supplementary Section SI and assuming the selection model is correctly specified, that is, $\pi(\mathbf{X}^{\text{mult}}, \boldsymbol{\alpha}^{\text{mult}*}) = P(S = 1 | \mathbf{X}^{\text{mult}}) = \pi(\mathbf{X}^{\text{mult}})$ where $\widehat{\boldsymbol{\alpha}}^{\text{mult}} \xrightarrow{p} \boldsymbol{\alpha}^{\text{mult}*}$ and $\boldsymbol{\alpha}^{\text{mult}*}$ is the true value of $\boldsymbol{\alpha}$, then $\widehat{\boldsymbol{\theta}}_Z$ estimated using JPL is consistent for $\boldsymbol{\theta}_Z^*$ as $N \rightarrow \infty$.*

Proof. In this case, the estimating equation consists of both selection model and disease model parameter estimation. The two step estimating equation is given by

$$\begin{aligned} \delta_n(\boldsymbol{\alpha}^{\text{mult}}) &= \begin{pmatrix} \delta_{1n}(\boldsymbol{\alpha}_1) = \frac{1}{N} \sum_{i=1}^N S_{1i} \mathbf{X}_{1i} - \frac{1}{N} \cdot \sum_{i=1}^N \left(\frac{S_{\text{ext},i}}{\pi_{\text{ext},i}} \right) \cdot \pi_k(\mathbf{X}_{1i}, \boldsymbol{\alpha}_1) \cdot \mathbf{X}_{1i} \\ \vdots \\ \delta_{Kn}(\boldsymbol{\alpha}_K) = \frac{1}{N} \sum_{i=1}^N S_{Ki} \mathbf{X}_{Ki} - \frac{1}{N} \cdot \sum_{i=1}^N \left(\frac{S_{\text{ext},i}}{\pi_{\text{ext},i}} \right) \cdot \pi_k(\mathbf{X}_{Ki}, \boldsymbol{\alpha}_K) \cdot \mathbf{X}_{Ki} \end{pmatrix} \\ \phi_n(\boldsymbol{\theta}_Z, \widehat{\boldsymbol{\alpha}}^{\text{mult}}) &= \frac{1}{N} \sum_{i=1}^N \frac{S_i^{\text{mult}}}{\pi(\mathbf{X}_i^{\text{mult}}, \widehat{\boldsymbol{\alpha}}^{\text{mult}})} \left\{ D_i \mathbf{Z}_i - \frac{e^{\boldsymbol{\theta}' \cdot \mathbf{Z}_i}}{(1 + e^{\boldsymbol{\theta}' \cdot \mathbf{Z}_i})} \cdot \mathbf{Z}_i \right\}. \end{aligned}$$

From Tsiatis (2006) to show $\widehat{\boldsymbol{\theta}}_{\mathbf{Z}} \xrightarrow{p} \boldsymbol{\theta}_{\mathbf{Z}}^*$ in a two step estimation procedure, we need to prove $\mathbb{E}(\phi_N(\boldsymbol{\theta}_{\mathbf{Z}}^*, \boldsymbol{\alpha}^{\text{mult}*})) = \mathbf{0}$. Under correct specification of selection model, $\pi(\mathbf{X}^{\text{mult}}, \boldsymbol{\alpha}^{\text{mult}*}) = P(S = 1 | \mathbf{X}^{\text{mult}}) = \pi(\mathbf{X}^{\text{mult}})$ where $\widehat{\boldsymbol{\alpha}}^{\text{mult}} \xrightarrow{p} \boldsymbol{\alpha}^{\text{mult}*}$ and $\boldsymbol{\alpha}^{\text{mult}*}$ is the true value of $\boldsymbol{\alpha}^{\text{mult}}$. Using this equality, the proof to show that $\mathbb{E}(\phi_N(\boldsymbol{\theta}_{\mathbf{Z}}^*, \boldsymbol{\alpha}^{\text{mult}*})) = \mathbf{0}$ is exactly as Theorem S1. Therefore we obtain $\widehat{\boldsymbol{\theta}}_{\mathbf{Z}}$ is a consistent estimator of $\boldsymbol{\theta}_{\mathbf{Z}}^*$. \square

S3.2 Theorem S3.2

Theorem S3.2. Under assumptions of Theorem S3.1 and suppose $\widehat{\boldsymbol{\theta}}_{\mathbf{Z}} \xrightarrow{p} \boldsymbol{\theta}_{\mathbf{Z}}^*$, the asymptotic distribution of $\widehat{\boldsymbol{\theta}}_{\mathbf{Z}}$ using JPL is given by

$$\sqrt{N}(\widehat{\boldsymbol{\theta}}_{\mathbf{Z}} - \boldsymbol{\theta}_{\mathbf{Z}}^*) \xrightarrow{d} \mathcal{N}(\mathbf{0}, V). \quad (\text{S8})$$

where

$$\begin{aligned} V &= (G_{\boldsymbol{\theta}_{\mathbf{Z}}^*})^{-1} \cdot \mathbb{E}[\{g(\boldsymbol{\theta}_{\mathbf{Z}}^*, \boldsymbol{\alpha}^{\text{mult}*}) + G_{\boldsymbol{\alpha}^{\text{mult}*}} \cdot \boldsymbol{\Psi}(\boldsymbol{\alpha}^{\text{mult}*})\} \{g(\boldsymbol{\theta}_{\mathbf{Z}}^*, \boldsymbol{\alpha}^{\text{mult}*}) + G_{\boldsymbol{\alpha}^{\text{mult}*}} \cdot \boldsymbol{\Psi}(\boldsymbol{\alpha}^{\text{mult}*})\}'] \cdot (G_{\boldsymbol{\theta}_{\mathbf{Z}}^*}^{-1})' \\ G_{\boldsymbol{\theta}_{\mathbf{Z}}^*} &= \mathbb{E} \left\{ -\frac{S^{\text{mult}}}{\pi(\mathbf{X}^{\text{mult}}, \boldsymbol{\alpha}^{\text{mult}*})} \cdot \frac{e^{\boldsymbol{\theta}_{\mathbf{Z}}^{*\prime} \mathbf{Z}}}{(1 + e^{\boldsymbol{\theta}_{\mathbf{Z}}^{*\prime} \mathbf{Z}})^2} \cdot \mathbf{Z} \mathbf{Z}' \right\} \\ g(\boldsymbol{\theta}_{\mathbf{Z}}^*, \boldsymbol{\alpha}^{\text{mult}*}) &= \frac{S^{\text{mult}}}{\pi(\mathbf{X}^{\text{mult}}, \boldsymbol{\alpha}^{\text{mult}*})} \left\{ D \mathbf{Z} - \frac{e^{\boldsymbol{\theta}_{\mathbf{Z}}^{*\prime} \mathbf{Z}}}{(1 + e^{\boldsymbol{\theta}_{\mathbf{Z}}^{*\prime} \mathbf{Z}})} \cdot \mathbf{Z} \right\} \\ G_{\boldsymbol{\alpha}^{\text{mult}*}} &= \mathbb{E} \left[-\frac{S^{\text{mult}}}{\pi(\mathbf{X}^{\text{mult}}, \boldsymbol{\alpha}^{\text{mult}*})^2} \cdot \{1 - \pi_1(\mathbf{X}_1, \boldsymbol{\alpha}_1^*)\} \cdots \{1 - \pi_K(\mathbf{X}_K, \boldsymbol{\alpha}_K^*)\} \cdot \right. \\ &\quad \left. \mathbf{Z} \cdot \{\pi_1(\mathbf{X}_1, \boldsymbol{\alpha}_1^*) \cdot \mathbf{X}'_1, \dots, \pi_K(\mathbf{X}_K, \boldsymbol{\alpha}_K^*) \cdot \mathbf{X}'_K\} \cdot \left\{ D - \frac{e^{\boldsymbol{\theta}_{\mathbf{Z}}^{*\prime} \mathbf{Z}}}{(1 + e^{\boldsymbol{\theta}_{\mathbf{Z}}^{*\prime} \mathbf{Z}})} \right\} \right] \\ h(\mathbf{X}^{\text{mult}}, \mathbf{M}, \boldsymbol{\alpha}^{\text{mult}*}) &= \begin{pmatrix} S_1 \mathbf{X}_1 - \frac{\pi_1(\mathbf{X}_1, \boldsymbol{\alpha}_1^*)}{\pi_{\text{ext}}(\mathbf{M})} \cdot S_{\text{ext}} \cdot \mathbf{X}_1 \\ \vdots \\ S_K \mathbf{X}_K - \frac{\pi_K(\mathbf{X}_K, \boldsymbol{\alpha}_K^*)}{\pi_{\text{ext}}(\mathbf{M})} \cdot S_{\text{ext}} \cdot \mathbf{X}_K \end{pmatrix} \\ H &= -\mathbb{E} \begin{pmatrix} \frac{\pi_1(\mathbf{X}_1, \boldsymbol{\alpha}_1^*)}{\pi_{\text{ext}}(\mathbf{M})} \cdot \{1 - \pi_1(\mathbf{X}_1, \boldsymbol{\alpha}_1^*)\} \cdot S_{\text{ext}} \cdot \mathbf{X}_1 \mathbf{X}'_1 & \dots & 0 \\ \vdots & \ddots & \vdots \\ 0 & \dots & \frac{\pi_K(\mathbf{X}_K, \boldsymbol{\alpha}_K^*)}{\pi_{\text{ext}}(\mathbf{M})} \cdot \{1 - \pi_K(\mathbf{X}_K, \boldsymbol{\alpha}_K^*)\} \cdot S_{\text{ext}} \cdot \mathbf{X}_K \mathbf{X}'_K \end{pmatrix} \\ \boldsymbol{\Psi}(\boldsymbol{\alpha}^{\text{mult}*}) &= -H^{-1} \cdot h(\mathbf{X}^{\text{mult}}, \mathbf{M}, \boldsymbol{\alpha}^{\text{mult}*}) \end{aligned}$$

Proof. By Tsiatis (2006)'s arguments on a two step Z-estimation problem, under assumptions of Theorem S4 and since $\widehat{\boldsymbol{\theta}}_{\mathbf{Z}} \xrightarrow{p} \boldsymbol{\theta}_{\mathbf{Z}}^*$, we obtain that

$$\begin{aligned} \sqrt{N}(\widehat{\boldsymbol{\theta}}_{\mathbf{Z}} - \boldsymbol{\theta}_{\mathbf{Z}}^*) &\xrightarrow{d} \mathcal{N}(0, (G_{\boldsymbol{\theta}_{\mathbf{Z}}^*})^{-1} \cdot \mathbb{E}[\{g(\boldsymbol{\theta}_{\mathbf{Z}}^*, \boldsymbol{\alpha}^{\text{mult}*}) + G_{\boldsymbol{\alpha}^{\text{mult}*}} \cdot \boldsymbol{\Psi}(\boldsymbol{\alpha}^{\text{mult}*})\} \\ &\quad \{g(\boldsymbol{\theta}_{\mathbf{Z}}^*, \boldsymbol{\alpha}^{\text{mult}*}) + G_{\boldsymbol{\alpha}^{\text{mult}*}} \cdot \boldsymbol{\Psi}(\boldsymbol{\alpha}^{\text{mult}*})\}'] \cdot (G_{\boldsymbol{\theta}_{\mathbf{Z}}^*}^{-1})'). \end{aligned}$$

We derive the expression of each of the terms in the above expression.

$$G_{\theta_Z^*} = \mathbb{E} \left\{ \frac{\partial g(\theta_Z, \alpha^{\text{mult}*})}{\partial \theta_Z} \right\} \Big|_{\theta_Z = \theta_Z^*} \quad G_{\alpha^{\text{mult}*}} = \mathbb{E} \left\{ \frac{\partial g(\theta_Z^*, \alpha^{\text{mult}})}{\partial \alpha^{\text{mult}}} \right\} \Big|_{\alpha^{\text{mult}} = \alpha^{\text{mult}*}}$$

$$H = \mathbb{E} \left\{ \frac{\partial h(\alpha^{\text{mult}})}{\partial \alpha^{\text{mult}}} \right\} \Big|_{\alpha^{\text{mult}} = \alpha^{\text{mult}*}} \quad \Psi(\alpha^{\text{mult}*}) = -H^{-1} h(\alpha^{\text{mult}*}).$$

Calculation for $G_{\theta_Z^*}$

$$\begin{aligned} \frac{\partial g(\theta_Z, \alpha^{\text{mult}*})}{\partial \theta_Z} \Big|_{\theta_Z = \theta_Z^*} &= \frac{\partial}{\partial \theta_Z} \left[\frac{S^{\text{mult}}}{\pi(\mathbf{X}^{\text{mult}}, \alpha^{\text{mult}*})} \left\{ D\mathbf{Z} - \frac{e^{\theta_Z^* \mathbf{Z}}}{(1 + e^{\theta_Z^* \mathbf{Z}})} \cdot \mathbf{Z} \right\} \right] \Big|_{\theta_Z = \theta_Z^*} \\ &= -\frac{S^{\text{mult}}}{\pi(\mathbf{X}^{\text{mult}}, \alpha^{\text{mult}*})} \cdot \frac{e^{\theta_Z^* \mathbf{Z}}}{(1 + e^{\theta_Z^* \mathbf{Z}})^2} \cdot \mathbf{Z}\mathbf{Z}'. \end{aligned}$$

Therefore we obtain

$$G_{\theta_Z^*} = \mathbb{E} \left[-\frac{S^{\text{mult}}}{\pi(\mathbf{X}^{\text{mult}}, \alpha^{\text{mult}*})} \cdot \frac{e^{\theta_Z^* \mathbf{Z}}}{(1 + e^{\theta_Z^* \mathbf{Z}})^2} \cdot \mathbf{Z}\mathbf{Z}' \right].$$

Calculation for $G_{\alpha^{\text{mult}*}}$

$$\frac{\partial g(\theta_Z^*, \alpha^{\text{mult}})}{\partial \alpha^{\text{mult}}} \Big|_{\alpha^{\text{mult}} = \alpha^{\text{mult}*}} = \left[\frac{\partial g(\theta_Z^*, \alpha^{\text{mult}})}{\partial \alpha_1} \Big|_{\alpha^{\text{mult}} = \alpha^{\text{mult}*}}, \dots, \frac{\partial g(\theta_Z^*, \alpha^{\text{mult}})}{\partial \alpha_K} \Big|_{\alpha^{\text{mult}} = \alpha^{\text{mult}*}} \right]$$

Moreover we obtain $\forall k \{1, 2, \dots, K\}$

$$\begin{aligned} \frac{\partial g(\theta_Z^*, \alpha^{\text{mult}})}{\partial \alpha_k} \Big|_{\alpha^{\text{mult}} = \alpha^{\text{mult}*}} &= \frac{\partial}{\partial \alpha_k} \left[\frac{S^{\text{mult}}}{\pi(\mathbf{X}^{\text{mult}}, \alpha^{\text{mult}})} \left\{ D\mathbf{Z} - \frac{e^{\theta_Z^* \mathbf{Z}}}{(1 + e^{\theta_Z^* \mathbf{Z}})} \cdot \mathbf{Z} \right\} \right] \Big|_{\alpha^{\text{mult}} = \alpha^{\text{mult}*}} \\ &= -\frac{S^{\text{mult}}}{\pi(\mathbf{X}^{\text{mult}}, \alpha^{\text{mult}*})^2} \cdot \left\{ D\mathbf{Z} - \frac{e^{\theta_Z^* \mathbf{Z}}}{(1 + e^{\theta_Z^* \mathbf{Z}})} \cdot \mathbf{Z} \right\} \cdot \frac{\partial \pi(\mathbf{X}^{\text{mult}}, \alpha^{\text{mult}})}{\partial \alpha_k} \Big|_{\alpha^{\text{mult}} = \alpha^{\text{mult}*}} \\ &= -\frac{S^{\text{mult}}}{\pi(\mathbf{X}^{\text{mult}}, \alpha^{\text{mult}*})^2} \cdot \{1 - \pi_1(\mathbf{X}_1, \alpha_1^*)\} \cdots \{1 - \pi_K(\mathbf{X}_K, \alpha_K^*)\} \mathbf{Z} \cdot \{\pi_1(\mathbf{X}_1, \alpha_1^*) \cdot \mathbf{X}'_1\} \cdot \\ &\quad \left\{ D - \frac{e^{\theta_Z^* \mathbf{Z}}}{(1 + e^{\theta_Z^* \mathbf{Z}})} \right\} \end{aligned}$$

Therefore we obtain

$$\begin{aligned} G_{\alpha^{\text{mult}*}} &= \mathbb{E} \left[-\frac{S^{\text{mult}}}{\pi(\mathbf{X}^{\text{mult}}, \alpha^{\text{mult}*})^2} \cdot \{1 - \pi_1(\mathbf{X}_1, \alpha_1^*)\} \cdots \{1 - \pi_K(\mathbf{X}_K, \alpha_K^*)\} \right. \\ &\quad \left. \mathbf{Z} \cdot \{\pi_1(\mathbf{X}_1, \alpha_1^*) \cdot \mathbf{X}'_1, \dots, \pi_K(\mathbf{X}_K, \alpha_K^*) \cdot \mathbf{X}'_K\} \cdot \left\{ D - \frac{e^{\theta_Z^* \mathbf{Z}}}{(1 + e^{\theta_Z^* \mathbf{Z}})} \right\} \right] \end{aligned}$$

Next we calculate $\Psi(\alpha^{\text{mult}*})$.

Calculation for $\Psi(\boldsymbol{\alpha}^{\text{mult}*})$

$$\frac{\partial \mathbf{h}(\boldsymbol{\alpha}^{\text{mult}})}{\partial \boldsymbol{\alpha}^{\text{mult}}} \Big|_{\boldsymbol{\alpha}=\boldsymbol{\alpha}^{\text{mult}*}} = \begin{pmatrix} \frac{\partial \mathbf{h}_1(\boldsymbol{\alpha}_1)}{\partial \boldsymbol{\alpha}_1} \Big|_{\boldsymbol{\alpha}_1=\boldsymbol{\alpha}_1^*} & \cdots & 0 \\ \vdots & \ddots & \vdots \\ 0 & \cdots & \frac{\partial \mathbf{h}_K(\boldsymbol{\alpha}_K)}{\partial \boldsymbol{\alpha}_K} \Big|_{\boldsymbol{\alpha}_K=\boldsymbol{\alpha}_K^*} \end{pmatrix}$$

Moreover we obtain $\forall k \{1, 2, \dots, K\}$

$$\begin{aligned} \frac{\partial \mathbf{h}_k(\boldsymbol{\alpha}_k)}{\partial \boldsymbol{\alpha}_k} \Big|_{\boldsymbol{\alpha}_k=\boldsymbol{\alpha}_k^*} &= \frac{\partial}{\partial \boldsymbol{\alpha}_k} \left\{ S_k \mathbf{X}_k - S_{\text{ext}} \cdot \frac{\pi(\mathbf{X}_k, \boldsymbol{\alpha}_k)}{\pi_{\text{ext}}(\mathbf{M})} \cdot \mathbf{X}_k \right\} \Big|_{\boldsymbol{\alpha}_k=\boldsymbol{\alpha}_k^*} \\ &= -\frac{\frac{\partial}{\partial \boldsymbol{\alpha}_k} \pi(\mathbf{X}_k, \boldsymbol{\alpha}_k) \Big|_{\boldsymbol{\alpha}_k=\boldsymbol{\alpha}_k^*}}{\pi_{\text{ext}}(\mathbf{M})} \cdot S_{\text{ext}} \cdot \mathbf{X}_k = -\frac{\pi(\mathbf{X}_k, \boldsymbol{\alpha}_k^*)}{\pi_{\text{ext}}(\mathbf{M})} \cdot \{1 - \pi(\mathbf{X}_k, \boldsymbol{\alpha}_k^*)\} \cdot S_{\text{ext}} \cdot \mathbf{X}_k \cdot \mathbf{X}'_k \end{aligned}$$

This implies

$$H = -\mathbb{E} \begin{pmatrix} \frac{\pi_1(\mathbf{X}_1, \boldsymbol{\alpha}_1^*)}{\pi_{\text{ext}}(\mathbf{M})} \cdot \{1 - \pi_1(\mathbf{X}_1, \boldsymbol{\alpha}_1^*)\} \cdot S_{\text{ext}} \cdot \mathbf{X}_1 \mathbf{X}'_1 & \cdots & 0 \\ \vdots & \ddots & \vdots \\ 0 & \cdots & \frac{\pi_K(\mathbf{X}_K, \boldsymbol{\alpha}_K^*)}{\pi_{\text{ext}}(\mathbf{M})} \cdot \{1 - \pi_K(\mathbf{X}_K, \boldsymbol{\alpha}_K^*)\} \cdot S_{\text{ext}} \cdot \mathbf{X}_K \mathbf{X}'_K \end{pmatrix}$$

This gives the asymptotic distribution of $\widehat{\boldsymbol{\theta}}_{\mathbf{Z}}$ for PL. □

S3.3 Theorem S3.3

Theorem S3.3. Under all the assumptions of Theorems S3.1 and S3.2 and A8, $\frac{1}{N} \cdot \widehat{\mathbf{G}}_{\boldsymbol{\theta}_{\mathbf{Z}}}^{-1} \cdot \widehat{\mathbf{E}} \cdot (\widehat{\mathbf{G}}_{\boldsymbol{\theta}_{\mathbf{Z}}}^{-1})'$ is a consistent estimator of the variance of $\widehat{\boldsymbol{\theta}}_{\mathbf{Z}}$ for JPL where

$$\begin{aligned} \widehat{\mathbf{G}}_{\boldsymbol{\theta}_{\mathbf{Z}}} &= -\frac{1}{N} \sum_{i=1}^N S_i^{\text{mult}} \cdot \frac{1}{\pi(\mathbf{X}_i^{\text{mult}}, \widehat{\boldsymbol{\alpha}}^{\text{mult}})} \cdot \frac{e^{\widehat{\boldsymbol{\theta}}_{\mathbf{Z}}' \mathbf{Z}_i}}{(1 + e^{\widehat{\boldsymbol{\theta}}_{\mathbf{Z}}' \mathbf{Z}_i})^2} \cdot \mathbf{Z}_i \mathbf{Z}'_i \\ \widehat{\mathbf{H}} &= -\frac{1}{N} \sum_{i=1}^N S_{\text{ext},i} \begin{pmatrix} \frac{\pi_1(\mathbf{X}_{1i}, \widehat{\boldsymbol{\alpha}}_1)}{\pi_{\text{ext},i}(\mathbf{M}_i)} \{1 - \pi_1(\mathbf{X}_{1i}, \widehat{\boldsymbol{\alpha}}_1)\} \mathbf{X}_{1i} \mathbf{X}'_{1i} & 0 \\ \vdots & \ddots \\ 0 & \frac{\pi_K(\mathbf{X}_{Ki}, \widehat{\boldsymbol{\alpha}}_K)}{\pi_{\text{ext},i}(\mathbf{M}_i)} \{1 - \pi_K(\mathbf{X}_{Ki}, \widehat{\boldsymbol{\alpha}}_K)\} \mathbf{X}_{Ki} \mathbf{X}'_{Ki} \end{pmatrix} \\ \widehat{\mathbf{G}}_{\boldsymbol{\alpha}^{\text{mult}}} &= -\frac{1}{N} \sum_{i=1}^N \frac{S_i^{\text{mult}}}{\pi(\mathbf{X}_i^{\text{mult}}, \widehat{\boldsymbol{\alpha}}^{\text{mult}})^2} \cdot \{1 - \pi_1(\mathbf{X}_{1i}, \widehat{\boldsymbol{\alpha}}_1)\} \cdots \{1 - \pi_K(\mathbf{X}_{Ki}, \widehat{\boldsymbol{\alpha}}_K)\} \cdot \\ &\quad \mathbf{Z}_i \cdot \{\pi_1(\mathbf{X}_{1i}, \widehat{\boldsymbol{\alpha}}_1) \cdot \mathbf{X}'_{1i}, \dots, \pi_K(\mathbf{X}_{Ki}, \widehat{\boldsymbol{\alpha}}_K) \cdot \mathbf{X}'_{Ki}\} \cdot \left\{ D_i - \frac{e^{\widehat{\boldsymbol{\theta}}_{\mathbf{Z}}' \mathbf{Z}_i}}{(1 + e^{\widehat{\boldsymbol{\theta}}_{\mathbf{Z}}' \mathbf{Z}_i})} \right\} \\ \widehat{\mathbf{E}}_1 &= \frac{1}{N} \sum_{i=1}^N S_i^{\text{mult}} \cdot \left\{ \frac{1}{\pi(\mathbf{X}_i^{\text{mult}}, \widehat{\boldsymbol{\alpha}}^{\text{mult}})} \right\}^2 \cdot \left\{ D_i - \frac{e^{\widehat{\boldsymbol{\theta}}_{\mathbf{Z}}' \mathbf{Z}_i}}{(1 + e^{\widehat{\boldsymbol{\theta}}_{\mathbf{Z}}' \mathbf{Z}_i})} \right\}^2 \cdot \mathbf{Z}_i \mathbf{Z}'_i \end{aligned}$$

$$\begin{aligned}
\widehat{E}_2 &= \widehat{E}_3' = \frac{1}{N} \sum_{i=1}^N \widehat{G_{\alpha^{mult}}} \cdot \widehat{H}^{-1} \cdot \frac{1}{\pi(\mathbf{X}_i^{mult}, \widehat{\alpha}^{mult})} \begin{pmatrix} S_{1i} \mathbf{X}_{1i} \\ \vdots \\ S_{Ki} \mathbf{X}_{Ki} \end{pmatrix} \cdot \left\{ D_i \mathbf{Z}'_i - \frac{e^{\widehat{\theta}_Z' \mathbf{Z}_i}}{(1 + e^{\widehat{\theta}_Z' \mathbf{Z}_i})} \cdot \mathbf{Z}'_i \right\} \\
&- \frac{1}{N} \sum_{i=1}^N \widehat{G_{\alpha^{mult}}} \cdot \widehat{H}^{-1} \cdot \frac{S_i^{mult}}{\pi(\mathbf{X}_i^{mult}, \widehat{\alpha}^{mult})} \cdot \frac{S_{ext,i}}{\pi_{ext}(\mathbf{M}_i)} \begin{pmatrix} \pi_1(\mathbf{X}_{1i}, \widehat{\alpha}_1) \cdot \mathbf{X}_{1i} \\ \vdots \\ \pi_K(\mathbf{X}_{Ki}, \widehat{\alpha}_K) \cdot \mathbf{X}_{Ki} \end{pmatrix} \cdot \left\{ D_i \mathbf{Z}'_i - \frac{e^{\widehat{\theta}_Z' \mathbf{Z}_i}}{(1 + e^{\widehat{\theta}_Z' \mathbf{Z}_i})} \cdot \mathbf{Z}'_i \right\} \\
\widehat{E}_4 &= \frac{1}{N} \cdot \widehat{G_{\alpha^{mult}}} \cdot \widehat{H}^{-1} \sum_{i=1}^N \left[\begin{pmatrix} S_{1i} \mathbf{X}_{1i} \\ \vdots \\ S_{Ki} \mathbf{X}_{Ki} \end{pmatrix} \cdot (S_{1i} \mathbf{X}'_{1i}, \dots, S_{Ki} \mathbf{X}'_{Ki}) \right. \\
&- 2 \cdot S_{ext,i} \begin{pmatrix} \frac{\pi_1(\mathbf{X}_{1i}, \widehat{\alpha}_1)}{\pi_{ext}(\mathbf{M}_i)} \cdot \mathbf{X}_{1i} \\ \vdots \\ \frac{\pi_K(\mathbf{X}_{Ki}, \widehat{\alpha}_K)}{\pi_{ext}(\mathbf{M}_i)} \cdot \mathbf{X}_{Ki} \end{pmatrix} \cdot (S_{1i} \mathbf{X}'_{1i}, \dots, S_{Ki} \mathbf{X}'_{Ki}) \\
&\left. + S_{ext,i} \cdot \begin{pmatrix} \frac{\pi_1(\mathbf{X}_{1i}, \widehat{\alpha}_1)}{\pi_{ext}(\mathbf{M}_i)} \cdot \mathbf{X}_{1i} \\ \vdots \\ \frac{\pi_K(\mathbf{X}_{Ki}, \widehat{\alpha}_K)}{\pi_{ext}(\mathbf{M}_i)} \cdot \mathbf{X}_{Ki} \end{pmatrix} \cdot \left\{ \frac{\pi_1(\mathbf{X}_{1i}, \widehat{\alpha}_1)}{\pi_{ext}(\mathbf{M}_i)} \cdot \mathbf{X}_{1i}, \dots, \frac{\pi_K(\mathbf{X}_{Ki}, \widehat{\alpha}_K)}{\pi_{ext}(\mathbf{M}_i)} \cdot \mathbf{X}_{Ki} \right\} \right] (\widehat{H}^{-1})' \cdot (\widehat{G_{\alpha^{mult}}})'
\end{aligned}$$

$$\widehat{E} = \widehat{E}_1 - \widehat{E}_2 - \widehat{E}_3 + \widehat{E}_4.$$

Proof. Under all the assumptions of Theorems S3.1, S3.2 and A8 and using ULLN and Continuous Mapping Theorem, the proof of consistency for each of the following sample quantities are exactly same as the approach in Theorem S3. Using the exact same steps on the joint parameters $\boldsymbol{\eta}$ instead of $\boldsymbol{\theta}_Z$ (as in Theorem S3) we obtain

$$\begin{aligned}
\widehat{G_{\theta_Z}} &= -\frac{1}{N} \sum_{i=1}^N S_i^{mult} \cdot \frac{1}{\pi(\mathbf{X}_i^{mult}, \widehat{\alpha}^{mult})} \cdot \frac{e^{\widehat{\theta}_Z' \mathbf{Z}_i}}{(1 + e^{\widehat{\theta}_Z' \mathbf{Z}_i})^2} \cdot \mathbf{Z}_i \mathbf{Z}'_i \\
&\xrightarrow{p} G_{\theta_Z^*} = \mathbb{E} \left\{ -\frac{S^{mult}}{\pi(\mathbf{X}^{mult}, \alpha^{mult*})} \cdot \frac{e^{\boldsymbol{\theta}_Z^* \mathbf{Z}}}{(1 + e^{\boldsymbol{\theta}_Z^* \mathbf{Z}})^2} \cdot \mathbf{Z} \mathbf{Z}' \right\}.
\end{aligned}$$

Similarly we obtain

$$\begin{aligned}
\widehat{G_{\alpha^{mult}}} &= -\frac{1}{N} \sum_{i=1}^N \frac{S_i^{mult}}{\pi(\mathbf{X}_i^{mult}, \widehat{\alpha}^{mult})^2} \cdot \{1 - \pi_1(\mathbf{X}_{1i}, \widehat{\alpha}_1)\} \cdots \{1 - \pi_K(\mathbf{X}_{Ki}, \widehat{\alpha}_K)\} \cdot \\
&\quad \mathbf{Z}_i \cdot \{\pi_1(\mathbf{X}_{1i}, \widehat{\alpha}_1) \cdot \mathbf{X}'_{1i}, \dots, \pi_K(\mathbf{X}_{Ki}, \widehat{\alpha}_K) \cdot \mathbf{X}'_{Ki}\} \cdot \left\{ D_i - \frac{e^{\widehat{\theta}_Z \mathbf{Z}_i}}{(1 + e^{\widehat{\theta}_Z \mathbf{Z}_i})} \right\} \\
&\xrightarrow{p} G_{\alpha^{mult*}} = \mathbb{E} \left[-\frac{S^{mult}}{\pi(\mathbf{X}^{mult}, \alpha^{mult*})^2} \cdot \{1 - \pi_1(\mathbf{X}_1, \alpha_1^*)\} \cdots \{1 - \pi_K(\mathbf{X}_K, \alpha_K^*)\} \cdot \right. \\
&\quad \left. \mathbf{Z} \cdot \{\pi_1(\mathbf{X}_1, \alpha_1^*) \cdot \mathbf{X}'_1, \dots, \pi_K(\mathbf{X}_K, \alpha_K^*) \cdot \mathbf{X}'_K\} \cdot \left\{ D - \frac{e^{\boldsymbol{\theta}_Z^* \mathbf{Z}}}{(1 + e^{\boldsymbol{\theta}_Z^* \mathbf{Z}})} \right\} \right]
\end{aligned}$$

$$\widehat{H} = -\frac{1}{N} \sum_{i=1}^N S_{\text{ext},i} \begin{pmatrix} \frac{\pi_1(\mathbf{X}_{1i}, \widehat{\boldsymbol{\alpha}}_1)}{\pi_{\text{ext}}(\mathbf{M}_i)} \{1 - \pi_1(\mathbf{X}_{1i}, \widehat{\boldsymbol{\alpha}}_1)\} S_{\text{ext}} \mathbf{X}_{1i} \mathbf{X}'_{1i} & 0 \\ \vdots & \ddots \\ 0 & \frac{\pi_K(\mathbf{X}_{Ki}, \widehat{\boldsymbol{\alpha}}_K)}{\pi_{\text{ext}}(\mathbf{M}_i)} \{1 - \pi_K(\mathbf{X}_{Ki}, \widehat{\boldsymbol{\alpha}}_K)\} S_{\text{ext}} \mathbf{X}_{Ki} \mathbf{X}'_{Ki} \end{pmatrix}$$

$$\xrightarrow{p} H = -\mathbb{E} \begin{pmatrix} \frac{\pi_1(\mathbf{X}_1, \boldsymbol{\alpha}_1^*)}{\pi_{\text{ext}}(\mathbf{M})} \cdot \{1 - \pi_1(\mathbf{X}_1, \boldsymbol{\alpha}_1^*)\} \cdot S_{\text{ext}} \cdot \mathbf{X}_1 \mathbf{X}'_1 & 0 \\ \vdots & \ddots \\ 0 & \frac{\pi_K(\mathbf{X}_K, \boldsymbol{\alpha}_K^*)}{\pi_{\text{ext}}(\mathbf{M})} \cdot \{1 - \pi_K(\mathbf{X}_K, \boldsymbol{\alpha}_K^*)\} \cdot S_{\text{ext}} \cdot \mathbf{X}_K \mathbf{X}'_K \end{pmatrix}$$

Similarly we obtain

$$\widehat{E}_1 = \frac{1}{N} \sum_{i=1}^N S_i^{\text{mult}} \cdot \left\{ \frac{1}{\pi(\mathbf{X}_i^{\text{mult}}, \widehat{\boldsymbol{\alpha}}^{\text{mult}})} \right\}^2 \left\{ D_i - \frac{e^{\widehat{\boldsymbol{\theta}}_Z' \mathbf{Z}_i}}{(1 + e^{\widehat{\boldsymbol{\theta}}_Z' \mathbf{Z}_i})} \right\}^2 \cdot \mathbf{Z}_i \mathbf{Z}'_i$$

$$\xrightarrow{p} \mathbb{E} \left[S \cdot \left\{ \frac{1}{\pi(\mathbf{X}^{\text{mult}}, \boldsymbol{\alpha}^{\text{mult}*})} \right\}^2 \cdot \left\{ D - \frac{e^{\boldsymbol{\theta}_Z^* \mathbf{Z}}}{(1 + e^{\boldsymbol{\theta}_Z^* \mathbf{Z}})} \right\}^2 \cdot \mathbf{Z} \mathbf{Z}' \right].$$

$$\widehat{E}_2 = \widehat{E}_3 = \frac{1}{N} \sum_{i=1}^N \widehat{G}_{\boldsymbol{\alpha}^{\text{mult}}} \cdot \widehat{H}^{-1} \cdot \frac{1}{\pi(\mathbf{X}_i^{\text{mult}}, \widehat{\boldsymbol{\alpha}}^{\text{mult}})} \begin{pmatrix} S_{1i} \mathbf{X}_{1i} \\ \vdots \\ S_{Ki} \mathbf{X}_{Ki} \end{pmatrix} \cdot \left\{ D_i \mathbf{Z}'_i - \frac{e^{\widehat{\boldsymbol{\theta}}_Z' \mathbf{Z}_i}}{(1 + e^{\widehat{\boldsymbol{\theta}}_Z' \mathbf{Z}_i})} \cdot \mathbf{Z}'_i \right\}$$

$$- \frac{1}{N} \sum_{i=1}^N \widehat{G}_{\boldsymbol{\alpha}^{\text{mult}}} \cdot \widehat{H}^{-1} S_i^{\text{mult}} \cdot \frac{S_{\text{ext},i}}{\pi_{\text{ext}}(\mathbf{M}_i)} \begin{pmatrix} \pi_1(\mathbf{X}_{1i}, \widehat{\boldsymbol{\alpha}}_1) \cdot \mathbf{X}_{1i} \\ \vdots \\ \pi_K(\mathbf{X}_{Ki}, \widehat{\boldsymbol{\alpha}}_K) \cdot \mathbf{X}_{Ki} \end{pmatrix} \cdot \left\{ D_i \mathbf{Z}'_i - \frac{e^{\widehat{\boldsymbol{\theta}}_Z' \mathbf{Z}_i}}{(1 + e^{\widehat{\boldsymbol{\theta}}_Z' \mathbf{Z}_i})} \cdot \mathbf{Z}'_i \right\}$$

$$\xrightarrow{p} \mathbb{E} \{ G_{\boldsymbol{\alpha}^{\text{mult}*}} \cdot H^{-1} \cdot \mathbf{h}(\boldsymbol{\alpha}^{\text{mult}*}) \cdot \mathbf{g}(\boldsymbol{\theta}_Z^*, \boldsymbol{\alpha}^{\text{mult}*})' \}.$$

$$\widehat{E}_4 = \frac{1}{N} \cdot \widehat{G}_{\boldsymbol{\alpha}^{\text{mult}}} \cdot \widehat{H}^{-1} \sum_{i=1}^N \left[\begin{pmatrix} S_{1i} \mathbf{X}_{1i} \\ \vdots \\ S_{Ki} \mathbf{X}_{Ki} \end{pmatrix} \cdot (S_{1i} \mathbf{X}'_{1i}, \dots, S_{Ki} \mathbf{X}'_{Ki}) \right.$$

$$- 2 \cdot S_{\text{ext},i} \begin{pmatrix} \frac{\pi_1(\mathbf{X}_{1i}, \widehat{\boldsymbol{\alpha}}_1)}{\pi_{\text{ext}}(\mathbf{M}_i)} \cdot \mathbf{X}_{1i} \\ \vdots \\ \frac{\pi_K(\mathbf{X}_{Ki}, \widehat{\boldsymbol{\alpha}}_K)}{\pi_{\text{ext}}(\mathbf{M}_i)} \cdot \mathbf{X}_{Ki} \end{pmatrix} \cdot (S_{1i} \mathbf{X}'_{1i}, \dots, S_{Ki} \mathbf{X}'_{Ki})$$

$$+ S_{\text{ext},i} \cdot \begin{pmatrix} \frac{\pi_1(\mathbf{X}_{1i}, \widehat{\boldsymbol{\alpha}}_1)}{\pi_{\text{ext}}(\mathbf{M}_i)} \cdot \mathbf{X}_{1i} \\ \vdots \\ \frac{\pi_K(\mathbf{X}_{Ki}, \widehat{\boldsymbol{\alpha}}_K)}{\pi_{\text{ext}}(\mathbf{M}_i)} \cdot \mathbf{X}_{Ki} \end{pmatrix} \left\{ \frac{\pi_1(\mathbf{X}_{1i}, \widehat{\boldsymbol{\alpha}}_1)}{\pi_{\text{ext}}(\mathbf{M}_i)} \cdot \mathbf{X}_{1i}, \dots, \frac{\pi_K(\mathbf{X}_{Ki}, \widehat{\boldsymbol{\alpha}}_K)}{\pi_{\text{ext}}(\mathbf{M}_i)} \cdot \mathbf{X}_{Ki} \right\} \left. \right] (\widehat{H}^{-1})' \cdot (\widehat{G}_{\boldsymbol{\alpha}^{\text{mult}}})'$$

$$\xrightarrow{p} \mathbb{E} \{ G_{\boldsymbol{\alpha}^{\text{mult}*}} H^{-1} \cdot \mathbf{h}(\boldsymbol{\alpha}^{\text{mult}*}) \cdot \mathbf{h}(\boldsymbol{\alpha}^{\text{mult}*})' \cdot (H^{-1})' \cdot (G_{\boldsymbol{\alpha}^{\text{mult}*}})' \}$$

Therefore we obtain

$$\widehat{E} = \widehat{E}_1 - \widehat{E}_2 - \widehat{E}_3 + \widehat{E}_4 \xrightarrow{P} \mathbb{E}[\{g(\boldsymbol{\theta}_Z^*, \boldsymbol{\alpha}^{\text{mult}*}) + G_{\boldsymbol{\alpha}^{\text{mult}*}} \cdot \boldsymbol{\Psi}(\boldsymbol{\alpha}^{\text{mult}*})\} \\ \{g(\boldsymbol{\theta}_Z^*, \boldsymbol{\alpha}^{\text{mult}*}) + G_{\boldsymbol{\alpha}^{\text{mult}*}} \cdot \boldsymbol{\Psi}(\boldsymbol{\alpha}^{\text{mult}*})\}'].$$

Using all the above results we obtain $\widehat{G}_{\boldsymbol{\theta}_Z}^{-1} \cdot \widehat{E} \cdot (\widehat{G}_{\boldsymbol{\theta}_Z}^{-1})'$

$$\xrightarrow{P} (G_{\boldsymbol{\theta}_Z}^{-1})' \cdot \mathbb{E}[\{g(\boldsymbol{\theta}_Z^*, \boldsymbol{\alpha}^{\text{mult}*}) + G_{\boldsymbol{\alpha}^{\text{mult}*}} \cdot \boldsymbol{\Psi}(\boldsymbol{\alpha}^{\text{mult}*})\} \{g(\boldsymbol{\theta}_Z^*, \boldsymbol{\alpha}^{\text{mult}*}) + G_{\boldsymbol{\alpha}^{\text{mult}*}} \cdot \boldsymbol{\Psi}(\boldsymbol{\alpha}^{\text{mult}*})\}'] \cdot (G_{\boldsymbol{\theta}_Z}^{-1})'.$$

From Theorem S3.2 using the same approach used in the last step of Theorem S3, we obtain that $\frac{1}{N} \cdot \widehat{G}_{\boldsymbol{\theta}_Z}^{-1} \cdot \widehat{E} \cdot (\widehat{G}_{\boldsymbol{\theta}_Z}^{-1})'$ is a consistent estimator of the asymptotic variance of $\widehat{\boldsymbol{\theta}}_Z$. \square

S4 Joint Simplex Regression (JSR)

We extend the method of Simplex Regression (SR) (Kundu et al., 2023; Beesley and Mukherjee, 2022; Barndorff-Nielsen and Jørgensen, 1991) to multiple cohorts using the joint approach. The main idea underlying this method is based on the identity

$$\pi_k(\mathbf{X}_k) = P(S_k = 1 | \mathbf{X}_k) = P(S_{\text{ext}} = 1 | \mathbf{X}_k) \cdot \left(\frac{p_{11k}(\mathbf{X}_k) + p_{10k}(\mathbf{X}_k)}{p_{11k}(\mathbf{X}_k) + p_{01k}(\mathbf{X}_k)} \right). \quad (\text{S9})$$

where, $p_{ijk}(\mathbf{X}_k) = P(S_k = i, S_{\text{ext}} = j | \mathbf{X}_k, S_k = 1 \text{ or } S_{\text{ext}} = 1)$. In equation (S9), we estimate $P(S_{\text{ext}} = 1 | \mathbf{X}_k)$ and $p_{11k}(\mathbf{X}_k), p_{10k}(\mathbf{X}_k), p_{01k}(\mathbf{X}_k)$ using Simplex Regression and Multinomial Regression respectively. The Simple Regression step models the dependency of $P(S_{\text{ext}} = 1 | \mathbf{X}_k)$ on \mathbf{X}_k . It is fitted on the external probability sample where π_{ext} serve as the response variable. We predict $P(S_{\text{ext}} = 1 | \mathbf{X}_k)$ for all the individuals in the k^{th} cohort using the estimated parameters in the previous step. Therefore this step is based on a stringent assumption that for all individuals in the external probability, $\pi_{\text{ext}} = P(S_{\text{ext}} = 1 | \mathbf{X}_k) \forall k \in \{1, 2, \dots, K\}$. On the other hand, $p_{ijk}(\mathbf{X}_k)$ is estimated based on the sample combining external probability and k^{th} internal non-probability sample. We define a nominal categorical variable with three levels corresponding to different values of (i, j) pairs $((i, j) = (1, 1), (1, 0), (0, 1))$. An individual with level (1,1) is a member of both samples; (0,1) indicates a member of the exterior sample only, whereas (1,0) corresponds to the internal sample only. The multicategory response is again regressed on the internal selection model variables, \mathbf{X}_k using a multinomial regression model and we obtain estimates of $p_{ijk}(\mathbf{X}_k)$. Using these estimates, the selection probabilities for the internal sample k , $P(S_k = 1 | \mathbf{X}_k)$, were estimated from equation (S9). Consequently, using equation (3.3) of the main text, we calculate the joint selection probability $\widehat{\pi}(\mathbf{X}^{\text{mult}})$ which serves as $\pi(\mathbf{X}^{\text{mult}})$ in the IPW equation (3.4) of the main text.

For JSR, due to composite nature of the selection model, we use an approximation of the variance ignoring uncertainty in the estimates of the selection model parameters. Hence we used the asymptotic distribution and the corresponding variance estimator provided in Theorems S1 and S2.

S5 Joint Post Stratification (JPS)

We extend the method of Post Stratification (PS) (Kundu et al., 2023; Beesley and Mukherjee, 2022; Holt and Smith, 1979) to multiple cohorts using the joint approach. We assume the joint distribution of the selection variables in the target population, namely $P(\mathbf{X}_k)$ are available to us. In case of continuous selection variables, we can at best expect to have access to joint probabilities of discretized versions of those variables. Beyond this coarsening, obtaining joint probabilities of a large multivariate set of predictors become extremely challenging. In such cases, several conditional independence assumptions will be needed to specify a joint distribution from sub-conditionals.

We consider the scenario where both Z_{2k} and W_k are continuous variables. Let Z'_{2k} and W'_k be the discretized versions of Z_{2k} and W_k respectively. The post stratification method estimates the selection probabilities into the

internal sample k for each individual by,

$$\pi_k(\mathbf{X}_k) = \frac{P(\mathbf{X}'_k | S_k = 1) \cdot P(S_k = 1)}{P(\mathbf{X}'_k)}.$$

$P(\mathbf{X}'_k | S_k = 1)$ is empirically estimated from the internal sample k . $P(\mathbf{X}'_k)$ is the known population level joint distribution for the discretized selection variables \mathbf{X}'_i obtained from external sources. Finally, $P(S_k = 1)$ is empirically estimated by $\frac{n_k}{N}$, where n_k is the size of internal sample k . Consequently, using equation (3.3) of the main text, we calculate the joint selection probability $\hat{\pi}(\mathbf{X}^{\text{mult}})$ which serves as $\pi(\mathbf{X}^{\text{mult}})$ in the IPW equation (3.4) of the main text. For JPS, the selection weights are derived from the summary statistics of the target population. Consequently, there is no need to estimate selection model parameters within this framework. Therefore, we utilize the asymptotic distribution and the corresponding consistent variance estimator as laid out in Theorems S1 and S2, which operate under the premise of known selection weights.

S6 Joint Calibration (JCL)

S6.1 Method

We extend the method of Calibration (CL) (Kundu et al., 2024; Wu, 2003) to multiple cohorts using the joint approach. Similar to JPL, we estimate internal selection probabilities $\pi_k(\mathbf{X}_k)$ by a model, $\pi_k(\mathbf{X}_k, \alpha_k)$ indexed by parameters α_k , when marginal population means of the selection variables \mathbf{X}_k are available from external sources. We obtain the estimate of α_k by solving the following calibration equation,

$$\sum_{i=1}^N \frac{S_{ki} \mathbf{X}_{ki}}{\pi_k(\mathbf{X}_{ki}, \alpha_k)} = \sum_{i=1}^N \mathbf{X}_{ki}. \quad (\text{S10})$$

Newton-Raphson method is used to solve equation (S10) to estimate α_k and henceforth obtain $\widehat{\pi}_k(\mathbf{X}_{ki}, \alpha_k)$. We used a logistic specification of $\pi(\mathbf{X}_k, \alpha_k)$ in our work. Consequently, using equation (3.3) of the main text, we calculate the joint selection probability $\widehat{\pi}(\mathbf{X}^{\text{mult}})$ which serves as $\pi(\mathbf{X}^{\text{mult}})$ in the IPW equation (3.4) of the main text.

S6.2 Theorem S6.1

Theorem S6.1. *Under assumptions A1, A2 A3, A5 and assuming the selection model is correctly specified, that is, $\pi(\mathbf{X}^{\text{mult}}, \alpha^{\text{mult}*}) = P(S = 1 | \mathbf{X}^{\text{mult}}) = \pi(\mathbf{X}^{\text{mult}})$ where $\widehat{\alpha}^{\text{mult}} \xrightarrow{p} \alpha^{\text{mult}*}$ and $\alpha^{\text{mult}*}$ is the true value of α , then $\widehat{\theta}_Z$ estimated using JCL is consistent for θ_Z^* as $N \rightarrow \infty$.*

Proof. In this case, the estimating equation consists of both selection model and disease model parameter estimation. The two step estimating equation is given by

$$\delta_n(\alpha^{\text{mult}}) = \begin{pmatrix} \delta_{1n}(\alpha_1) = \sum_{i=1}^N \frac{S_{1i} \mathbf{X}_{1i}}{\pi_1(\mathbf{X}_{1i}, \alpha_1)} - \sum_{i=1}^N \mathbf{X}_{1i} \\ \vdots \\ \delta_{Kn}(\alpha_K) = \sum_{i=1}^N \frac{S_{Ki} \mathbf{X}_{Ki}}{\pi_K(\mathbf{X}_{Ki}, \alpha_K)} - \sum_{i=1}^N \mathbf{X}_{Ki} \end{pmatrix}$$

$$\phi_n(\theta_Z, \widehat{\alpha}^{\text{mult}}) = \frac{1}{N} \sum_{i=1}^N \frac{S_i^{\text{mult}}}{\pi(\mathbf{X}_i^{\text{mult}}, \widehat{\alpha}^{\text{mult}})} \left\{ D_i \mathbf{Z}_i - \frac{e^{\theta' \mathbf{Z}_i}}{(1 + e^{\theta' \mathbf{Z}_i})} \cdot \mathbf{Z}_i \right\}.$$

From Tsiatis (2006) to show $\widehat{\theta}_Z \xrightarrow{p} \theta_Z^*$ in a two step estimation procedure, we need to prove $\mathbb{E}(\phi_N(\theta_Z^*, \alpha^{\text{mult}*})) = \mathbf{0}$. Under correct specification of selection model, $\pi(\mathbf{X}^{\text{mult}}, \alpha^{\text{mult}*}) = P(S = 1 | \mathbf{X}^{\text{mult}}) = \pi(\mathbf{X}^{\text{mult}})$ where $\widehat{\alpha}^{\text{mult}} \xrightarrow{p} \alpha^{\text{mult}*}$ and $\alpha^{\text{mult}*}$ is the true value of α^{mult} . Using this equality, the proof to show that $\mathbb{E}(\phi_N(\theta_Z^*, \alpha^{\text{mult}*})) = \mathbf{0}$ is exactly as Theorem S2.1. Therefore we obtain $\widehat{\theta}_Z$ is a consistent estimator of θ_Z^* . \square

S6.3 Theorem S6.2

Theorem S6.2. Under assumptions of Theorem S6.1 and suppose $\widehat{\boldsymbol{\theta}}_{\mathbf{Z}} \xrightarrow{p} \boldsymbol{\theta}_{\mathbf{Z}}^*$, the asymptotic distribution of $\widehat{\boldsymbol{\theta}}_{\mathbf{Z}}$ using JCL is given by

$$\sqrt{N}(\widehat{\boldsymbol{\theta}}_{\mathbf{Z}} - \boldsymbol{\theta}_{\mathbf{Z}}^*) \xrightarrow{d} \mathcal{N}(\mathbf{0}, V). \quad (\text{S11})$$

where

$$\begin{aligned} V &= (G_{\boldsymbol{\theta}_{\mathbf{Z}}^*})^{-1} \cdot \mathbb{E}[\{\mathbf{g}(\boldsymbol{\theta}_{\mathbf{Z}}^*, \boldsymbol{\alpha}^{\text{mult}*}) + G_{\boldsymbol{\alpha}^{\text{mult}*}} \cdot \boldsymbol{\Psi}(\boldsymbol{\alpha}^{\text{mult}*})\} \{\mathbf{g}(\boldsymbol{\theta}_{\mathbf{Z}}^*, \boldsymbol{\alpha}^{\text{mult}*}) + G_{\boldsymbol{\alpha}^{\text{mult}*}} \cdot \boldsymbol{\Psi}(\boldsymbol{\alpha}^{\text{mult}*})\}'] \cdot (G_{\boldsymbol{\theta}_{\mathbf{Z}}^*}^{-1})' \\ G_{\boldsymbol{\theta}_{\mathbf{Z}}^*} &= \mathbb{E} \left\{ -\frac{S^{\text{mult}}}{\pi(\mathbf{X}^{\text{mult}}, \boldsymbol{\alpha}^{\text{mult}*})} \cdot \frac{e^{\boldsymbol{\theta}_{\mathbf{Z}}^{*\prime} \mathbf{Z}}}{(1 + e^{\boldsymbol{\theta}_{\mathbf{Z}}^{*\prime} \mathbf{Z}})^2} \cdot \mathbf{Z} \mathbf{Z}' \right\} \\ \mathbf{g}(\boldsymbol{\theta}_{\mathbf{Z}}^*, \boldsymbol{\alpha}^{\text{mult}*}) &= \frac{S^{\text{mult}}}{\pi(\mathbf{X}^{\text{mult}}, \boldsymbol{\alpha}^{\text{mult}*})} \left\{ D \mathbf{Z} - \frac{e^{\boldsymbol{\theta}_{\mathbf{Z}}^{*\prime} \mathbf{Z}}}{(1 + e^{\boldsymbol{\theta}_{\mathbf{Z}}^{*\prime} \mathbf{Z}})} \cdot \mathbf{Z} \right\} \\ G_{\boldsymbol{\alpha}^{\text{mult}*}} &= \mathbb{E} \left[-\frac{S^{\text{mult}}}{\pi(\mathbf{X}^{\text{mult}}, \boldsymbol{\alpha}^{\text{mult}*})^2} \cdot \{1 - \pi_1(\mathbf{X}_1, \boldsymbol{\alpha}_1^*)\} \cdots \{1 - \pi_K(\mathbf{X}_K, \boldsymbol{\alpha}_K^*)\} \cdot \right. \\ &\quad \left. \mathbf{Z} \cdot \{\pi_1(\mathbf{X}_1, \boldsymbol{\alpha}_1^*) \cdot \mathbf{X}'_1, \dots, \pi_K(\mathbf{X}_K, \boldsymbol{\alpha}_K^*) \cdot \mathbf{X}'_K\} \cdot \left\{ D - \frac{e^{\boldsymbol{\theta}_{\mathbf{Z}}^{*\prime} \mathbf{Z}}}{(1 + e^{\boldsymbol{\theta}_{\mathbf{Z}}^{*\prime} \mathbf{Z}})} \right\} \right] \\ \mathbf{h}(\mathbf{X}^{\text{mult}}, \boldsymbol{\alpha}^{\text{mult}*}) &= \begin{pmatrix} \frac{S_1 \mathbf{X}_1}{\pi_1(\mathbf{X}_1, \boldsymbol{\alpha}_1^*)} - \mathbf{X}_1 \\ \vdots \\ \frac{S_K \mathbf{X}_K}{\pi_K(\mathbf{X}_K, \boldsymbol{\alpha}_K^*)} - \mathbf{X}_K \end{pmatrix} \\ H &= -\mathbb{E} \begin{pmatrix} \frac{S_1 \mathbf{X}_1 \mathbf{X}'_1}{\pi_1(\mathbf{X}_1, \boldsymbol{\alpha}_1^*)} \{1 - \pi_1(\mathbf{X}_1, \boldsymbol{\alpha}_1^*)\} & \cdots & 0 \\ \vdots & \ddots & \vdots \\ 0 & \cdots & \frac{S_K \mathbf{X}_K \mathbf{X}'_K}{\pi_K(\mathbf{X}_K, \boldsymbol{\alpha}_K^*)} \{1 - \pi_1(\mathbf{X}_1, \boldsymbol{\alpha}_1^*)\} \end{pmatrix} \\ \boldsymbol{\Psi}(\boldsymbol{\alpha}^{\text{mult}*}) &= -H^{-1} \cdot \mathbf{h}(\mathbf{X}^{\text{mult}}, \boldsymbol{\alpha}^{\text{mult}*}) \end{aligned}$$

Proof. By Tsiatis (2006)'s arguments on a two step Z-estimation problem, under assumptions of Theorem S6.1 and since $\widehat{\boldsymbol{\theta}}_{\mathbf{Z}} \xrightarrow{p} \boldsymbol{\theta}_{\mathbf{Z}}^*$, we obtain that

$$\begin{aligned} \sqrt{N}(\widehat{\boldsymbol{\theta}}_{\mathbf{Z}} - \boldsymbol{\theta}_{\mathbf{Z}}^*) \xrightarrow{d} \mathcal{N}(0, (G_{\boldsymbol{\theta}_{\mathbf{Z}}^*})^{-1} \cdot \mathbb{E}[\{\mathbf{g}(\boldsymbol{\theta}_{\mathbf{Z}}^*, \boldsymbol{\alpha}^{\text{mult}*}) + G_{\boldsymbol{\alpha}^{\text{mult}*}} \cdot \boldsymbol{\Psi}(\boldsymbol{\alpha}^{\text{mult}*})\} \\ \{\mathbf{g}(\boldsymbol{\theta}_{\mathbf{Z}}^*, \boldsymbol{\alpha}^{\text{mult}*}) + G_{\boldsymbol{\alpha}^{\text{mult}*}} \cdot \boldsymbol{\Psi}(\boldsymbol{\alpha}^{\text{mult}*})\}'] \cdot (G_{\boldsymbol{\theta}_{\mathbf{Z}}^*}^{-1})'). \end{aligned}$$

We derive the expression of each of the terms in the above expression.

$$\begin{aligned} G_{\boldsymbol{\theta}_{\mathbf{Z}}^*} &= \mathbb{E} \left\{ \frac{\partial \mathbf{g}(\boldsymbol{\theta}_{\mathbf{Z}}, \boldsymbol{\alpha}^{\text{mult}*})}{\partial \boldsymbol{\theta}_{\mathbf{Z}}} \right\} \Bigg|_{\boldsymbol{\theta}_{\mathbf{Z}} = \boldsymbol{\theta}_{\mathbf{Z}}^*} & G_{\boldsymbol{\alpha}^{\text{mult}*}} &= \mathbb{E} \left\{ \frac{\partial \mathbf{g}(\boldsymbol{\theta}_{\mathbf{Z}}^*, \boldsymbol{\alpha}^{\text{mult}*})}{\partial \boldsymbol{\alpha}^{\text{mult}}} \right\} \Bigg|_{\boldsymbol{\alpha}^{\text{mult}} = \boldsymbol{\alpha}^{\text{mult}*}} \\ H &= \mathbb{E} \left\{ \frac{\partial \mathbf{h}(\boldsymbol{\alpha}^{\text{mult}})}{\partial \boldsymbol{\alpha}^{\text{mult}}} \right\} \Bigg|_{\boldsymbol{\alpha}^{\text{mult}} = \boldsymbol{\alpha}^{\text{mult}*}} & \boldsymbol{\Psi}(\boldsymbol{\alpha}^{\text{mult}*}) &= -H^{-1} \mathbf{h}(\boldsymbol{\alpha}^{\text{mult}*}). \end{aligned}$$

First we calculate $G_{\boldsymbol{\theta}_{\mathbf{Z}}^*}$.

Calculation for $G_{\theta_Z^*}$

$$\begin{aligned} \left. \frac{\partial g(\theta_Z, \alpha^{\text{mult}*})}{\partial \theta_Z} \right|_{\theta_Z = \theta_Z^*} &= \frac{\partial}{\partial \theta_Z} \left[\frac{S^{\text{mult}}}{\pi(\mathbf{X}^{\text{mult}}, \alpha^{\text{mult}*})} \left\{ D\mathbf{Z} - \frac{e^{\theta_Z^* \mathbf{Z}}}{(1 + e^{\theta_Z^* \mathbf{Z}})} \cdot \mathbf{Z} \right\} \right] \Big|_{\theta_Z = \theta_Z^*} \\ &= -\frac{S^{\text{mult}}}{\pi(\mathbf{X}^{\text{mult}}, \alpha^{\text{mult}*})} \cdot \frac{e^{\theta_Z^* \mathbf{Z}}}{(1 + e^{\theta_Z^* \mathbf{Z}})^2} \cdot \mathbf{Z}\mathbf{Z}'. \end{aligned}$$

Therefore we obtain

$$G_{\theta_Z^*} = \mathbb{E} \left[-\frac{S^{\text{mult}}}{\pi(\mathbf{X}^{\text{mult}}, \alpha^{\text{mult}*})} \cdot \frac{e^{\theta_Z^* \mathbf{Z}}}{(1 + e^{\theta_Z^* \mathbf{Z}})^2} \cdot \mathbf{Z}\mathbf{Z}' \right].$$

Calculation for $G_{\alpha^{\text{mult}*}}$

$$\left. \frac{\partial g(\theta_Z^*, \alpha^{\text{mult}})}{\partial \alpha^{\text{mult}}} \right|_{\alpha^{\text{mult}} = \alpha^{\text{mult}*}} = \left[\left. \frac{\partial g(\theta_Z^*, \alpha^{\text{mult}})}{\partial \alpha_1} \right|_{\alpha^{\text{mult}} = \alpha^{\text{mult}*}}, \dots, \left. \frac{\partial g(\theta_Z^*, \alpha^{\text{mult}})}{\partial \alpha_K} \right|_{\alpha^{\text{mult}} = \alpha^{\text{mult}*}} \right]$$

Moreover we obtain $\forall k \{1, 2, \dots, K\}$

$$\begin{aligned} \left. \frac{\partial g(\theta_Z^*, \alpha^{\text{mult}})}{\partial \alpha_k} \right|_{\alpha^{\text{mult}} = \alpha^{\text{mult}*}} &= \frac{\partial}{\partial \alpha_k} \left[\frac{S^{\text{mult}}}{\pi(\mathbf{X}^{\text{mult}}, \alpha^{\text{mult}})} \left\{ D\mathbf{Z} - \frac{e^{\theta_Z^* \mathbf{Z}}}{(1 + e^{\theta_Z^* \mathbf{Z}})} \cdot \mathbf{Z} \right\} \right] \Big|_{\alpha^{\text{mult}} = \alpha^{\text{mult}*}} \\ &= -\frac{S^{\text{mult}}}{\pi(\mathbf{X}^{\text{mult}}, \alpha^{\text{mult}*})^2} \cdot \left\{ D\mathbf{Z} - \frac{e^{\theta_Z^* \mathbf{Z}}}{(1 + e^{\theta_Z^* \mathbf{Z}})} \cdot \mathbf{Z} \right\} \cdot \left. \frac{\partial \pi(\mathbf{X}^{\text{mult}}, \alpha^{\text{mult}})}{\partial \alpha_k} \right|_{\alpha^{\text{mult}} = \alpha^{\text{mult}*}} \\ &= -\frac{S^{\text{mult}}}{\pi(\mathbf{X}^{\text{mult}}, \alpha^{\text{mult}*})^2} \cdot \{1 - \pi_1(\mathbf{X}_1, \alpha_1^*)\} \cdots \{1 - \pi_K(\mathbf{X}_K, \alpha_K^*)\} \mathbf{Z} \cdot \{\pi_k(\mathbf{X}_k, \alpha_k^*) \cdot \mathbf{X}'_k\} \\ &\quad \cdot \left\{ D - \frac{e^{\theta_Z^* \mathbf{Z}}}{(1 + e^{\theta_Z^* \mathbf{Z}})} \right\} \end{aligned}$$

Therefore we obtain

$$\begin{aligned} G_{\alpha^{\text{mult}*}} &= \mathbb{E} \left[-\frac{S^{\text{mult}}}{\pi(\mathbf{X}^{\text{mult}}, \alpha^{\text{mult}*})^2} \cdot \{1 - \pi_1(\mathbf{X}_1, \alpha_1^*)\} \cdots \{1 - \pi_K(\mathbf{X}_K, \alpha_K^*)\} \right. \\ &\quad \left. \mathbf{Z} \cdot \{\pi_1(\mathbf{X}_1, \alpha_1^*) \cdot \mathbf{X}'_1, \dots, \pi_K(\mathbf{X}_K, \alpha_K^*) \cdot \mathbf{X}'_K\} \cdot \left\{ D - \frac{e^{\theta_Z^* \mathbf{Z}}}{(1 + e^{\theta_Z^* \mathbf{Z}})} \right\} \right] \end{aligned}$$

Next we calculate $\Psi(\alpha^{\text{mult}*})$.

Calculation for $\Psi(\alpha^{\text{mult}*})$

$$\left. \frac{\partial \mathbf{h}(\alpha^{\text{mult}})}{\partial \alpha^{\text{mult}}} \right|_{\alpha = \alpha^{\text{mult}*}} = \begin{pmatrix} \left. \frac{\partial h_1(\alpha_1)}{\partial \alpha_1} \right|_{\alpha_1 = \alpha_1^*} & \cdots & 0 \\ \vdots & \ddots & \vdots \\ 0 & \cdots & \left. \frac{\partial h_K(\alpha_K)}{\partial \alpha_K} \right|_{\alpha_K = \alpha_K^*} \end{pmatrix}$$

Moreover we obtain $\forall k \{1, 2, \dots, K\}$

$$\begin{aligned} \left. \frac{\partial \mathbf{h}_k(\boldsymbol{\alpha}_k)}{\partial \boldsymbol{\alpha}_k} \right|_{\boldsymbol{\alpha}_k = \boldsymbol{\alpha}_k^*} &= \frac{\partial}{\partial \boldsymbol{\alpha}_k} \left\{ \frac{S_k \mathbf{X}_k}{\pi_k(\mathbf{X}_k, \boldsymbol{\alpha}_k)} - \mathbf{X}_k \right\} \bigg|_{\boldsymbol{\alpha}_k = \boldsymbol{\alpha}_k^*} = - \frac{S_k \mathbf{X}_k}{\pi_k(\mathbf{X}_k, \boldsymbol{\alpha}_k)^2} \cdot \frac{\partial}{\partial \boldsymbol{\alpha}_k} \pi_k(\mathbf{X}_k, \boldsymbol{\alpha}_k) \bigg|_{\boldsymbol{\alpha}_k = \boldsymbol{\alpha}_k^*} \\ &= - \frac{S_k \mathbf{X}_k \mathbf{X}_k'}{\pi_k(\mathbf{X}_k, \boldsymbol{\alpha}_k^*)^2} \cdot \pi_k(\mathbf{X}_k, \boldsymbol{\alpha}_k^*) \{1 - \pi_k(\mathbf{X}_k, \boldsymbol{\alpha}_k^*)\}. \end{aligned}$$

This implies

$$H = -\mathbb{E} \begin{pmatrix} \frac{S_1 \mathbf{X}_1 \mathbf{X}_1'}{\pi_1(\mathbf{X}_1, \boldsymbol{\alpha}_1^*)^2} \cdot \pi_1(\mathbf{X}_1, \boldsymbol{\alpha}_1^*) \{1 - \pi_1(\mathbf{X}_1, \boldsymbol{\alpha}_1^*)\} & \cdots & 0 \\ \vdots & \ddots & \vdots \\ 0 & \cdots & \frac{S_K \mathbf{X}_K \mathbf{X}_K'}{\pi_K(\mathbf{X}_K, \boldsymbol{\alpha}_K^*)^2} \cdot \pi_K(\mathbf{X}_K, \boldsymbol{\alpha}_K^*) \{1 - \pi_K(\mathbf{X}_K, \boldsymbol{\alpha}_K^*)\} \end{pmatrix}$$

This gives the asymptotic distribution of $\widehat{\boldsymbol{\theta}}_{\mathbf{Z}}$ for PL. □

S6.4 Theorem S6.3

Theorem S6.3. Under all the assumptions of Theorems S7, S8 and A9, $\frac{1}{N} \cdot \widehat{G}_{\boldsymbol{\theta}_{\mathbf{Z}}}^{-1} \cdot \widehat{E} \cdot (\widehat{G}_{\boldsymbol{\theta}_{\mathbf{Z}}}^{-1})'$ is a consistent estimator of the variance of $\widehat{\boldsymbol{\theta}}_{\mathbf{Z}}$ for JCL where

$$\begin{aligned} \widehat{G}_{\boldsymbol{\theta}_{\mathbf{Z}}} &= - \frac{1}{N} \sum_{i=1}^N S_i^{mult} \cdot \frac{1}{\pi(\mathbf{X}_i^{mult}, \widehat{\boldsymbol{\alpha}}^{mult})} \cdot \frac{e^{\widehat{\boldsymbol{\theta}}_{\mathbf{Z}}' \mathbf{Z}_i}}{(1 + e^{\widehat{\boldsymbol{\theta}}_{\mathbf{Z}}' \mathbf{Z}_i})^2} \cdot \mathbf{Z}_i \mathbf{Z}_i' \\ \widehat{H} &= - \frac{1}{N} \sum_{i=1}^N \begin{pmatrix} \frac{S_{1i} \mathbf{X}_{1i} \mathbf{X}_{1i}'}{\pi_1(\mathbf{X}_{1i}, \widehat{\boldsymbol{\alpha}}_1)} \cdot \{1 - \pi_1(\mathbf{X}_{1i}, \widehat{\boldsymbol{\alpha}}_1)\} & \cdots & 0 \\ \vdots & \ddots & \vdots \\ 0 & \cdots & \frac{S_{Ki} \mathbf{X}_{Ki} \mathbf{X}_{Ki}'}{\pi_K(\mathbf{X}_{Ki}, \widehat{\boldsymbol{\alpha}}_K)} \cdot \{1 - \pi_K(\mathbf{X}_{Ki}, \widehat{\boldsymbol{\alpha}}_K)\} \end{pmatrix} \\ \widehat{G}_{\boldsymbol{\alpha}^{mult}} &= - \frac{1}{N} \sum_{i=1}^N \frac{S_i^{mult}}{\pi(\mathbf{X}_i^{mult}, \widehat{\boldsymbol{\alpha}}^{mult})^2} \cdot \{1 - \pi_1(\mathbf{X}_{1i}, \widehat{\boldsymbol{\alpha}}_1)\} \cdots \{1 - \pi_K(\mathbf{X}_{Ki}, \widehat{\boldsymbol{\alpha}}_K)\} \cdot \\ &\quad \mathbf{Z}_i \cdot \{\pi_1(\mathbf{X}_{1i}, \widehat{\boldsymbol{\alpha}}_1) \cdot \mathbf{X}_{1i}', \dots, \pi_K(\mathbf{X}_{Ki}, \widehat{\boldsymbol{\alpha}}_K) \cdot \mathbf{X}_{Ki}'\} \cdot \left\{ D_i - \frac{e^{\widehat{\boldsymbol{\theta}}_{\mathbf{Z}} \mathbf{Z}_i}}{(1 + e^{\widehat{\boldsymbol{\theta}}_{\mathbf{Z}} \mathbf{Z}_i})} \right\} \\ \widehat{E}_1 &= \frac{1}{N} \sum_{i=1}^N S_i^{mult} \cdot \left\{ \frac{1}{\pi(\mathbf{X}_i^{mult}, \widehat{\boldsymbol{\alpha}}^{mult})} \right\}^2 \cdot \left\{ D_i - \frac{e^{\widehat{\boldsymbol{\theta}}_{\mathbf{Z}}' \mathbf{Z}_i}}{(1 + e^{\widehat{\boldsymbol{\theta}}_{\mathbf{Z}}' \mathbf{Z}_i})} \right\}^2 \cdot \mathbf{Z}_i \mathbf{Z}_i' \\ \widehat{E}_2 = \widehat{E}_3 &= \frac{1}{N} \sum_{i=1}^N \widehat{G}_{\boldsymbol{\alpha}^{mult}} \cdot \widehat{H}^{-1} \cdot \frac{1}{\pi(\mathbf{X}_i^{mult}, \widehat{\boldsymbol{\alpha}}^{mult})} \cdot \begin{pmatrix} \frac{S_{1i} \mathbf{X}_{1i}}{\pi_1(\mathbf{X}_{1i}, \boldsymbol{\alpha}_1)} \\ \vdots \\ \frac{S_{Ki} \mathbf{X}_{Ki}}{\pi_K(\mathbf{X}_{Ki}, \boldsymbol{\alpha}_K)} \end{pmatrix} \cdot \left\{ D_i \mathbf{Z}_i' - \frac{e^{\widehat{\boldsymbol{\theta}}_{\mathbf{Z}}' \mathbf{Z}_i}}{(1 + e^{\widehat{\boldsymbol{\theta}}_{\mathbf{Z}}' \mathbf{Z}_i})} \cdot \mathbf{Z}_i' \right\} \\ &\quad - \frac{1}{N} \sum_{i=1}^N \widehat{G}_{\boldsymbol{\alpha}^{mult}} \cdot \widehat{H}^{-1} \cdot \frac{S_i^{mult}}{\pi(\mathbf{X}_i^{mult}, \widehat{\boldsymbol{\alpha}}^{mult})} \cdot \begin{pmatrix} \mathbf{X}_{1i} \\ \vdots \\ \mathbf{X}_{Ki} \end{pmatrix} \cdot \left\{ D_i \mathbf{Z}_i' - \frac{e^{\widehat{\boldsymbol{\theta}}_{\mathbf{Z}}' \mathbf{Z}_i}}{(1 + e^{\widehat{\boldsymbol{\theta}}_{\mathbf{Z}}' \mathbf{Z}_i})} \cdot \mathbf{Z}_i' \right\} \end{aligned}$$

$$\begin{aligned}
\widehat{E}_4 &= \frac{1}{N} \cdot \widehat{G_{\alpha^{mult}}} \cdot \widehat{H}^{-1} \sum_{i=1}^N \left[\begin{pmatrix} \frac{S_{1i} \mathbf{X}_{1i}}{\pi_1(\mathbf{X}_{1i}, \widehat{\alpha}_1)} \\ \vdots \\ \frac{S_{Ki} \mathbf{X}_{Ki}}{\pi_K(\mathbf{X}_{Ki}, \widehat{\alpha}_K)} \end{pmatrix} \cdot \left(\frac{S_{1i} \mathbf{X}'_{1i}}{\pi_1(\mathbf{X}_{1i}, \widehat{\alpha}_1)}, \dots, \frac{S_{Ki} \mathbf{X}'_{Ki}}{\pi_K(\mathbf{X}_{Ki}, \widehat{\alpha}_K)} \right) \right. \\
&\quad - 2 \cdot \begin{pmatrix} \mathbf{X}_{1i} \\ \vdots \\ \mathbf{X}_{Ki} \end{pmatrix} \cdot \left(\frac{S_{1i} \mathbf{X}'_{1i}}{\pi_1(\mathbf{X}_{1i}, \widehat{\alpha}_1)}, \dots, \frac{S_{Ki} \mathbf{X}'_{Ki}}{\pi_K(\mathbf{X}_{Ki}, \widehat{\alpha}_K)} \right) \\
&\quad \left. + \frac{S_i}{\pi(\mathbf{X}_i^{mult}, \alpha^{mult})} \cdot \begin{pmatrix} \mathbf{X}_{1i} \\ \vdots \\ \mathbf{X}_{Ki} \end{pmatrix} (\mathbf{X}_{1i}, \dots, \mathbf{X}_{Ki}) \right] (\widehat{H}^{-1})' \cdot (\widehat{G_{\alpha^{mult}}})' \\
\widehat{E} &= \widehat{E}_1 - \widehat{E}_2 - \widehat{E}_3 + \widehat{E}_4
\end{aligned}$$

Proof. Under all the assumptions of Theorems S6.1, S6.2 and A9 and using ULLN and Continuous Mapping Theorem, the proof of consistency for each of the following sample quantities are exactly same as the approach in Theorem S.3. Using the exact same steps on the joint parameters η instead of θ_Z (as in Theorem S2.3) we obtain

$$\begin{aligned}
\widehat{G_{\theta_Z}} &= -\frac{1}{N} \sum_{i=1}^N S_i^{mult} \cdot \frac{1}{\pi(\mathbf{X}_i^{mult}, \alpha^{mult})} \cdot \frac{e^{\widehat{\theta}_Z' \mathbf{Z}_i}}{(1 + e^{\widehat{\theta}_Z' \mathbf{Z}_i})^2} \cdot \mathbf{Z}_i \mathbf{Z}_i' \\
&\xrightarrow{p} G_{\theta_Z^*} = \mathbb{E} \left\{ -\frac{S^{mult}}{\pi(\mathbf{X}^{mult}, \alpha^{mult*})} \cdot \frac{e^{\theta_Z^* \mathbf{Z}}}{(1 + e^{\theta_Z^* \mathbf{Z}})^2} \cdot \mathbf{Z} \mathbf{Z}' \right\}.
\end{aligned}$$

Similarly we obtain

$$\begin{aligned}
\widehat{G_{\alpha^{mult}}} &= -\frac{1}{N} \sum_{i=1}^N \frac{S_i^{mult}}{\pi(\mathbf{X}_i^{mult}, \alpha^{mult})^2} \cdot \{1 - \pi_1(\mathbf{X}_{1i}, \widehat{\alpha}_1)\} \cdots \{1 - \pi_K(\mathbf{X}_{Ki}, \widehat{\alpha}_K)\} \cdot \\
&\quad \mathbf{Z}_i \cdot \{ \pi_1(\mathbf{X}_{1i}, \widehat{\alpha}_1) \cdot \mathbf{X}'_{1i}, \dots, \pi_K(\mathbf{X}_{Ki}, \widehat{\alpha}_K) \cdot \mathbf{X}'_{Ki} \} \cdot \left\{ D_i - \frac{e^{\widehat{\theta}_Z \mathbf{Z}_i}}{(1 + e^{\widehat{\theta}_Z \mathbf{Z}_i})} \right\} \\
&\xrightarrow{p} G_{\alpha^{mult*}} = \mathbb{E} \left[-\frac{S^{mult}}{\pi(\mathbf{X}^{mult}, \alpha^{mult*})^2} \cdot \{1 - \pi_1(\mathbf{X}_1, \alpha_1^*)\} \cdots \{1 - \pi_K(\mathbf{X}_K, \alpha_K^*)\} \cdot \right. \\
&\quad \left. \mathbf{Z} \cdot \{ \pi_1(\mathbf{X}_1, \alpha_1^*) \cdot \mathbf{X}'_1, \dots, \pi_K(\mathbf{X}_K, \alpha_K^*) \cdot \mathbf{X}'_K \} \cdot \left\{ D - \frac{e^{\theta_Z^* \mathbf{Z}}}{(1 + e^{\theta_Z^* \mathbf{Z}})} \right\} \right]
\end{aligned}$$

$$\begin{aligned}
\widehat{H} &= -\frac{1}{N} \sum_{i=1}^N \begin{pmatrix} \frac{S_{1i} \mathbf{X}_{1i} \mathbf{X}'_{1i}}{\pi_1(\mathbf{X}_{1i}, \widehat{\alpha}_1)} \cdot \{1 - \pi_1(\mathbf{X}_{1i}, \widehat{\alpha}_1)\} & \cdots & 0 \\ \vdots & \ddots & \vdots \\ 0 & \cdots & \frac{S_{Ki} \mathbf{X}_{Ki} \mathbf{X}'_{Ki}}{\pi_K(\mathbf{X}_{Ki}, \widehat{\alpha}_K)} \cdot \{1 - \pi_K(\mathbf{X}_{Ki}, \widehat{\alpha}_K)\} \end{pmatrix} \\
&\xrightarrow{p} H = -\mathbb{E} \begin{pmatrix} \frac{S_1 \mathbf{X}_1 \mathbf{X}'_1}{\pi_1(\mathbf{X}_1, \alpha_1^*)} \cdot \{1 - \pi_1(\mathbf{X}_1, \alpha_1^*)\} & \cdots & 0 \\ \vdots & \ddots & \vdots \\ 0 & \cdots & \frac{S_K \mathbf{X}_K \mathbf{X}'_K}{\pi_K(\mathbf{X}_K, \alpha_K^*)} \cdot \{1 - \pi_1(\mathbf{X}_K, \alpha_K^*)\} \end{pmatrix}
\end{aligned}$$

Similarly we obtain

$$\begin{aligned}
\widehat{E}_1 &= \frac{1}{N} \sum_{i=1}^N S_i^{\text{mult}} \cdot \left\{ \frac{1}{\pi(\mathbf{X}_i^{\text{mult}}, \widehat{\boldsymbol{\alpha}}^{\text{mult}})} \right\}^2 \left\{ D_i - \frac{e^{\widehat{\boldsymbol{\theta}}_{\mathbf{Z}}' \mathbf{Z}_i}}{(1 + e^{\widehat{\boldsymbol{\theta}}_{\mathbf{Z}}' \mathbf{Z}_i})} \right\}^2 \cdot \mathbf{Z}_i \mathbf{Z}_i' \\
&\xrightarrow{P} \mathbb{E} \left[S \cdot \left\{ \frac{1}{\pi(\mathbf{X}^{\text{mult}}, \boldsymbol{\alpha}^{\text{mult}*})} \right\}^2 \cdot \left\{ D - \frac{e^{\boldsymbol{\theta}_{\mathbf{Z}}^{*'} \mathbf{Z}}}{(1 + e^{\boldsymbol{\theta}_{\mathbf{Z}}^{*'} \mathbf{Z}})} \right\}^2 \cdot \mathbf{Z} \mathbf{Z}' \right]. \\
\widehat{E}_2 = \widehat{E}_3 &= \frac{1}{N} \sum_{i=1}^N \widehat{G}_{\boldsymbol{\alpha}^{\text{mult}}} \cdot \widehat{H}^{-1} \cdot \frac{1}{\pi(\mathbf{X}_i^{\text{mult}}, \widehat{\boldsymbol{\alpha}}^{\text{mult}})} \begin{pmatrix} \frac{S_{1i} \mathbf{X}_{1i}}{\pi_1(\mathbf{X}_{1i}, \widehat{\boldsymbol{\alpha}}_1)} \\ \vdots \\ \frac{S_{Ki} \mathbf{X}_{Ki}}{\pi_K(\mathbf{X}_{Ki}, \widehat{\boldsymbol{\alpha}}_K)} \end{pmatrix} \cdot \left\{ D_i \mathbf{Z}_i' - \frac{e^{\widehat{\boldsymbol{\theta}}_{\mathbf{Z}}' \mathbf{Z}_i}}{(1 + e^{\widehat{\boldsymbol{\theta}}_{\mathbf{Z}}' \mathbf{Z}_i})} \cdot \mathbf{Z}_i' \right\} \\
&- \frac{1}{N} \sum_{i=1}^N \widehat{G}_{\boldsymbol{\alpha}^{\text{mult}}} \cdot \frac{S_i^{\text{mult}}}{\pi(\mathbf{X}_i^{\text{mult}}, \widehat{\boldsymbol{\alpha}}^{\text{mult}})} \cdot \widehat{H}^{-1} \cdot \begin{pmatrix} \mathbf{X}_{1i} \\ \vdots \\ \mathbf{X}_{Ki} \end{pmatrix} \cdot \left\{ D_i \mathbf{Z}_i' - \frac{e^{\widehat{\boldsymbol{\theta}}_{\mathbf{Z}}' \mathbf{Z}_i}}{(1 + e^{\widehat{\boldsymbol{\theta}}_{\mathbf{Z}}' \mathbf{Z}_i})} \cdot \mathbf{Z}_i' \right\} \\
&\xrightarrow{P} \mathbb{E} \{ G_{\boldsymbol{\alpha}^{\text{mult}*}} \cdot H^{-1} \cdot \mathbf{h}(\boldsymbol{\alpha}^{\text{mult}*}) \cdot \mathbf{g}(\boldsymbol{\theta}_{\mathbf{Z}}^*, \boldsymbol{\alpha}^{\text{mult}*})' \}.
\end{aligned}$$

$$\begin{aligned}
\widehat{E}_4 &= \frac{1}{N} \cdot \widehat{G}_{\boldsymbol{\alpha}^{\text{mult}}} \cdot \widehat{H}^{-1} \sum_{i=1}^N \left[\begin{pmatrix} \frac{S_{1i} \mathbf{X}_{1i}}{\pi_1(\mathbf{X}_{1i}, \widehat{\boldsymbol{\alpha}}_1)} \\ \vdots \\ \frac{S_{Ki} \mathbf{X}_{Ki}}{\pi_K(\mathbf{X}_{Ki}, \widehat{\boldsymbol{\alpha}}_K)} \end{pmatrix} \cdot \left(\frac{S_{1i} \mathbf{X}'_{1i}}{\pi_1(\mathbf{X}_{1i}, \widehat{\boldsymbol{\alpha}}_1)}, \dots, \frac{S_{Ki} \mathbf{X}'_{Ki}}{\pi_K(\mathbf{X}_{Ki}, \widehat{\boldsymbol{\alpha}}_K)} \right) \right. \\
&- 2 \cdot \begin{pmatrix} \mathbf{X}_{1i} \\ \vdots \\ \mathbf{X}_{Ki} \end{pmatrix} \cdot \left(\frac{S_{1i} \mathbf{X}'_{1i}}{\pi_1(\mathbf{X}_{1i}, \widehat{\boldsymbol{\alpha}}_1)}, \dots, \frac{S_{Ki} \mathbf{X}'_{Ki}}{\pi_K(\mathbf{X}_{Ki}, \widehat{\boldsymbol{\alpha}}_K)} \right) \\
&\left. + \frac{S_i}{\pi(\mathbf{X}_i^{\text{mult}}, \widehat{\boldsymbol{\alpha}}^{\text{mult}})} \cdot \begin{pmatrix} \mathbf{X}_{1i} \\ \vdots \\ \mathbf{X}_{Ki} \end{pmatrix} (\mathbf{X}_{1i}, \dots, \mathbf{X}_{Ki}) \right] (\widehat{H}^{-1})' \cdot (\widehat{G}_{\boldsymbol{\alpha}^{\text{mult}}})' \\
&\xrightarrow{P} \mathbb{E} \{ G_{\boldsymbol{\alpha}^{\text{mult}*}} H^{-1} \cdot \mathbf{h}(\boldsymbol{\alpha}^{\text{mult}*}) \cdot \mathbf{h}(\boldsymbol{\alpha}^{\text{mult}*})' \cdot (H^{-1})' \cdot (G_{\boldsymbol{\alpha}^{\text{mult}*}})' \}
\end{aligned}$$

Therefore we obtain

$$\begin{aligned}
\widehat{E} = \widehat{E}_1 - \widehat{E}_2 - \widehat{E}_3 + \widehat{E}_4 &\xrightarrow{P} \mathbb{E} \{ \{ \mathbf{g}(\boldsymbol{\theta}_{\mathbf{Z}}^*, \boldsymbol{\alpha}^{\text{mult}*}) + G_{\boldsymbol{\alpha}^{\text{mult}*}} \cdot \boldsymbol{\Psi}(\boldsymbol{\alpha}^{\text{mult}*}) \} \\
&\{ \mathbf{g}(\boldsymbol{\theta}_{\mathbf{Z}}^*, \boldsymbol{\alpha}^{\text{mult}*}) + G_{\boldsymbol{\alpha}^{\text{mult}*}} \cdot \boldsymbol{\Psi}(\boldsymbol{\alpha}^{\text{mult}*}) \}' \}.
\end{aligned}$$

Using all the above results we obtain $\widehat{G}_{\boldsymbol{\theta}_{\mathbf{Z}}}^{-1} \cdot \widehat{E} \cdot (\widehat{G}_{\boldsymbol{\theta}_{\mathbf{Z}}}^{-1})'$

$$\xrightarrow{P} (G_{\boldsymbol{\theta}_{\mathbf{Z}}}^{-1}) \cdot \mathbb{E} \{ \{ \mathbf{g}(\boldsymbol{\theta}_{\mathbf{Z}}^*, \boldsymbol{\alpha}^{\text{mult}*}) + G_{\boldsymbol{\alpha}^{\text{mult}*}} \cdot \boldsymbol{\Psi}(\boldsymbol{\alpha}^{\text{mult}*}) \} \{ \mathbf{g}(\boldsymbol{\theta}_{\mathbf{Z}}^*, \boldsymbol{\alpha}^{\text{mult}*}) + G_{\boldsymbol{\alpha}^{\text{mult}*}} \cdot \boldsymbol{\Psi}(\boldsymbol{\alpha}^{\text{mult}*}) \}' \} \cdot (G_{\boldsymbol{\theta}_{\mathbf{Z}}}^{-1})'.$$

From Theorem S8 using the same approach used in the last step of Theorem S3, we obtain that $\frac{1}{N} \cdot \widehat{G}_{\theta_Z}^{-1} \cdot \widehat{E} \cdot (\widehat{G}_{\theta_Z}^{-1})'$ is a consistent estimator of the asymptotic variance of $\widehat{\theta}_Z$. \square

S7 JAIPW proofs

S7.1 Proof of Theorem 3.1 : Double Robustness Single Cohort

Proof. In this case, the estimating equation consists of the propensity score model, auxiliary score model and disease model parameter estimation. We combined the nuisance parameters estimation together, namely α and $f(\cdot)$ where $f(\cdot)$ is parametrized by γ for the parametric case. This is again a two step estimation framework. From Tsiatis (2006) to show $\widehat{\theta}_Z \xrightarrow{P} \theta_Z^*$ in a two step estimation procedure, we need to prove $\mathbb{E}(\phi_N(\theta_Z^*, \alpha^*, f^*)) = \mathbf{0}$ where either $\pi(\mathbf{X}_i, \alpha)$ is correctly specified or $f(\mathbf{X}_i, \theta_Z)$ is correctly specified or both and

$$\phi_N(\theta_Z, \alpha, f) = \frac{1}{N} \sum_{i=1}^N \frac{S_i}{\pi(\mathbf{X}_i, \alpha)} (\mathcal{U}_i(\theta_Z) - f(\mathbf{X}_i, \theta_Z)) + \frac{1}{N} \sum_{i=1}^N \frac{S_{\text{ext},i}}{\pi_{\text{ext},i}} \cdot f(\mathbf{X}_i, \theta_Z).$$

Propensity Score Model Correct : In this case, $P(S = 1|\mathbf{X}) = \pi(\mathbf{X}, \alpha^*)$ where $\widehat{\alpha}$ estimated from equation (3.7) of the main text converges in probability to α^* . In this case, the auxiliary score model might be incorrectly specified. We define f^* as the value where estimate of equation (3.9) or (3.11) of the main text, namely \widehat{f} converges in L_2 norm. However, one should note $\mathbb{E}(U(\theta_Z)|\mathbf{X})$ might not be equal to $f^*(\mathbf{X}, \theta_Z)$.

$$\mathbb{E}(\phi_N(\theta_Z^*, \alpha^*, f^*)) = \mathbb{E} \left[\frac{1}{N} \sum_{i=1}^N \frac{S_i}{\pi(\mathbf{X}_i, \alpha^*)} \cdot (\mathcal{U}_i(\theta_Z^*) - f^*(\mathbf{X}_i, \theta_Z^*)) + \frac{1}{N} \sum_{i=1}^N \frac{S_{\text{ext},i}}{\pi_{\text{ext},i}(\mathbf{M}_i)} \cdot f^*(\mathbf{X}_i, \theta_Z^*) \right]$$

The above expectation can be rewritten as

$$\mathbb{E} \left[\frac{1}{N} \sum_{i=1}^N \frac{S_i}{\pi(\mathbf{X}_i, \alpha^*)} \cdot \mathcal{U}_i(\theta_Z^*) + \frac{1}{N} \sum_{i=1}^N f^*(\mathbf{X}_i, \theta_Z^*) \cdot \left(\frac{S_{\text{ext},i}}{\pi_{\text{ext},i}(\mathbf{M}_i)} - \frac{S_i}{\pi(\mathbf{X}_i, \alpha^*)} \right) \right]$$

The first term of the expectation can be simplified as

$$\mathbb{E} \left[\frac{1}{N} \sum_{i=1}^N \frac{S_i}{\pi(\mathbf{X}_i, \alpha^*)} \cdot \mathcal{U}_i(\theta_Z^*) \right] = \frac{1}{N} \sum_{i=1}^N \mathbb{E} \left[\frac{S_i}{\pi(\mathbf{X}_i, \alpha^*)} \cdot \mathcal{U}_i(\theta_Z^*) \right]$$

Since $\pi(\mathbf{X}_i, \alpha^*) = \pi(\mathbf{X}_i)$, the above expectation is

$$\frac{1}{N} \sum_{i=1}^N \mathbb{E} \left[\frac{S_i}{\pi(\mathbf{X}_i)} \cdot \mathcal{U}_i(\theta_Z^*) \right]$$

Using the same set of arguments as in the proof of Theorem S1 we obtain

$$\frac{1}{N} \sum_{i=1}^N \mathbb{E} \left[\frac{S_i}{\pi(\mathbf{X}_i)} \cdot \mathcal{U}_i(\theta_Z^*) \right] = \frac{1}{N} \sum_{i=1}^N \mathbb{E}(\mathcal{U}_i(\theta_Z^*)) = 0.$$

On the other hand the second term of the expectation is

$$\begin{aligned}
& \mathbb{E} \left[\frac{1}{N} \sum_{i=1}^N f^*(\mathbf{X}_i, \boldsymbol{\theta}_Z^*) \cdot \left(\frac{S_{\text{ext},i}}{\pi_{\text{ext},i}(\mathbf{M}_i)} - \frac{S_i}{\pi(\mathbf{X}_i, \boldsymbol{\alpha}^*)} \right) \right] \\
&= \frac{1}{N} \sum_{i=1}^N \mathbb{E} \left[f^*(\mathbf{X}_i, \boldsymbol{\theta}_Z^*) \cdot \left(\frac{S_{\text{ext},i}}{\pi_{\text{ext},i}(\mathbf{M}_i)} - \frac{S_i}{\pi(\mathbf{X}_i, \boldsymbol{\alpha}^*)} \right) \right] \\
&= \frac{1}{N} \sum_{i=1}^N \mathbb{E}_{\mathbf{X}_i, \mathbf{M}_i} \left[\mathbb{E} \left\{ f^*(\mathbf{X}_i, \boldsymbol{\theta}_Z^*) \cdot \left(\frac{S_{\text{ext},i}}{\pi_{\text{ext},i}(\mathbf{M}_i)} - \frac{S_i}{\pi(\mathbf{X}_i, \boldsymbol{\alpha}^*)} \right) \middle| \mathbf{X}_i, \mathbf{M}_i \right\} \right] \\
&= \frac{1}{N} \sum_{i=1}^N \mathbb{E}_{\mathbf{X}_i, \mathbf{M}_i} \left[f^*(\mathbf{X}_i, \boldsymbol{\theta}_Z^*) \cdot \left\{ \mathbb{E} \left(\frac{S_{\text{ext},i}}{\pi_{\text{ext},i}(\mathbf{M}_i)} \middle| \mathbf{X}_i, \mathbf{M}_i \right) - \mathbb{E} \left(\frac{S_i}{\pi(\mathbf{X}_i, \boldsymbol{\alpha}^*)} \middle| \mathbf{X}_i, \mathbf{M}_i \right) \right\} \right] \\
&= \frac{1}{N} \sum_{i=1}^N \mathbb{E}_{\mathbf{X}_i, \mathbf{M}_i} \left[f^*(\mathbf{X}_i, \boldsymbol{\theta}_Z^*) \cdot \left\{ \mathbb{E} \left(\frac{S_{\text{ext},i}}{\pi_{\text{ext},i}(\mathbf{M}_i)} \middle| \mathbf{M}_i \right) - \mathbb{E} \left(\frac{S_i}{\pi(\mathbf{X}_i, \boldsymbol{\alpha}^*)} \middle| \mathbf{X}_i \right) \right\} \right]
\end{aligned}$$

Since both $\mathbb{E} \left(\frac{S_{\text{ext},i}}{\pi_{\text{ext},i}(\mathbf{M}_i)} \middle| \mathbf{M}_i \right) = 1$ and $\mathbb{E} \left(\frac{S_i}{\pi(\mathbf{X}_i, \boldsymbol{\alpha}^*)} \middle| \mathbf{X}_i \right) = 1$, the second term also equals to 0. Hence under correct specification of the selection model, we obtain $\mathbb{E}(\phi_N(\boldsymbol{\theta}_Z^*, \boldsymbol{\alpha}^*, \mathbf{f}^*)) = \mathbf{0}$.

Auxiliary Score Model Correct : Under Condition C1, in this case $\mathbb{E}(\mathcal{U}(\boldsymbol{\theta}_Z)|\mathbf{X}, S = 1) = \mathbb{E}(\mathcal{U}(\boldsymbol{\theta}_Z)|\mathbf{X}) = \mathbf{f}^*(\mathbf{X}, \boldsymbol{\theta}_Z)$ where $\hat{\mathbf{f}}$ estimated from equation (3.9) or (3.11) of the main text converges in L_2 norm to \mathbf{f}^* . We define $\boldsymbol{\alpha}^*$ as the value where estimate of equation (3.7) of the main text, namely $\hat{\boldsymbol{\alpha}}$ converges in probability. However, one should note $P(S = 1|\mathbf{X})$ might not be equal to $\pi(\mathbf{X}, \boldsymbol{\alpha}^*)$.

$$\begin{aligned}
\mathbb{E}(\phi_N(\boldsymbol{\theta}_Z^*, \boldsymbol{\alpha}^*, \mathbf{f}^*)) &= \mathbb{E} \left[\frac{1}{N} \sum_{i=1}^N \frac{S_i}{\pi(\mathbf{X}_i, \boldsymbol{\alpha}^*)} \cdot (\mathcal{U}_i(\boldsymbol{\theta}_Z^*) - f^*(\mathbf{X}_i, \boldsymbol{\theta}_Z^*)) \right. \\
&\quad \left. + \frac{1}{N} \sum_{i=1}^N \frac{S_{\text{ext},i}}{\pi_{\text{ext},i}(\mathbf{M}_i)} \cdot f^*(\mathbf{X}_i, \boldsymbol{\theta}_Z^*) \right]
\end{aligned}$$

The first term of the expectation can be simplified as

$$\begin{aligned}
& \mathbb{E} \left[\frac{1}{N} \sum_{i=1}^N \frac{S_i}{\pi(\mathbf{X}_i, \boldsymbol{\alpha}^*)} \cdot (\mathcal{U}_i(\boldsymbol{\theta}_Z^*) - f^*(\mathbf{X}_i, \boldsymbol{\theta}_Z^*)) \right] = \frac{1}{N} \sum_{i=1}^N \mathbb{E} \left[\frac{S_i}{\pi(\mathbf{X}_i, \boldsymbol{\alpha}^*)} \cdot (\mathcal{U}_i(\boldsymbol{\theta}_Z^*) - f^*(\mathbf{X}_i, \boldsymbol{\theta}_Z^*)) \right] \\
&= \frac{1}{N} \sum_{i=1}^N \mathbb{E}_{\mathbf{X}_i} \left[\mathbb{E} \left\{ \frac{S_i}{\pi(\mathbf{X}_i, \boldsymbol{\alpha}^*)} \cdot (\mathcal{U}_i(\boldsymbol{\theta}_Z^*) - f^*(\mathbf{X}_i, \boldsymbol{\theta}_Z^*)) \middle| \mathbf{X}_i \right\} \right]
\end{aligned}$$

Since $S_i \perp (\mathcal{U}_i(\boldsymbol{\theta}_Z^*) - f^*(\mathbf{X}_i, \boldsymbol{\theta}_Z^*)) | \mathbf{X}_i$, the above term can be written as

$$\begin{aligned}
& \frac{1}{N} \sum_{i=1}^N \mathbb{E}_{\mathbf{X}_i} \left[\mathbb{E} \left\{ \frac{S_i}{\pi(\mathbf{X}_i, \boldsymbol{\alpha}^*)} \middle| \mathbf{X}_i \right\} \cdot \mathbb{E}[(\mathcal{U}_i(\boldsymbol{\theta}_Z^*) - f^*(\mathbf{X}_i, \boldsymbol{\theta}_Z^*)) | \mathbf{X}_i] \right] \\
&= \frac{1}{N} \sum_{i=1}^N \mathbb{E}_{\mathbf{X}_i} \left[\frac{\pi(\mathbf{X}_i)}{\pi(\mathbf{X}_i, \boldsymbol{\alpha}^*)} \cdot \{ \mathbb{E}[\mathcal{U}_i(\boldsymbol{\theta}_Z^*) | \mathbf{X}_i] - f^*(\mathbf{X}_i, \boldsymbol{\theta}_Z^*) \} \right] \\
&= \frac{1}{N} \sum_{i=1}^N \mathbb{E}_{\mathbf{X}_i} \left[\frac{\pi(\mathbf{X}_i)}{\pi(\mathbf{X}_i, \boldsymbol{\alpha}^*)} \cdot \{ f^*(\mathbf{X}_i, \boldsymbol{\theta}_Z^*) - f^*(\mathbf{X}_i, \boldsymbol{\theta}_Z^*) \} \right] = 0.
\end{aligned}$$

This completes the proof for the double robustness property of the proposed estimator. \square

S7.2 Proof of Theorem 3.2 : Double Robustness Multi-Cohort No Overlap

In this case, we need to demonstrate that under the correct specification of either one or both components in the pair $(\pi_k(\mathbf{X}_k, \boldsymbol{\alpha}_k), \mathbf{f}_k(\mathbf{X}_k, \boldsymbol{\theta}_Z))$ for each $k \in \{1, 2, \dots, K\}$, the expectation of the estimating function satisfies

$$\mathbb{E}(\phi_N(\boldsymbol{\theta}_Z^*, \boldsymbol{\alpha}_1^*, \boldsymbol{\alpha}_2^*, \dots, \boldsymbol{\alpha}_K^*, \mathbf{f}_1^*, \mathbf{f}_2^*, \dots, \mathbf{f}_K^*)) = \mathbf{0},$$

where

$$\begin{aligned} & \phi_N(\boldsymbol{\theta}_Z, \boldsymbol{\alpha}_1, \boldsymbol{\alpha}_2, \dots, \boldsymbol{\alpha}_K, \mathbf{f}_1, \mathbf{f}_2, \dots, \mathbf{f}_K) \\ &= \frac{1}{N} \sum_{k=1}^K \left[\sum_{i=1}^N \frac{S_{ik}}{\pi_k(\mathbf{X}_{ki}, \boldsymbol{\alpha}_k)} \cdot (\mathcal{U}_i(\boldsymbol{\theta}_Z) - \mathbf{f}_k(\mathbf{X}_{ki}, \boldsymbol{\theta}_Z)) + \sum_{i=1}^N \frac{S_{\text{ext},i}}{\pi_{\text{ext},i}} \cdot \mathbf{f}_k(\mathbf{X}_{ki}, \boldsymbol{\theta}_Z) \right]. \end{aligned}$$

One can write the above expectation of the above term as

$$\begin{aligned} & \mathbb{E}(\phi_N(\boldsymbol{\theta}_Z^*, \boldsymbol{\alpha}_1^*, \boldsymbol{\alpha}_2^*, \dots, \boldsymbol{\alpha}_K^*, \mathbf{f}_1^*, \mathbf{f}_2^*, \dots, \mathbf{f}_K^*)) \\ &= \frac{1}{N} \sum_{k=1}^K \mathbb{E} \left[\sum_{i=1}^N \frac{S_{ik}}{\pi_k(\mathbf{X}_{ki}, \boldsymbol{\alpha}_k)} \cdot (\mathcal{U}_i(\boldsymbol{\theta}_Z) - \mathbf{f}_k(\mathbf{X}_{ki}, \boldsymbol{\theta}_Z)) + \sum_{i=1}^N \frac{S_{\text{ext},i}}{\pi_{\text{ext},i}} \cdot \mathbf{f}_k(\mathbf{X}_{ki}, \boldsymbol{\theta}_Z) \right] \end{aligned}$$

Under the correct specification of either one or both components in the pair $(\pi_k(\mathbf{X}_k, \boldsymbol{\alpha}_k), \mathbf{f}_k(\mathbf{X}_k, \boldsymbol{\theta}_Z))$ for each $k \in \{1, 2, \dots, K\}$ using the technique for single cohort in the proof of Theorem 3.1, we obtain that

$$\mathbb{E} \left[\sum_{i=1}^N \frac{S_{ik}}{\pi_k(\mathbf{X}_{ki}, \boldsymbol{\alpha}_k)} \cdot (\mathcal{U}_i(\boldsymbol{\theta}_Z) - \mathbf{f}_k(\mathbf{X}_{ki}, \boldsymbol{\theta}_Z)) + \sum_{i=1}^N \frac{S_{\text{ext},i}}{\pi_{\text{ext},i}} \cdot \mathbf{f}_k(\mathbf{X}_{ki}, \boldsymbol{\theta}_Z) \right] = \mathbf{0}.$$

Hence we obtain that, $\mathbb{E}(\phi_N(\boldsymbol{\theta}_Z^*, \boldsymbol{\alpha}_1^*, \boldsymbol{\alpha}_2^*, \dots, \boldsymbol{\alpha}_K^*, \mathbf{f}_1^*, \mathbf{f}_2^*, \dots, \mathbf{f}_K^*)) = \mathbf{0}$.

S7.3 Proof of Theorem 3.3 : Double Robustness Multi-Cohort with Overlap

In this case, under correct specification of either $\pi(\mathbf{X}_i^{\text{mult}}, \boldsymbol{\alpha}^{\text{mult}})$ or $\mathbf{f}(\mathbf{X}_i^{\text{mult}}, \boldsymbol{\theta}_Z)$ or both, $\mathbb{E}(\phi_N(\boldsymbol{\theta}_Z^*, \boldsymbol{\alpha}^{\text{mult}*}, \mathbf{f}^*)) = \mathbf{0}$, where

$$\phi_N(\boldsymbol{\theta}_Z, \boldsymbol{\alpha}^{\text{mult}}, \mathbf{f}) = \frac{1}{N} \sum_{i=1}^N \frac{S_i^{\text{mult}}}{\pi(\mathbf{X}_i^{\text{mult}}, \boldsymbol{\alpha}^{\text{mult}})} (\mathcal{U}_i(\boldsymbol{\theta}_Z) - \mathbf{f}(\mathbf{X}_i^{\text{mult}}, \boldsymbol{\theta}_Z)) + \frac{1}{N} \sum_{i=1}^N \frac{S_{\text{ext},i}}{\pi_{\text{ext},i}} \mathbf{f}(\mathbf{X}_i^{\text{mult}}, \boldsymbol{\theta}_Z)$$

The proof of this theorem is exactly similar to that of Theorem 3.1, where we just replace the single cohort notations with $S^{\text{mult}}, \boldsymbol{\alpha}^{\text{mult}}, \mathbf{X}^{\text{mult}}$.

S7.4 Parametric JAIPW with Overlap: Proof of Theorem 3.4

Proof. Under assumptions A1, A2 A3, A5, A6 and parametric version of A10.2 and assuming either the propensity score model or the auxiliary score model or both is correctly specified we obtain from Theorem 3.3, $\widehat{\boldsymbol{\theta}}_Z$ estimated using equation (3.14) of the main text is consistent for $\boldsymbol{\theta}_Z^*$ as $N \rightarrow \infty$. By [Tsiatis \(2006\)](#)'s arguments on a two step Z-estimation problem, we obtain that

$$\sqrt{N}(\widehat{\boldsymbol{\theta}}_Z - \boldsymbol{\theta}_Z^*) \xrightarrow{d} \mathcal{N}(\mathbf{0}, V).$$

where

$$\begin{aligned} V &= (G_{\boldsymbol{\theta}_Z^*})^{-1} \cdot \mathbb{E}[\{\mathbf{g}(\boldsymbol{\theta}_Z^*, \boldsymbol{\alpha}^{\text{mult}*}, \boldsymbol{\gamma}^{\text{mult}*}) + G_{\boldsymbol{\alpha}^{\text{mult}*}, \boldsymbol{\gamma}^{\text{mult}*}} \cdot \boldsymbol{\Psi}(\boldsymbol{\alpha}^{\text{mult}*}, \boldsymbol{\gamma}^{\text{mult}*})\} \\ & \quad \{\mathbf{g}(\boldsymbol{\theta}_Z^*, \boldsymbol{\alpha}^{\text{mult}*}, \boldsymbol{\gamma}^{\text{mult}*}) + G_{\boldsymbol{\alpha}^{\text{mult}*}, \boldsymbol{\gamma}^{\text{mult}*}} \cdot \boldsymbol{\Psi}(\boldsymbol{\alpha}^{\text{mult}*}, \boldsymbol{\gamma}^{\text{mult}*})\}' \cdot (G_{\boldsymbol{\theta}_Z^*}^{-1})' \end{aligned}$$

Next we derive the expression of each of the terms in the above expression.

$$\begin{aligned}
G_{\theta_Z^*} &= \mathbb{E} \left\{ \frac{\partial g(\theta_Z, \alpha^{\text{mult}*}, \gamma^{\text{mult}*})}{\partial \theta_Z} \right\} \Big|_{\theta_Z = \theta_Z^*} \\
G_{\alpha^{\text{mult}*}, \gamma^{\text{mult}*}} &= \left[\mathbb{E} \left\{ \frac{\partial g(\theta_Z^*, \alpha^{\text{mult}}, \gamma^{\text{mult}*})}{\partial \alpha^{\text{mult}}} \right\} \Big|_{\alpha^{\text{mult}} = \alpha^{\text{mult}*}}, \mathbb{E} \left\{ \frac{\partial g(\theta_Z^*, \alpha^{\text{mult}*}, \gamma^{\text{mult}})}{\partial \alpha^{\text{mult}}} \right\} \Big|_{\gamma = \gamma^{\text{mult}*}} \right] \\
H &= \left[\mathbb{E} \left\{ \frac{\partial h(\alpha^{\text{mult}}, \gamma^{\text{mult}*})}{\partial \alpha^{\text{mult}}} \right\} \Big|_{\alpha^{\text{mult}} = \alpha^{\text{mult}*}}, \mathbb{E} \left\{ \frac{\partial h(\alpha^{\text{mult}*}, \gamma^{\text{mult}})}{\partial \alpha^{\text{mult}}} \right\} \Big|_{\alpha^{\text{mult}} = \alpha^{\text{mult}*}} \right] \\
\Psi(\alpha^{\text{mult}*}) &= -H^{-1} h(\alpha^{\text{mult}*}, \gamma^{\text{mult}*}).
\end{aligned}$$

Calculation for $G_{\theta_Z^*}$

$$\begin{aligned}
&\frac{\partial g(\theta_Z, \alpha^{\text{mult}*}, \gamma^{\text{mult}*})}{\partial \theta_Z} \Big|_{\theta_Z = \theta_Z^*} \\
&= \frac{\partial}{\partial \theta_Z} \left[\frac{S^{\text{mult}}}{\pi(\mathbf{X}^{\text{mult}}, \alpha^{\text{mult}*})} \left\{ D\mathbf{Z} - \frac{e^{\theta_Z' \mathbf{Z}}}{(1 + e^{\theta_Z' \mathbf{Z}})} \cdot \mathbf{Z} - f(\mathbf{X}^{\text{mult}}, \gamma^{\text{mult}*}, \theta_Z) \right\} + \frac{S_{\text{ext}}}{\pi_{\text{ext}}} \cdot f(\mathbf{X}^{\text{mult}}, \gamma^{\text{mult}*}, \theta_Z) \right] \Big|_{\theta_Z = \theta_Z^*} \\
&= \frac{S^{\text{mult}}}{\pi(\mathbf{X}^{\text{mult}}, \alpha^{\text{mult}*})} \cdot \left(-\frac{e^{\theta_Z' \mathbf{Z}}}{(1 + e^{\theta_Z' \mathbf{Z}})^2} \cdot \mathbf{Z}\mathbf{Z}' - \frac{\partial f(\mathbf{X}^{\text{mult}}, \gamma^{\text{mult}*}, \theta_Z)}{\partial \theta_Z} \Big|_{\theta_Z = \theta_Z^*} \right) + \frac{S_{\text{ext}}}{\pi_{\text{ext}}} \cdot \frac{\partial f(\mathbf{X}^{\text{mult}}, \gamma^{\text{mult}*}, \theta_Z)}{\partial \theta_Z} \Big|_{\theta_Z = \theta_Z^*}
\end{aligned}$$

Therefore we obtain $G_{\theta_Z^*} =$

$$\mathbb{E} \left\{ \frac{S^{\text{mult}}}{\pi(\mathbf{X}^{\text{mult}}, \alpha^{\text{mult}*})} \cdot \left(-\frac{e^{\theta_Z' \mathbf{Z}}}{(1 + e^{\theta_Z' \mathbf{Z}})^2} \cdot \mathbf{Z}\mathbf{Z}' - \frac{\partial f(\mathbf{X}^{\text{mult}}, \gamma^{\text{mult}*}, \theta_Z)}{\partial \theta_Z} \Big|_{\theta_Z = \theta_Z^*} \right) + \frac{S_{\text{ext}}}{\pi_{\text{ext}}} \cdot \frac{\partial f(\mathbf{X}^{\text{mult}}, \gamma^{\text{mult}*}, \theta_Z)}{\partial \theta_Z} \Big|_{\theta_Z = \theta_Z^*} \right\}$$

Next we calculate $G_{\alpha^{\text{mult}*}, \gamma^{\text{mult}*}}$.

Calculation for $G_{\alpha^{\text{mult}*}, \gamma^{\text{mult}*}}$

$$\begin{aligned}
&\frac{\partial g(\theta_Z^*, \alpha^{\text{mult}}, \gamma^{\text{mult}})}{\partial (\alpha^{\text{mult}}, \gamma^{\text{mult}})} \Big|_{(\alpha^{\text{mult}}, \gamma^{\text{mult}}) = (\alpha^{\text{mult}*}, \gamma^{\text{mult}*})} = \left[\frac{\partial g(\theta_Z^*, \alpha^{\text{mult}}, \gamma^{\text{mult}*})}{\partial \alpha^{\text{mult}}} \Big|_{\alpha = \alpha^{\text{mult}*}}, \frac{\partial g(\theta_Z^*, \alpha^{\text{mult}*}, \gamma^{\text{mult}})}{\partial \gamma^{\text{mult}}} \Big|_{\gamma = \gamma^{\text{mult}*}} \right] \\
&\frac{\partial g(\theta_Z^*, \alpha^{\text{mult}}, \gamma^{\text{mult}*})}{\partial \alpha^{\text{mult}}} \Big|_{\alpha = \alpha^{\text{mult}*}} \\
&= \frac{\partial}{\partial \alpha^{\text{mult}}} \left[\frac{S^{\text{mult}}}{\pi(\mathbf{X}^{\text{mult}}, \alpha^{\text{mult}})} \left\{ D\mathbf{Z} - \frac{e^{\theta_Z' \mathbf{Z}}}{(1 + e^{\theta_Z' \mathbf{Z}})} \cdot \mathbf{Z} - f(\mathbf{X}^{\text{mult}}, \gamma^{\text{mult}*}, \theta_Z^*) \right\} + \frac{S_{\text{ext}}}{\pi_{\text{ext}}} \cdot f(\mathbf{X}^{\text{mult}}, \gamma^{\text{mult}*}, \theta_Z^*) \right] \Big|_{\alpha = \alpha^{\text{mult}*}} \\
&= -\frac{S^{\text{mult}}}{\pi(\mathbf{X}^{\text{mult}}, \alpha^{\text{mult}*})^2} \left\{ D\mathbf{Z} - \frac{e^{\theta_Z' \mathbf{Z}}}{(1 + e^{\theta_Z' \mathbf{Z}})} \cdot \mathbf{Z} - f(\mathbf{X}^{\text{mult}}, \gamma^{\text{mult}*}, \theta_Z^*) \right\} \cdot \frac{\partial \pi(\mathbf{X}^{\text{mult}}, \alpha^{\text{mult}*})}{\partial \alpha^{\text{mult}}} \Big|_{\alpha = \alpha^{\text{mult}*}}
\end{aligned}$$

$$\begin{aligned}
& \left. \frac{\partial g(\boldsymbol{\theta}_Z^*, \boldsymbol{\alpha}^{\text{mult}*}, \gamma^{\text{mult}})}{\partial \gamma^{\text{mult}}} \right|_{\gamma^{\text{mult}} = \gamma^{\text{mult}*}} \\
&= \frac{\partial}{\partial \gamma^{\text{mult}}} \left[\frac{S^{\text{mult}}}{\pi(\mathbf{X}^{\text{mult}}, \boldsymbol{\alpha}^{\text{mult}*})} \left\{ D\mathbf{Z} - \frac{e^{\boldsymbol{\theta}_Z^{*'} \mathbf{Z}}}{(1 + e^{\boldsymbol{\theta}_Z^{*'} \mathbf{Z}})} \cdot \mathbf{Z} - \mathbf{f}(\mathbf{X}^{\text{mult}}, \gamma^{\text{mult}}, \boldsymbol{\theta}_Z^*) \right\} + \frac{S_{\text{ext}}}{\pi_{\text{ext}}} \cdot f(\mathbf{X}^{\text{mult}}, \gamma^{\text{mult}}, \boldsymbol{\theta}_Z^*) \right] \Bigg|_{\gamma^{\text{mult}} = \gamma^{\text{mult}*}} \\
&= \left(\frac{S_{\text{ext}}}{\pi_{\text{ext}}} - \frac{S^{\text{mult}}}{\pi(\mathbf{X}^{\text{mult}}, \boldsymbol{\alpha}^{\text{mult}*})} \right) \cdot \left. \frac{\partial f(\mathbf{X}^{\text{mult}}, \gamma^{\text{mult}}, \boldsymbol{\theta}_Z^*)}{\partial \gamma^{\text{mult}}} \right|_{\gamma^{\text{mult}} = \gamma^{\text{mult}*}}
\end{aligned}$$

Therefore we obtain

$$\begin{aligned}
G_{\boldsymbol{\alpha}^{\text{mult}*}, \gamma^{\text{mult}*}} &= \mathbb{E} \left[-\frac{S^{\text{mult}}}{\pi(\mathbf{X}^{\text{mult}}, \boldsymbol{\alpha}^{\text{mult}*})^2} \left\{ D\mathbf{Z} - \frac{e^{\boldsymbol{\theta}_Z^{*'} \mathbf{Z}}}{(1 + e^{\boldsymbol{\theta}_Z^{*'} \mathbf{Z}})} \cdot \mathbf{Z} - \mathbf{f}(\mathbf{X}^{\text{mult}}, \gamma^{\text{mult}*}, \boldsymbol{\theta}_Z^*) \right\} \right. \\
&\quad \left. \cdot \frac{\partial \pi(\mathbf{X}^{\text{mult}}, \boldsymbol{\alpha}^{\text{mult}*})}{\partial \boldsymbol{\alpha}^{\text{mult}}} \right]_{\boldsymbol{\alpha} = \boldsymbol{\alpha}^{\text{mult}*}}, \left(\frac{S_{\text{ext}}}{\pi_{\text{ext}}} - \frac{S^{\text{mult}}}{\pi(\mathbf{X}^{\text{mult}}, \boldsymbol{\alpha}^{\text{mult}*})} \right) \cdot \left. \frac{\partial f(\mathbf{X}^{\text{mult}}, \gamma^{\text{mult}}, \boldsymbol{\theta}_Z^*)}{\partial \gamma^{\text{mult}}} \right]_{\gamma^{\text{mult}} = \gamma^{\text{mult}*}}
\end{aligned}$$

Next we calculate $\Psi(\boldsymbol{\alpha}^{\text{mult}*}, \gamma^{\text{mult}*})$.

Calculation for $\Psi(\boldsymbol{\alpha}^{\text{mult}*}, \gamma^{\text{mult}*})$

$$\left. \frac{\partial h(\boldsymbol{\alpha}^{\text{mult}}, \gamma^{\text{mult}})}{\partial (\boldsymbol{\alpha}^{\text{mult}}, \gamma^{\text{mult}})} \right|_{(\boldsymbol{\alpha}^{\text{mult}}, \gamma^{\text{mult}}) = (\boldsymbol{\alpha}^{\text{mult}*}, \gamma^{\text{mult}*})} = \begin{pmatrix} \left. \frac{\partial q(\boldsymbol{\alpha}^{\text{mult}}, \mathbf{X}^{\text{mult}}, S, S_{\text{ext}}, \pi_{\text{ext}})}{\partial \boldsymbol{\alpha}^{\text{mult}}} \right|_{\boldsymbol{\alpha} = \boldsymbol{\alpha}^{\text{mult}*}} & 0 \\ 0 & \left. \frac{\partial p(\gamma^{\text{mult}}, \mathbf{X}^{\text{mult}}, S, \mathbf{Z}_{1\cap})}{\partial \boldsymbol{\alpha}^{\text{mult}}} \right|_{\gamma^{\text{mult}} = \gamma^{\text{mult}*}} \end{pmatrix}$$

This implies

$$H = \mathbb{E} \begin{pmatrix} \left. \frac{\partial q(\boldsymbol{\alpha}^{\text{mult}}, \mathbf{X}^{\text{mult}}, S, S_{\text{ext}}, \pi_{\text{ext}})}{\partial \boldsymbol{\alpha}^{\text{mult}}} \right|_{\boldsymbol{\alpha} = \boldsymbol{\alpha}^{\text{mult}*}} & 0 \\ 0 & \left. \frac{\partial p(\gamma, \mathbf{X}^{\text{mult}}, S, \mathbf{Z}_{1\cap})}{\partial \boldsymbol{\alpha}^{\text{mult}}} \right|_{\gamma^{\text{mult}} = \gamma^{\text{mult}*}} \end{pmatrix}$$

This gives the asymptotic distribution of $\widehat{\boldsymbol{\theta}}_Z$ using JAIPW. □

S7.5 Theorem S10

Theorem S7.1. Under all the assumptions of Theorems 3.3, 3.4 and A11, $\frac{1}{N} \cdot \widehat{G}_{\boldsymbol{\theta}_Z}^{-1} \cdot \widehat{E} \cdot (\widehat{G}_{\boldsymbol{\theta}_Z}^{-1})'$ is a consistent estimator of the variance of $\widehat{\boldsymbol{\theta}}_Z$ for JAIPW where

$$\begin{aligned}
\widehat{G}_{\boldsymbol{\theta}_Z} &= -\frac{1}{N} \sum_{i=1}^N S_i^{\text{mult}} \cdot \frac{1}{\pi(\mathbf{X}_i^{\text{mult}}, \widehat{\boldsymbol{\alpha}}^{\text{mult}})} \cdot \left\{ \frac{e^{\widehat{\boldsymbol{\theta}}_Z' \mathbf{Z}_i}}{(1 + e^{\widehat{\boldsymbol{\theta}}_Z' \mathbf{Z}_i})^2} \cdot \mathbf{Z}_i \mathbf{Z}_i' + \left. \frac{\partial \widehat{f}(\mathbf{X}_i^{\text{mult}}, \boldsymbol{\theta}_Z)}{\partial \boldsymbol{\theta}_Z} \right|_{\boldsymbol{\theta}_Z = \widehat{\boldsymbol{\theta}}_Z} \right\} \\
&\quad + \frac{1}{N} \sum_{i=1}^N \frac{S_{\text{ext},i}}{\pi_{\text{ext},i}} \cdot \left. \frac{\partial \widehat{f}(\mathbf{X}_i^{\text{mult}}, \boldsymbol{\theta}_Z)}{\partial \boldsymbol{\theta}_Z} \right|_{\boldsymbol{\theta}_Z = \widehat{\boldsymbol{\theta}}_Z} \\
\widehat{H} &= \frac{1}{N} \sum_{i=1}^N \begin{pmatrix} \left. \frac{\partial q(\boldsymbol{\alpha}^{\text{mult}}, \mathbf{X}_i^{\text{mult}}, S_i^{\text{mult}}, S_{\text{ext},i}, \pi_{\text{ext},i})}{\partial \boldsymbol{\alpha}^{\text{mult}}} \right|_{\boldsymbol{\alpha} = \widehat{\boldsymbol{\alpha}}^{\text{mult}}} & 0 \\ 0 & \left. \frac{\partial p(\gamma, \mathbf{X}_i^{\text{mult}}, S, \mathbf{Z}_{1\cap,i})}{\partial \boldsymbol{\alpha}^{\text{mult}}} \right|_{\gamma^{\text{mult}} = \widehat{\gamma}^{\text{mult}}} \end{pmatrix}
\end{aligned}$$

$$\begin{aligned}
G_{\widehat{\boldsymbol{\alpha}}^{mult}, \widehat{\boldsymbol{\gamma}}^{mult}} &= \left(-\frac{1}{N} \sum_{i=1}^N \frac{S_i^{mult}}{\pi(\mathbf{X}_i^{mult}, \widehat{\boldsymbol{\alpha}}^{mult})^2} \left\{ D_i \mathbf{Z}_i - \frac{e^{\widehat{\boldsymbol{\theta}}_Z' \mathbf{Z}_i}}{(1 + e^{\widehat{\boldsymbol{\theta}}_Z' \mathbf{Z}_i})} \mathbf{Z}_i - \mathbf{f}(\mathbf{X}_i^{mult}, \widehat{\boldsymbol{\gamma}}^{mult}, \widehat{\boldsymbol{\theta}}_Z) \right\} \right. \\
&\quad \left. \cdot \frac{\partial \pi(\mathbf{X}_i^{mult}, \boldsymbol{\alpha}^{mult*})}{\partial \boldsymbol{\alpha}^{mult}} \Big|_{\boldsymbol{\alpha} = \widehat{\boldsymbol{\alpha}}^{mult}}, \frac{1}{N} \sum_{i=1}^N \left(\frac{S_{ext,i}}{\pi_{ext,i}} - \frac{S_i^{mult}}{\pi(\mathbf{X}_i^{mult}, \widehat{\boldsymbol{\alpha}}^{mult})} \right) \cdot \frac{\partial \mathbf{f}(\mathbf{X}_i^{mult}, \widehat{\boldsymbol{\gamma}}^{mult}, \widehat{\boldsymbol{\theta}}_Z)}{\partial \boldsymbol{\gamma}^{mult}} \Big|_{\boldsymbol{\gamma}^{mult} = \widehat{\boldsymbol{\gamma}}^{mult}} \right) \\
\widehat{E}_1 &= \frac{1}{N} \sum_{i=1}^N \frac{S_i^{mult}}{\pi(\mathbf{X}_i^{mult}, \widehat{\boldsymbol{\alpha}}^{mult})^2} \left[D_i \mathbf{Z}_i - \frac{e^{\widehat{\boldsymbol{\theta}}_Z' \mathbf{Z}_i}}{(1 + e^{\widehat{\boldsymbol{\theta}}_Z' \mathbf{Z}_i})} \cdot \mathbf{Z}_i - \mathbf{f}(\mathbf{X}_i^{mult}, \widehat{\boldsymbol{\gamma}}^{mult}, \widehat{\boldsymbol{\theta}}_Z) \right] \\
&\quad \left[D_i \mathbf{Z}_i - \frac{e^{\widehat{\boldsymbol{\theta}}_Z' \mathbf{Z}_i}}{(1 + e^{\widehat{\boldsymbol{\theta}}_Z' \mathbf{Z}_i})} \cdot \mathbf{Z}_i - \mathbf{f}(\mathbf{X}_i^{mult}, \widehat{\boldsymbol{\gamma}}^{mult}, \widehat{\boldsymbol{\theta}}_Z) \right]' \\
&\quad + \frac{1}{N} \sum_{i=1}^N \frac{S_{ext,i}}{\pi_{ext,i}^2} \cdot \mathbf{f}(\mathbf{X}_i^{mult}, \widehat{\boldsymbol{\gamma}}^{mult}, \widehat{\boldsymbol{\theta}}_Z) \cdot \mathbf{f}(\mathbf{X}_i^{mult}, \widehat{\boldsymbol{\gamma}}^{mult}, \widehat{\boldsymbol{\theta}}_Z)' \\
&\quad + \frac{1}{N} \sum_{i=1}^N \frac{S_i^{mult} S_{ext,i}}{\pi(\mathbf{X}_i^{mult}, \widehat{\boldsymbol{\alpha}}^{mult}) \pi_{ext,i}} \left[D_i \mathbf{Z}_i - \frac{e^{\widehat{\boldsymbol{\theta}}_Z' \mathbf{Z}_i}}{(1 + e^{\widehat{\boldsymbol{\theta}}_Z' \mathbf{Z}_i})} \cdot \mathbf{Z}_i - \mathbf{f}(\mathbf{X}_i^{mult}, \widehat{\boldsymbol{\gamma}}^{mult}, \widehat{\boldsymbol{\theta}}_Z) \right] \cdot \mathbf{f}(\mathbf{X}_i^{mult}, \widehat{\boldsymbol{\gamma}}^{mult}, \widehat{\boldsymbol{\theta}}_Z)' \\
&\quad + \frac{1}{N} \sum_{i=1}^N \frac{S_i^{mult} S_{ext,i}}{\pi(\mathbf{X}_i^{mult}, \widehat{\boldsymbol{\alpha}}^{mult}) \pi_{ext,i}} \cdot \mathbf{f}(\mathbf{X}_i^{mult}, \widehat{\boldsymbol{\gamma}}^{mult}, \widehat{\boldsymbol{\theta}}_Z) \cdot \left[D_i \mathbf{Z}_i - \frac{e^{\widehat{\boldsymbol{\theta}}_Z' \mathbf{Z}_i}}{(1 + e^{\widehat{\boldsymbol{\theta}}_Z' \mathbf{Z}_i})} \cdot \mathbf{Z}_i - \mathbf{f}(\mathbf{X}_i^{mult}, \widehat{\boldsymbol{\gamma}}^{mult}, \widehat{\boldsymbol{\theta}}_Z) \right]' \\
\widehat{E}_2 = \widehat{E}_3 &= \frac{1}{N} \sum_{i=1}^N G_{\widehat{\boldsymbol{\alpha}}^{mult}, \widehat{\boldsymbol{\gamma}}^{mult}} \cdot (-\widehat{H})^{-1} \cdot \frac{1}{\pi(\mathbf{X}_i^{mult}, \widehat{\boldsymbol{\alpha}}^{mult})} \cdot \begin{pmatrix} q(\widehat{\boldsymbol{\alpha}}^{mult}, \mathbf{X}_i^{mult}, S_i^{mult}, S_{ext,i}, \pi_{ext,i}) \\ p(\widehat{\boldsymbol{\gamma}}, \mathbf{X}_i^{mult}, S_i^{mult}, \mathbf{Z}_{1\cap,i}) \end{pmatrix} \\
&\quad \left[D_i \mathbf{Z}_i - \frac{e^{\widehat{\boldsymbol{\theta}}_Z' \mathbf{Z}_i}}{(1 + e^{\widehat{\boldsymbol{\theta}}_Z' \mathbf{Z}_i})} \cdot \mathbf{Z}_i - \mathbf{f}(\mathbf{X}_i^{mult}, \widehat{\boldsymbol{\gamma}}^{mult}, \widehat{\boldsymbol{\theta}}_Z) \right]' \\
&\quad + \frac{1}{N} \sum_{i=1}^N \begin{pmatrix} q(\widehat{\boldsymbol{\alpha}}^{mult}, \mathbf{X}_i^{mult}, S_i^{mult}, S_{ext,i}, \pi_{ext,i}) \\ p(\widehat{\boldsymbol{\gamma}}, \mathbf{X}_i^{mult}, S_i^{mult}, \mathbf{Z}_{1\cap,i}) \end{pmatrix} \frac{S_{ext,i}}{\pi_{ext,i}} \cdot \mathbf{f}(\mathbf{X}_i^{mult}, \widehat{\boldsymbol{\gamma}}^{mult}, \widehat{\boldsymbol{\theta}}_Z)' \\
\widehat{E}_4 &= \frac{1}{N} \cdot \widehat{G}_{\boldsymbol{\alpha}^{mult}} \cdot \widehat{H}^{-1} \sum_{i=1}^N \left[\begin{pmatrix} q(\widehat{\boldsymbol{\alpha}}^{mult}, \mathbf{X}_i^{mult}, S_i^{mult}, S_{ext,i}, \pi_{ext,i}) \\ p(\widehat{\boldsymbol{\gamma}}, \mathbf{X}_i^{mult}, S_i^{mult}, \mathbf{Z}_{1\cap,i}) \end{pmatrix} \right. \\
&\quad \left. \cdot (q(\widehat{\boldsymbol{\alpha}}^{mult}, \mathbf{X}_i^{mult}, S_i^{mult}, S_{ext,i}, \pi_{ext,i})', p(\widehat{\boldsymbol{\gamma}}, \mathbf{X}_i^{mult}, S_i^{mult}, \mathbf{Z}_{1\cap,i})') \right] (\widehat{H}^{-1})' \cdot (\widehat{G}_{\boldsymbol{\alpha}^{mult}})' \\
\widehat{E} &= \widehat{E}_1 - \widehat{E}_2 - \widehat{E}_3 + \widehat{E}_4
\end{aligned}$$

Proof. Under all the assumptions of Theorems 3.3, 3.4 and A11 and using ULLN and Continuous Mapping Theorem, the proof of consistency for each of the following sample quantities are exactly same as the approach in Theorem S3.

Using the exact same steps on the joint parameters η instead of θ_Z (as in Theorem S2.3) we obtain

$$\begin{aligned} \widehat{G}_{\theta_Z} &= -\frac{1}{N} \sum_{i=1}^N S_i^{\text{mult}} \cdot \frac{1}{\pi(\mathbf{X}_i^{\text{mult}}, \widehat{\alpha}^{\text{mult}})} \cdot \left\{ \frac{e^{\widehat{\theta}_Z' \mathbf{Z}_i}}{(1 + e^{\widehat{\theta}_Z' \mathbf{Z}_i})^2} \cdot \mathbf{Z}_i \mathbf{Z}_i' + \frac{\partial f(\mathbf{X}_i^{\text{mult}}, \widehat{\gamma}^{\text{mult}}, \theta_Z)}{\partial \theta_Z} \Big|_{\theta_Z = \widehat{\theta}_Z} \right\} \\ &\quad + \frac{1}{N} \sum_{i=1}^N \frac{S_{\text{ext},i}}{\pi_{\text{ext},i}} \cdot \frac{\partial f(\mathbf{X}_i^{\text{mult}}, \widehat{\gamma}^{\text{mult}}, \theta_Z)}{\partial \theta_Z} \Big|_{\theta_Z = \widehat{\theta}_Z} \\ &\stackrel{p}{\rightarrow} G_{\theta_Z^*} = \mathbb{E} \left\{ \frac{S^{\text{mult}}}{\pi(\mathbf{X}^{\text{mult}}, \alpha^{\text{mult}*})} \cdot \left(-\frac{e^{\theta_Z^{*'} \mathbf{Z}}}{(1 + e^{\theta_Z^{*'} \mathbf{Z}})^2} \cdot \mathbf{Z} \mathbf{Z}' - \frac{\partial f(\mathbf{X}^{\text{mult}}, \gamma^{\text{mult}*}, \theta_Z)}{\partial \theta_Z} \Big|_{\theta_Z = \theta_Z^*} \right) \right. \\ &\quad \left. + \frac{S_{\text{ext}}}{\pi_{\text{ext}}} \cdot \frac{\partial f(\mathbf{X}^{\text{mult}}, \gamma^{\text{mult}*}, \theta_Z)}{\partial \theta_Z} \Big|_{\theta_Z = \theta_Z^*} \right\}. \end{aligned}$$

Similarly we obtain

$$\begin{aligned} \widehat{G}_{\alpha^{\text{mult}}, \gamma^{\text{mult}}} &= \left(-\frac{1}{N} \sum_{i=1}^N \frac{S_i^{\text{mult}}}{\pi(\mathbf{X}_i^{\text{mult}}, \widehat{\alpha}^{\text{mult}})^2} \left\{ D_i \mathbf{Z}_i - \frac{e^{\widehat{\theta}_Z' \mathbf{Z}_i}}{(1 + e^{\widehat{\theta}_Z' \mathbf{Z}_i})} \mathbf{Z}_i - f(\mathbf{X}_i^{\text{mult}}, \widehat{\gamma}^{\text{mult}}, \widehat{\theta}_Z) \right\} \right. \\ &\quad \left. \cdot \frac{\partial \pi(\mathbf{X}_i^{\text{mult}}, \alpha^{\text{mult}*})}{\partial \alpha^{\text{mult}}} \Big|_{\alpha = \widehat{\alpha}^{\text{mult}}} \right. \\ &\quad \left. , \frac{1}{N} \sum_{i=1}^N \left(\frac{S_{\text{ext},i}}{\pi_{\text{ext},i}} - \frac{S_i^{\text{mult}}}{\pi(\mathbf{X}_i^{\text{mult}}, \widehat{\alpha}^{\text{mult}})} \right) \cdot \frac{\partial f(\mathbf{X}_i^{\text{mult}}, \widehat{\gamma}^{\text{mult}}, \widehat{\theta}_Z)}{\partial \gamma^{\text{mult}}} \Big|_{\gamma^{\text{mult}} = \widehat{\gamma}^{\text{mult}}} \right) \\ &\stackrel{p}{\rightarrow} G_{\alpha^{\text{mult}*}, \gamma^{\text{mult}*}} = \mathbb{E} \left[-\frac{S^{\text{mult}}}{\pi(\mathbf{X}^{\text{mult}}, \alpha^{\text{mult}*})^2} \left\{ D \mathbf{Z} - \frac{e^{\theta_Z^{*'} \mathbf{Z}}}{(1 + e^{\theta_Z^{*'} \mathbf{Z}})} \cdot \mathbf{Z} - f(\mathbf{X}^{\text{mult}}, \gamma^{\text{mult}*}, \theta_Z^*) \right\} \right. \\ &\quad \left. \cdot \frac{\partial \pi(\mathbf{X}^{\text{mult}}, \alpha^{\text{mult}*})}{\partial \alpha^{\text{mult}}} \Big|_{\alpha = \alpha^{\text{mult}*}} , \left(\frac{S_{\text{ext}}}{\pi_{\text{ext}}} - \frac{S^{\text{mult}}}{\pi(\mathbf{X}^{\text{mult}}, \alpha^{\text{mult}*})} \right) \cdot \frac{\partial f(\mathbf{X}^{\text{mult}}, \gamma^{\text{mult}*}, \theta_Z^*)}{\partial \gamma^{\text{mult}}} \Big|_{\gamma^{\text{mult}} = \gamma^{\text{mult}*}} \right] \\ &\widehat{H} = \frac{1}{N} \sum_{i=1}^N \left(\begin{array}{cc} \frac{\partial q(\alpha^{\text{mult}}, \mathbf{X}_i^{\text{mult}}, S_i^{\text{mult}}, S_{\text{ext},i}, \pi_{\text{ext},i})}{\partial \alpha^{\text{mult}}} \Big|_{\alpha = \widehat{\alpha}^{\text{mult}}} & 0 \\ 0 & \frac{\partial p(\gamma, \mathbf{X}_i^{\text{mult}}, S, \mathbf{Z}_{1\cap, i})}{\partial \gamma^{\text{mult}}} \Big|_{\gamma^{\text{mult}} = \widehat{\gamma}^{\text{mult}}} \end{array} \right) \\ &\stackrel{p}{\rightarrow} H = \mathbb{E} \left(\begin{array}{cc} \frac{\partial q(\alpha^{\text{mult}}, \mathbf{X}^{\text{mult}}, S, S_{\text{ext}}, \pi_{\text{ext}})}{\partial \alpha^{\text{mult}}} \Big|_{\alpha = \alpha^{\text{mult}*}} & 0 \\ 0 & \frac{\partial p(\gamma, \mathbf{X}^{\text{mult}}, S, \mathbf{Z}_{1\cap})}{\partial \gamma^{\text{mult}}} \Big|_{\gamma^{\text{mult}} = \gamma^{\text{mult}*}} \end{array} \right) \end{aligned}$$

Similarly we obtain

$$\begin{aligned}
\widehat{E}_1 &= \frac{1}{N} \sum_{i=1}^N \frac{S_i^{\text{mult}}}{\pi(\mathbf{X}_i^{\text{mult}}, \widehat{\boldsymbol{\alpha}}^{\text{mult}})^2} \left[D_i \mathbf{Z}_i - \frac{e^{\widehat{\boldsymbol{\theta}}_{\mathbf{Z}}' \mathbf{Z}_i}}{(1 + e^{\widehat{\boldsymbol{\theta}}_{\mathbf{Z}}' \mathbf{Z}_i})} \cdot \mathbf{Z}_i - f(\mathbf{X}_i^{\text{mult}}, \widehat{\boldsymbol{\gamma}}^{\text{mult}}, \widehat{\boldsymbol{\theta}}_{\mathbf{Z}}) \right] \\
&\quad \left[D_i \mathbf{Z}_i - \frac{e^{\widehat{\boldsymbol{\theta}}_{\mathbf{Z}}' \mathbf{Z}_i}}{(1 + e^{\widehat{\boldsymbol{\theta}}_{\mathbf{Z}}' \mathbf{Z}_i})} \cdot \mathbf{Z}_i - f(\mathbf{X}_i^{\text{mult}}, \widehat{\boldsymbol{\gamma}}^{\text{mult}}, \widehat{\boldsymbol{\theta}}_{\mathbf{Z}}) \right]' \\
&\quad + \frac{1}{N} \sum_{i=1}^N \frac{S_{\text{ext},i}}{\pi_{\text{ext},i}^2} \cdot f(\mathbf{X}_i^{\text{mult}}, \widehat{\boldsymbol{\gamma}}^{\text{mult}}, \widehat{\boldsymbol{\theta}}_{\mathbf{Z}}) \cdot f(\mathbf{X}_i^{\text{mult}}, \widehat{\boldsymbol{\gamma}}^{\text{mult}}, \widehat{\boldsymbol{\theta}}_{\mathbf{Z}})' \\
&+ \frac{1}{N} \sum_{i=1}^N \frac{S_i^{\text{mult}} S_{\text{ext},i}}{\pi(\mathbf{X}_i^{\text{mult}}, \widehat{\boldsymbol{\alpha}}^{\text{mult}}) \pi_{\text{ext},i}} \left[D_i \mathbf{Z}_i - \frac{e^{\widehat{\boldsymbol{\theta}}_{\mathbf{Z}}' \mathbf{Z}_i}}{(1 + e^{\widehat{\boldsymbol{\theta}}_{\mathbf{Z}}' \mathbf{Z}_i})} \cdot \mathbf{Z}_i - f(\mathbf{X}_i^{\text{mult}}, \widehat{\boldsymbol{\gamma}}^{\text{mult}}, \widehat{\boldsymbol{\theta}}_{\mathbf{Z}}) \right] \cdot f(\mathbf{X}_i^{\text{mult}}, \widehat{\boldsymbol{\gamma}}^{\text{mult}}, \widehat{\boldsymbol{\theta}}_{\mathbf{Z}})' \\
&+ \frac{1}{N} \sum_{i=1}^N \frac{S_i^{\text{mult}} S_{\text{ext},i}}{\pi(\mathbf{X}_i^{\text{mult}}, \widehat{\boldsymbol{\alpha}}^{\text{mult}}) \pi_{\text{ext},i}} \cdot f(\mathbf{X}_i^{\text{mult}}, \widehat{\boldsymbol{\gamma}}^{\text{mult}}, \widehat{\boldsymbol{\theta}}_{\mathbf{Z}}) \cdot \left[D_i \mathbf{Z}_i - \frac{e^{\widehat{\boldsymbol{\theta}}_{\mathbf{Z}}' \mathbf{Z}_i}}{(1 + e^{\widehat{\boldsymbol{\theta}}_{\mathbf{Z}}' \mathbf{Z}_i})} \cdot \mathbf{Z}_i - f(\mathbf{X}_i^{\text{mult}}, \widehat{\boldsymbol{\gamma}}^{\text{mult}}, \widehat{\boldsymbol{\theta}}_{\mathbf{Z}}) \right]' \\
&\xrightarrow{P} \mathbb{E} [g(\boldsymbol{\theta}_{\mathbf{Z}}^*, \boldsymbol{\alpha}^{\text{mult}*}, \boldsymbol{\gamma}^{\text{mult}*}) \cdot g(\boldsymbol{\theta}_{\mathbf{Z}}^*, \boldsymbol{\alpha}^{\text{mult}*}, \boldsymbol{\gamma}^{\text{mult}*})'].
\end{aligned}$$

$$\begin{aligned}
\widehat{E}_2 = \widehat{E}_3 &= \frac{1}{N} \sum_{i=1}^N G_{\widehat{\boldsymbol{\alpha}}^{\text{mult}}, \widehat{\boldsymbol{\gamma}}^{\text{mult}}} \cdot (-\widehat{H})^{-1} \cdot \frac{1}{\pi(\mathbf{X}_i^{\text{mult}}, \widehat{\boldsymbol{\alpha}}^{\text{mult}})} \cdot \begin{pmatrix} q(\widehat{\boldsymbol{\alpha}}^{\text{mult}}, \mathbf{X}_i^{\text{mult}}, S_i^{\text{mult}}, S_{\text{ext},i}, \pi_{\text{ext},i}) \\ p(\widehat{\boldsymbol{\gamma}}, \mathbf{X}_i^{\text{mult}}, S_i^{\text{mult}}, \mathbf{Z}_{1 \cap, i}) \end{pmatrix} \\
&\quad \left[D_i \mathbf{Z}_i - \frac{e^{\widehat{\boldsymbol{\theta}}_{\mathbf{Z}}' \mathbf{Z}_i}}{(1 + e^{\widehat{\boldsymbol{\theta}}_{\mathbf{Z}}' \mathbf{Z}_i})} \cdot \mathbf{Z}_i - f(\mathbf{X}_i^{\text{mult}}, \widehat{\boldsymbol{\gamma}}^{\text{mult}}, \widehat{\boldsymbol{\theta}}_{\mathbf{Z}}) \right]' \\
&\quad + \frac{1}{N} \sum_{i=1}^N \begin{pmatrix} q(\widehat{\boldsymbol{\alpha}}^{\text{mult}}, \mathbf{X}_i^{\text{mult}}, S_i^{\text{mult}}, S_{\text{ext},i}, \pi_{\text{ext},i}) \\ p(\widehat{\boldsymbol{\gamma}}, \mathbf{X}_i^{\text{mult}}, S_i^{\text{mult}}, \mathbf{Z}_{1 \cap, i}) \end{pmatrix} \frac{S_{\text{ext},i}}{\pi_{\text{ext},i}} \cdot f(\mathbf{X}_i^{\text{mult}}, \widehat{\boldsymbol{\gamma}}^{\text{mult}}, \widehat{\boldsymbol{\theta}}_{\mathbf{Z}})' \\
&\xrightarrow{P} \mathbb{E} \{ G_{\boldsymbol{\alpha}^{\text{mult}*}, \boldsymbol{\gamma}^{\text{mult}*}} \cdot H^{-1} \cdot \mathbf{h}(\boldsymbol{\alpha}^{\text{mult}*}, \boldsymbol{\gamma}^{\text{mult}*}) \cdot g(\boldsymbol{\theta}_{\mathbf{Z}}^*, \boldsymbol{\alpha}^{\text{mult}*}, \boldsymbol{\gamma}^{\text{mult}*})' \}.
\end{aligned}$$

$$\begin{aligned}
\widehat{E}_4 &= \frac{1}{N} \cdot \widehat{G}_{\widehat{\boldsymbol{\alpha}}^{\text{mult}}} \cdot \widehat{H}^{-1} \sum_{i=1}^N \left[\begin{pmatrix} q(\widehat{\boldsymbol{\alpha}}^{\text{mult}}, \mathbf{X}_i^{\text{mult}}, S_i^{\text{mult}}, S_{\text{ext},i}, \pi_{\text{ext},i}) \\ p(\widehat{\boldsymbol{\gamma}}, \mathbf{X}_i^{\text{mult}}, S_i^{\text{mult}}, \mathbf{Z}_{1 \cap, i}) \end{pmatrix} \right. \\
&\quad \left. \cdot (q(\widehat{\boldsymbol{\alpha}}^{\text{mult}}, \mathbf{X}_i^{\text{mult}}, S_i^{\text{mult}}, S_{\text{ext},i}, \pi_{\text{ext},i})', p(\widehat{\boldsymbol{\gamma}}, \mathbf{X}_i^{\text{mult}}, S_i^{\text{mult}}, \mathbf{Z}_{1 \cap, i})') \right] (\widehat{H}^{-1})' \cdot (\widehat{G}_{\widehat{\boldsymbol{\alpha}}^{\text{mult}}})' \\
&\xrightarrow{P} \mathbb{E} \{ G_{\boldsymbol{\alpha}^{\text{mult}*}, \boldsymbol{\gamma}^{\text{mult}*}} H^{-1} \cdot \mathbf{h}(\boldsymbol{\alpha}^{\text{mult}*}, \boldsymbol{\gamma}^{\text{mult}*}) \cdot \mathbf{h}(\boldsymbol{\alpha}^{\text{mult}*}, \boldsymbol{\gamma}^{\text{mult}*})' \cdot (H^{-1})' \cdot (G_{\boldsymbol{\alpha}^{\text{mult}*}, \boldsymbol{\gamma}^{\text{mult}*}})' \}
\end{aligned}$$

Therefore we obtain, $\widehat{E} = \widehat{E}_1 - \widehat{E}_2 - \widehat{E}_3 + \widehat{E}_4 \xrightarrow{P}$

$$\mathbb{E} [\{ g(\boldsymbol{\theta}_{\mathbf{Z}}^*, \boldsymbol{\alpha}^{\text{mult}*}, \boldsymbol{\gamma}^{\text{mult}*}) + G_{\boldsymbol{\alpha}^{\text{mult}*}, \boldsymbol{\gamma}^{\text{mult}*}} \cdot \boldsymbol{\Psi}(\boldsymbol{\alpha}^{\text{mult}*}, \boldsymbol{\gamma}^{\text{mult}*}) \} \{ g(\boldsymbol{\theta}_{\mathbf{Z}}^*, \boldsymbol{\alpha}^{\text{mult}*}, \boldsymbol{\gamma}^{\text{mult}*}) + G_{\boldsymbol{\alpha}^{\text{mult}*}, \boldsymbol{\gamma}^{\text{mult}*}} \cdot \boldsymbol{\Psi}(\boldsymbol{\alpha}^{\text{mult}*}, \boldsymbol{\gamma}^{\text{mult}*}) \}']$$

Using all the above results we obtain, $\widehat{G}_{\boldsymbol{\theta}_{\mathbf{Z}}}^{-1} \cdot \widehat{E} \cdot (\widehat{G}_{\boldsymbol{\theta}_{\mathbf{Z}}}^{-1})'$

$$\begin{aligned}
&\xrightarrow{P} (G_{\boldsymbol{\theta}_{\mathbf{Z}}}^{-1})^{-1} \cdot \mathbb{E} [\{ g(\boldsymbol{\theta}_{\mathbf{Z}}^*, \boldsymbol{\alpha}^{\text{mult}*}, \boldsymbol{\gamma}^{\text{mult}*}) + G_{\boldsymbol{\alpha}^{\text{mult}*}, \boldsymbol{\gamma}^{\text{mult}*}} \cdot \boldsymbol{\Psi}(\boldsymbol{\alpha}^{\text{mult}*}, \boldsymbol{\gamma}^{\text{mult}*}) \} \\
&\quad \{ g(\boldsymbol{\theta}_{\mathbf{Z}}^*, \boldsymbol{\alpha}^{\text{mult}*}, \boldsymbol{\gamma}^{\text{mult}*}) + G_{\boldsymbol{\alpha}^{\text{mult}*}, \boldsymbol{\gamma}^{\text{mult}*}} \cdot \boldsymbol{\Psi}(\boldsymbol{\alpha}^{\text{mult}*}, \boldsymbol{\gamma}^{\text{mult}*}) \}'] \cdot (G_{\boldsymbol{\theta}_{\mathbf{Z}}}^{-1})'
\end{aligned}$$

Using the same approach used in the last step of Theorem S3, we obtain that $\frac{1}{N} \cdot \widehat{G}_{\boldsymbol{\theta}_Z}^{-1} \cdot \widehat{E} \cdot (\widehat{G}_{\boldsymbol{\theta}_Z}^{-1})'$ is a consistent estimator of the asymptotic variance of $\widehat{\boldsymbol{\theta}}_Z$. \square

S7.6 Variance Estimator for JAIPW-NP

Variance estimation in this setting is more complex due to the allowance for flexible non-parametric estimation of the auxiliary score model. However in this section we establish the Neyman orthogonality of the proposed DR estimating equation in equation (3.14) of the main text. when both the selection and auxiliary score models are correctly specified, ensuring robustness against small perturbations in nuisance parameter estimates. In such case one can estimate the asymptotic variance of $\widehat{\boldsymbol{\theta}}_Z$ by ignoring the variance contribution due to nuisance parameter estimation.

Neyman Orthogonality

The proposed estimating function for JAIPW is given by

$$\mathbf{g}(\boldsymbol{\theta}_Z, \pi, \mathbf{f}) = \frac{S^{\text{mult}}}{\pi(\mathbf{X}^{\text{mult}})} (\mathcal{U}(\boldsymbol{\theta}_Z) - \mathbf{f}(\mathbf{X}^{\text{mult}}, \boldsymbol{\theta}_Z)) + \frac{S^{\text{ext}}}{\pi_{\text{ext}}} \mathbf{f}(\mathbf{X}^{\text{mult}}, \boldsymbol{\theta}_Z).$$

Let $\boldsymbol{\eta} = (\pi, \mathbf{f})$ denote the combined nuisance parameter function. To establish the Neyman orthogonality of \mathbf{g} , we need to show that the expectation of the Gateaux derivative operator of \mathbf{g} with respect to $\boldsymbol{\eta}$, evaluated at the true nuisance parameter function $\boldsymbol{\eta}^* = (\pi^*, \mathbf{f}^*)$, is zero. Formally, we must demonstrate that

$$\mathbb{E} \left[\left. \frac{d}{d\epsilon} \mathbf{g}(\boldsymbol{\theta}_Z, \pi_\epsilon, \mathbf{f}_\epsilon) \right|_{\epsilon=0} \right] = 0,$$

where the perturbed functions π_ϵ and \mathbf{f}_ϵ are defined as

$$\pi_\epsilon(\mathbf{X}^{\text{mult}}) = \pi^*(\mathbf{X}^{\text{mult}}) + \epsilon l_\pi(\mathbf{X}^{\text{mult}}),$$

$$\mathbf{f}_\epsilon(\mathbf{X}^{\text{mult}}, \boldsymbol{\theta}_Z) = \mathbf{f}^*(\mathbf{X}^{\text{mult}}, \boldsymbol{\theta}_Z) + \epsilon l_f(\mathbf{X}^{\text{mult}}, \boldsymbol{\theta}_Z),$$

with $l_\pi(\mathbf{X}^{\text{mult}})$ and $l_f(\mathbf{X}^{\text{mult}}, \boldsymbol{\theta}_Z)$ being arbitrary perturbation functions in a smooth function space, and ϵ representing a small perturbation parameter. Next we calculate the derivative.

$$\begin{aligned} \left. \frac{d}{d\epsilon} \mathbf{g}(\boldsymbol{\theta}_Z, \pi_\epsilon, \mathbf{f}_\epsilon) \right|_{\epsilon=0} &= -\frac{S^{\text{mult}}}{\pi^*(\mathbf{X}^{\text{mult}})^2} l_\pi(\mathbf{X}^{\text{mult}}) (\mathcal{U}(\boldsymbol{\theta}_Z) - \mathbf{f}^*(\mathbf{X}^{\text{mult}}, \boldsymbol{\theta}_Z)) \\ &\quad + \left(\frac{S^{\text{ext}}}{\pi_{\text{ext}}} - \frac{S^{\text{mult}}}{\pi^*(\mathbf{X}^{\text{mult}})} \right) l_f(\mathbf{X}^{\text{mult}}, \boldsymbol{\theta}_Z) \end{aligned}$$

Next we calculate the expectation of the above derivative given by $\mathbb{E} \left[\left. \frac{d}{d\epsilon} \mathbf{g}(\boldsymbol{\theta}_Z, \pi_\epsilon, \mathbf{f}_\epsilon) \right|_{\epsilon=0} \right]$. Under correct specifications of the nuisance parameter functions we obtain, we obtain

$$\begin{aligned} \mathbb{E} \left[\mathcal{U}(\boldsymbol{\theta}_Z) - \mathbf{f}^*(\mathbf{X}^{\text{mult}}, \boldsymbol{\theta}_Z) \right] &= 0, \\ \mathbb{E} \left[\frac{S^{\text{ext}}}{\pi_{\text{ext}}} - \frac{S^{\text{mult}}}{\pi^*(\mathbf{X}^{\text{mult}})} \right] &= 0. \end{aligned}$$

Therefore we obtain under correct specifications of the nuisance parameter functions

$$\mathbb{E} \left[\left. \frac{d}{d\epsilon} \mathbf{g}(\boldsymbol{\theta}_Z, \pi_\epsilon, \mathbf{f}_\epsilon) \right|_{\epsilon=0} \right] = 0$$

which proves the Neyman orthogonality of \mathbf{g} with respect to nuisance parameter function $\boldsymbol{\eta}$.

Variance Estimation

Since we have established the Neyman orthogonality of \mathbf{g} with respect to the nuisance parameter function $\boldsymbol{\eta}$ under correct specification of both models, we can estimate the variance by disregarding the contribution from nuisance parameter estimation. The variance estimate is given by:

$$\frac{1}{N} \cdot \widehat{G}_{\boldsymbol{\theta}_Z}^{-1} \cdot \widehat{E} \cdot (\widehat{G}_{\boldsymbol{\theta}_Z}^{-1})',$$

where $\widehat{G}_{\boldsymbol{\theta}_Z}$ and \widehat{E} are as defined.

$$\begin{aligned} \widehat{G}_{\boldsymbol{\theta}_Z} &= -\frac{1}{N} \sum_{i=1}^N S_i^{\text{mult}} \cdot \frac{1}{\pi(\mathbf{X}_i^{\text{mult}}, \widehat{\boldsymbol{\alpha}}^{\text{mult}})} \cdot \left\{ \frac{e^{\widehat{\boldsymbol{\theta}}_Z' \mathbf{Z}_i}}{(1 + e^{\widehat{\boldsymbol{\theta}}_Z' \mathbf{Z}_i})^2} \cdot \mathbf{Z}_i \mathbf{Z}_i' + \frac{\partial \widehat{\mathbf{f}}(\mathbf{X}_i^{\text{mult}}, \boldsymbol{\theta}_Z)}{\partial \boldsymbol{\theta}_Z} \Big|_{\boldsymbol{\theta}_Z = \widehat{\boldsymbol{\theta}}_Z} \right\} \\ &\quad + \frac{1}{N} \sum_{i=1}^N \frac{S_{\text{ext},i}}{\pi_{\text{ext},i}} \cdot \frac{\partial \widehat{\mathbf{f}}(\mathbf{X}_i^{\text{mult}}, \boldsymbol{\theta}_Z)}{\partial \boldsymbol{\theta}_Z} \Big|_{\boldsymbol{\theta}_Z = \widehat{\boldsymbol{\theta}}_Z}. \\ \widehat{E} &= \frac{1}{N} \sum_{i=1}^N \frac{S_i^{\text{mult}}}{\pi(\mathbf{X}_i^{\text{mult}}, \widehat{\boldsymbol{\alpha}}^{\text{mult}})^2} \left[D_i \mathbf{Z}_i - \frac{e^{\widehat{\boldsymbol{\theta}}_Z' \mathbf{Z}_i}}{(1 + e^{\widehat{\boldsymbol{\theta}}_Z' \mathbf{Z}_i})} \cdot \mathbf{Z}_i - \widehat{\mathbf{f}}(\mathbf{X}_i^{\text{mult}}, \boldsymbol{\theta}_Z) \right] \\ &\quad \left[D_i \mathbf{Z}_i - \frac{e^{\widehat{\boldsymbol{\theta}}_Z' \mathbf{Z}_i}}{(1 + e^{\widehat{\boldsymbol{\theta}}_Z' \mathbf{Z}_i})} \cdot \mathbf{Z}_i - \widehat{\mathbf{f}}(\mathbf{X}_i^{\text{mult}}, \boldsymbol{\theta}_Z) \right]' + \frac{1}{N} \sum_{i=1}^N \frac{S_{\text{ext},i}}{\pi_{\text{ext},i}^2} \cdot \widehat{\mathbf{f}}(\mathbf{X}_i^{\text{mult}}, \boldsymbol{\theta}_Z) \cdot \widehat{\mathbf{f}}(\mathbf{X}_i^{\text{mult}}, \boldsymbol{\theta}_Z)' \\ &\quad + \frac{1}{N} \sum_{i=1}^N \frac{S_i^{\text{mult}} S_{\text{ext},i}}{\pi(\mathbf{X}_i^{\text{mult}}, \widehat{\boldsymbol{\alpha}}^{\text{mult}}) \pi_{\text{ext},i}} \left[D_i \mathbf{Z}_i - \frac{e^{\widehat{\boldsymbol{\theta}}_Z' \mathbf{Z}_i}}{(1 + e^{\widehat{\boldsymbol{\theta}}_Z' \mathbf{Z}_i})} \cdot \mathbf{Z}_i - \widehat{\mathbf{f}}(\mathbf{X}_i^{\text{mult}}, \boldsymbol{\theta}_Z) \right] \cdot \widehat{\mathbf{f}}(\mathbf{X}_i^{\text{mult}}, \boldsymbol{\theta}_Z)' \\ &\quad + \frac{1}{N} \sum_{i=1}^N \frac{S_i^{\text{mult}} S_{\text{ext},i}}{\pi(\mathbf{X}_i^{\text{mult}}, \widehat{\boldsymbol{\alpha}}^{\text{mult}}) \pi_{\text{ext},i}} \cdot \widehat{\mathbf{f}}(\mathbf{X}_i^{\text{mult}}, \boldsymbol{\theta}_Z) \cdot \left[D_i \mathbf{Z}_i - \frac{e^{\widehat{\boldsymbol{\theta}}_Z' \mathbf{Z}_i}}{(1 + e^{\widehat{\boldsymbol{\theta}}_Z' \mathbf{Z}_i})} \cdot \mathbf{Z}_i - \widehat{\mathbf{f}}(\mathbf{X}_i^{\text{mult}}, \boldsymbol{\theta}_Z) \right]' \end{aligned}$$

where $\widehat{\mathbf{f}}$ can be any flexible methods. In the above estimator, the term

$$\frac{\partial \widehat{\mathbf{f}}(\mathbf{X}_i^{\text{mult}}, \boldsymbol{\theta}_Z)}{\partial \boldsymbol{\theta}_Z} \Big|_{\boldsymbol{\theta}_Z = \widehat{\boldsymbol{\theta}}_Z}$$

is estimated using numerical approximations, particularly for any non-parametric form of \mathbf{f} .

S7.7 JAIPW Algorithm

S8 Meta Analysis

Suppose we obtain $\widehat{\boldsymbol{\theta}}_{1Z}, \widehat{\boldsymbol{\theta}}_{2Z}, \dots, \widehat{\boldsymbol{\theta}}_{KZ}$ by applying any of the five methods (AIPW, PL, SR, PS, and CL) to each of the K samples separately. Consistent asymptotic variance-covariance matrix estimators $\widehat{\boldsymbol{\Sigma}}_1, \widehat{\boldsymbol{\Sigma}}_2, \dots, \widehat{\boldsymbol{\Sigma}}_K$ for these estimates are obtained using methods proposed in [Kundu et al. \(2024\)](#). Let $\dim(\boldsymbol{\theta}_Z) = p$. The fixed-effects meta-analysis estimator and corresponding variance estimator for the combined estimate $\boldsymbol{\theta}_Z$ from all cohorts are:

$$(\widehat{\boldsymbol{\theta}}_Z)_j = \frac{\sum_{i=1}^K w_{ij} \cdot (\widehat{\boldsymbol{\theta}}_{iZ})_j}{\sum_{i=1}^K w_{ij}}, \quad \text{and} \quad \text{SE}((\widehat{\boldsymbol{\theta}}_Z)_j) = \sqrt{\frac{1}{\sum_{i=1}^K w_{ij}}},$$

Algorithm 1: JAIPW-NP for $K = 1$

Result: Estimate of disease model parameters, θ_Z

initialization :

1. Set $\epsilon_1 = 10^{-8}$ and $\epsilon_2 = 10^{-8}$.
2. Initial estimates $\hat{\theta}_{0,Z}$ for θ_Z is obtained using unweighted logistic regression.
3. Let $F_1 = \frac{1}{N} \sum_{i=1}^N \frac{S_i}{\pi(\mathbf{X}_i, \alpha)} (\mathcal{U}_i(\theta_Z) - \mathbf{f}(\mathbf{X}_i, \theta_Z)) + \frac{1}{N} \sum_{i=1}^N \frac{S_{\text{ext},i}}{\pi_{\text{ext},i}} \mathbf{f}(\mathbf{X}_i, \theta_Z)$.
4. $m = 1$.

Estimating the Selection Probability/Propensity Model:

Estimate the selection probability function $\pi(\mathbf{X}, \alpha)$ using JPL, JSR, JPS or JCL.

while true do

1. Using the initial estimate $\hat{\theta}_{0,Z}$, we estimate $\hat{\mathbf{f}}(\cdot)$ with flexible non parametric or machine learning models for $\mathbf{f}_1(\cdot)$ and $\mathbf{f}_2(\cdot)$.
 2. Using estimated $\hat{\mathbf{f}}(\cdot)$, we solve for θ_Z in $F_1 = 0$ and obtain the new $\hat{\theta}_{m,Z}$.
- $m = m + 1$.

Continue steps 1 and 2 till convergence ($\|\hat{\theta}_{m,Z} - \hat{\theta}_{m-1,Z}\| < \epsilon_1$ and $\|F_{1,m} - F_{1,m-1}\| < \epsilon_2$, where $F_{1,m}$ is the value of F_1 at the m^{th} iteration).

end

return : $\hat{\theta}_Z$.

where $j = 1, 2, \dots, p$ and $w_{ij} = 1/\hat{\Sigma}_{ijj}$. A key assumption of fixed-effects meta-analysis is the independence of estimates from different cohorts, which may be violated for the estimators discussed above since we allow overlap across the different cohorts.

Rice et al. (2018) elucidates the interpretation of $\hat{\theta}_Z$ in equation (S8) across various contexts. In our study, we assume the cohorts are subsets of a single target population, aiming to estimate a common set of disease model parameters. Under this assumption, $\hat{\theta}_Z$ is interpreted as an estimate of the common effect, which we use for combining different cohorts in the Michigan Genomics Initiative (MGI). In contrast, when combining disease model estimates from the MGI, All of Us (AOU), and UK Biobank (UKB), $\hat{\theta}_Z$ represents a pooled effect rather than a common effect. This distinction is due to the demographic differences in the target populations of UK Biobank compared to AOU and MGI, indicating that the combined estimate reflects an aggregate measure across heterogeneous cohorts.

S9 Simulation Details

S9.1 General Setup

In both the simulation setups, we have

- **Sample Size:** $N = 50000$.
- **Number of Cohorts:** $K = 3$
- **Disease model covariates $\mathbf{Z} = (Z_1, Z_2, Z_3)$:** The joint distribution of (Z_1, Z_2, Z_3) is specified as,

$$\begin{pmatrix} Z_1 \\ Z_2 \\ Z_3 \end{pmatrix} \sim \mathcal{N}_3 \left(\begin{pmatrix} 0 \\ 0 \\ 0 \end{pmatrix}, \begin{pmatrix} 1 & 0.5 & 0.5 \\ 0.5 & 1 & 0.5 \\ 0.5 & 0.5 & 1 \end{pmatrix} \right).$$

- **Disease outcome D :** D is simulated from the conditional distribution specified by,

$$D|Z_1, Z_2, Z_3 \sim \text{Ber} \left(\frac{e^{\theta_0 + \theta_1 Z_1 + \theta_2 Z_2 + \theta_3 Z_3}}{1 + e^{\theta_0 + \theta_1 Z_1 + \theta_2 Z_2 + \theta_3 Z_3}} \right).$$

where, $\theta_0 = -2$, $\theta_1 = 0.35$, $\theta_2 = 0.45$ and $\theta_3 = 0.25$.

- **Selection model covariate W_k :** W_k is an univariate random variable simulated from the conditional distribution of

$$W_k|Z_1, Z_2, Z_3, D \sim \epsilon_{1k} + \mathcal{N}(\gamma_0 \cdot D + \gamma_1 \cdot Z_1 + \gamma_2 \cdot Z_2 + \gamma_3 \cdot Z_3, 1) + \epsilon_{2k}.$$

where $\epsilon_{1k} \sim \mathcal{N}(0, 1)$ with $\text{Cor}(\epsilon_{1k}, Z_1) = \text{Cor}(\epsilon_{1k}, Z_2) = \text{Cor}(\epsilon_{1k}, Z_3) = 0.5$, $\epsilon_{2k} \sim \mathcal{N}(0, 1) \forall k \in \{1, 2, 3\}$. We set $(\gamma_0, \gamma_1, \gamma_2, \gamma_3) = (1, 1, 0.8, 0.6), (1, 0.6, 0.8, 1), (1, 1, 1, 1)$ for the three cohorts respectively.

- **External Selection Model:** For external data, the selection model can take any functional form and the selection probabilities are known to us. In our case, we assumed that the functional form of the external selection model is given by,

$$\text{logit}(P(S_{\text{ext}} = 1|D, Z_1, Z_2, Z_3)) = \nu_0 + \nu_1 \cdot D + \nu_2 \cdot Z_1 + \nu_3 \cdot Z_2 + \nu_4 \cdot Z_3.$$

The values of $(\nu_0, \nu_1, \nu_2, \nu_3, \nu_4)$ are given by $(-0.6, 1.2, 0.4, -0.2, 0.5)$. The probabilities $P(S_{\text{ext}} = 1|Z_2, W, D)$ from the above equation were multiplied by a factor of 0.75.

In the first simulation setup, the internal selection models are as follows :

- **Cohort 1 :** $Z_2 = (Z_2, Z_3), W = W_1, D$

$$\begin{aligned} \text{logit}(P(S_1 = 1|Z_2, Z_3, W_1, D)) &= \alpha_{01} + \alpha_{11}Z_2 \\ &+ \alpha_{21}Z_3 + \alpha_{31}W_1 + \alpha_{41}D \end{aligned}$$

where $(\alpha_{01}, \alpha_{11}, \alpha_{21}, \alpha_{31}, \alpha_{41}) = (-1, 1.5, 0.2, 0.8, -0.3)$.

- **Cohort 2 :** $Z_2 = Z_3, W = W_2, D$

$$\text{logit}(P(S_2 = 1|Z_3, W_2, D)) = \alpha_{02} + \alpha_{12}Z_3 + \alpha_{22}W_2 + \alpha_{32}D$$

where $(\alpha_{02}, \alpha_{12}, \alpha_{22}, \alpha_{32}) = (-1, 1.25, 0.4, 0.6)$.

- **Cohort 3 :** $Z_2 = Z_2, W = W_3$

$$\text{logit}(P(S_3 = 1|Z_2, W_3)) = \alpha_{03} + \alpha_{13}Z_2 + \alpha_{23}W_3$$

where $(\alpha_{03}, \alpha_{13}, \alpha_{23}) = (-3, 0.8, 0.5)$.

In the second simulation setup, we added interaction terms in the internal selection models :

- **Cohort 1 :** $Z_2 = (Z_2, Z_3), W = W_1, D$

$$\begin{aligned} \text{logit}(P(S_1 = 1|Z_2, Z_3, W_1, D)) &= \alpha_{01} + \alpha_{11}Z_2 + \alpha_{21}Z_3 + \alpha_{31}W_1 + \\ &\alpha_{41}D + \alpha_{51}DZ_2 + \alpha_{61}DZ_3 + \alpha_{71}DW_1 \end{aligned}$$

where $(\alpha_{01}, \alpha_{11}, \alpha_{21}, \alpha_{31}, \alpha_{41}) = (-1, 1.5, 0.2, 0.8, -0.3)$.

- **Cohort 2 :** $Z_2 = Z_3, W = W_2, D$

$$\begin{aligned} \text{logit}(P(S_2 = 1|Z_3, W_2, D)) &= \alpha_{02} + \alpha_{12}Z_3 + \alpha_{22}W_2 + \alpha_{32}D \\ &+ \alpha_{42}DZ_3 + \alpha_{52}DW_2 \end{aligned}$$

where $(\alpha_{02}, \alpha_{12}, \alpha_{22}, \alpha_{32}) = (-1, 1.25, 0.4, 0.6)$.

- **Cohort 3 :** $Z_2 = Z_2, W = W_3$

$$\text{logit}(P(S_3 = 1|Z_2, W_3)) = \alpha_{03} + \alpha_{13}Z_2 + \alpha_{23}W_3 + \alpha_{33}Z_2W_3$$

where $(\alpha_{03}, \alpha_{13}, \alpha_{23}) = (-3, 0.8, 0.5)$.

S9.2 JPS specifics for simulations

S9.2.1 Criteria for coarsening variables for PS method

For any continuous random variable say, L , a coarsened version L' is defined as,

$$L' = \begin{cases} 0 & \text{if } L < \text{Cutoff}_1 \\ 1 & \text{if } \text{Cutoff}_1 \leq L \leq \text{Cutoff}_2 \\ \vdots & \vdots \\ K-1 & \text{if } L > \text{Cutoff}_K \end{cases}$$

In this simulation for all the selection variables involved, we chose $K = 2$ and $\text{Cutoff}_1 = \epsilon_{0.15}$, $\text{Cutoff}_2 = \epsilon_{0.85}$, where $\epsilon_{0.15}$ and $\epsilon_{0.85}$ are the 15 and 85 percentile quartiles for both the continuous random variables respectively.

S9.2.2 Fitting of JPS method

For both the setups, JPS has been fitted in two ways. In the first scenario, we assumed that the entire joint distribution of the discretized versions of the selection variables are available from the target population, namely (D, Z'_2, Z'_3, W'_1) , (D, Z'_3, W'_2) and (Z'_2, W'_3) in the three cohorts respectively where $Z'_2, Z'_3, W'_1, W'_2, W'_3$ denote the discretized versions of Z_2, Z_3, W_1, W_2, W_3 . In reality obtaining exact joint distribution of all the selection variables is extremely difficult especially for Cohort 1 and 2. Henceforth in the second scenario, we assumed that we have access of only conditional distributions $D|Z'_2, Z'_3|Z'_2, W'_1|Z'_2, W'_2|Z'_2$ and $W'_3|Z'_2$ from the target population. The joint selection probabilities are approximated using these available conditionals. The criteria that we used to discretize these variables in the simulations is described in Supplementary Section 2.

S9.3 Simulation Results for setup with main effects in the true selection model

Parameter Estimation: Tables S3 and S4 present the performances of the joint methods and meta-analyzed methods under setup 1, respectively.

Unweighted: Given the variables simulated under the most complex DAG, the unweighted logistic regression without cohort-specific intercepts produced significantly biased estimates. The mean estimated biases for θ_2 and θ_3 were -18.54 (41.20%) and -13.43 (53.71%), respectively. The unweighted method with cohort-specific intercepts showed even higher estimated bias and RMSE for θ_1 and θ_2 compared to the basic logistic regression, though θ_3 was unaffected. These results remained consistent regardless of the selection model choice.

Joint IPW: The JSR and JPL methods produced comparable results, with low estimated biases (0.88%, 1.47%, 4.47% and 0.85%, 0.32% and 0.42% for θ_1 , θ_2 and θ_3 in JSR and JPL respectively) and RMSEs not exceeding 0.04 when selection models were correctly specified compared to unweighted logistic regression without cohort specific intercepts. We observe higher biases and RMSEs with increasing number of selection models being misspecified. Finally both estimated bias and RMSE increased substantially with all the selection models misspecified, reaching -12.15 (48.6%) and -12.36 (49.43%) for estimated biases, and 0.86 and 0.83 for RMSEs. JPS had lower biases and RMSEs using actual joint probabilities compared to approximate ones, with maximum bias of 7.42% versus 20.10%. Correctly specified JCL models produced similar results to JPL.

JAIPW: With both the selection and auxiliary models correctly specified, the JAIPW method exhibited slightly higher estimated bias and RMSE compared to JSR or JPL, attributed to the non-parametric nature of the auxiliary model estimation. With one or two selection models misspecified, JAIPW had lower biases and RMSEs compared to JPL and JSR even when the auxiliary score model is misspecified. However, when the selection models were incorrectly specified but auxiliary model correctly specified, JAIPW demonstrated markedly lower relative bias and RMSE than JSR and JPL, with maximum values of 12.46% for percentage bias and 0.51 for RMSE respectively.

Meta IPW: Meta-analyzed PL and SR had similar estimated biases to the joint methods, but generally higher RMSEs, except for JPL with all selection models misspecified. For example in case of all selection models being correctly specified the highest RMSEs for JPL and Meta-analyzed PL are 0.04 and 0.08 respectively. Meta-analyzed PS with exact joint probabilities had higher biases and RMSEs than joint ones, but comparable results using actual joint probabilities. Similar estimated biases and RMSEs for meta-analyzed CL compared to JCL.

Variance Estimation

Table S5 presents the results for the performances of the variance estimators of the joint estimates. For the JIPW methods under all scenarios, the variance estimators show low biases, with a maximum bias percentage of 12%. When all selection models are correctly specified, the coverage probabilities for JPL were 0.95, 0.96, and 0.94 for the three parameter estimators, respectively, while JSR had coverage probabilities around 0.92. When all selection models were incorrectly specified, the coverage probabilities for both JSR and JPL were close to 0. For JPS and JCL, the coverage probabilities were around 0.80 and 0.98, respectively. For JAIPW, when the auxiliary score model is correctly specified, the variance estimators overestimate the standard error by at most 18%. In the case of incorrect specification of the auxiliary score model but correct specification of the selection model, the variance estimators underestimate by at most 13%. The coverage probabilities for JAIPW were around 0.90. The under-coverage might be due to the relatively higher bias in estimation of variance by the bootstrap variance estimator. Increasing the number of bootstrap samples could potentially address this issue, but it would be computationally intensive.

S10 Phenotype definitions and descriptions

In this study, phenotypes are defined using the PheWAS R package (Version 0.99.5-4), which maps ICD-9-CM and ICD-10-CM codes to PheWAS codes (PheCodes), resulting in up to 1,817 distinct codes. Further details on this methodology are described elsewhere [60]. For our analysis, the PheCodes for cancer include: 145, 145.1, 145.2, 145.3, 145.4, 145.5, 149, 149.1, 149.2, 149.3, 149.4, 149.5, 149.9, 150, 151, 153, 153.2, 153.3, 155, 155.1, 157, 158, 159, 159.2, 159.3, 159.4, 164, 165, 165.1, 170, 170.1, 170.2, 172.1, 172.11, 174, 174.1, 174.11, 174.2, 174.3, 175, 180, 180.1, 180.3, 182, 184, 184.1, 184.11, 184.2, 185, 187, 187.1, 187.2, 187.8, 189, 189.1, 189.11, 189.12, 189.2, 189.21, 189.4, 190, 191, 191.1, 191.11, 193, 194, 195, 195.1, 195.3, 196, 197, 198, 198.1, 198.2, 198.3, 198.4, 198.5, 198.6, 198.7, 199, 199.4, 200, 200.1, 201, 202, 202.2, 202.21, 202.22, 202.23, 202.24, 204, 204.1, 204.11, 204.12, 204.2, 204.21, 204.22, 204.3, 204.4, 209, and 860.

In addition, other diseases are represented by specific PheCodes: diabetes (250), coronary heart disease (CHD) (411.4), triglycerides (272.12, 272.13), vitamin D deficiency (261.4), depression (296.2), and anxiety (300).

S11 Results for Age Adjusted Analysis

MGI-Anesthesiology: Subpart (C) of Figure S2 shows the performances of all the methods when implemented using data from MGI-Anesthesiology. Utilizing unweighted logistic regression, the age-adjusted estimate obtained was 0.07

with a 95% confidence interval (CI) of [0.04, 0.11], which is in the entirely opposite direction from the SEER registry reference range for marginal estimates, illustrated by the grey band in the accompanying figure. Upon incorporating cancer in the selection model, the estimates derived from the four IPW methods — PL, SR, PS, and CL are -0.08 (95% CI [-0.13, -0.04]), -0.13 (95% CI [-0.20, -0.06]), -0.08 (95% CI [-0.13, -0.04]), and -0.05 (95% CI [-0.09, -0.01]) respectively. These adjustments for selection bias position all of the 95% CIs from these IPW methods towards the direction of association indicated by SEER reference range. Conversely, when cancer is not included in the selection model, the estimates for all methods exhibit bias in the contrary direction underscoring the importance of considering cancer in the selection modeling. For the AIPW method, estimates yielded -0.09 (95% CI [-0.16, -0.09]), -0.07 (95% CI [-0.18, -0.11]) when the selection model included cancer and the auxiliary model did and did not include cancer, respectively. When the selection model excluded cancer with the auxiliary including it, the result was -0.05 (95% CI [-0.09, -0.01]).

MIPACT: Subpart (D) of Figure S2 shows the performances of all the methods when implemented using data from MIPACT. The estimated association between cancer and biological sex using the unweighted logistic regression method is considerably biased, with an estimate of 0.38 and a 95% confidence interval (CI) of [0.26, 0.51]. The IPW and AIPW methods were able to reduce the bias to some extent, particularly when cancer was included in the selection model or in the auxiliary score model (for AIPW).

MEND: Subpart (E) of Figure S2 shows the performance of all methods using data from MEND. The estimated age-adjusted association between cancer and biological sex from the unweighted logistic regression method exhibited bias, with an estimate of 0.21 and a 95% confidence interval (CI) of [0.05, 0.36]. The IPW and AIPW methods were able to reduce the bias to some extent, particularly when cancer was excluded from the selection model.

MHB: Subpart (F) of Figure S2 provides a comparative analysis of different methods when applied to the MHB data. The unweighted logistic regression method results in a highly biased estimate of the age-adjusted association between cancer and biological sex, with an estimated effect size of 0.72 and a 95% confidence interval of [0.44, 0.99]. This large bias may stem in part from the unique aspect of the MHB cohort, wherein biological sex is a variable that influences selection. IPW methods and JAIPW, when accounting for cancer, demonstrate some capacity to diminish the observed bias. Nonetheless, the estimates across all these methods are characterized by high variance. This is likely due to the modest sample size of the MHB cohort, which can lead to wider confidence intervals and less precise estimates.

Combined Data: Subpart (A) of Figure S2 shows the performances of all the methods when the cohorts are combined together. Using unweighted logistic regression, the estimate for the age adjusted association between cancer and biological sex was 0.10 [0.07, 0.13], which is in the entirely opposite direction from the SEER registry reference range for marginal estimates. Upon incorporating cancer in the selection model, the estimates derived from the four IPW methods—JPL, JSR, JPS, and JCL—are -0.03 (95% CI [-0.08, 0.03]), -0.04 (95% CI [-0.11, 0.02]), -0.08 (95% CI [-0.11, -0.04]), and 0.00 (95% CI [-0.04, 0.04]) respectively. For the JAIPW analysis, including cancer in either the selection model or the auxiliary model resulted in estimates of -0.09 (95% CI [-0.13, -0.06]), -0.09 (95% CI [-0.13, -0.06]), and -0.02 (95% CI [-0.06, 0.02]). All these methods corrected the direction of the cancer-biological sex association estimate.

Meta Combined: Subpart (B) of Figure S2 shows the performance of all meta-analyzed methods using data from the entire MGI. The unweighted logistic regression estimate for the age-adjusted association between cancer and biological sex was 0.10 [0.07, 0.13], which is in the entirely opposite direction from the SEER registry reference range for marginal estimates. Upon incorporating cancer in the selection model, the estimates derived from the four IPW methods—JPL, JSR, JPS, and JCL—were -0.06 (95% CI [-0.10, -0.01]), -0.09 (95% CI [-0.16, -0.02]), -0.08 (95% CI [-0.13, -0.03]), and -0.03 (95% CI [-0.07, 0.01]), respectively. For the JAIPW analysis, including cancer in either the selection model or the auxiliary model resulted in estimates of -0.06 (95% CI [-0.09, -0.03]), -0.04 (95% CI [-0.07, -0.01]), and -0.01 (95% CI [-0.05, 0.03]). All these methods corrected the direction of the cancer-biological sex association estimate.

S12 Supplementary Tables

Method	Selection Model 1	Selection Model 2	Selection Model 3	Score Model	Bias (times 100) (θ_1)	Bias (times 100) (θ_2)	Bias (times 100) (θ_3)	RMSE (θ_1)	RMSE (θ_2)	RMSE (θ_3)
Unweighted	-	-	-	-	-5.28 (15.09%)	-19.53 (43.40%)	-5.74 (22.96%)	1	1	1
Meta SR	Correct	Correct	Correct	-	1.08 (3.10%)	1.64 (3.64%)	2.17 (8.66%)	0.22	0.03	0.38
	Correct	Correct	Incorrect	-	0.80 (2.28%)	-2.17 (4.82%)	1.94 (7.77%)	0.19	0.04	0.32
	Incorrect	Incorrect	Correct	-	5.61 (16.03%)	4.71 (10.45%)	8.25 (33.00%)	1.13	0.06	2.04
	Incorrect	Incorrect	Incorrect	-	8.62 (24.63%)	7.31 (16.23%)	13.60 (54.38%)	2.48	0.15	5.23
Meta PL	Correct	Correct	Correct	-	0.48 (1.36%)	-1.19 (2.64%)	0.79 (3.16%)	1.81	0.30	1.74
	Correct	Correct	Incorrect	-	-0.46 (1.32%)	-10.52 (23.37%)	-1.26 (5.03%)	1.15	0.52	1.05
	Incorrect	Incorrect	Correct	-	5.79 (16.53%)	-1.18 (2.63%)	6.28 (25.07%)	1.31	0.02	1.36
	Incorrect	Incorrect	Incorrect	-	6.43 (18.38%)	0.49 (1.09%)	11.54 (46.17%)	1.53	0.02	3.87
Meta PS Actual	-	-	-	-	0.19 (0.53%)	-2.88 (6.40%)	4.82 (19.29%)	0.13	0.03	0.74
MetaPS Approx	-	-	-	-	2.72 (0.42%)	-1.68 (3.73%)	15.51 (62.04%)	0.35	0.02	6.76
Meta CL	Incorrect	Incorrect	Incorrect	-	8.25 (23.57%)	5.82 (12.94%)	12.76 (51.04%)	2.28	0.10	4.60

Table S1: Bias and RMSE Comparison between the meta unweighted and the four meta IPW methods under simulation setup 2. Unweighted : Unweighted Logistic Regression, SR : Simplex Regression, PL : Pseudolikelihood, PS : Post Stratification, CL : Calibration

Method	Selection Model 1	Selection Model 2	Selection Model 3	Score Model	Sd Bias (θ_1)	Sd Bias (θ_2)	Sd Bias (θ_3)	CP (θ_1)	CP (θ_2)	CP (θ_3)
JSR	Correct	Correct	Correct	-	15.13%	10.27%	9.22%	0.93	0.91	0.93
	Incorrect	Incorrect	Incorrect	-	0.75%	4.45%	4.54%	0.05	0.05	0.00
JPL	Correct	Correct	Correct	-	20.24%	13.64%	18.36%	0.96	0.93	0.96
	Incorrect	Incorrect	Incorrect	-	5.90%	0.67%	3.79%	0.02	0.04	0.00
PS Actual	-	-	-	-	9.87%	3.57%	4.09%	0.85	0.93	0.25
JCL	Incorrect	Incorrect	Incorrect	-	2.71%	6.36%	0.75%	0.13	0.01	0.00
JAIPW	Correct	Correct	Correct	Correct	4.86%	14.57%	2.43%	0.97	0.91	0.96
	Correct	Correct	Correct	Incorrect	25.08%	22.32%	3.03%	0.93	0.94	0.95
	Incorrect	Incorrect	Incorrect	Correct	19.46%	15.15%	1.51%	0.96	0.92	0.94
	Incorrect	Incorrect	Incorrect	Incorrect	47.27%	34.14%	36.18%	0.02	0.20	0.02

Table S2: Relative standard error bias and coverage probability comparison between the four joint IPW methods and JAIPW under simulation setup 2. JSR : Joint Simplex Regression, JPL : Joint Pseudolikelihood, JPS : Joint Post Stratification, JCL : Joint Calibration and JAIPW : Joint Augmented Inverse Probability Weighted

Method	Selection Model 1	Selection Model 2	Selection Model 3	Score Model	Bias (times 100) (θ_1)	Bias (times 100) (θ_2)	Bias (times 100) (θ_3)	RMSE (θ_1)	RMSE (θ_2)	RMSE (θ_3)
Unweighted	-	-	-	-	-8.47 (24.21%)	-18.54 (41.20%)	-13.43 (53.71%)	1	1	1
Unweighted DHF	-	-	-	-	-10.03 (28.66%)	-33.56 (74.57%)	-3.91 (15.65%)	1.41	3.18	0.13
JSR	Correct	Correct	Correct	-	-0.31 (0.88%)	-0.66 (1.47%)	-1.11 (4.47%)	0.04	0.01	0.02
	Correct	Correct	Incorrect	-	0.04 (0.11%)	-1.72 (3.83%)	-0.68 (2.76%)	0.04	0.02	0.02
	Correct	Incorrect	Incorrect	-	-1.34 (3.84%)	-7.39 (16.43%)	-1.71 (6.86%)	0.06	0.17	0.03
	Incorrect	Incorrect	Incorrect	-	-7.15 (20.42%)	-16.30 (36.22%)	-12.36 (49.43%)	0.71	0.78	0.86
JPL	Correct	Correct	Correct	-	0.29 (0.85%)	-0.14 (0.32%)	0.10 (0.42%)	0.04	0.01	0.02
	Correct	Correct	Incorrect	-	0.62 (1.77%)	-1.15 (2.55%)	0.51 (2.04%)	0.04	0.01	0.02
	Correct	Incorrect	Incorrect	-	-0.84 (2.39%)	-6.86 (15.23%)	-0.39 (1.54%)	0.05	0.15	0.02
	Incorrect	Incorrect	Incorrect	-	-7.29 (20.82%)	-16.61 (36.92%)	-12.15 (48.6%)	0.77	0.81	0.83
JPS Actual	-	-	-	-	-2.60 (7.42%)	-1.94 (4.32%)	-1.36 (5.45%)	0.12	0.02	0.02
JPS Approx	-	-	-	-	-4.11 (11.75%)	-9.03 (20.10%)	4.87 (19.50%)	0.24	0.25	0.14
JCL	Correct	Correct	Correct	-	-0.11 (0.30%)	0.34 (0.76%)	-0.23 (0.91%)	0.04	0.01	0.02
	Correct	Correct	Correct	Correct	-0.69 (1.94%)	-2.86 (6.36%)	-2.04 (8.15%)	0.16	0.15	0.15
JAIPW	Correct	Correct	Correct	Incorrect	-0.43 (1.23%)	-1.83 (4.07%)	-1.06 (4.23%)	0.06	0.03	0.04
	Correct	Correct	Correct	Correct	-1.44 (4.11%)	-3.08 (6.83%)	-2.41 (9.62%)	0.39	0.20	0.20
	Correct	Correct	Incorrect	Correct	-0.52 (1.50%)	-3.93 (8.73%)	-1.30 (5.19%)	0.22	0.12	0.08
	Correct	Incorrect	Incorrect	Correct	-1.45 (4.14%)	-2.39 (5.31%)	-2.60 (10.40%)	0.23	0.15	0.16
	Correct	Incorrect	Incorrect	Incorrect	-2.06 (5.87%)	-7.98 (17.73%)	-1.99 (7.98%)	0.11	0.20	0.05
	Incorrect	Incorrect	Incorrect	Correct	-1.72 (4.91%)	-3.59 (7.97%)	-3.12 (12.46%)	0.51	0.34	0.48
	Incorrect	Incorrect	Incorrect	Incorrect	-8.00 (22.86%)	-16.89 (37.54%)	-12.11 (48.44%)	0.92	0.84	0.83
	Incorrect	Incorrect	Incorrect	Incorrect	-	-	-	-	-	-

Table S3: Bias and RMSE Comparison between the unweighted, four joint IPW methods and JAIPW under simulation setup 1. Unweighted : Unweighted Logistic Regression, JSR : Joint Simplex Regression, JPL : Joint Pseudolikelihood, JPS : Joint Post Stratification, JCL : Joint Calibration and JAIPW : Joint Augmented Inverse Probability Weighted

Method	Selection Model 1	Selection Model 2	Selection Model 3	Score Model	Bias (times 100) (θ_1)	Bias (times 100) (θ_2)	Bias (times 100) (θ_3)	RMSE (θ_1)	RMSE (θ_2)	RMSE (θ_3)
Unweighted	-	-	-	-	-8.39 (23.97%)	-18.73 (41.64%)	-11.59 (46.35%)	1	1	1
Meta SR	Correct	Correct	Correct	-	-0.36 (1.03%)	0.32 (0.70%)	-1.02 (4.06%)	0.05	0.01	0.04
	Correct	Correct	Incorrect	-	-0.25 (0.73%)	0.13 (0.29%)	-0.85 (3.39%)	0.05	0.01	0.04
	Incorrect	Incorrect	Correct	-	-2.41 (6.89%)	-2.20 (4.88%)	-5.61 (22.46%)	0.13	0.02	0.27
	Incorrect	Incorrect	Incorrect	-	-6.25 (17.85%)	-15.73 (34.97%)	-5.44 (21.76%)	0.55	0.74	0.20
Meta PL	Correct	Correct	Correct	-	0.18 (0.51%)	0.45 (0.99%)	0.23 (0.91%)	0.08	0.01	0.04
	Correct	Correct	Incorrect	-	0.35 (1.01%)	0.25 (0.55%)	0.43 (1.73%)	0.08	0.01	0.04
	Incorrect	Incorrect	Correct	-	-4.45 (12.73%)	-2.85 (6.33%)	-6.26 (25.04%)	0.37	0.03	0.34
	Incorrect	Incorrect	Incorrect	-	-6.41 (18.30%)	-14.69 (32.64%)	-5.05 (20.21%)	0.63	0.63	0.24
Meta PS Actual	-	-	-	-	-3.53 (10.08%)	-5.06 (11.24%)	4.35 (17.40%)	0.21	0.08	0.16
Meta PS Approx	-	-	-	-	-4.09 (11.71%)	-2.36 (5.24%)	3.83 (15.35%)	0.27	0.03	0.13
Meta CL	Correct	Correct	Correct	-	0.50 (1.44%)	0.06 (0.13%)	-0.22 (0.86%)	0.05	0.01	0.02

Table S4: Bias and RMSE Comparison between the meta unweighted and the four meta IPW methods under simulation setup 1. Unweighted : Unweighted Logistic Regression, SR : Simplex Regression, PL : Pseudolikelihood, PS : Post Stratification, CL : Calibration

Method	Selection Model 1	Selection Model 2	Selection Model 3	Score Model	Sd Bias (θ_1)	Sd Bias (θ_2)	Sd Bias (θ_3)	CP (θ_1)	CP (θ_2)	CP (θ_3)
JSR	Correct	Correct	Correct	-	3.03%	9.67%	1.45%	0.95	0.92	0.91
	Incorrect	Incorrect	Incorrect	-	0.27%	11.93%	3.33%	0.08	0.00	0.00
JPL	Correct	Correct	Correct	-	3.49%	8.86%	1.13%	0.95	0.96	0.94
	Incorrect	Incorrect	Incorrect	-	0.29%	12.82%	4.64%	0.07	0.00	0.00
PS Actual	-	-	-	-	4.74%	4.58%	3.66%	0.71	0.78	0.84
JCL	Correct	Correct	Correct	-	2.23%	9.21%	0.43%	0.98	0.93	0.98
JAIPW	Correct	Correct	Correct	Correct	18.12%	15.00%	12.75%	0.93	0.90	0.91
	Correct	Correct	Correct	Incorrect	12.71%	9.32%	10.4%	0.90	0.84	0.85
	Incorrect	Incorrect	Incorrect	Correct	15.65%	8.85%	10.98%	0.92	0.90	0.93
	Incorrect	Incorrect	Incorrect	Incorrect	41.73%	42.16%	23.72%	0.00	0.00	0.00

Table S5: Relative standard error bias and coverage probability comparison between the four joint IPW methods and JAIPW under simulation setup 1. JSR : Joint Simplex Regression, JPL : Joint Pseudolikelihood, JPS : Joint Post Stratification, JCL : Joint Calibration and JAIPW : Joint Augmented Inverse Probability Weighted

S13 Supplementary Figures

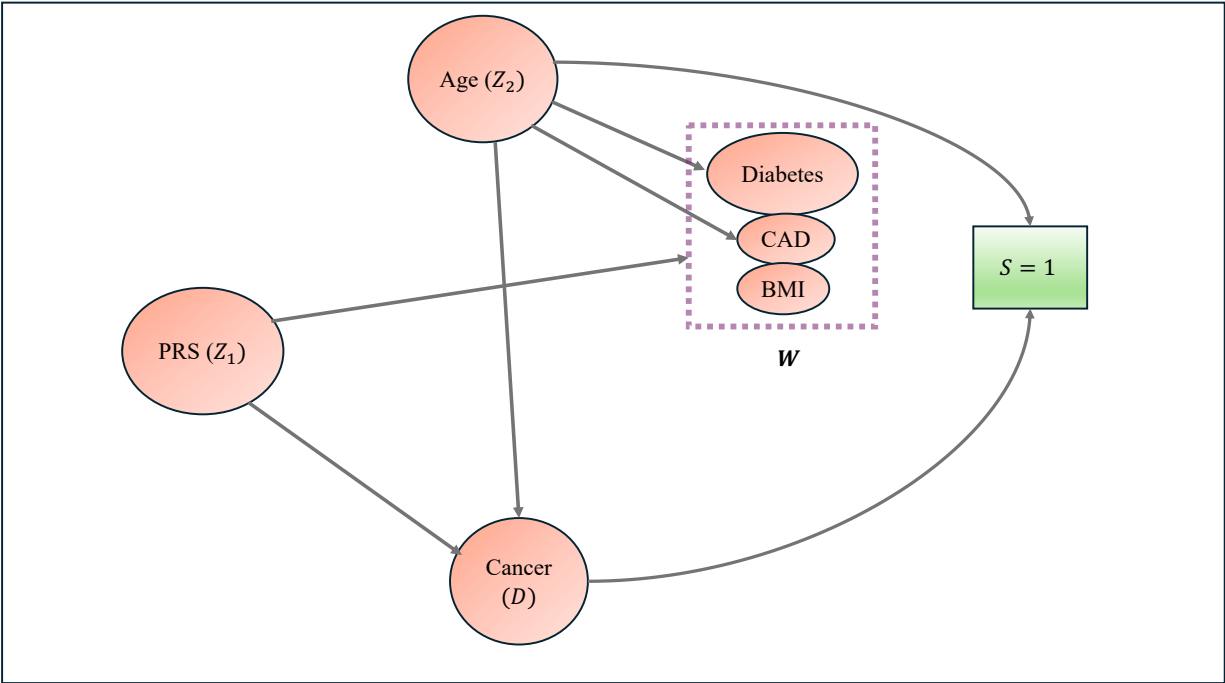


Figure S1: Directed Acyclic Graph Relationships between the disease and selection model variables in analysis of age-adjusted (Z_2) association between cancer (D) and Polygenic Risk Score (PRS)(Z_1) for overall cancer. in the Michigan Genomics Initiative. CAD and BMI stand for Coronary Artery Disease and Body Mass Index respectively.

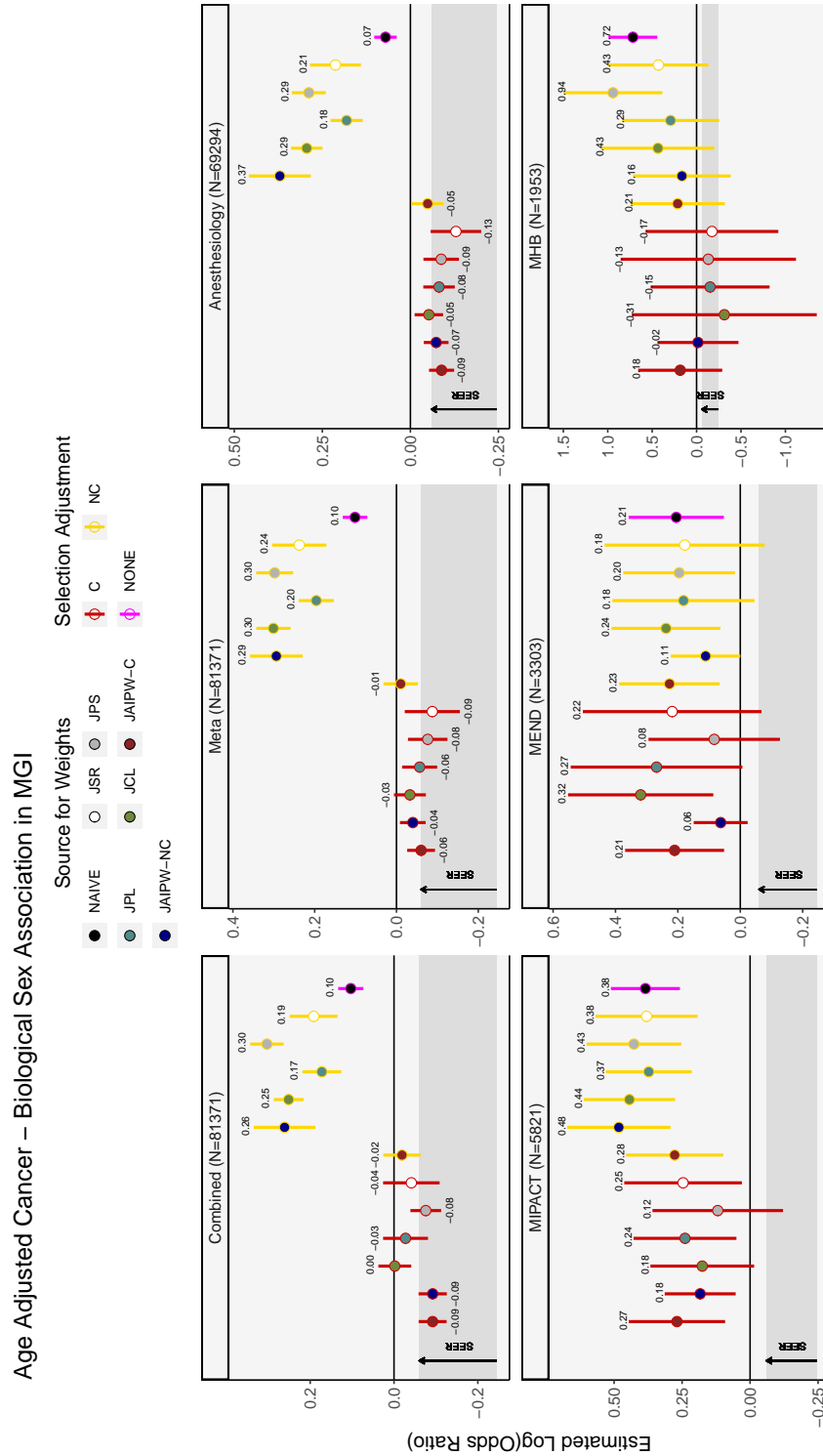


Figure S2: Estimates of the age-adjusted association between cancer and biological sex along with 95% C.I in using JAIPW, the four joint IPW methods and the unweighted logistic regression with and without including cancer as a selection variable. The grey band represents the true SEER estimates. The red bar corresponds to the unweighted logistic method. The yellow and pink bars correspond to the estimates of the JAIPW method and the four IPW methods without and with including cancer in the selection model respectively.

Cancer – LASSOSUM Cancer PRS Association

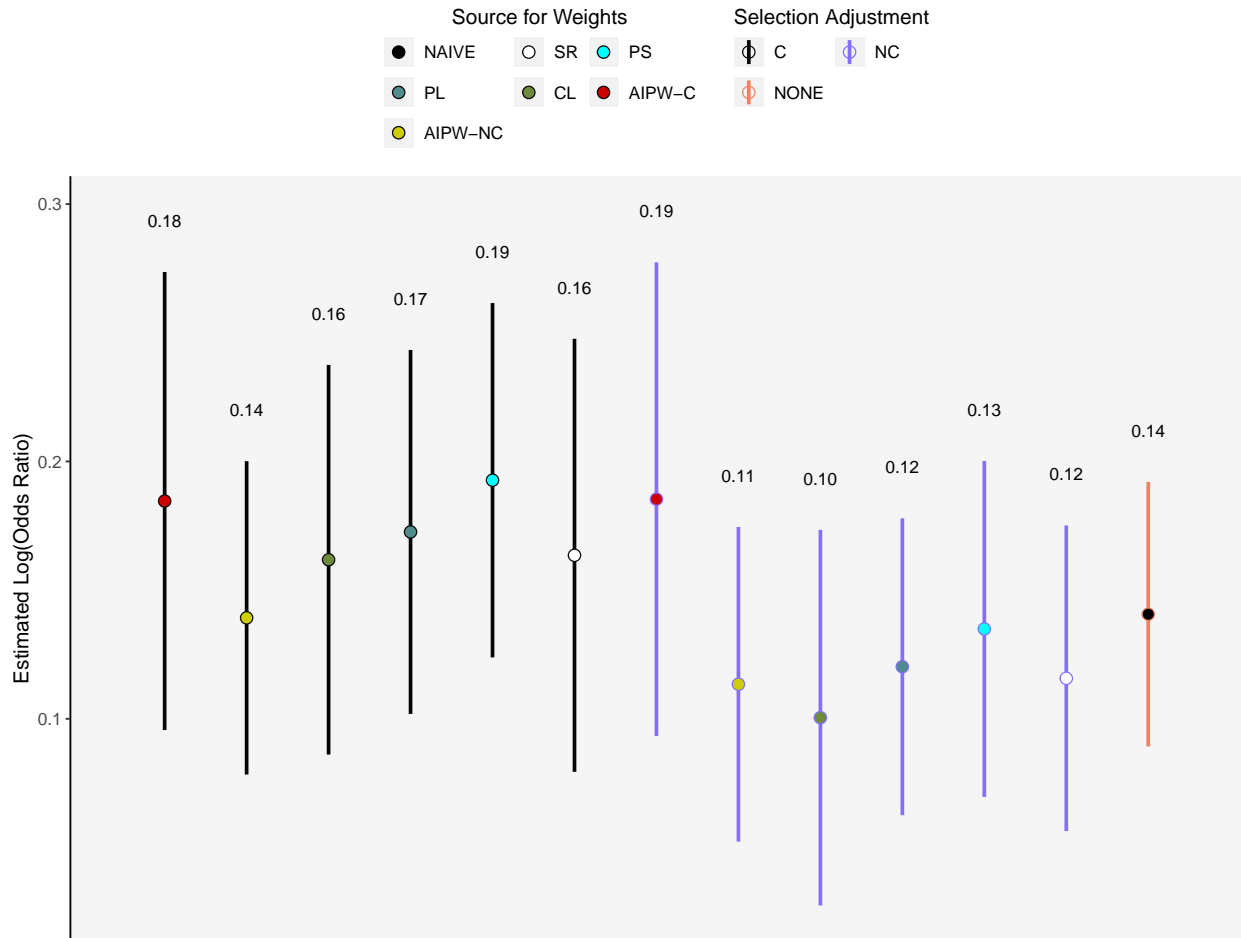


Figure S3: Estimates of the age-adjusted log odds ratio of cancer with one unit change in Interquartile Range (IQR) of Polygenic Risk Score (PRS) for overall cancer along with 95% C.I in using JAIPW, the four JIPW methods and the unweighted logistic regression with and without including cancer as a selection variable. The black and violet bars correspond to the estimates of the JAIPW method and the four JIPW methods without and with including cancer in the selection model respectively.