

Does Self-Attention Need Separate Weights in Transformers?

Md Kowsher¹, Nusrat Jahan Prottasha¹, Chun-Nam Yu²

¹University of Central Florida, FL, USA

²Nokia Bell Labs, USA

Abstract

The success of self-attention lies in its ability to capture long-range dependencies and enhance context understanding, but it is limited by its computational complexity and challenges in handling sequential data with inherent directionality. This work introduces a shared weight self-attention-based BERT model that only learns one weight matrix for (Key, Value, and Query) representations instead of three individual matrices for each of them. Our shared weight attention reduces the training parameter size by more than half and training time by around one-tenth. Furthermore, we demonstrate higher prediction accuracy on small tasks of GLUE over the BERT baseline and in particular a generalization power on noisy and out-of-domain data. Experimental results indicate that our shared self-attention method achieves a parameter size reduction of 66.53% in the attention block. In the GLUE dataset, the shared weight self-attention-based BERT model demonstrates accuracy improvements of 0.38%, 5.81%, and 1.06% over the standard, symmetric, and pairwise attention-based BERT models, respectively. The model and source code are available at Anonymous.

1 Introduction

Natural language processing (NLP) has seen remarkable progress with the advent of transformer-based architectures (Gillioz et al., 2020; Kowsher et al., 2022). These models have revolutionized tasks such as machine translation (Lopez, 2008), language modeling (Jozefowicz et al., 2016), and question answering (Allam and Haggag, 2012; Kowsher et al., 2024), achieving better accuracy and performance. Central to the success of these models is the self-attention mechanism (Vaswani et al., 2017; Shaw et al., 2018), which allows them to weigh the importance of different words in a sentence dynamically.

Self-Attention’s main challenges include computational inefficiency with quadratic complexity, difficulty in handling long-term dependencies effectively, and the lack of inherent directionality in capturing sequential relationships. While the attention mechanism itself has been extensively investigated (Bielik and Vechev, 2020; Choromanski et al., 2020; Zhuang et al., 2023; Phan et al., 2021), and improvements in computational complexity have been proposed (Kitaev et al., 2020; Zhu et al., 2020; Xiao et al., 2022), the primary method retains the same architecture in using separate trainable weight matrices to compute Keys, Queries, and Values, which leads to a high parameter count and significant complexity for computing attention. We would like to ask: “Do we need the three weight matrix representations of (Key, Query, Value) for learning self-attention scores?”

To address this question, we revisit the concept of self-attention and propose a novel shared weight self-attention mechanism that employs a single weight matrix for all three representations to reduce the parameter size and the time and memory complexity. Our shared weight matrix enables the model to efficiently capture the essential features needed for understanding semantics without the overhead of managing multiple matrices. The shared matrix is a regularization to capture the common weights learned from each representation. This simplification reduces the model’s computational footprint, retains the ability to focus on relevant parts of the input data effectively, and enhances prediction generalization for noisy input and out-of-domain test data.

In this work, we explore alternative compatibility functions within the self-attention mechanism of Transformer-based encoder models, particularly BERT (Devlin et al., 2018). By utilizing a shared representation for (Key, Query, Value), our approach achieves substantial improvements in efficiency while maintaining the model’s performance

without any compromise on accuracy.

Our contributions can be summarized as follows:

- We introduce a new shared self-attention mechanism that employs a single weight matrix, W_s for (Key, Query, Value).
- Shared weight shows a 66.53% reduction in self-attention block parameters and 12.94% reduction in total BERT model parameters while maintaining performance across various downstream tasks.

2 Shared Self-Attention

2.1 Preliminaries

Consider an input matrix $X \in \mathbb{R}^{n \times d}$, where n is the sequence length and d is the dimensionality of the input space. The self-attention mechanism traditionally maps this input into three distinct representations: keys K , queries Q , and values V , using separate linear transformations with weight matrices W_k , W_q , and W_v respectively. We propose a unified representation using a single matrix W_s from which these mappings are derived, leading to a reduction in the number of parameters and accelerating the self-attention layer.

2.2 Self-Attention

In traditional self-attention, distinct linear transformations are employed to generate keys K , queries Q , and values V from the input X . This process can be mathematically expressed as:

$$K = XW_k, \quad Q = XW_q, \quad V = XW_v,$$

where $W_k, W_q, W_v \in \mathbb{R}^{d \times d}$ are learnable weight matrices corresponding to keys, queries, and values respectively. These matrices allow the model to adaptively focus on different parts of the input by calculating attention weights through the softmax-normalized dot product of queries and keys:

$$\text{Attention}(Q, K, V) = \text{softmax} \left(\frac{QK^T}{\sqrt{d}} \right) V, \quad (1)$$

where d is the dimension of the model, which aids in stabilizing the learning process.

2.3 Shared Weight Self-Attention

We define a shared transformation function $\mathbf{S} : \mathbb{R}^d \rightarrow \mathbb{R}^d$ parameterized by a weight matrix W_s containing learnable parameters:

$$S = \mathbf{S}(X) = XW_s, \quad W_s \in \mathbb{R}^{d \times d}$$

This function \mathbf{S} is designed to capture the core semantic features of the input in a single compact representation S .

To derive the keys, queries, and values vectors from the unified representation S , we introduce three separate diagonal transformation matrices D_k, D_q, D_v , each in $\mathbb{R}^{d \times d}$. These diagonal matrices act as element-wise scaling factors that adapt the shared representation S for specific roles in the attention mechanism:

$$Q = SD_q = XW_sD_q$$

$$K = SD_k = XW_sD_k$$

$$V = SD_v = XW_sD_v$$

This can be interpreted as having a special factorization of the weight matrices W_q, W_k, W_v used in standard attention as $W_q = W_sD_q$, $W_k = W_sD_k$, and $W_v = W_sD_v$, where W_s is shared and the diagonal D_q, D_k, D_v reduce the parameter count and allow for efficient and differentiated modulation of the base representation S . Now, we can calculate the attention score by following Equation 1.

2.4 Experiments

To evaluate the shared weight self-attention, we first pre-train the BERT model using shared weight self-attention. Subsequently, we assess the pre-trained BERT model across a range of NLP tasks, including the General Language Understanding Evaluation (GLUE) Benchmark (Wang et al., 2018) and question-answering datasets such as SQuAD v1.1 (Rajpurkar et al., 2016) and SQuAD v1.2 (Rajpurkar et al., 2018). For our baseline comparison, we use the standard self-attention-based BERT model (Devlin et al., 2018), as well as the symmetric and pairwise-based self-attention in BERT models from Courtois et al. (2024).

2.5 Pre-training Shared Attention Based BERT

Dataset: To pre-train the shared weight attention-based BERT model, we utilized the same corpora as the standard BERT-base-uncased model, specifically the BooksCorpus (800M words) (Zhu et al., 2015) and English Wikipedia (2,500M words), resulting in a total of approximately 3.2 billion tokens.

Pre-training Setup: We adopt the configuration settings of the standard BERT model (Devlin et al., 2018), which includes 12 layers, 768 hidden dimensions, and 12 attention heads. The maximum

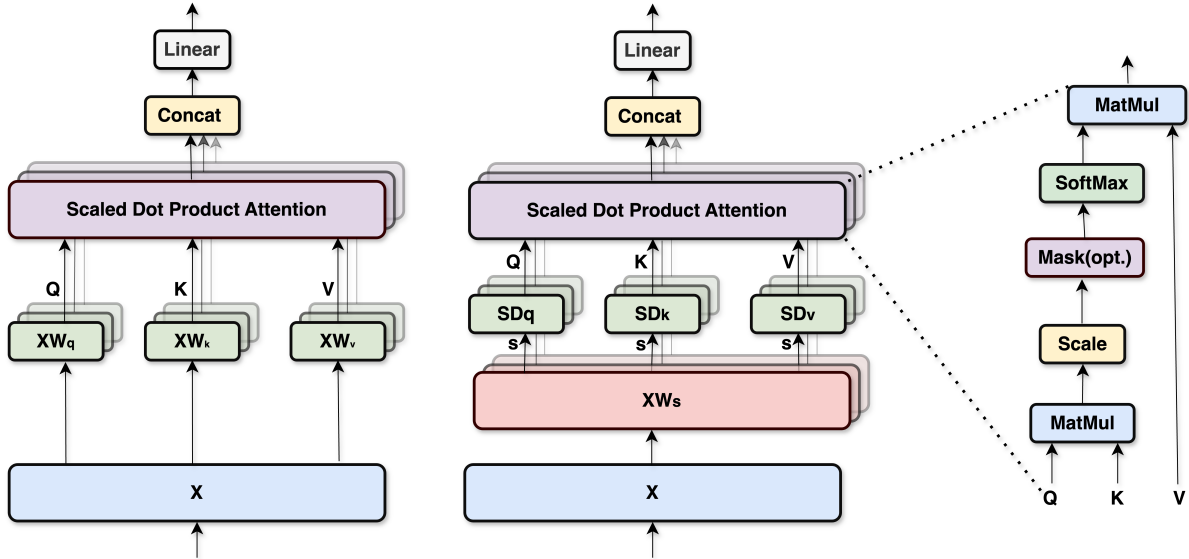


Figure 1: Comparison of traditional self-attention (left) and shared weight self-attention (right).

sequence length is set at 512 tokens. Regarding hyperparameters, we maintained the hidden dropout and attention dropout rates at 0.1. The pre-training is conducted over 20 epochs.

We employ four H100 GPUs for computational resources, configuring each with a batch size of 132. The Adam optimizer (Kingma and Ba, 2014) was used, incorporating weight decay with $\beta_1 = 0.9$ and $\beta_2 = 0.999$. Masked language modeling is performed using a mask ratio of 0.15.

Pre-training Results Figure 2 presents the training and validation loss curves during the pre-training of our shared self-attention based BERT model. Initially, the training and validation losses were high, starting at approximately 7.0. This initial high loss is typical of models learning to adjust weights from random initialization. As training progresses, the loss demonstrates a steady decline. After approximately 200,000 steps, both the training and validation losses are significantly reduced, stabilizing at around 1.9.

2.6 GLUE Benchmark

We evaluate our model on the GLUE Benchmarks (Wang et al., 2019) (Dataset description and hyperparameters in the Appendix A.2 and A.4).

Table 1 provides a comparison of the performance of various models, including standard, symmetric, pairwise, and shared, in the GLUE benchmark tasks. We observe that the shared model consistently demonstrates superior or competitive performance compared to the other models across mul-

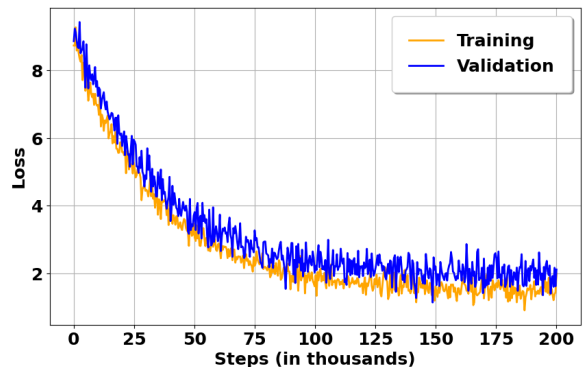


Figure 2: Pretraining loss curves for the shared weight self-attention mechanism. The plot shows the loss for both training and validation sets over 200,000 steps.

iple tasks. Specifically, the shared model achieves approximately 0.87% higher accuracy than the standard self-attention model for MRPC, about 18.69% better performance than the symmetric self-attention model for CoLA, and approximately 1.9% improvement over the pairwise self-attention model for the STS-B data set. Overall, the shared weight self-attention model exhibits improvements of 0.38%, 5.81%, and 1.06% over the standard, symmetric, and pairwise models, respectively, in terms of accuracy.

2.7 Question Answering

Datasets: We utilize the SQuAD v1.1 (Rajpurkar et al., 2016) and SQuAD v2.0 (Rajpurkar et al., 2018) datasets to evaluate the performance of our

Model	MRPC	CoLA	MNLI (m/mm)	QQP	RTE	STSB	QNLI	SST-2	Average
Standard	87.27	52.64	81.66/82.07	88.86	59.42	88.19	88.76	90.92	79.71
Symmetric	78.36	49.22	78.66/79.05	87.70	53.43	84.47	86.90	89.56	74.28
Pairwise	87.83	51.91	81.60/82.02	88.89	60.58	86.88	88.78	90.78	79.03
Shared Weight	88.14	53.91	80.94/81.82	88.24	60.60	88.78	89.02	91.14	80.09

Table 1: Performance comparison of different models across various GLUE benchmark tasks. The bold values indicate the best performance for each task. The evaluation metrics are accuracy for MRPC, MNLI, QQP, RTE, QNLI, and SST-2; Matthews correlation for CoLA; and Pearson/Spearman correlation for STS-B.

Model	Dataset		SQuAD v1.1		SQuAD v1.2		Average	
	EM	F1	EM	F1	EM	F1	EM	F1
Standard (single)	82.18	90.01	79.35	83.65	80.76	86.83		
Standard (single + TriviaQA)	83.46	92.43	81.06	86.79	82.26	89.61		
Shared Weight (single)	83.53	92.32	79.87	83.59	81.70	87.95		
Shared Weight (single + TriviaQA)	83.94	92.97	81.16	86.78	83.05	89.87		

Table 2: Comparison of EM and F1 scores on SQuAD v1.1 and v1.2

shared weight attention in the BERT model in answering questions. (Dataset description and hyperparameters in the Appendix A.2 and A.4)

Table 2 shows the performance comparisons on the question-answering datasets. For the SQuAD v1.1 dataset, employing shared weight self-attention results in improvements of 1.35% in EM and 2.31% in F1 score compared to the standard self-attention. Furthermore, when fine-tuning on the TriviaQA dataset (Joshi et al., 2017), we observe noticeable increases of 0.48% in EM and 0.54% in F1 score. For the SQuAD v1.2 dataset, the use of shared self-attention yields a 0.52% increase in EM over standard self-attention. Additionally, fine-tuning with the TriviaQA dataset results in a significant improvement of 0.1% in EM.

3 Ablation Study

Parameter Analysis: This study explores the efficiency of using shared weights in the self-attention mechanism. By implementing a shared transformation, $S(X)$, along with separate diagonal matrices D_q , D_k , and D_v for queries, keys, and values, the model requires fewer parameters, totaling $(d^2 + 3d)$. This setup results in a 66.53% reduction in parameters compared to the traditional $(3d^2)$ needed by the standard self-attention in BERT, as highlighted in Table 3. Integrating this approach into the overall BERT_{base} model reduces the total number of parameters by 12.94%, detailed in Table 4. This significant decrease in parameters enhances the model’s computational efficiency without greatly affecting performance.

Robustness Analysis: We test the robustness of our shared weight self-attention mechanism against

traditional self-attention using the GLUE benchmark datasets (MNLI, QQP, SST-2). To simulate noise, we compute the average L_2 norm of the input embeddings and introduce spherical Gaussian noise with a standard deviation of 1, which corresponds to approximately 0% to 40% of the input embedding norm. The performance is summarized in Table 5. The results show that the shared weight self-attention model maintains higher accuracy under noisy conditions. For instance, on the MNLI dataset, while the accuracy of the standard model drops from 81.66% to 68.24% with increasing noise, the shared model decreases less sharply, from 80.94% to 75.19%. This pattern of greater resilience is consistent across other datasets like QQP and SST-2.

Training Time: We assess the efficiency of shared weight self-attention compared to traditional self-attention mechanisms across six NLP tasks: CoLA, MNLI, MRPC, QNLI, RTE, and QQP in Figure 3. Our findings indicate substantial improvements in processing times for each task. For instance, in the CoLA task, shared weight self-attention reduced processing time by 30%, from 53 to 37 seconds, increasing speed by approximately 43%. Similar enhancements are seen in other tasks: MNLI’s time was reduced by 19%, MRPC by 12%, QNLI by 11%, RTE by 18%, and QQP by 13%.

Each task is executed for one epoch with a batch size of 16, highlighting the efficiency gains from shared weight self-attention. These improvements suggest the potential for significant cost savings and enhanced productivity. Tests were performed using an NVIDIA RTX A6000 GPU with 50GB of VRAM.

Function	Expression	Parameters
Standard	$\mathbf{Q}(X)\mathbf{K}(X)^T \cdot \mathbf{V}(X)$	$3d^2$
Symmetric	$\mathbf{Q}(X)\mathbf{Q}(X)^T \cdot \mathbf{V}(X)$	$2d^2$
Pairwise	$\mathbf{Q}(X)U\mathbf{Q}(X)^T \cdot \mathbf{V}(X)$	$2d^2 + \frac{d^2}{m}$
Shared Weight	$(\mathbf{S}(X)D_q)(\mathbf{S}(X)D_k)^T \cdot (\mathbf{S}(X)D_v)$	$d^2 + 3d$

Table 3: Comparison of parameter counts in different attention mechanisms. Here U is a matrix of pairwise factors, m is the number of heads in the Transformer block.

Config	Operator	Parameters
BERT _{base}	Standard	109,514,298
	Symmetric	102,427,194 (6.47%)
	Pairwise	103,017,018 (5.93%)
	Shared Weight	95,337,218 (12.94%)

Table 4: Parameter comparison for BERT configurations.

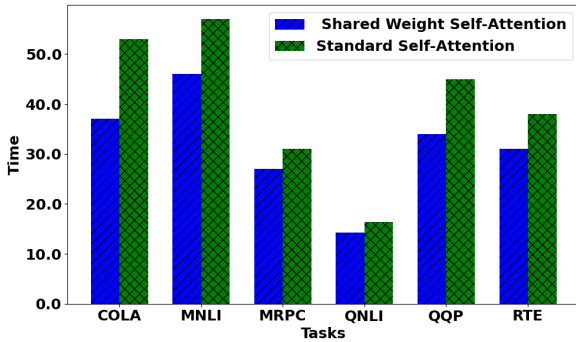


Figure 3: Training Time Comparison Between shared Weight and standard self-attention on GLUE tasks. CoLA, MRPC, and QQP are recorded in seconds, and Other tasks are presented in minutes.

Cross-Domain Performance: Table 6 illustrates the performance of NLP models under two conditions: standard and shared weight, across four different tasks—MNLI, QNLI, QQP, and MRPC. The highest performance is typically observed within the same domain (diagonal entries), demonstrating that models are most effective on the data they are trained on. The shared weight condition generally enhances cross-domain performance, indicating the utility of parameter sharing for generalization across related tasks. For instance, MNLI trained models show improved performance on QNLI and MRPC in the shared Weight scenario.

4 Related Work

The introduction of self-attention in Transformer architecture in 2017 by Vaswani et al. (2017) marked a significant turning point by enabling models to dynamically concentrate on relevant parts of input

sequences, building upon earlier work by Bahdanau et al. (2014), who applied attention mechanisms within recurrent neural networks (RNNs) for machine translation and thus improved translation accuracy.

According to Luong et al. (2015), self-attention mechanisms were enhanced to better model complex data dependencies, which contributed to the development of more advanced attention models. Subsequently, Vaswani et al. (2017) delved deeper into self-attention mechanisms, resulting in the creation of models like BERT (Devlin et al., 2018). This model utilized bidirectional training of Transformers to capture context from both directions in a sequence, leading to state-of-the-art performance across a range of NLP tasks.

Reviews conducted by Galassi et al. (2020) and Niu et al. (2021) highlighted the significant role of weighted dot-product attention in contemporary models. Guo et al. (2022) assessed the versatility of self-attention mechanisms in computer vision, demonstrating their utility beyond NLP. To enhance the efficiency of attention mechanisms, Child et al. (2019) presented the sparse Transformer, which reduces the complexity of full attention mechanisms for more efficient long-sequence processing. Beltagy et al. (2020) introduced the Longformer, which utilizes dilated sliding window attention to efficiently handle longer context sequences.

He and Hofmann (2023) presented a streamlined Transformer architecture that reduced model weight by 15% without compromising performance. In a subsequent study, Courtois et al. (2024) introduced a pairwise compatibility operator that enhanced the dot-product method with a shared linear operator and a bilinear matrix, thereby improving token interactions and BERT model performance.

Our proposed method builds upon these advancements by utilizing a single shared weight matrix, \mathbf{W}_s , for a unified representation. Keys, Queries, and Values are derived through diagonal matrix multiplication with specific vectors, resulting in

Dataset	MNLI		QQP		SST-2	
	Standard	Shared Weight	Standard	Shared Weight	Standard	Shared Weight
0%	81.66	80.94	88.86	88.24	90.92	91.14
5%	80.02	80.85	88.10	88.14	89.34	89.03
10%	79.42	80.02	85.63	87.43	91.03	90.34
15%	78.53	80.11	84.23	87.00	88.56	89.43
20%	77.42	79.82	83.98	87.16	86.34	88.18
25%	74.53	78.42	81.32	85.32	85.14	88.81
30%	72.47	77.12	80.72	85.52	83.52	84.35
35%	70.34	76.94	77.70	84.63	80.48	83.19
40%	68.24	75.19	75.24	82.54	74.35	82.52

Table 5: Performance comparison of traditional and shared weight self-attention models under various noise levels on MNLI, QQP, and SST-2 datasets.

Domain	MNLI		QNLI		QQP		MRPC	
	Standard	Shared Weight	Standard	Shared Weight	Standard	Shared Weight	Standard	Shared Weight
MNLI	81.66	80.94	72.24	74.30	49.03	50.21	60.12	69.03
QNL	77.99	78.7	86.76	89.02	72.31	51.62	53.87	50.29
QQP	59.21	58.42	52.71	54.92	88.86	88.89	62.03	67.21
MRPC	62.83	62.88	59.21	52.32	68.30	78.76	82.27	88.14

Table 6: Comparison of model performance on MNLI, QNLI, QQP, and MRPC tasks under standard and shared weight conditions, highlighting cross-task adaptability.

a 66.53% reduction in parameters within the self-attention block. Despite this significant reduction, our method maintains robust performance across BERT configurations, demonstrating the potential for more efficient yet powerful NLP models.

5 Conclusions

The shared weight self-attention mechanism presented simplifies the traditional self-attention model by using a single shared matrix with element-wise scaling for keys, queries, and values. This approach reduces parameter complexity while maintaining high performance. Extensive experiments on the GLUE benchmark datasets demonstrate that the shared weight self-attention-based Bert model performs comparably to traditional Bert models on clean data and shows superior robustness under various noise conditions. The empirical results highlight the model’s ability to capture essential features more effectively and maintain stability even with noisy inputs. This makes the shared weight self-attention mechanism particularly suitable for applications in environments with noisy or imperfect data. Additionally, the significant reduction in learnable parameters leads to more efficient models that are easier to deploy in resource-constrained settings.

References

Ali Mohamed Nabil Allam and Mohamed Hassan Haggag. 2012. The question answering systems: A sur-

vey. *International Journal of Research and Reviews in Information Sciences (IJRRIS)*, 2(3).

Dzmitry Bahdanau, Kyunghyun Cho, and Yoshua Bengio. 2014. Neural machine translation by jointly learning to align and translate. *arXiv preprint arXiv:1409.0473*.

Iz Beltagy, Matthew E Peters, and Arman Cohan. 2020. Longformer: The long-document transformer. *arXiv preprint arXiv:2004.05150*.

Pavol Bielik and Martin Vechev. 2020. Adversarial robustness for code. In *International Conference on Machine Learning*, pages 896–907. PMLR.

Rewon Child, Scott Gray, Alec Radford, and Ilya Sutskever. 2019. Generating long sequences with sparse transformers. *arXiv preprint arXiv:1904.10509*.

Krzysztof Choromanski, Valerii Likhoshesterov, David Dohan, Xingyou Song, Andreea Gane, Tamas Sarrlos, Peter Hawkins, Jared Davis, Afroz Mohiuddin, Lukasz Kaiser, et al. 2020. Rethinking attention with performers. *arXiv preprint arXiv:2009.14794*.

Martin Courtois, Malte Ostendorff, Leonhard Hennig, and Georg Rehm. 2024. Symmetric dot-product attention for efficient training of bert language models. *arXiv preprint arXiv:2406.06366*.

Jacob Devlin, Ming-Wei Chang, Kenton Lee, and Kristina Toutanova. 2018. Bert: Pre-training of deep bidirectional transformers for language understanding. *arXiv preprint arXiv:1810.04805*.

Andrea Galassi, Marco Lippi, and Paolo Torroni. 2020. Attention in natural language processing. *IEEE transactions on neural networks and learning systems*, 32(10):4291–4308.

- Anthony Gillioz, Jacky Casas, Elena Mugellini, and Omar Abou Khaled. 2020. Overview of the transformer-based models for nlp tasks. In *2020 15th Conference on computer science and information systems (FedCSIS)*, pages 179–183. IEEE.
- Meng-Hao Guo, Tian-Xing Xu, Jiang-Jiang Liu, Zheng-Ning Liu, Peng-Tao Jiang, Tai-Jiang Mu, Song-Hai Zhang, Ralph R Martin, Ming-Ming Cheng, and Shi-Min Hu. 2022. Attention mechanisms in computer vision: A survey. *Computational visual media*, 8(3):331–368.
- Bobby He and Thomas Hofmann. 2023. Simplifying transformer blocks. *arXiv preprint arXiv:2311.01906*.
- Mandar Joshi, Eunsol Choi, Daniel S Weld, and Luke Zettlemoyer. 2017. Triviaqa: A large scale distantly supervised challenge dataset for reading comprehension. *arXiv preprint arXiv:1705.03551*.
- Rafal Jozefowicz, Oriol Vinyals, Mike Schuster, Noam Shazeer, and Yonghui Wu. 2016. Exploring the limits of language modeling. *arXiv preprint arXiv:1602.02410*.
- Diederik P Kingma and Jimmy Ba. 2014. Adam: A method for stochastic optimization. *arXiv preprint arXiv:1412.6980*.
- Nikita Kitaev, Łukasz Kaiser, and Anselm Levskaya. 2020. Reformer: The efficient transformer. *arXiv preprint arXiv:2001.04451*.
- Md Kowsher, Ritesh Panditi, Nusrat Jahan Prottasha, Prakash Bhat, Anupam Kumar Bairagi, and Mohammad Shamsul Arefin. 2024. Token trails: Navigating contextual depths in conversational ai with chatllm. In *International Conference on Applications of Natural Language to Information Systems*, pages 56–67. Springer.
- Md Kowsher, Abdullah As Sami, Nusrat Jahan Prottasha, Mohammad Shamsul Arefin, Pranab Kumar Dhar, and Takeshi Koshiba. 2022. Bangla-bert: transformer-based efficient model for transfer learning and language understanding. *IEEE Access*, 10:91855–91870.
- Adam Lopez. 2008. Statistical machine translation. *ACM Computing Surveys (CSUR)*, 40(3):1–49.
- Minh-Thang Luong, Hieu Pham, and Christopher D Manning. 2015. Effective approaches to attention-based neural machine translation. *arXiv preprint arXiv:1508.04025*.
- Zhaoyang Niu, Guoqiang Zhong, and Hui Yu. 2021. A review on the attention mechanism of deep learning. *Neurocomputing*, 452:48–62.
- Long Phan, Hieu Tran, Daniel Le, Hieu Nguyen, James Anibal, Alec Peltekian, and Yanfang Ye. 2021. Co-text: Multi-task learning with code-text transformer. *arXiv preprint arXiv:2105.08645*.
- Pranav Rajpurkar, Robin Jia, and Percy Liang. 2018. Know what you don’t know: Unanswerable questions for squad. *arXiv preprint arXiv:1806.03822*.
- Pranav Rajpurkar, Jian Zhang, Konstantin Lopyrev, and Percy Liang. 2016. Squad: 100,000+ questions for machine comprehension of text. *arXiv preprint arXiv:1606.05250*.
- Peter Shaw, Jakob Uszkoreit, and Ashish Vaswani. 2018. Self-attention with relative position representations. *arXiv preprint arXiv:1803.02155*.
- Ashish Vaswani, Noam Shazeer, Niki Parmar, Jakob Uszkoreit, Llion Jones, Aidan N Gomez, Łukasz Kaiser, and Illia Polosukhin. 2017. Attention is all you need. *Advances in neural information processing systems*, 30.
- Alex Wang, Amanpreet Singh, Julian Michael, Felix Hill, Omer Levy, and Samuel R Bowman. 2018. Glue: A multi-task benchmark and analysis platform for natural language understanding. *arXiv preprint arXiv:1804.07461*.
- Alex Wang, Amanpreet Singh, Julian Michael, Felix Hill, Omer Levy, and Samuel R. Bowman. 2019. [Glue: A multi-task benchmark and analysis platform for natural language understanding](#). *Preprint*, arXiv:1804.07461.
- Shitao Xiao, Zheng Liu, Yingxia Shao, and Zhao Cao. 2022. Retromae: Pre-training retrieval-oriented language models via masked auto-encoder. *arXiv preprint arXiv:2205.12035*.
- Xizhou Zhu, Weijie Su, Lewei Lu, Bin Li, Xiaogang Wang, and Jifeng Dai. 2020. Deformable detr: Deformable transformers for end-to-end object detection. *arXiv preprint arXiv:2010.04159*.
- Yukun Zhu, Ryan Kiros, Rich Zemel, Ruslan Salakhutdinov, Raquel Urtasun, Antonio Torralba, and Sanja Fidler. 2015. Aligning books and movies: Towards story-like visual explanations by watching movies and reading books. In *The IEEE International Conference on Computer Vision (ICCV)*.
- Bohan Zhuang, Jing Liu, Zizheng Pan, Haoyu He, Yuetian Weng, and Chunhua Shen. 2023. A survey on efficient training of transformers. *arXiv preprint arXiv:2302.01107*.

A Appendix

A.1 Limitations

Our work mainly focused on studying an alternative compatibility function with the self-attention mechanism in transformer-based encoder models, particularly those evaluated using NLU. While we show good performance in this setting, our results do not necessarily translate to decoder models, pure language modeling tasks, or machine translation.

For many applications, the cross-attention mechanism is crucial for achieving high accuracy on these tasks and does not completely align with our use case, where we support shared representations through a trainable matrix. In our model, we use a single shared weight matrix \mathbf{W}_s for the unified representation, reducing the number of parameters in the self-attention block by 66. 67% compared to the baseline models. Although this reduction is significant, its impact on broader applications requires further analysis. We observed improved training efficiency for smaller BERT-like models with approximately 100 million parameters in one of our experiments. However, these findings may not generalize well to much larger models, such as those of an order of magnitude larger. Our models were benchmarked with GLUE and the newer SuperGLUE, providing better evaluation metrics for current models. One limitation of our approach is its reliance on a single softmax weight, which may not exhibit optimal behavior for more complex datasets, suggesting the need for multiple weights or alternative strategies. We also recognize the importance of decoder components in text-generation tasks, which we have yet to fully explore. Overcoming these challenges through future investigations will contribute to the generalization and scalability of our approach in diverse NLP frameworks.

A.2 Dataset Description

We evaluate our shared weight self-attention mechanism on multiple tasks from the GLUE benchmark (Wang et al., 2018). Specifically, our method is tested on the following datasets: CoLA, SST-2, MRPC, STS-B, QQP, MNLI, QNLI, and RTE. To assess the question-answering capabilities of our approach, we use the SQuAD v1.1 (Rajpurkar et al., 2016) and SQuAD v2.0 (Rajpurkar et al., 2018) datasets. These datasets consist of question-answer pairs derived from Wikipedia articles, providing a robust basis for evaluating the performance of question-answering models. The datasets used in this study are listed in Table 7.

A.3 Evaluation Metric

We employ the Matthews correlation for CoLA, Pearson and Spearman correlation for STS-B, average matched accuracy and F1 score for MNLI, and accuracy for other NLU tasks.

Dataset	# Train	# Validation	# Test
SQuAD v1.1	87.6k	10.6k	-
SQuAD v2.0	130k	11.9k	-
CoLA	8.55k	1.04k	1.06k
SST2	67.3k	872	1.82k
MRPC	3.67k	408	1.73k
STS-B	5.75k	1.5k	1.38k
QQP	364k	40.4k	391k
MNLI	393k	9.8k	9.8k
QNLI	105k	5.46k	5.46k
RTE	2.49k	277	3k

Table 7: Dataset Statistics

A.4 Hyperparameter

For the GLUE benchmark, uniform hyperparameters are consistently implemented across all tasks to ensure comparability and consistent results. Specifically, the attention dropout and weight decay rates are uniformly set at 0.1, while the initial learning rate is fixed at 1×10^{-4} . Subsequently, the learning rate is fine-tuned to 2×10^{-5} and 2×10^{-6} . Each dataset is trained for 10 epochs to attain optimal performance.

For the SQuAD datasets, the dropout rate is fixed at 0.2, while the attention dropout rate is set at 0.05, and the weight decay rate is established at 0.1. The initial learning rate is set at 1×10^{-4} , which is subsequently adjusted to 2×10^{-5} and 2×10^{-6} . Training is conducted over a period of 5 epochs.