
Random Cycle Coding: Lossless Compression of Cluster Assignments via Bits-Back Coding

Daniel Severo Ashish Khisti Alireza Makhzani

University of Toronto
Department of Electrical and Computer Engineering
{d.severo@mail, akhisti@, a.makhzani@}.utoronto.ca

Abstract

We present an optimal method for encoding cluster assignments of arbitrary data sets. Our method, *Random Cycle Coding* (RCC), encodes data sequentially and sends assignment information as cycles of the permutation defined by the order of encoded elements. RCC does not require any training and its worst-case complexity scales quasi-linearly with the size of the largest cluster. We characterize the achievable bit rates as a function of cluster sizes and number of elements, showing RCC consistently outperforms previous methods while requiring less compute and memory resources. Experiments show RCC can save up to 2 bytes per element when applied to vector databases, and removes the need for assigning integer ids to identify vectors, translating to savings of up to 70% in vector database systems for similarity search applications.

1 Introduction

A *clustering* is a collection of pairwise disjoint sets, called *clusters*, used throughout science and engineering to group data under context-specific criteria. A clustering can be decomposed conceptually into two parts of differing nature. The *data set*, created by the set union of all clusters, and the *assignments*, indicating which elements belong to which cluster. This work is concerned with the *lossless* communication and storage of the assignment information, for arbitrary data sets, from an information theoretic and algorithmic viewpoint.

Communicating clusters appears as a fundamental problem in modern vector similarity databases such as FAISS [Johnson et al., 2019]. FAISS is a database designed to store vectors of large dimensionality, usually representing pre-trained embeddings, for similarity search. Given a query vector, FAISS returns a set of the k -nearest neighbors [Lloyd, 1982] available in the database under some pre-defined distance metric (usually the L2 distance). Returning the exact set requires an exhaustive search over the entire database for each query vector which quickly becomes intractable in practice. FAISS can instead return an approximate solution by performing a two-stage search on a coarse and fine grained set of database vectors. The database undergoes a training phase where vectors are clustered into sets and assigned a representative (i.e., a centroid). FAISS first selects the k' -nearest clusters, $k' < k$, based on the distance of the query to the centroids, and then performs an exhaustive search within them to return the approximate k -nearest neighbors.

The cluster assignments must be stored to enable cluster-based approximate searching. In contrast to a class, a cluster is distinguishable only by the elements it contains, and is void of any labelling. However, cluster assignments are often stored alongside the data set in the form of artificially generated labels. Lossy compression techniques for storing the vectors themselves is an active area of research [Chen et al., 2010, Martinez et al., 2016, Babenko and Lempitsky, 2014, Jegou et al., 2010, Huijben et al., 2024]. In this literature, the number of bits used to store the vector embedding ranges

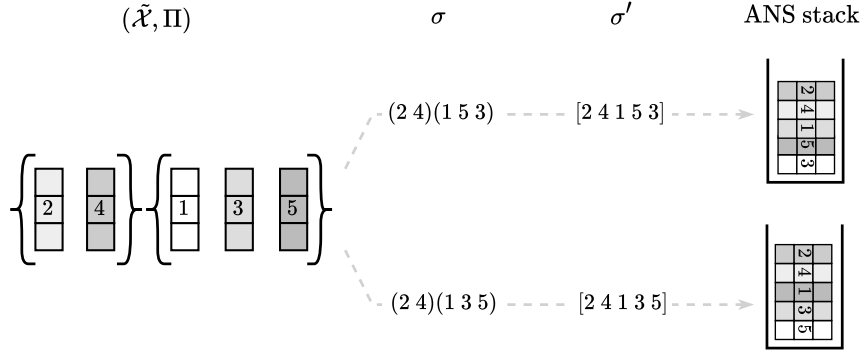


Figure 1: High-level description of our method, Random Cycle Coding (RCC). RCC encodes the clustering $(\tilde{\mathcal{X}}, \Pi)$ as cycles in the permutation σ induced by the relative ordering of objects. **Left:** Indices represent the rankings of objects in $\tilde{\mathcal{X}}$ according to the total ordering of \mathcal{X} . **Middle:** One of two permutations will be randomly selected with bits-back coding to represent the clustering (σ , shown in cycle-notation). Then, Foata’s Bijection is applied to yield σ' , shown in line-notation, which is encoded into the ANS stack. **Right:** The final ANS stack containing σ' in line-notation.

from 4 to 16 bytes, while ids are typically stored as 8-byte integers. Therefore, labelling, for the sake of clustering, can represent the majority of bits spent for communication and storage in a typical use case, and will become the dominating factor as the performance of these compression algorithms improves.

In this work we show how to communicate and store cluster assignments without creating artificial labels, providing substantial storage savings for vector similarity search applications. Assignments are implicitly represented by a cycle of a permutation defined by the order between encoded elements. Our method, *Random Cycle Coding* (RCC), uses bits-back coding [Townsend et al., 2019] to pick the order in which data points are encoded. The choice of orderings is restricted to the set of permutations having disjoint cycles with elements equal to some cluster. RCC is optimal as it achieves the Shannon bound [Cover, 1999] in bit savings. The worst-case computational complexity of RCC is quasi-linear in the largest cluster size and requires no training or machine learning techniques.

An overview on lossless compression, permutations, and bits-back coding is given in Section 2. Our method is presented and analyzed in Section 3. To the best of our knowledge, no current method exists to optimally store cluster assignments. In Section 4 we provide two strong baselines based on the work of Severo et al. [2023] for compressing multisets. Section 5 showcases RCC on real-world databases from a well known vector database called FAISS [Johnson et al., 2019], achieving savings of up to 70% in the best case.

2 Background

2.1 Lossless Compression

Lossless compression aims to find a code $C : \mathcal{X} \mapsto \{0, 1\}^*$ for an infinite i.i.d. sequence of elements $X^{(i)} \sim P_X$ that can be decoded with perfect fidelity. Lossless decoding requires restricting C such that the extended code $C(X^{(1)})C(X^{(2)}) \dots$, created via concatenation, is uniquely decodable. It is known that $\mathbb{E}_{X \sim P_X} [C(X)] \geq H(P_X)$ for any uniquely decodable code, and any code with average-length close to $H(P_X)$ must obey $C(x) \approx -\log P_X(x)$ [Shannon, 1948, Cover, 1999]. It is possible to construct C using entropy coders such as Asymmetric Numeral Systems [Duda, 2009], Arithmetic Coding [Witten et al., 1987], or Huffman Codes [Huffman, 1952].

A common way of designing efficient codes is to guarantee the code-word $C(x)$ carries some meaningful semantics for x that allows for an efficient implementation. Semantic codes can be constructed by introducing an intermediate sequence of random variables Z^n , acting as a proxy for X^1 , which is entropy coded autoregressively in n steps. The code-word for x is the binary

¹From here on we drop the superscript on $X^{(i)}$ and focus on a single X , without loss of generality.

representation of the final state of the chosen entropy coder (e.g., ANS [Duda, 2009]). Unfortunately, semantic entropy coding can lead to sub-optimal performance due to the non-uniqueness of the mapping between \mathcal{X} and \mathcal{Z}^n , limiting their practical use in applications where this redundancy is large. This is the case for large structured data types such as clusters of high-dimensional embeddings.

Asymmetric Numeral Systems (ANS) [Duda, 2009] is an entropy coder that stores data to an integer state $s \in \mathbb{N}$ using the PMF and CDF of some probability model over the data. When data is encoded the integer state increases by approximately the information content under the model (i.e., the negative log-likelihood), which equals the entropy of the source on average. The final value of the integer state is then serialized to disk using approximately $\log s$ bits. ANS operates on s in a stack-like fashion. Symbols are decoded in reverse order in which they were encoded. Due to this stack-like nature ANS can be used as an invertible sampler, by initializing the stack to a random integer and performing a decode operation. Under mild initialization conditions for s (see Townsend et al. [2019], Severo et al. [2023]), the decoded sample will be distributed according to the probability model used for decoding. Decoding reduces the number of bits required to represent the stack by the information content of the sampled symbol. The randomly initialized stack can be recovered by encoding the sampled symbol back into the stack using the same distribution.

2.2 Bits-back Coding with ANS

Bits-back Coding [Frey and Hinton, 1996, Townsend et al., 2019] is an entropy coding method for latent variable models $P_{X,Z}$. The bit-rate achieved is equal to the cross-entropy $\mathbb{E}_X [-\log P_X(X)]$, where the expectation is taken with respect to the true data distribution of X , despite not having direct access to the marginal P_X needed for entropy coding. Given the posterior $P_{Z|X}$, prior P_Z , and conditional likelihood $P_{X|Z}$ of the model, bits-back coding uses ANS to perform invertible sampling from $P_{Z|X}$ to obtain Z . Then, X is encoded with $P_{X|Z}$, conditioned on the sampled Z . Finally, Z is encoded with the prior P_Z . Decoding from the stack reduces the ANS integer state by $-\log P_{Z|X}$ while encoding increases it by $-\log P_Z P_{X|Z}$, resulting in a net increase equal to the cross-entropy. An approximate posterior can be used when the exact posterior $P_{Z|X}$ is not available, resulting in the net increase being equal to the Negative Evidence Lower-Bound (NELBO) [Townsend et al., 2019].

2.3 Random Order Coding (ROC)

ROC [Severo et al., 2023] is an algorithm for losslessly compressing multisets². A sequence can be seen as a multiset, representing the frequency count of symbols, together with a permutation defining the ordering. ROC uses bits-back coding with the ordering as a latent variable Z , and the multiset as the observation X , together with an exact posterior $Q_{Z|X} = P_{Z|X}$. The exactness of the posterior implies the number of bits used by ROC to encode the multiset is equal to the cross-entropy of the multiset with respect to the true data distribution.

ROC applies a similar procedure to our method to select a random element in the multiset which is then encoded with a symbol codec using ANS. For a multiset with k unique elements, each appearing n_i times, ROC saves exactly $-\log P_{Z|X} = \log \binom{n}{n_1, \dots, n_k} \leq \log(n!)$ bits, where the quantity in parentheses is the multinomial coefficient.

2.4 Permutations and Cycles

A *permutation*, in this work, is a bijective function $\sigma : [n] \mapsto [n]$ used to define arrangements of elements from arbitrary sets. Permutations are usually expressed in one-line notation $\sigma = [i_1, i_2, \dots, i_n]$ where $\sigma(j) = i_j$. The *symmetric group* \mathcal{S}_n on n elements is the set of all permutations of $[n]$.

A *cycle* $(c_1 \dots c_k)$, of a permutation σ , is the sequence constructed from the repeated application of σ , to some element $c_1 \in [n]$, until c_1 is recovered, i.e., $c_{k+1} = c_1$, $c_i = \sigma(c_{i-1})$, for $i \geq 2$.

Example 2.1. The cycles of $\sigma = [3, 1, 2, 5, 4]$ are shown below.

A permutation can be represented by its cycles with the following procedure. Pick any element in $[n]$ and compute its cycle by applying σ successively. Next, choose another element in $[n]$, that did not show up in any of the previously computed cycles, and compute its cycle. Repeat this procedure

²Multisets are sets that allow repetition of elements but have no ordering between elements.

$$\begin{array}{cccccc} c_1 & 1 & 2 & 3 & 4 & 5 \\ \text{cycle} & (1\ 3\ 2) & (2\ 1\ 3) & (3\ 2\ 1) & (4\ 5) & (5\ 4) \end{array}$$

until all elements appear in exactly one cycle. Concatenate cycles to form the representation. Every permutation has a unique representation through the concatenation of disjoint cycles. For example,

$$\sigma = [3, 1, 2, 5, 4] = (1\ 3\ 2)(4\ 5), \quad (1)$$

where the right-hand side is called the cycle notation of σ .

Lemma 2.2 (Foata’s Bijection [Foata, 1968]). The following sequence of operations defines a bijection between permutations on n elements. Write the permutation in disjoint cycle notation such that the smallest element of each cycle appears first within the cycle. Order the cycles in decreasing order based on the first/smallest element in each cycle. Remove all parenthesis to form the one-line notation of the output permutation.

Example 2.3. Applying the steps in the construction of Foata’s bijection to $[3, 1, 2, 5, 4] = (3\ 2\ 1)(5\ 4)$ yields $(1\ 3\ 2)(4\ 5) \mapsto (4\ 5)(1\ 3\ 2) \mapsto [4, 5, 1, 3, 2]$. Cycles can be recovered by scanning from left to right and keeping track of the smallest value.

3 Method

In this section we develop our method, *Random Cycle Coding* (RCC), which encodes clusters of data points as disjoint permutation cycles. In what follows, we first describe the coding procedure and then show the model resulting from our procedure assigns likelihood proportional to the product of cluster sizes.

Let $X^n = (X_1, \dots, X_n)$ be a sequence of random variables X_i with common, but arbitrary, alphabet \mathcal{X} . Throughout we assume that a *total ordering* can be defined for \mathcal{X} , i.e., elements of the set can be compared and ranked/sorted according to some predefined criteria (e.g., lexicographical ordering). We assume no repeats happen in the sequence. This is motivated by applications where elements are high-dimensional vectors such as embeddings or images where repeats are unlikely to happen.

We are interested in the setting where the elements of X^n are grouped into pair-wise disjoint sets known as *clusters*. Clusters can be represented by a collection of indicator random variables $\Pi = (\Pi_{ij})_{1 < i < j < n}$ where $\Pi_{ij} = 1$ if X_i, X_j are in the same cluster and $\Pi_{ij} = 0$ otherwise. Conditioned on the sequence $X^n = x^n$ the clustering Π defines a partition of the data set $\tilde{\mathcal{X}} = \{x_1, \dots, x_n\}$. The size of the alphabet of Π is equal to the number of ways in which $\tilde{\mathcal{X}}$ can be partitioned; known as the n -th Bell number [Bell, 1934]. The order between elements in a cluster is irrelevant and clusters are void of labels.

The objective is to design a lossless code for the assignments Π that can be used alongside any codec for the data set $\tilde{\mathcal{X}}$. Our strategy will be to send the elements of $\tilde{\mathcal{X}}$ in a particular ordering such that it implicitly encodes the clustering information.

We associate a permutation σ_{x^n} to each of the possible $n!$ orderings of $\tilde{\mathcal{X}}$ based on sorting. Let $\mathcal{S}_n(\tilde{\mathcal{X}})$ be the set of all possible orderings of $\tilde{\mathcal{X}}$, and s^n a reference sequence created by sorting the elements in $\tilde{\mathcal{X}}$ according to the total ordering of \mathcal{X} ,

$$\mathcal{S}_n(\tilde{\mathcal{X}}) = \{x^n : x_i \in \tilde{\mathcal{X}} \text{ and } x_i \neq x_j \text{ for } i \neq j\}, \quad (2)$$

$$s^n \in \mathcal{S}_n(\tilde{\mathcal{X}}) \text{ s.t. } s_1 < s_2 < \dots < s_n. \quad (3)$$

For any $x^n \in \mathcal{S}_n(\tilde{\mathcal{X}})$, the induced permutation σ_{x^n} is defined as that which permutes the elements of the reference s^n such that x^n is obtained. Under this definition the permutation can also be constructed by directly substituting x_i for its *ranking* in $\tilde{\mathcal{X}}$.

The induced permutations allow us to redefine Π as a *random equivalence class* taking on values in the *quotient set*, $\mathcal{S}_n(\tilde{\mathcal{X}})/\sim$, of the equivalence relation described next. Note the quotient set is finite even if \mathcal{X} is uncountable as only the relative ordering between elements is needed to define the equivalence relation.

Definition 3.1 (Cycle-Cluster-Equivalence). Two sequences in $\mathcal{S}_n(\tilde{\mathcal{X}})$ are *equivalent* (\sim) if the disjoint cycles of their induced permutations contain the same elements. Given a sequence, two

elements of $\tilde{\mathcal{X}}$ are in the same cluster if their rankings appear in the same disjoint cycle of the induced permutation.

Example 3.2. Let \mathcal{X} be the set of even integers under the usual ordering for natural numbers. Sequences $x^n = (4, 6, 2, 8)$ and $z^n = (6, 2, 4, 8)$ induce permutations $\sigma_{x^n} = [2, 3, 1, 4]$ and $\sigma_{z^n} = [3, 1, 2, 4]$. The sequences are equivalent as the disjoint cycles of the induced permutations contain the same elements: $\sigma_{x^n} = (4)(1\ 2\ 3)$, $\sigma_{z^n} = (4)(1\ 3\ 2)$. For both sequences, elements 2, 4, and 6 are in the same cluster, while 8 is in a cluster of its own. The partition, viewed as an equivalence class, is equal to $\Pi = \{x^n, z^n\}$, as there are no other permutations over $\tilde{\mathcal{X}}$ that are equivalent to the two shown.

Given $(\tilde{\mathcal{X}}, \Pi)$, Random Cycle Coding (RCC) uses bits-back coding to send the elements of $\tilde{\mathcal{X}}$ in an ordering which corresponds to a sequence in Π . The receiver decodes the elements X_i , in the order sent, and recovers Π by computing the cycles of the induced permutation. The clustering information Π is communicated via the cycles of the permutation. See Figure 1 for a high-level description.

Every sequence in Π maps to the same clustering over $\tilde{\mathcal{X}}$. The log of the number of elements in the equivalence class equals the redundancy discussed in Section 2.1, which is known to be

$$\log|\Pi| = \sum_{i=1}^{\#\text{cycles}} \log((n_i - 1)!), \quad (4)$$

where n_i is the number of elements in the i -th cycle of the induced permutation. An optimal bits-back method must remove exactly $\log|\Pi|$ bits from the stack during encoding. RCC achieves these savings by selecting an element from $\tilde{\mathcal{X}}$, using an ANS decode operation, and then encoding it onto the stack. Interleaving decoding/sampling and encoding avoids the *initial bits* issue [Townsend et al., 2019] resulting from the initially empty ANS stack.

Random Order Coding [Severo et al., 2023] (ROC) performs a similar procedure for multiset compression where elements are also sampled without replacement from $\tilde{\mathcal{X}}$. However, there, the equivalence classes consist of all permutations over $\tilde{\mathcal{X}}$, and therefore sampling can be done by picking any element from $\tilde{\mathcal{X}}$ uniformly at random. RCC requires sampling without replacement from $\tilde{\mathcal{X}}$ non-uniformly such that the resulting permutation has a desired cycle structure. To do so, we define the following procedure, reminiscent of Foata’s Bijection [Foata, 1968].

Definition 3.3 (Foata’s Canonicalization). The following steps map all sequences in the same equivalence class, $x^n \in \Pi$, to the same *canonical* sequence $c^n \in \Pi$. First, write the permutation in disjoint cycle notation and sort the elements within each cycle, in ascending order, yielding a new permutation. Next, sort the cycles, based on the first (i.e., smallest) element, in descending order.

Example 3.4. The set composed of permutations $\sigma = (3\ 1)(5\ 2\ 4)$ and $\pi = (3\ 1)(2\ 5\ 4)$ is an equivalence class. Applying Foata’s Canonicalization to either σ or π yields $(2\ 4\ 5)(1\ 3)$, which is equal to σ .

Algorithm RCC encodes a permutation using the procedure outlined in Algorithm 1. The elements of $\tilde{\mathcal{X}}$ are inserted into lists according to their clusterings. The clustering is canonicalized according to Definition 3.3. The encoder starts from the last, i.e., right-most, list. The list is encoded as a set using ROC, with the exception of the smallest element, which is held-out and encoded last. This procedure repeats until all lists are encoded. Decoding is shown in Algorithm 2. During decoding the first element is known to be the smallest in its cycle. The decoder then decodes the remaining cycle elements using ROC, and stops when it sees an element smaller than the current smallest element. This marks the start of a new cycle and repeats until all elements are recovered. Python code for encoding and decoding are given in Appendix A.

Savings Encoding the smallest value last guarantees that the cycle structure is maintained. Permuting the remaining elements in the cycle spans all permutations in Π . For the i -th cluster with n_i elements the savings from encoding $n_i - 1$ elements with ROC is equal to $\log((n_i - 1)!)$. The total savings is equal to (4), implying RCC saves $\log|\Pi|$.

Implied Probability Model The probability model $Q_{\Pi|\tilde{\mathcal{X}}}$ is indirectly defined by the savings achieved by RCC. The set of elements and clustering assignments $(\tilde{\mathcal{X}}, \Pi)$ are encoded via a sequence $x^n \in \Pi$. We can assume some lossless source code is used for the data points, requiring

Algorithm 1: Pseudo-code for encoding with RCC.

Inputs: (1) Clustering as a set of sets $\{\{x_1^1, \dots, x_{n_1}^1\}, \{x_1^2, \dots, x_{n_2}^2\}, \dots, \{x_1^\ell, \dots, x_{n_\ell}^\ell\}\}$; (2) Initial ANS state; (3) Symbol codec

- 1 Sort the clustering into a list of lists, with elements y_i^c , according to Definition 3.3, such that $(y_1^c, \dots, y_{n_c}^c)$ is an increasing sequence, and (y_1^1, \dots, y_1^ℓ) is decreasing.

for $c = \ell, \dots, 1$ **do**

- 2 | Encode $[y_2^c, \dots, y_{n_c}^c]$ with ROC using the given symbol codec
- 3 | Encode y_1^c with symbol codec

end
return Final ANS state

Algorithm 2: Pseudo-code for decoding with RCC.

Inputs:

- Total number of elements n
- Final ANS state, constructed from Figure 4
- Symbol Codec

Initialize $\Pi = [], c = 0$

while *total number of elements in Π is less than n* **do**

- | Decode y_1^c with the symbol codec
- | Decode elements y_i^c with ROC until an element smaller than y_1^c is seen
- | Add all decoded elements to Π as a list $[y_1^c, \dots, y_{n_c}^c]$
- | Increment c

end

return Π , Initial ANS state

$-\log Q_{X^n}(x^n)$ bits to encode the sequence. The cost of encoding the dataset and cluster assignments equals the cost of encoding a sequence minus the discount given by bits-back,

$$-\log Q_{\tilde{\mathcal{X}}, \Pi}(\tilde{\mathcal{X}}, \Pi) = -\log Q_{X^n}(x^n) - \log|\Pi|. \quad (5)$$

From Severo et al. [2023] we know the cost of encoding the set $\tilde{\mathcal{X}}$ is that of the sequence minus the cost of communicating an ordering,

$$-\log Q_{\tilde{\mathcal{X}}}(\tilde{\mathcal{X}}) = -\log Q_{X^n}(x^n) - \log(n!). \quad (6)$$

From this, we can write,

$$-\log Q_{\Pi | \tilde{\mathcal{X}}}(\Pi | \tilde{\mathcal{X}}) = \log Q_{\tilde{\mathcal{X}}}(\tilde{\mathcal{X}}) - \log Q_{X^n}(x^n) - \log|\Pi| = \log(n!) - \log|\Pi|. \quad (7)$$

The implied probability model only depends on the cluster sizes, and assigns higher likelihood when there are few clusters with many elements,

$$Q_{\Pi | \tilde{\mathcal{X}}}(\Pi | \tilde{\mathcal{X}}) = \frac{\prod_{i=1}^k (n_i - 1)!}{n!}, \quad (8)$$

where n_i is the size of the i -th cluster, and k the total number of clusters.

Complexity The complexity of RCC will vary significantly according to the number of clusters and elements. Initializing RCC requires sorting elements within each cluster, which can be done in parallel, followed by a sort across clusters. ROC is used as a sub-routine and has both worst- and average-case complexities equal to $\Omega(n_i \log n_i)$ for encoding and decoding the i -th cluster. The total computational complexity of our method, RCC, adapts to the size of the equivalence class: $\Omega(\sum_i n_i \log n_i) = \Omega(\log|\Pi|)$. When only one permutation can represent the cluster assignments, i.e., $n = k$, implying $\log|\Pi| = 0$, then RCC has the same complexity as compressing a sequence: $\Omega(n)$.

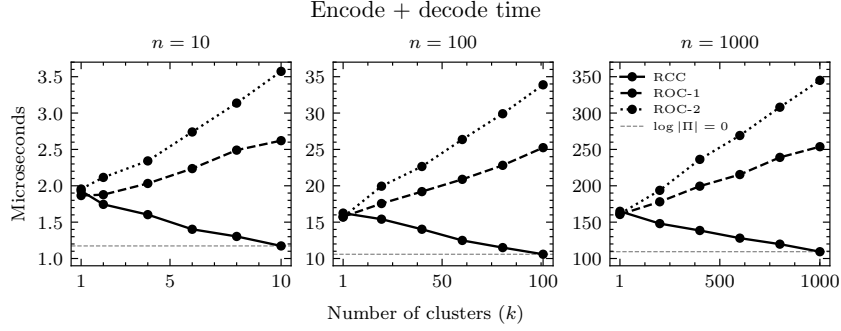


Figure 2: Median encoding plus decoding times, across 100 runs, for Random Order Coding (ROC) [Severo et al., 2023] and our method Random Cycle Coding (RCC). The number of elements n increases from left-to-right across plots. Clusters are fixed to have roughly the same size, n/k , mirroring vector database applications discussed in Section 5.3. Reported times are representative of the amount of compute needed to sample the permutation in the bits-back step as data vectors are encoded with ANS using a uniform distribution.

4 Related Work

To the best of our knowledge there is no other method which can perform optimal lossless compression of clustered high-dimensional data.

Severo et al. [2023] presented a method to optimally compress multisets of elements drawn from arbitrary sets called Random Order Coding (ROC). ROC can compress clusterings by viewing them as sets of clusters, but is sub-optimal as it requires encoding the cluster sizes. We compare RCC against the following two variants of ROC next and provide experiments in Section 5.

ROC-1 The cluster sizes are communicated with a uniform distribution of varying precision and clusters are then encoded into a common ANS state. Each cluster contributes $\log(n_i!)$ to the bits-back savings of ROC, resulting in a reduction in bit-rate of

$$\Delta_{\text{ROC-1}} = \sum_{i=1}^k (\log(n_i!) - \log(n - N_i)) \quad (9)$$

$$= \sum_{i=1}^k \log\left(\frac{n_i}{n - N_i}\right) + \log|\Pi| \quad (10)$$

$$\leq \log|\Pi|, \quad (11)$$

where k is the number of clusters, $N_i = \sum_{j=1}^{i-1} n_j$ counts the number of encoded elements before step i , and $\log(n - N_i)$ is the cost of encoding the size of the i -th cluster. The gap to optimality increases with the number of clusters, while RCC is always optimal as it achieves $\log|\Pi|$ for any configuration of elements and clusters.

ROC-2 This variant views the clusterings as a set of sets. The cluster sizes are communicated as in ROC-1. However, an extra bits-back step is done to randomly select the ordering in which the k clusters are compressed, resulting in further savings. The complexity of this step scales quasi-linearly with the number of clusters, $\Omega(k \log k)$, and requires sending the number of clusters ($\log(n)$ bits), which is also the size of the outer set. The total reduction in bit-rate is

$$\Delta_{\text{ROC-2}} = \Delta_{\text{ROC-1}} + \log(k!) - \log(n). \quad (12)$$

This method achieves a better rate than ROC-1, but can require significantly more compute and memory resources due to the extra bits-back step to select clusters compared to both ROC-1 and RCC. Conditioned on knowing the cluster sizes, ROC-2 compresses each cluster independently. Intuitively, the method does not take into account that clusters are pairwise disjoint and their union equals the interval of integers from 1 to n , which explains why it achieves a sub-optimal rate savings.

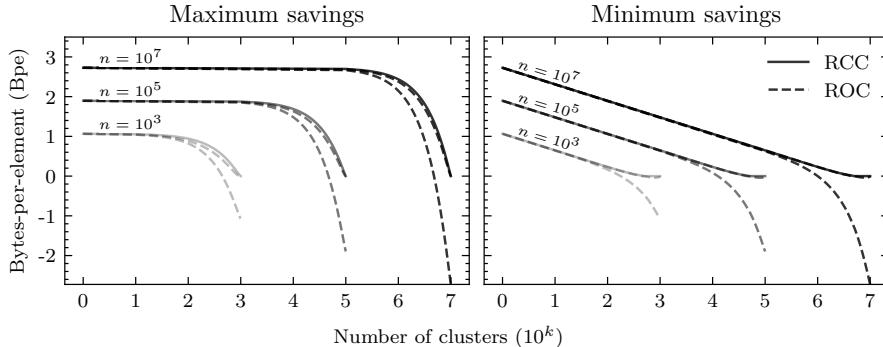


Figure 3: Maximum (left) and minimum (right) byte savings per element as a function of the number of clusters and elements. Savings are maximized when one cluster contains most elements and all others are singletons. The minimum is achieved if clusters have roughly the same number of elements. Two variants of Random Order Coding (ROC) [Severo et al., 2023] are shown (see Section 4) with dashed lines. Random Cycle Coding (RCC) achieves higher savings than both variants of ROC while requiring less memory and computational resources.

5 Experiments

5.1 Minimum and maximum achievable savings

In applications targeted by our method (see Section 5.3) the cluster size is set according to some budget and elements are allocated into clusters via a training procedure. For a fixed number of elements (n) and clusters (k) the savings for ROC-1, ROC-2, and RCC will depend only on the cluster sizes (n_1, \dots, n_k). We empirically analyzed the minimum and maximum possible savings as a function of these quantities. Results are shown in Figure 3.

The term dominating the bit savings of all algorithms is the product of the factorials of cluster sizes, $\prod_i n_i!$, constrained to $\sum_i n_i = n$ and $n_i \geq 1$. The maximum is achieved when $n - k$ elements fall into one cluster, $n_j = n - k + 1$, and all others are singletons: $n_i = 1$ for $i \neq j$. Savings are minimized when all clusters have roughly the same size: $n_i = (n \div k) + 1\{i \leq n \bmod k\}$ ³.

All methods provide similar savings when $k \ll n$. RCC has better maximal and minimal savings than both ROC-1 and ROC-2 in all settings considered. The need to encode cluster sizes, without exploiting the randomness of cluster orders as in ROC-2, results in ROC-1 achieving *negative* savings when the number of clusters k is large. RCC savings converge to 0 bits as the number of clusters approaches the number of elements, as expected. As k approaches n , ROC-2 also suffers from negative savings, but the values are negligible compared to those of ROC-1.

5.2 Encoding and decoding times

Figure 2 shows the total encoding plus decoding time as a function of number of elements and clusters. RCC outperforms both variants of ROC in terms of wall-time by a wide margin, while achieving the optimal savings. RCC is compute adaptive and requires the same amount of time to encode a sequence when $\log|\Pi| = 0$. The compute required for ROC variants increases with the number of clusters, correlating negatively with $\log|\Pi|$. ROC-2 is slower than ROC-1 due to the extra bits-back step needed to select clusters with ANS.

5.3 Inverted-lists of Vector Databases (FAISS)

We experimented applying ROC and RCC to FAISS [Johnson et al., 2019] databases of varying size. Results are shown in Table 1. Scalar quantization [Cover, 1999, Lloyd, 1982] was used to partition the set of vectors into disjoint clusters. This results in clusters of approximately the same number of

³ \div represents integer division, $n \bmod k$ is the remainder, and $1\{\}$ is the indicator function that evaluates to 1 if the expression is true.

Dataset	# Elements	# Clusters	Savings					
			Max.	Min.	$\frac{1}{8n} \log \Pi $	RCC	ROC-2	ROC-1
SIFT1M	1,000,000	500	2.31	1.19	1.20	0.00	0.00	0.04
		1000	2.31	1.06	1.08	0.00	0.00	0.10
		4,973	2.30	0.77	0.81	0.00	0.04	0.86
		9,821	2.29	0.65	0.71	0.00	0.12	2.17
		46,293	2.20	0.37	0.48	0.00	1.28	18.28
		95,284	2.07	0.24	0.30	0.00	2.07	61.43
BigANN	1,000,000	1,000	2.31	1.06	1.07	0.00	0.00	0.10
		10,000	2.29	0.65	0.66	0.00	0.01	2.27
		99,946	2.06	0.23	0.25	0.00	0.79	76.28
	10,000,000	1,000	2.73	1.48	1.49	0.00	0.00	0.01
		10,000	2.72	1.06	1.07	0.00	0.00	0.14
		99,998	2.70	0.65	0.66	0.00	0.01	2.89

Table 1: Byte savings, per element, from compressing SIFT1M [Jegou et al., 2010] and BigANN [Jégou et al., 2011] as a function of number of elements and clusters. Values in columns RCC, ROC-2, and ROC-1, indicate the gap, in percentage (lower is better), to the optimal savings in bytes-per-element, in column $\frac{1}{8n} \log|\Pi|$. A value of 0.00 indicates the method achieves the maximum bit savings shown in column $\frac{1}{8n} \log|\Pi|$. Columns Max. and Min. show the theoretical maximum and minimum savings as discussed in Section 5.1.

n	$\frac{1}{8n} \log \Pi $	% Savings					
		Sequential ids			External ids		
		4	8	16	4	8	16
1M	1.06	54.8	33.9	19.2	8.9	6.7	4.4
10M	1.27	60.5	38.3	22.1	10.6	8.0	5.3
100M	1.48	65.6	42.4	24.9	12.3	9.3	6.2
1B	1.69	70.1	46.2	27.5	14.1	10.6	7.0

Table 2: Columns under “% Savings” show the savings, in percentage, for the setting of Johnson et al. [2019] where the number of clusters is held fixed to approximately \sqrt{n} . Savings in bytes-per-element are shown in the second column, where $\log|\Pi| = \sqrt{n} \log((\sqrt{n} - 1)!)$, and agree with Table 1. For external ids, 8 bytes are added to $\frac{1}{8n} \log|\Pi|$ to compute the total size per element, as well as to the cost under RCC. Meanwhile, $\log(n)$ bits are added to $\frac{1}{8n} \log|\Pi|$ for sequential ids, but not to the cost under RCC, as RCC does not require ids to represent clustering information. See Section 5.3 for a full discussion.

elements, which is the worst-case savings for both ROC and RCC. RCC achieves optimal savings for all combinations of datasets, number of elements, and clusters. ROC-2 has similar performance to RCC but requires significantly more compute as shown in Figure 2.

The total savings will depend on the cluster sizes, the number of bytes used to encode each element (i.e., FAISS vector/embedding), as well as the size of id numbers in the database. Cluster sizes are often set to \sqrt{n} resulting in $\log|\Pi| = \sqrt{n} \log((\sqrt{n} - 1)!)$ [Johnson et al., 2019]. A vast literature exists on encoding methods for vectors [Chen et al., 2010, Martinez et al., 2016, Babenko and Lempitsky, 2014, Jegou et al., 2010, Huijben et al., 2024] with typical values ranging from 8 to 16 bytes for BigANN and 4 to 8 for SIFT1M. Typically 8 bytes are used to store database ids when they come from an external source and have semantics beyond the vector database itself. Alternatively, ids are assigned sequentially taking up $\log(n)$ bits each when their only purpose is to be stored as sets to represent clustering information. These ids can be removed if vectors are stored with RCC as the clustering information is represented by the relative orderings between objects without the need for ids. Table 2 shows savings for RCC for the setting of Johnson et al. [2019] with $k \approx \sqrt{n}$ clusters.

6 Discussion

This work provides an efficient lossless coding algorithm for storing random clusters of objects from arbitrary sets. Our method, Random Cycle Coding (RCC), stores the clustering information in the ordering between encoded objects and does away with the need to assign meaningless labels for storage purposes.

A random clustering can be decomposed into 2 distinct mathematical quantities, the data set of objects present in the clusters (i.e., the union of all clusters), and an equivalence class representing the cluster assignments. For a given clustering, the equivalence class contains all possible orderings of the data that have cycles with the same elements as some cluster. The logarithm of the equivalence class size is exactly the number of bits needed to communicate an ordering of the data points, with the wanted permutation cycles, which we refer to as the *order information*. This quantity was previously defined by [Varshney and Goyal \[2006\]](#) as the amount of bits required to communicate an ordering of a sequence if the multiset of symbols was given, and equaled $\log n!$ when there are no repeated symbols. In the cluster case, the order information $\log|\Pi|$ is strictly less than $\log n!$ as the clustering carries partial information regarding the ordering between symbols in the following way: given the clustering, only orderings with the corresponding cycle structure will be communicated.

The savings achieved by RCC equals exactly the *assignment information* of the data, implying RCC is optimal in terms of compression rate for the probability model shown in Equation (8). The computational complexity of RCC scales with the number of bits recovered by bits-back, and reverts back to that of compressing a sequence when all clusters are atomic.

The savings for RCC scales quasi-linearly with the cluster sizes, and is independent of the representation size of the data. The experiments on real-world datasets from vector similarity search databases showcases where we think our method is most attractive: clusters of data requiring few bytes per element to communicate, where the bits-back savings can represent a significant share of the total representation size.

References

- A. Babenko and V. Lempitsky. Additive quantization for extreme vector compression. In *Proceedings of the IEEE Conference on Computer Vision and Pattern Recognition*, pages 931–938, 2014.
- E. T. Bell. Exponential polynomials. *Annals of Mathematics*, pages 258–277, 1934.
- Y. Chen, T. Guan, and C. Wang. Approximate nearest neighbor search by residual vector quantization. *Sensors*, 10(12):11259–11273, 2010.
- T. M. Cover. *Elements of information theory*. John Wiley & Sons, 1999.
- J. Duda. Asymmetric numeral systems. *arXiv preprint arXiv:0902.0271*, 2009.
- D. Foata. On the netto inversion number of a sequence. *Proceedings of the American Mathematical Society*, 19(1):236–240, 1968.
- B. J. Frey and G. E. Hinton. Free energy coding. In *Proceedings of Data Compression Conference-DCC’96*, pages 73–81. IEEE, 1996.
- D. A. Huffman. A method for the construction of minimum-redundancy codes. *Proceedings of the IRE*, 40(9):1098–1101, 1952.
- I. Huijben, M. Douze, M. Muckley, R. van Sloun, and J. Verbeek. Residual quantization with implicit neural codebooks. *arXiv preprint arXiv:2401.14732*, 2024.
- H. Jegou, M. Douze, and C. Schmid. Product quantization for nearest neighbor search. *IEEE transactions on pattern analysis and machine intelligence*, 33(1):117–128, 2010.
- H. Jégou, R. Tavenard, M. Douze, and L. Amsaleg. Searching in one billion vectors: re-rank with source coding. In *2011 IEEE International Conference on Acoustics, Speech and Signal Processing (ICASSP)*, pages 861–864. IEEE, 2011.
- J. Johnson, M. Douze, and H. Jégou. Billion-scale similarity search with gpus. *IEEE Transactions on Big Data*, 7(3):535–547, 2019.
- S. Lloyd. Least squares quantization in pcm. *IEEE transactions on information theory*, 28(2): 129–137, 1982.
- J. Martinez, J. Clement, H. H. Hoos, and J. J. Little. Revisiting additive quantization. In *Computer Vision—ECCV 2016: 14th European Conference, Amsterdam, The Netherlands, October 11–14, 2016, Proceedings, Part II 14*, pages 137–153. Springer, 2016.
- D. Severo, J. Townsend, A. Khisti, A. Makhzani, and K. Ullrich. Compressing multisets with large alphabets. *IEEE Journal on Selected Areas in Information Theory*, 2023.
- C. E. Shannon. A mathematical theory of communication. *The Bell system technical journal*, 27(3): 379–423, 1948.
- J. Townsend, T. Bird, and D. Barber. Practical lossless compression with latent variables using bits back coding. *arXiv preprint arXiv:1901.04866*, 2019.
- L. R. Varshney and V. K. Goyal. Toward a source coding theory for sets. In *Data Compression Conference (DCC’06)*, pages 13–22. IEEE, 2006.
- I. H. Witten, R. M. Neal, and J. G. Cleary. Arithmetic coding for data compression. *Communications of the ACM*, 30(6):520–540, 1987.

A Python code for RCC

```
1 def element_codec_encode(state: int, element, precision: int) -> int:
2     ''' Encodes `element` into the ANS state using some codec '''
3     ... # definition of codec goes here
4     return next_state
5
6 def uniform_codec_decode(state: int, precision: int) -> (int, int):
7     index = state % precision
8     previous_state = state // precision
9     return index, previous_state
10
11 def encode(clustering: set[set], state: int) -> int:
12     clustering = sorted(map(sorted, clustering), reverse=True)
13     for cluster in reversed(clustering):
14         smallest_element = cluster.pop(0) # pop the first (smallest) element
15         while cluster: # Implement ROC: encode remaining elements as a set
16             precision = len(cluster)
17             index, state = uniform_codec_decode(state, precision)
18             element = cluster.pop(index)
19             state = element_codec_encode(element, state)
20             state = element_codec_encode(smallest_element, state)
21     return state

```

```
1 import bisect
2
3 def symbol_codec_decode(state: int, element, precision: int):
4     ''' Decodes `element` from the ANS state using some codec '''
5     ... # definition of codec goes here
6     return element, previous_state
7
8 def uniform_codec_encode(state: int, index: int, precision: int) -> int:
9     next_state = state * precision + index
10    return next_state
11
12 def append_to_cluster_and_sort(cluster: list, element) -> list:
13     # Insert element into sorted list. The resulting list is sorted as well.
14     # This operation is in-place
15     bisect.insort(cluster, element)
16     return cluster
17
18 def decode(state: int, n: int) -> (list[list], int):
19     clustering = list()
20     smallest_element = float('inf')
21     while sum(map(len, clustering)) < n # loop until all elements are seen
22         element, state = symbol_codec_decode(state)
23         if element > smallest_element:
24             cluster = append_to_cluster_and_sort(cluster, element)
25             index = cluster.index(element) # get index of element in sorted cluster
26             state = uniform_codec_encode(state, index, precision=len(cluster))
27         else:
28             cluster = [element]
29             clustering.append(cluster)
30             smallest_element = element
31     return clustering, state

```

Figure 4: Pseudo-code for encoding (top) and decoding (bottom) a clustering of n elements with our method, Random Cycle Coding (RCC). `uniform_codec_decode` samples an integer from state between 0 and `precision-1`. `append_to_cluster_and_sort` inserts an element into a sorted list such that the resulting list is also sorted.

NeurIPS Paper Checklist

1. Claims

Question: Do the main claims made in the abstract and introduction accurately reflect the paper's contributions and scope?

Answer: [Yes]

Justification: The main contribution is the compression algorithm which is provably Shannon-optimal, as well as the application to vector databases.

Guidelines:

- The answer NA means that the abstract and introduction do not include the claims made in the paper.
- The abstract and/or introduction should clearly state the claims made, including the contributions made in the paper and important assumptions and limitations. A No or NA answer to this question will not be perceived well by the reviewers.
- The claims made should match theoretical and experimental results, and reflect how much the results can be expected to generalize to other settings.
- It is fine to include aspirational goals as motivation as long as it is clear that these goals are not attained by the paper.

2. Limitations

Question: Does the paper discuss the limitations of the work performed by the authors?

Answer: [Yes]

Justification: There is an entire section in the paper about the limitations and comparisons to current baselines.

Guidelines:

- The answer NA means that the paper has no limitation while the answer No means that the paper has limitations, but those are not discussed in the paper.
- The authors are encouraged to create a separate "Limitations" section in their paper.
- The paper should point out any strong assumptions and how robust the results are to violations of these assumptions (e.g., independence assumptions, noiseless settings, model well-specification, asymptotic approximations only holding locally). The authors should reflect on how these assumptions might be violated in practice and what the implications would be.
- The authors should reflect on the scope of the claims made, e.g., if the approach was only tested on a few datasets or with a few runs. In general, empirical results often depend on implicit assumptions, which should be articulated.
- The authors should reflect on the factors that influence the performance of the approach. For example, a facial recognition algorithm may perform poorly when image resolution is low or images are taken in low lighting. Or a speech-to-text system might not be used reliably to provide closed captions for online lectures because it fails to handle technical jargon.
- The authors should discuss the computational efficiency of the proposed algorithms and how they scale with dataset size.
- If applicable, the authors should discuss possible limitations of their approach to address problems of privacy and fairness.
- While the authors might fear that complete honesty about limitations might be used by reviewers as grounds for rejection, a worse outcome might be that reviewers discover limitations that aren't acknowledged in the paper. The authors should use their best judgment and recognize that individual actions in favor of transparency play an important role in developing norms that preserve the integrity of the community. Reviewers will be specifically instructed to not penalize honesty concerning limitations.

3. Theory Assumptions and Proofs

Question: For each theoretical result, does the paper provide the full set of assumptions and a complete (and correct) proof?

Answer: [Yes]

Justification: There is only one proof and it is short. All assumptions are stated.

Guidelines:

- The answer NA means that the paper does not include theoretical results.
- All the theorems, formulas, and proofs in the paper should be numbered and cross-referenced.
- All assumptions should be clearly stated or referenced in the statement of any theorems.
- The proofs can either appear in the main paper or the supplemental material, but if they appear in the supplemental material, the authors are encouraged to provide a short proof sketch to provide intuition.
- Inversely, any informal proof provided in the core of the paper should be complemented by formal proofs provided in appendix or supplemental material.
- Theorems and Lemmas that the proof relies upon should be properly referenced.

4. Experimental Result Reproducibility

Question: Does the paper fully disclose all the information needed to reproduce the main experimental results of the paper to the extent that it affects the main claims and/or conclusions of the paper (regardless of whether the code and data are provided or not)?

Answer: [Yes]

Justification: There are no models in this paper, only an algorithm. All experiments are discussed in detail and python code is given.

Guidelines:

- The answer NA means that the paper does not include experiments.
- If the paper includes experiments, a No answer to this question will not be perceived well by the reviewers: Making the paper reproducible is important, regardless of whether the code and data are provided or not.
- If the contribution is a dataset and/or model, the authors should describe the steps taken to make their results reproducible or verifiable.
- Depending on the contribution, reproducibility can be accomplished in various ways. For example, if the contribution is a novel architecture, describing the architecture fully might suffice, or if the contribution is a specific model and empirical evaluation, it may be necessary to either make it possible for others to replicate the model with the same dataset, or provide access to the model. In general, releasing code and data is often one good way to accomplish this, but reproducibility can also be provided via detailed instructions for how to replicate the results, access to a hosted model (e.g., in the case of a large language model), releasing of a model checkpoint, or other means that are appropriate to the research performed.
- While NeurIPS does not require releasing code, the conference does require all submissions to provide some reasonable avenue for reproducibility, which may depend on the nature of the contribution. For example
 - (a) If the contribution is primarily a new algorithm, the paper should make it clear how to reproduce that algorithm.
 - (b) If the contribution is primarily a new model architecture, the paper should describe the architecture clearly and fully.
 - (c) If the contribution is a new model (e.g., a large language model), then there should either be a way to access this model for reproducing the results or a way to reproduce the model (e.g., with an open-source dataset or instructions for how to construct the dataset).
 - (d) We recognize that reproducibility may be tricky in some cases, in which case authors are welcome to describe the particular way they provide for reproducibility. In the case of closed-source models, it may be that access to the model is limited in some way (e.g., to registered users), but it should be possible for other researchers to have some path to reproducing or verifying the results.

5. Open access to data and code

Question: Does the paper provide open access to the data and code, with sufficient instructions to faithfully reproduce the main experimental results, as described in supplemental material?

Answer: [Yes]

Justification: The data is already public and the code is in the paper.

Guidelines:

- The answer NA means that paper does not include experiments requiring code.
- Please see the NeurIPS code and data submission guidelines (<https://nips.cc/public/guides/CodeSubmissionPolicy>) for more details.
- While we encourage the release of code and data, we understand that this might not be possible, so “No” is an acceptable answer. Papers cannot be rejected simply for not including code, unless this is central to the contribution (e.g., for a new open-source benchmark).
- The instructions should contain the exact command and environment needed to run to reproduce the results. See the NeurIPS code and data submission guidelines (<https://nips.cc/public/guides/CodeSubmissionPolicy>) for more details.
- The authors should provide instructions on data access and preparation, including how to access the raw data, preprocessed data, intermediate data, and generated data, etc.
- The authors should provide scripts to reproduce all experimental results for the new proposed method and baselines. If only a subset of experiments are reproducible, they should state which ones are omitted from the script and why.
- At submission time, to preserve anonymity, the authors should release anonymized versions (if applicable).
- Providing as much information as possible in supplemental material (appended to the paper) is recommended, but including URLs to data and code is permitted.

6. Experimental Setting/Details

Question: Does the paper specify all the training and test details (e.g., data splits, hyper-parameters, how they were chosen, type of optimizer, etc.) necessary to understand the results?

Answer: [NA]

Justification: There are no models in this paper.

Guidelines:

- The answer NA means that the paper does not include experiments.
- The experimental setting should be presented in the core of the paper to a level of detail that is necessary to appreciate the results and make sense of them.
- The full details can be provided either with the code, in appendix, or as supplemental material.

7. Experiment Statistical Significance

Question: Does the paper report error bars suitably and correctly defined or other appropriate information about the statistical significance of the experiments?

Answer: [NA]

Justification: There are no models in this paper and the algorithm is provably optimal (the best you can do).

Guidelines:

- The answer NA means that the paper does not include experiments.
- The authors should answer "Yes" if the results are accompanied by error bars, confidence intervals, or statistical significance tests, at least for the experiments that support the main claims of the paper.
- The factors of variability that the error bars are capturing should be clearly stated (for example, train/test split, initialization, random drawing of some parameter, or overall run with given experimental conditions).

- The method for calculating the error bars should be explained (closed form formula, call to a library function, bootstrap, etc.)
- The assumptions made should be given (e.g., Normally distributed errors).
- It should be clear whether the error bar is the standard deviation or the standard error of the mean.
- It is OK to report 1-sigma error bars, but one should state it. The authors should preferably report a 2-sigma error bar than state that they have a 96% CI, if the hypothesis of Normality of errors is not verified.
- For asymmetric distributions, the authors should be careful not to show in tables or figures symmetric error bars that would yield results that are out of range (e.g. negative error rates).
- If error bars are reported in tables or plots, The authors should explain in the text how they were calculated and reference the corresponding figures or tables in the text.

8. Experiments Compute Resources

Question: For each experiment, does the paper provide sufficient information on the computer resources (type of compute workers, memory, time of execution) needed to reproduce the experiments?

Answer: [Yes]

Justification: There are wall-time plots in the experiment section.

Guidelines:

- The answer NA means that the paper does not include experiments.
- The paper should indicate the type of compute workers CPU or GPU, internal cluster, or cloud provider, including relevant memory and storage.
- The paper should provide the amount of compute required for each of the individual experimental runs as well as estimate the total compute.
- The paper should disclose whether the full research project required more compute than the experiments reported in the paper (e.g., preliminary or failed experiments that didn't make it into the paper).

9. Code Of Ethics

Question: Does the research conducted in the paper conform, in every respect, with the NeurIPS Code of Ethics <https://neurips.cc/public/EthicsGuidelines?>

Answer: [Yes]

Justification: Yes, it does.

Guidelines:

- The answer NA means that the authors have not reviewed the NeurIPS Code of Ethics.
- If the authors answer No, they should explain the special circumstances that require a deviation from the Code of Ethics.
- The authors should make sure to preserve anonymity (e.g., if there is a special consideration due to laws or regulations in their jurisdiction).

10. Broader Impacts

Question: Does the paper discuss both potential positive societal impacts and negative societal impacts of the work performed?

Answer: [NA]

Justification: The paper gives a lossless compression algorithm. There is no major concern on societal impacts.

Guidelines:

- The answer NA means that there is no societal impact of the work performed.
- If the authors answer NA or No, they should explain why their work has no societal impact or why the paper does not address societal impact.

- Examples of negative societal impacts include potential malicious or unintended uses (e.g., disinformation, generating fake profiles, surveillance), fairness considerations (e.g., deployment of technologies that could make decisions that unfairly impact specific groups), privacy considerations, and security considerations.
- The conference expects that many papers will be foundational research and not tied to particular applications, let alone deployments. However, if there is a direct path to any negative applications, the authors should point it out. For example, it is legitimate to point out that an improvement in the quality of generative models could be used to generate deepfakes for disinformation. On the other hand, it is not needed to point out that a generic algorithm for optimizing neural networks could enable people to train models that generate Deepfakes faster.
- The authors should consider possible harms that could arise when the technology is being used as intended and functioning correctly, harms that could arise when the technology is being used as intended but gives incorrect results, and harms following from (intentional or unintentional) misuse of the technology.
- If there are negative societal impacts, the authors could also discuss possible mitigation strategies (e.g., gated release of models, providing defenses in addition to attacks, mechanisms for monitoring misuse, mechanisms to monitor how a system learns from feedback over time, improving the efficiency and accessibility of ML).

11. Safeguards

Question: Does the paper describe safeguards that have been put in place for responsible release of data or models that have a high risk for misuse (e.g., pretrained language models, image generators, or scraped datasets)?

Answer: [NA]

Justification: There are no models in this paper. The data is already public from previous work.

Guidelines:

- The answer NA means that the paper poses no such risks.
- Released models that have a high risk for misuse or dual-use should be released with necessary safeguards to allow for controlled use of the model, for example by requiring that users adhere to usage guidelines or restrictions to access the model or implementing safety filters.
- Datasets that have been scraped from the Internet could pose safety risks. The authors should describe how they avoided releasing unsafe images.
- We recognize that providing effective safeguards is challenging, and many papers do not require this, but we encourage authors to take this into account and make a best faith effort.

12. Licenses for existing assets

Question: Are the creators or original owners of assets (e.g., code, data, models), used in the paper, properly credited and are the license and terms of use explicitly mentioned and properly respected?

Answer: [Yes]

Justification: All python libraries used for compression and plotting are adequately cited, as well as the data. There are no models in this paper.

Guidelines:

- The answer NA means that the paper does not use existing assets.
- The authors should cite the original paper that produced the code package or dataset.
- The authors should state which version of the asset is used and, if possible, include a URL.
- The name of the license (e.g., CC-BY 4.0) should be included for each asset.
- For scraped data from a particular source (e.g., website), the copyright and terms of service of that source should be provided.

- If assets are released, the license, copyright information, and terms of use in the package should be provided. For popular datasets, paperswithcode.com/datasets has curated licenses for some datasets. Their licensing guide can help determine the license of a dataset.
- For existing datasets that are re-packaged, both the original license and the license of the derived asset (if it has changed) should be provided.
- If this information is not available online, the authors are encouraged to reach out to the asset's creators.

13. **New Assets**

Question: Are new assets introduced in the paper well documented and is the documentation provided alongside the assets?

Answer: [NA]

Justification: There are no new assets.

Guidelines:

- The answer NA means that the paper does not release new assets.
- Researchers should communicate the details of the dataset/code/model as part of their submissions via structured templates. This includes details about training, license, limitations, etc.
- The paper should discuss whether and how consent was obtained from people whose asset is used.
- At submission time, remember to anonymize your assets (if applicable). You can either create an anonymized URL or include an anonymized zip file.

14. **Crowdsourcing and Research with Human Subjects**

Question: For crowdsourcing experiments and research with human subjects, does the paper include the full text of instructions given to participants and screenshots, if applicable, as well as details about compensation (if any)?

Answer: [NA]

Justification: No human subjects were used in the studies of this paper.

Guidelines:

- The answer NA means that the paper does not involve crowdsourcing nor research with human subjects.
- Including this information in the supplemental material is fine, but if the main contribution of the paper involves human subjects, then as much detail as possible should be included in the main paper.
- According to the NeurIPS Code of Ethics, workers involved in data collection, curation, or other labor should be paid at least the minimum wage in the country of the data collector.

15. **Institutional Review Board (IRB) Approvals or Equivalent for Research with Human Subjects**

Question: Does the paper describe potential risks incurred by study participants, whether such risks were disclosed to the subjects, and whether Institutional Review Board (IRB) approvals (or an equivalent approval/review based on the requirements of your country or institution) were obtained?

Answer: [NA]

Justification: No human subjects were used in the studies of this paper.

Guidelines:

- The answer NA means that the paper does not involve crowdsourcing nor research with human subjects.
- Depending on the country in which research is conducted, IRB approval (or equivalent) may be required for any human subjects research. If you obtained IRB approval, you should clearly state this in the paper.

- We recognize that the procedures for this may vary significantly between institutions and locations, and we expect authors to adhere to the NeurIPS Code of Ethics and the guidelines for their institution.
- For initial submissions, do not include any information that would break anonymity (if applicable), such as the institution conducting the review.