

# Overlay Network Construction: Improved Overall and Node-Wise Message Complexity

Yi-Jun Chang\*      Yanyu Chen†      Gopinath Mishra‡

## Abstract

We consider the problem of constructing distributed overlay networks, where nodes in a reconfigurable system can create or sever connections with nodes whose identifiers they know. Initially, each node knows only its own and its neighbors' identifiers, forming a local channel, while the evolving structure is termed the global channel. The goal is to reconfigure any connected graph into a desired topology, such as a bounded-degree expander graph or a well-formed tree with a constant maximum degree and logarithmic diameter, minimizing the total number of rounds and message complexity. This problem mirrors real-world peer-to-peer network construction, where creating robust and efficient systems is desired.

We study the overlay reconstruction problem in a network of  $n$  nodes in two models: GOSSIP-reply and HYBRID. In the GOSSIP-reply model, each node can send a message and receive a corresponding reply message in one round. In the HYBRID model, a node can send  $O(1)$  messages to each neighbor in the local channel and a total of  $O(\log n)$  messages in the global channel. In both models, we propose protocols with  $O(\log^2 n)$  round complexities and  $O(n \log^2 n)$  message complexities using messages of  $O(\log n)$  bits. Both protocols use  $O(n \log^3 n)$  bits of communication, which we conjecture to be optimal.

We obtain improved bounds over prior work:

**GOSSIP-reply:** A recent result by Dufoulon et al. (ITCS 2024) achieved  $O(\log^5 n)$  round complexity and  $O(n \log^5 n)$  message complexity using messages of at least  $\Omega(\log^2 n)$  bits in GOSSIP-reply. With messages of size  $O(\log^2 n)$ , our protocol achieves an optimal round complexity of  $O(\log n)$  and an improved message complexity of  $O(n \log n)$ .

**HYBRID:** Götte et al. (Distributed Computing 2023) showed an optimal  $O(\log n)$ -round algorithm with  $O(\log^2 n)$  global messages per round which incurs a message complexity of  $\Omega(m)$ , where  $m$  is the number of edges in the initial topology. At the cost of increasing the round complexity to  $O(\log^2 n)$  while using only  $O(\log n)$  messages globally, our protocol achieves a message complexity that is independent of  $m$ . Our approach ensures that the total number of messages for node  $v$ , with degree  $\deg(v)$  in the initial topology, is bounded by  $O(\deg(v) + \log^2 n)$ , while the algorithm of Götte et al. requires  $O\left(\deg(v) + \frac{\log^4 n}{\log \log n}\right)$  messages per node.

---

\*National University of Singapore. Email: cyijun@nus.edu.sg

†National University of Singapore. Email: yanyu.chen@u.nus.edu

‡National University of Singapore. Email: gopinath@nus.edu.sg

# Contents

<b>1</b>	<b>Introduction</b>	<b>1</b>
1.1	Models . . . . .	1
1.2	Our contribution and comparison with prior work . . . . .	3
1.2.1	Our result in the GOSSIP-reply model . . . . .	3
1.2.2	Our result in the HYBRID model . . . . .	4
1.2.3	Implication in P2P-CONGEST model . . . . .	5
1.3	Number of bits communicated and our conjecture . . . . .	6
1.4	Related works . . . . .	6
1.5	Organization . . . . .	8
<b>2</b>	<b>Preliminaries</b>	<b>8</b>
<b>3</b>	<b>Star overlay construction in the GOSSIP-reply model</b>	<b>9</b>
<b>4</b>	<b>Well-formed tree overlay construction in the HYBRID model</b>	<b>13</b>
4.1	Subroutines . . . . .	13
4.2	Algorithm . . . . .	14
4.3	Analysis . . . . .	16
<b>A</b>	<b>Tradeoffs between complexity measures</b>	<b>22</b>
<b>B</b>	<b>Expander construction in constant degree network</b>	<b>22</b>
<b>C</b>	<b>Message complexities in prior work</b>	<b>23</b>
<b>D</b>	<b>Converting a rooted tree into a well-formed tree</b>	<b>23</b>

# 1 Introduction

Many of today’s large-scale distributed systems on the Internet, such as peer-to-peer (P2P) and overlay networks, prioritize forming logical networks over relying (only) on the physical infrastructure of the underlying network. In these systems, direct connections between nodes can be virtual, using the physical connections of the Internet, and nodes are considered connected if they know each other’s IP addresses, allowing them to communicate and establish links. Examples of such systems include cryptocurrencies, the Internet of Things, the Tor network, and overlay networks like Chord [SMK<sup>+</sup>01], Pastry [RD01], and skip graphs [AS03]. These networks have the flexibility to reconfigure themselves by choosing which connections to establish or drop. This work focuses on the challenge of efficiently constructing a desired overlay network from any starting configuration of  $n$  nodes, recognizing that the problem has a lower bound of  $O(\log n)$ , since even in an optimal scenario, it takes at least  $O(\log n)$  rounds for two endpoints to connect if the nodes initially form a line.

In this paper, we address the well-explored challenge of efficiently constructing overlay topologies in a distributed manner within reconfigurable networks. This task is crucial in modern P2P networks, where topological properties are vital in ensuring optimal performance. Over the past two decades, numerous theoretical studies [PRU01; LS03; GMS06; CDG05; JP13; APR<sup>+</sup>15], have focused on developing P2P networks that exhibit desirable characteristics such as high conductance, low diameter, and resilience to substantial adversarial deletions. The common approach in these studies is to build a bounded-degree random graph topology in a distributed way, which ensures these properties. This approach leverages the fact that random graphs are likely to be expanders, possessing all the desired attributes [MU05; HLW06]. Random graphs have been extensively used to model P2P networks [PRU01; LS03; MU05; MS06; CDG05; APR<sup>+</sup>12; APR13; AMM<sup>+</sup>13; APR15], and the random connectivity topology has been widely adopted in many contemporary P2P systems, including those underpinning blockchains and cryptocurrencies like Bitcoin [MDV<sup>+</sup>20].

Several works have focused on overlay construction that transforms an arbitrary connected graph into a desired topology [AAC<sup>+</sup>05; GHS<sup>+</sup>17; GHS19; GHS<sup>+</sup>23; DMM<sup>+</sup>24]. While minimizing the number of rounds is the primary objective, reducing the total number of messages exchanged (message complexity) is also crucial. The message complexity in [DMM<sup>+</sup>24] is  $O(n \log^5 n)$ , whereas in other works it is  $\Omega(m)$ , where  $n$  is the number of nodes and  $m$  is the number of edges in the initial topology. In this work, we propose protocols in two models, GOSSIP-reply and HYBRID (defined formally later), that are both round-efficient and communication-efficient. Additionally, our protocol in the HYBRID model optimizes the node-wise message complexity (i.e., the number of messages each node sends and receives based on its degree) compared to the previous work [GHS<sup>+</sup>23].

Before discussing our results and comparing them with previous works, we formally introduce the models in the next section.

## 1.1 Models

We consider synchronous models on a fixed set of nodes  $V$ , where each node has a unique identifier of length  $O(\log n)$ , with  $n = |V|$ . The *local/input* network is represented by a graph  $G = (V, E)$ . Without the loss of generality, we assume that  $G$  is connected. Computation proceeds in synchronous rounds, during which the *global/overlay* network evolves. In each round, nodes can send and receive messages and perform local computations. Unless otherwise specified, messages are  $O(\log n)$  bits.

The network is *reconfigurable* in the sense that if  $u$  knows the identifier of  $v$ , then  $u$  can send a reconfiguration message to  $v$  to establish or drop the communication link. Lastly, we also allow implicit edge deletion since it can be easily implemented by only keeping edges established after

round  $r$ .

In general, we assume that the communication links are reliable, and no messages are dropped when the message capacity of the link is not exceeded. We also assume that there is sufficient memory on each computing node for our algorithm to run correctly and is capable of processing all incoming messages at the start of a round within that same round.

In this paper, as already mentioned, we consider two synchronous models: GOSSIP-reply and HYBRID, formally defined as follows.

**GOSSIP-reply model:** One of the earliest works in overlay construction by Angluin et al. [AAC<sup>+</sup>05] considered a model—now known as the GOSSIP model—where each node is allowed to send only one message per round. Recently, a reply version of this model, the GOSSIP-reply( $b$ ) model, was introduced by [DMM<sup>+</sup>24], where they developed the first communication-efficient protocol.<sup>1</sup> In this model, each node  $v$  can perform the following actions in one round:

1. Send a message of  $O(b)$  bits to a neighbor, where any node whose identifier is known to  $v$  is considered a neighbor of  $v$ . We call this message the *contacting message*.
2. Receive all messages sent to  $v$ . Do some local computation.
3. Send a  $O(b)$ -bit reply to each of the contacting messages.
4. Receive a  $O(b)$ -bit reply. Do some local computation.

Observe that in this model, there will be at most  $2n$  messages sent in each round,  $n$  contacting messages and  $n$  replying messages. Hence, any algorithm with  $O(T)$  round complexity has  $O(nT)$  message complexity.

**HYBRID model:** The hybrid model was proposed in [AHK<sup>+</sup>20] to study shortest path problem and later considered by [GHS<sup>+</sup>23] in the context of overlay construction problem. In this model, the communication is done over both local and global channels. The HYBRID( $\alpha, \beta, \gamma$ ) model is defined by three parameters  $\alpha$ ,  $\beta$ , and  $\gamma$ :

- Each message size is  $O(\alpha)$  bits.
- Each node can send and receive  $O(\beta)$  messages per round to each local neighbor, i.e., the local capacity is  $O(\beta)$ .
- Each node can send and receive  $O(\gamma)$  messages per round to any node whose identifier it knows, i.e., the global capacity is  $O(\gamma)$ .<sup>2</sup>

In this work, we focus on the HYBRID( $\log n, 1, \log n$ ) model, where messages are  $O(\log n)$  bits, the local capacity is  $O(1)$ , and the global capacity is  $O(\log n)$ . Notably, the number of messages a node can send in the local network is proportional to its degree, whereas in the global network, it is bounded by  $O(\log n)$ . A key motivation for differing local and global capacities is the cost assumption: local communications, occurring on the initial topology, are lower cost, while global communications, requiring new link establishment, are higher cost.

In addition to the GOSSIP-reply and HYBRID models, the P2P-CONGEST model has also been widely studied [GHS<sup>+</sup>17; GHS19; GHS<sup>+</sup>23]. In P2P-CONGEST, each node can send and receive up to  $O(\Delta \log n)$  messages of  $O(\log n)$  bits per round, where  $\Delta$  is the maximum degree of any node in the initial topology. It is important to note that HYBRID( $\log n, 1, \log n$ ) is *weaker* than

---

<sup>1</sup>In [DMM<sup>+</sup>24], it is referred to simply as the GOSSIP-based model or the P2P-GOSSIP model.

<sup>2</sup>All  $O(\gamma)$  messages can be directed to a single global neighbor or spread across  $O(\gamma)$  global neighbors.

P2P-CONGEST in the sense that any protocol in HYBRID  $(\log n, 1, \log n)$  can be simulated in the P2P-CONGEST model without asymptotically increasing the round or message complexity asymptotically. Therefore, all results obtained in HYBRID  $(\log n, 1, \log n)$  also apply to P2P-CONGEST.

## 1.2 Our contribution and comparison with prior work

As already mentioned, we focus on designing algorithms in both the GOSSIP-reply and HYBRID models that are efficient in terms of rounds and communication. Additionally, we demonstrate that our protocol for the HYBRID model also achieves improved node-wise message complexity. We also discuss the implication of our result in the HYBRID model in the P2P-CONGEST model. See Appendix A for a discussion on the tradeoffs between different complexity measures and the motivation for studying node-wise message complexity.

Unless otherwise specified explicitly, all of our results including prior works are randomized and succeed *with high probability* (w.h.p.), i.e., with probability at least  $1 - 1/\text{poly}(n)$ .

### 1.2.1 Our result in the GOSSIP-reply model

Our result in the GOSSIP-reply model is summarized in the following theorem. It shows that starting from any arbitrary topology, we can transform it into a star overlay. We then demonstrate how a star overlay can be converted into a desired topology by leveraging the properties of the GOSSIP-reply model.

**Theorem 1.1.** *There is a protocol in the GOSSIP-reply  $(b)$  model that can construct a star overlay in  $O\left(\log n \cdot \max\left(\frac{\log^2 n}{b}, 1\right)\right)$  rounds with  $O\left(n \log n \cdot \max\left(\frac{\log^2 n}{b}, 1\right)\right)$  messages w.h.p.*

Note that building a star topology is similar to doing leader election in the *reconfigurable* network. Observe that when the star topology is constructed, we can treat the distinguished center node in the star as the leader and perform many tasks on the leader node locally. More specifically, in GOSSIP-reply  $(b)$ , we can reconfigure the network from the star topology to any topology whose maximum degree is  $\Delta = O\left(\frac{b}{\log n}\right)$  in  $O(1)$  round.

**Observation 1.2.** *If the initial topology  $G$  is a star, then there is a  $O(\Delta(H))$  round protocol in the GOSSIP-reply  $(b)$  model to construct an overlay network with a desired topology  $H$  whose maximum degree is  $\Delta(H) = O\left(\frac{b}{\log n}\right)$ .*

*Proof.* Firstly, every node except the distinguished center node sends a request message to the center node. Then the center node will compute an assignment of the nodes in the desired topology locally and reply to every node  $v$  with their neighborhood  $N_H(v)$ . Each node then takes  $O(\Delta(H))$  rounds to establish connections with the new neighbors formally. Note that the center node needs to send  $O(\Delta(H) \log n)$  bits to every leaf node. Since  $\Delta(H) = O\left(\frac{b}{\log n}\right)$ , the information that the center node needs to send is  $O(\Delta(H) \log n) = O(b)$  bits, which can be sent in one message.  $\square$

By directly applying Observation 1.2 and Theorem 1.1 with  $b = O(\log^2 n)$  and  $b = O(\log n)$ , separately, we obtain the following corollary.

**Corollary 1.3.** *We obtain the following protocols in the GOSSIP-reply model.*

- (i) *There is a protocol in the GOSSIP-reply  $(\log^2 n)$  model that can construct any constant degree overlay network in  $O(\log n)$  rounds with  $O(n \log n)$  messages w.h.p.*
- (ii) *There is a protocol in the GOSSIP-reply  $(\log n)$  model that can construct any constant degree overlay network in  $O(\log^2 n)$  rounds with  $O(n \log^2 n)$  messages w.h.p.*

**Comparison with [DMM<sup>+</sup>24]:** The algorithm by Dufoulon et al. [DMM<sup>+</sup>24] in the GOSSIP-reply ( $b$ ) model, with  $b = \Omega(\log^2 n)$ , that converts any arbitrary topology into a constant-degree expander in  $O(\log^5 n)$  rounds, with a message complexity of  $O(n \log^5 n)$ . Thus, Corollary 1.3 (i) provides a strict improvement over [DMM<sup>+</sup>24] in both round and message complexity. Additionally, our algorithm can produce any constant-degree overlay, whereas the algorithm of [DMM<sup>+</sup>24] could only construct a constant-degree expander. The comparison of our result in the GOSSIP-reply ( $b$ ) model with that of [DMM<sup>+</sup>24] is also presented in Table 1.

Table 1: Improvements in the GOSSIP-reply ( $b$ ) model.

Reference	$b$	Rounds	Total message complexity	Target topology
[DMM <sup>+</sup> 24]	$\Omega(\log^2 n)$	$O(\log^5 n)$	$O(n \log^5 n)$	$O(1)$ -degree expander
Corollary 1.3 (i)	$O(\log^2 n)$	$O(\log n)$	$O(n \log n)$	Any $O(1)$ -degree graph
Corollary 1.3 (ii)	$O(\log n)$	$O(\log^2 n)$	$O(n \log^2 n)$	Any $O(1)$ -degree graph

### 1.2.2 Our result in the HYBRID model

In the HYBRID ( $\log n, 1, \log n$ ) model, our main result is summarized in the following theorem: we show that starting from any arbitrary initial topology, it is possible to transform the network into a *well-formed tree* (WFT) efficiently. A well-formed tree with  $n$  nodes is defined as one that has a constant maximum degree and a depth of  $O(\log n)$ . Furthermore, we discuss how a well-formed tree can be efficiently converted into a constant-degree expander in HYBRID( $\log n, 1, \log n$ ) model using the results from prior work in [DMM<sup>+</sup>24; GHS<sup>+</sup>23].

**Theorem 1.4.** *There is a protocol in the HYBRID ( $\log n, 1, \log n$ ) model that can construct a well-formed tree overlay from any input graph  $G$  in  $O(\log^2 n)$  rounds with  $O(n \log^2 n)$  messages w.h.p. Moreover, each node  $v$  sends and receives at most  $O(\deg_G(v) + \log^2 n)$  messages throughout the protocol.*

Through minor modifications of the works in [DMM<sup>+</sup>24; GHS<sup>+</sup>23], we restate the following lemma, which enables the efficient transformation of a constant degree overlay network (e.g., a well-formed tree) into a constant degree expander network with constant conductance w.h.p. in the HYBRID( $\log n, 1, \log n$ ) model.

**Lemma 1.5.** [DMM<sup>+</sup>24; GHS<sup>+</sup>23] *Consider the HYBRID( $\log n, 1, \log n$ ) model. For any constant  $\Phi \in (0, 1/10]$ , there is a protocol that takes  $O(\log^2 n)$  round and  $O(n \log^2 n)$  messages to convert a  $O(1)$ -degree overlay network into an  $O(1)$ -degree expander network with conductance at least  $\Phi$ , w.h.p. Moreover, each node  $v$  sends and receives at most  $O\left(\frac{\log^3 n}{\log \log n}\right)$  messages w.h.p.*

The proof of Lemma 1.5 is provided in Appendix B for completeness. By applying Lemma 1.5 after Theorem 1.4, we can construct an expander overlay network in the HYBRID( $\log n, 1, \log n$ ) model in  $O(\log^2 n)$  rounds with  $O(n \log^2 n)$  messages.

**Corollary 1.6.** *There is a protocol in the HYBRID( $\log n, 1, \log n$ ) model that can construct a constant-degree expander graph from any input graph  $G$  in  $O(\log^2 n)$  rounds with  $O(n \log^2 n)$  messages w.h.p. Moreover, each node  $v$  sends and receives at most  $O\left(\deg_G(v) + \frac{\log^3 n}{\log \log n}\right)$  messages.*

**Comparison with [GHS<sup>+</sup>23]:** Götte et al. [GHS<sup>+</sup>23] investigated the problem of overlay reconstruction in the HYBRID( $\log n, 1, \log^2 n$ ) model, aiming to convert an arbitrary initial topology into a well-formed tree or a constant-degree expander. Their algorithm achieved an optimal round complexity of  $O(\log n)$  rounds with a message complexity of  $\Omega(m + n \log^3 n)$ , and the maximum number of messages sent or received by a node of degree  $\deg_G(v)$  is  $O\left(\deg_G(v) + \frac{\log^4 n}{\log \log n}\right)$ , see Appendix C. In comparison, although our result in Theorem 1.4 and Corollary 1.6 require  $O(\log^2 n)$  rounds, it operates in the weaker HYBRID( $\log n, 1, \log n$ ) model. Crucially, the message complexity of our algorithm does not depend on  $m$ , and it achieves better node-wise message complexity compared to [GHS<sup>+</sup>23]. It is important to note, however, that our approach does not lead to an  $O(\log n)$  round algorithm even in the HYBRID( $\log n, 1, \log^2 n$ ) model. The comparison of our result in the HYBRID model with that of [GHS<sup>+</sup>23] is also presented in Table 2. An open question remains: is it possible to achieve the optimal  $O(\log n)$  rounds in the HYBRID( $\log n, 1, \log n$ ) model (or even in the HYBRID( $\log n, 1, \log^2 n$ ) model) with a message complexity of  $O(n \cdot \text{poly}(\log n))$ .

Table 2: Improvements in the HYBRID( $\log n, 1, \gamma$ ) model.

Reference	$\gamma$	Rounds	Message complexity		Target topology
			Total	Node-wise	
[GHS <sup>+</sup> 23]	$O(\log^2 n)$	$O(\log n)$	$\Omega(m + n \log^3 n)$	$O\left(\deg_G(v) + \frac{\log^4 n}{\log \log n}\right)$	WFT/ $O(1)$ -degree expander
Theorem 1.4	$O(\log n)$	$O(\log^2 n)$	$O(n \log^2 n)$	$O(\deg_G(v) + \log^2 n)$	WFT
Corollary 1.6	$O(\log n)$	$O(\log^2 n)$	$O(n \log^2 n)$	$O\left(\deg_G(v) + \frac{\log^3 n}{\log \log n}\right)$	$O(1)$ -degree expander

### 1.2.3 Implication in P2P-CONGEST model

Götte et al. [GHS<sup>+</sup>23] considered two models: P2P-CONGEST and HYBRID( $\log n, 1, \log^2 n$ ), which are not directly comparable. In particular, the result of Götte et al. [GHS<sup>+</sup>23] in HYBRID( $\log n, 1, \log^2 n$ ) does not translate directly to P2P-CONGEST. However, as already mentioned before, any protocol in HYBRID( $\log n, 1, \log n$ ) can be simulated in the P2P-CONGEST model without asymptotically increasing the round or message complexity. Therefore, from Theorem 1.4 and Corollary 1.6, we obtain the following corollary.

**Corollary 1.7.** *There is a protocol in the P2P-CONGEST model that can construct a well-formed tree or a constant-degree expander graph from any input graph  $G$  in  $O(\log^2 n)$  rounds with  $O(n \log^2 n)$  messages w.h.p. Moreover, each node  $v$  sends and receives at most  $O(\deg_G(v) + \log^2 n)$  or  $O\left(\deg_G(v) + \frac{\log^3 n}{\log \log n}\right)$  messages depending on whether the target topology is a well-formed tree or a constant-degree expander graph, respectively.*

**Comparison with [GHS<sup>+</sup>23]:** Götte et al. [GHS<sup>+</sup>23] studied the overlay reconstruction problem in the P2P-CONGEST model, where the goal was to transform an arbitrary initial topology into a well-formed tree. Their solution achieved an optimal round complexity of  $O(\log n)$  with a message complexity of  $\Omega(m \log n + n \log^2 n)$ , and the maximum number of messages sent or received by a node of degree  $\deg_G(v)$  is  $O\left(\deg_G(v) \frac{\log^3 n}{\log \log n}\right)$ , see Appendix C. In contrast, our algorithm, as stated in Corollary 1.7, requires  $O(\log^2 n)$  rounds but notably achieves message complexity independent of  $m$  and improved node-wise message complexity. The comparison of our implication in the P2P-CONGEST model with that of the result of [GHS<sup>+</sup>23] is also presented in Table 3. A key remaining

open question is whether it is possible to attain the optimal  $O(\log n)$  rounds in the P2P-CONGEST model with a message complexity of  $O(n \cdot \text{poly}(\log n))$ .

Table 3: Improvements in P2P-CONGEST model.

Reference	Rounds	Message complexity		Target topology
		Total	Node-wise	
[GHS <sup>+</sup> 23]	$O(\log n)$	$\Theta(m \log^2 n)$	$O\left(\deg_G(v) \cdot \frac{\log^3 n}{\log \log n}\right)$	WFT/ $O(1)$ -degree expander
Corollary 1.7	$O(\log^2 n)$	$O(n \log^2 n)$	$O(\deg_G(v) + \log^2 n)$	WFT
Corollary 1.7	$O(\log^2 n)$	$O(n \log^2 n)$	$O\left(\deg_G(v) + \frac{\log^3 n}{\log \log n}\right)$	$O(1)$ -degree expander

### 1.3 Number of bits communicated and our conjecture

For all of Theorem 1.1, Corollary 1.3, Theorem 1.4, and Corollary 1.6, the total number of bits communicated among the nodes in all protocols is  $O(n \log^3 n)$ . This bound on the communication complexity appears to be *necessary* due to the use of the linear sketch of Ahn, Guha, and McGregor [AGM12].

It has been shown that  $\Omega(n \log^3 n)$  bits of communication are indeed necessary for several applications of the linear sketch of Ahn, Guha, and McGregor [AGM12], such as distributed and sketching spanning forest [NY19] and connectivity [Yu21]. More concretely, in the distributed sketching model, the goal of the connectivity problem is to determine whether an  $n$ -node graph  $G$  is connected, with each of the  $n$  players having access to the neighborhood of a single vertex. Each player sends a message to a central referee, who then decides whether  $G$  is connected. Yu [Yu21] established that for the referee to decide correctly with probability  $1/4$ , the total communication must be at least  $\Omega(n \log^3 n)$  bits.

While our focus in this paper is not on the connectivity problem, there are similarities between connectivity and overlay network construction, where the objective is to transform each connected component into a desired topology, such as a well-formed tree or a bounded-degree expander graph. Once the desired topology is achieved for each connected component, all nodes within the component can agree on a common identifier. Therefore, considering the lower bounds established in [NY19; Yu21], we propose the following conjecture:

*At least  $\Omega(n \log^3 n)$  bits of communication are required among the nodes to transform an arbitrary initial topology into a well-formed tree or a bounded-degree expander graph.*

### 1.4 Related works

Various studies have explored methods for transforming arbitrary connected graphs into specific target topologies, such as expanders and well-formed tree [AAC<sup>+</sup>05; GHS<sup>+</sup>17; GHS19; GHS<sup>+</sup>23; DMM<sup>+</sup>24]. Angluin et al. [AAC<sup>+</sup>05] were among the first to address this problem, demonstrating that any connected graph  $G$  with  $n$  nodes and  $m$  edges can be converted into a binary search tree with depth  $O(\log n)$ . Their algorithm requires  $O(\Delta + \log n)$  rounds and  $O(n(\Delta + \log n))$  messages, where  $\Delta$  is the maximum degree of any node in the initial graph. The model they used allows each node to send only one message per round to a neighbor, and the resulting binary tree can



be further transformed into other desirable structures like expanders, butterflies, or hypercubes. If the nodes are capable of sending and receiving a  $O(\Delta \log n)$  number of messages per round, i.e. in P2P-CONGEST model, there exists a deterministic algorithm that operates in  $O(\log^2 n)$  rounds, as shown in [GHS<sup>+</sup>17]. Recently, this has been improved to  $O(\log^{3/2} n)$  rounds with high probability, as demonstrated in [GHS19] for graphs with  $\Delta$  as polylogarithmic.

Gilbert et al. [GPR<sup>+</sup>20] developed a different approach by designing a distributed protocol that efficiently reconfigures any connected network into a desired topology—such as an expander, hypercube, or Chord—with high probability. Here a node can send messages to all their neighbors in a round, regardless of their degree, resulting in faster communication for higher-degree nodes. Their protocol operates in  $O(\text{polylog } n)$  rounds, utilizing messages of size  $O(\log n)$  bits per link per round and achieving a message complexity of  $\tilde{\Theta}(m)$ .

Götte et al. [GHS<sup>+</sup>23] later introduced an algorithm for constructing a well-formed tree—a rooted tree with constant degree and  $O(\log n)$  diameter—from any connected graph. Their protocol first builds an  $O(\log n)$ -degree expander, which can be further refined into the desired tree structure. The algorithm is optimal in terms of time, completing in  $O(\log n)$  rounds, which aligns with the theoretical lower bound of  $\Omega(\log n)$  for constructing such topologies from arbitrary graphs [GHS<sup>+</sup>23]. However, the message complexity remains  $\tilde{\Theta}(m)$ , as nodes are required to send and receive  $d \log n$  messages per round, where  $d$  is the initial maximum degree. The key innovation in their approach is the use of short random walks to systematically improve the conductance of the graph, ultimately leading to the formation of robust expander structures. Very recently, [DMM<sup>+</sup>24] introduces GOSSIP-reply ( $\log^2 n$ ) model and showed that a constant-degree expander can be constructed starting from any initial topology by spending  $O(\log^5 n)$  rounds and with message complexity  $O(n \log^5 n)$ . This algorithm in [DMM<sup>+</sup>24] is the first protocol that achieves message complexity independent of  $m$ . Note that our result on GOSSIP-reply model (i.e., Corollary 1.3) is a strict improvement over the result of [DMM<sup>+</sup>24] in terms of both round and message complexity.

The HYBRID( $\alpha, \beta, \gamma$ ) model, initially introduced by [AHK<sup>+</sup>20] for studying shortest paths, was further explored by [GHS<sup>+</sup>23], who showed that in the HYBRID( $\log n, 1, \log^2 n$ ) model, an arbitrary topology can be transformed into a well-formed tree within  $O(\log n)$  rounds. The message complexity of their algorithm is  $O(m + n \log^3 n)$ . In contrast, our result in the HYBRID( $\log n, 1, \log n$ ) model (Theorem 1.4) achieves communication efficiency, albeit in  $O(\log^2 n)$  rounds.

Research on overlay construction extends well beyond simple foundational examples, mainly due to the inherently dynamic nature of real-world overlay networks, which are often impacted by churn and adversarial behaviors. This research can be categorized into two primary areas: self-stabilizing overlays and synchronous overlay construction algorithms. Self-stabilizing overlays, which locally detect and correct invalid configurations, are extensively surveyed by Feuilloley et al. [FSS20]. However, many of these algorithms lack definitive communication complexity bounds and provide limited guarantees for achieving polylogarithmic rounds [BGP13; JRS<sup>+</sup>14]. On the other hand, synchronous overlay construction algorithms are designed to preserve the desired network topology despite the presence of randomized or adversarial disruptions, thereby ensuring efficient load balancing and generating unpredictable topologies under certain error conditions [APR<sup>+</sup>15; DGS16; AS18; GHS19]. A significant advancement in this area is made by Gilbert et al. [GPR<sup>+</sup>20], who demonstrated how fast overlay construction can be maintained even in the presence of adversarial churn, assuming the network stays connected and stable for an adequate duration. Additionally, Augustine et al. [AAC<sup>+</sup>05] investigated graph realization problems, focusing on rapidly constructing graphs with specific degree distributions; however, their approach assumes the initial network is arranged as a line, which simplifies the task. The complexity of overlay construction increases when nodes have restricted communication capabilities, prompting research into the Node-Capacitated Clique (NCC) model, where each node can send and receive  $O(\log n)$  messages per round [AGG<sup>+</sup>19].

Within the NCC model, efficient algorithms have been developed for various local problems such as MIS, matching, coloring, BFS tree, and MST [AGG<sup>+</sup>19]. Notably, Robinson [Rob21] established that constructing constant stretch spanners within this model necessitates polynomial time. Similar complexities are encountered in hybrid network models that blend global overlay communication with traditional frameworks like LOCAL and CONGEST, where extensive communication abilities enable solving complex problems like APSP and SSSP effectively, though often with considerable local communication overheads [AHK<sup>+</sup>20; CHL<sup>+</sup>24; KS20; FSS20].

## 1.5 Organization

In Section 2, we present the basic graph terminologies and tools. In Section 3, we present our protocols in the GOSSIP-reply model, proving Theorem 1.1. In Section 4, we present our protocols in the HYBRID model, proving Theorem 1.4. In Appendix A, we discuss the tradeoffs between some complexity measures. In Appendix B, we provide the technical details for constructing a constant-degree expander from a constant-degree overlay. In Appendix C, we analyze the overall and node-wise message complexities of existing protocols. In Appendix D, we provide the technical details for constructing a well-formed tree from a rooted tree.

## 2 Preliminaries

A graph is defined as  $G = (V, E)$ , where  $E \subseteq \binom{V}{2}$ , as the edges are undirected. The graph does not allow self-loops or multi-edges. Let  $n = |V|$  and  $m = |E|$ . The neighborhood of a vertex  $v$  in  $G$  is denoted as  $N_G(v) := \{u \in V \mid \{u, v\} \in E\}$ , and the degree of a vertex  $v$  in  $G$  is defined as  $\deg_G(v) := |N_G(v)|$ . The maximum degree of the graph is represented as  $\Delta(G) = \max_{v \in V} \deg_G(v)$ . The distance  $d(u, v)$  between any two nodes  $u$  and  $v$  is the number of edges in the shortest path between them. The diameter of a graph is the maximum distance between any two nodes in the graph. The set of connected components of  $G$  is denoted as  $\text{CC}(G)$ , and the number of connected components in  $G$  is represented by  $\text{cc}(G)$ .

A star graph, denoted as  $K_{1, n-1} = (V, E)$ , has a distinguished node  $v \in V$  such that an edge  $e = \{u, w\} \in E$  exists if and only if  $v \in e$ . A tree  $T$  is a connected acyclic graph. A rooted tree  $T_v$  is a tree with a distinguished node  $v$  serving as the root. The depth of a rooted tree  $T_v$  is the maximum distance from the root  $v$  to any other node in the tree. A well-formed tree is defined as a rooted tree with a constant maximum degree and a depth of  $O(\log n)$ .

**Expander:** The volume of any subset  $S \subseteq V$  is defined as  $\text{vol}(S) := \sum_{v \in S} \deg_G(v)$ . The conductance of a subset  $S \subseteq V$ , where  $|S| \neq 0$  and  $|S| \neq |V|$ , is given by

$$\Phi_G(S) := \frac{|E(S, V \setminus S)|}{\min(\text{vol}(S), \text{vol}(V \setminus S))},$$

where  $E(S, V \setminus S) := \{\{u, v\} \in E \mid u \in S, v \in V \setminus S\}$  represents the set of edges between  $S$  and its complement.

The conductance of the graph  $G$  is defined as

$$\Phi(G) := \min_{S \subseteq V, S \neq \emptyset, S \neq V} \Phi_G(S).$$

Informally, a graph is considered an expander if it has high conductance. The thresholds commonly used to define high conductance vary by context, including  $1/n^{o(1)}$ ,  $1/\text{polylog}(n)$ , and  $1/O(1)$ . In this paper, we define an expander as a graph with conductance of  $1/O(1)$ .

**Linear graph sketches:** Consider a node set  $V$  where each node has a unique ID from  $\{1, \dots, N\}$ , with  $N$  known to all nodes. For a graph  $G = (V, E)$  and a node  $v \in V$ , the *incidence vector*  $\mathbf{I}_G(v) \in \mathbb{R}^{\binom{N}{2}}$  encodes the presence of edges between  $v$  and other nodes based on their IDs. Specifically, an entry in  $\mathbf{I}_G(v)$  is 1 if an edge  $(u, v)$  exists with  $\text{id}_u > \text{id}_v$ ,  $-1$  if  $\text{id}_u < \text{id}_v$ , and 0 if no edge exists.

To compute the incidence vector for a subset  $S \subseteq V$ , we sum the incidence vectors of the individual nodes, yielding  $\mathbf{I}_G(S) = \sum_{v \in S} \mathbf{I}_G(v)$ . This vector helps identify edges crossing between  $S$  and  $V \setminus S$ . However, due to the large size of  $\mathbf{I}_G(S)$ , using it directly is impractical.

Instead, we use a *linear sketch* [AGM12] or a *graph sketching matrix*  $\mathbf{M}_G \in \mathbb{R}^{k \times \binom{N}{2}}$ , which maps  $\mathbb{R}^{\binom{N}{2}}$  to a smaller vector space  $\mathbb{R}^k$  with  $k = O(\log^2 N)$ . This allows us to compress  $\mathbf{I}_G(v)$  into a smaller sketch vector  $\mathcal{S}_G(v) = \mathbf{M}_G \cdot \mathbf{I}_G(v)$ . It enables uniform sampling of edges crossing  $S$  using  $\mathcal{S}_G(S)$  with only a minor (constant) probability of error, and it allows us to compute  $\mathcal{S}_G(S)$  by aggregating  $\mathcal{S}_G(v)$  for nodes  $v \in S$  without directly computing  $\mathbf{I}_G(S)$ .

To sample an edge uniformly at random from  $E_G(S, V \setminus S)$ , nodes must first agree on  $\Theta(\log^2 n)$  random bits to compute a shared graph sketching matrix  $\mathbf{M}_G$  [AGM12; JST11; PRS18; DMM+24]. Following this, they aggregate the sketch vectors of all nodes in  $S$  and then apply the sampling function  $f_G$  to the resulting sketch vector  $\mathcal{S}_G(S)$ .

**Lemma 2.1** ([AGM12; JST11; PRS18; DMM+24]). *Let  $N = n^c$  be an upper bound on the range of identifiers for the nodes of graph  $G$  and let  $0 < \delta < 1$  be the failure probability. There is a graph sketching matrix  $\mathbf{M}_G \in \mathbb{R}^{k \times \binom{N}{2}}$  and a sampling function  $f_G$  such that for any node subset  $S \subseteq V$ , the aggregate sketch vector  $\mathcal{S}_G(S) = \sum_{u \in S} \mathcal{S}_G(u)$  can be represented using  $O(\log^2(n) \log(1/\delta))$  bits, and  $f_G(\mathcal{S}_G(S))$  samples a (uniformly) random edge in  $E_G(S, V \setminus S)$  with probability at least  $1 - \delta$ .*

### 3 Star overlay construction in the GOSSIP-reply model

We will first explain our algorithm for the GOSSIP-reply model since the general approach used in HYBRID is similar. We draw inspiration from the following existing techniques.

**Boruvka-style cluster merging with efficient inter-cluster edge selection:** We used a Boruvka-style cluster merging approach used in many prior works [DMM+24; GHS+17; AAC+05] while maintaining a simple and useful invariant. We start with each node being a single cluster. In each iteration, we select inter-cluster edges and merge the clusters joined by these edges. By ensuring a constant factor reduction in the number of clusters in each iteration, the process terminates in  $O(\log n)$  iterations. The challenge here is how to quickly select an outgoing edge effectively (effectiveness measured by small round or message complexity). We adopt the linear graph sketching technique first used by [DMM+24] in the overlay network construction context to efficiently sample an outgoing edge from a cluster.

**Selective merging to overcome long chains:** Overall our protocol works by sampling an inter-cluster edge from each cluster and merging clusters joined by sampled edges. Merging can be potentially slow due to the large diameter when the inter-cluster edges form a long chain connecting many clusters. Therefore, we break this chain via a simple coin-flipping technique, where each cluster flips a coin and will only accept a request if the coins of the requesting and requested clusters satisfy a specific condition. This symmetry-breaking technique is used extensively in many parallel and distributed works in problems such as parallel list ranking [CV86] and distributed graph connectivity [Gaz91].

**Faster and simpler merging:** A key difference between our protocol and that of [DMM<sup>+</sup>24] is that we maintain a much simpler and useful invariant (maintaining a star in each cluster) that allows us to aggregate information in a cluster and perform merging among clusters much faster.

**Star overlay construction protocol:** We describe our protocol MERGESTAR to construct a star overlay in the GOSSIP-reply ( $\log^2 n$ ) model. The analysis for the general GOSSIP-reply ( $b$ ) model in Theorem 1.1 is similar.

The algorithm proceeds in  $O(\log n)$  Boruvka-style phases w.h.p. In each phase, a constant factor of clusters is merged into other clusters to form a cluster for the next phase with constant probability. The algorithm starts with each node being a cluster and maintains the following invariant: at the end of each phase, every node in each cluster  $S$  agrees on a leader  $l(S)$ . This is true initially since each node can be the leader of its own cluster. In other words, this invariant implies that each cluster will keep a star overlay topology.

Denote the given input topology as  $G = (V, E)$ . Let  $G_i = (V, E_i)$  be the topology of the overlay network at the end of phase  $i$ . Let  $G_0 = (V, \emptyset)$ , i.e., we start with each node being an isolated node in the overlay network. We refer to a connected component  $C = \left(S, E_i \cap \binom{S}{2}\right) \in \text{CC}(G_i)$  as a cluster in  $G_i$ .<sup>3</sup> An outgoing edge from the cluster  $C$  is an edge in the input graph  $G = (V, E)$  connecting a node in  $S$  to a node outside  $S$  i.e.,  $\text{Out}(C) := E_G(S, V \setminus S) := \{\{u, v\} \in E \mid u \in S \text{ and } v \in V \setminus S\}$  is the set of outgoing edges of the cluster  $C$ .

Each phase consists of three steps. In phase  $i$ , we start with the overlay  $G_{i-1}$ .

1. *Sampling Step:* Each cluster  $C = \left(S, E_i \cap \binom{S}{2}\right)$  samples an outgoing edge  $e$  uniformly from  $\text{Out}(C)$  and a color  $\chi(S) \in \{\text{Blue}, \text{Red}\}$ , and then sends a *merging request* containing the sampled color  $\chi(S)$  to the external node in the sampled edge.
2. *Grouping Step:* Clusters who received *merging requests* decide on which clusters to merge with based on the color and reply either with an *accepting message* or a *rejecting message*. As we have already mentioned, the purpose of the  $\{\text{Blue}, \text{Red}\}$ -coloring is to prevent long chains of *merging requests* slowing down the *Merging Step*.
3. *Merging Step:* Clusters that agree on merging will perform this step to merge the clusters. Each node in these clusters must agree on a new leader to maintain the invariant.

**Sampling step:** In this step, each cluster  $C = \left(S, E_i \cap \binom{S}{2}\right)$  needs to sample an outgoing edge uniformly at random with constant probability. It will take  $\Omega(\Delta)$  rounds if we let each node check if each neighbor is in the same cluster. We will use linear graph sketching as described in Lemma 2.1 with  $\delta = 1/100$  to reduce communication.

First, each node  $u \in S$  sends 1 requests to the leader  $l(S)$  for  $O(\log^2 n)$  true random bits. The distribution of random bits is simpler than [DMM<sup>+</sup>24] by exploiting the replying property. No random walk or PUSH-style information-spreading like [DMM<sup>+</sup>24] is needed.

Then each node  $u$  uses these shared true random bits to locally compute the sketching matrix and hence the sketch vector  $\mathcal{S}_G(u) = \mathbf{M}_G \mathbf{I}_G(u)$ . As we are using Lemma 2.1 with  $\delta = 1/100$ ,  $\mathcal{S}_G(u)$  can be represented using  $O(\log^2 n)$  bits. So, node  $u$  can send  $\mathcal{S}_G(u)$  to the leader in one message.

Lastly, the leader  $l(S)$  samples an outgoing edge by querying the aggregated sketch vector  $\mathcal{S}_G(S) = \sum_{u \in S} \mathcal{S}_G(u)$  and sends a *merging request* along the sampled edge to the destination. Note that this step works correctly with probability 99/100 due to Lemma 2.1, as long as  $cc(G_i) \geq 2$ .

---

<sup>3</sup>Sometimes we also loosely refer to  $S$  as the cluster. This should not cause any confusion since a cluster  $C$  in  $G_i$  is induced by  $S$ .

Additionally, to facilitate the grouping step, the leader  $l(S)$  independently and uniformly samples a color  $\chi(S) \in \{\text{Blue}, \text{Red}\}$  for the cluster  $S$  and sends the 1-bit information along with the *merging request*.

**Grouping step:** The node  $v \in S'$  that received the *merging request* will reply with the leader  $l(S')$ . Then each leader will send the request to other cluster leaders. Since each cluster can only initiate one *merging request*, there will be in total  $c(G_i)$  merging requests. Thus, there can be cycles or long chains in the graph, which can affect merging speed. Thus, we need to break these chains. We do this by making each cluster leader accept a request if and only if it is **Red** and the requesting cluster is **Blue**.

**Merging step:** Note that after the Grouping step, the *merging requests* viewed as edges among clusters will form a star with the **Red** clusters as the centers. We can identify the merged clusters in  $G_{i+1}$  with the **Red** clusters in  $G_i$ . Thus, We can maintain the invariant in each cluster in  $G_{i+1}$  by letting the leader of the **Red** clusters become the new leader of the merged clusters in  $G_{i+1}$ .

Each **Red** leader will reply with its own identifier to the **Blue** leaders. Each **Blue** cluster leader then broadcasts this new leader identifier to the **Blue** cluster members by replying to the cluster members' request. Actions taken by different nodes in the merging step are summarized in Table 4.

Type in $G_i$	Actions in the Merging Step
Cluster member	Send leader update requests to its leader in $G_i$ .
Red leader $u$	Reply to leader update requests with its own identifier.
Blue leader $v$	Received acceptance decision from $u$ ; $\begin{cases} \text{Reply to leader update requests with id}(u) & \text{if } v \text{ is accepted} \\ \text{Reply to leader update requests with id}(v) & \text{if } v \text{ is rejected} \end{cases}$

Table 4: Summary of actions of different nodes in the Merging Step

After this, each node in  $G_{i+1}$  will agree on the same leader (i.e., the **Red** leader), thereby maintaining the invariant.

**Analysis:** We bound the number of phases that the algorithm takes before it terminates w.h.p.

**Lemma 3.1.** *Let  $i \in \mathbb{N}$  such that  $cc(G_i) \geq 2$ . We have  $\mathbb{E}[cc(G_{i+1})] \leq \frac{7}{8}cc(G_i)$ .*

*Proof.* First, observe that in one phase, each cluster has done the sampling step and the grouping step which can affect the number of clusters at the end of the phase.

Let  $X_C$  be the indicator random variable for the event that either  $C$  fails to sample an outgoing edge or the *requesting message* initiated by  $C$  is **rejected**, for each cluster  $C \in CC(G_i)$ . As  $cc(G_i) \geq 2$ , the leader of each cluster  $C \in CC(G_i)$  samples an outgoing edge from  $C$  with probability 99/100. Moreover, note that the requesting message from cluster  $C$  will be accepted with probability 1/4. So, we have

$$\mathbb{E}[X_C] = 1 - \frac{99}{100} \frac{1}{4} = \frac{301}{400}.$$

By linearity of expectation, we have

$$\mathbb{E}[cc(G_{i+1})] = \mathbb{E}\left[\sum_{C \in CC(G_i)} X_C\right] = \sum_{C \in CC(G_i)} \mathbb{E}[X_C] = \frac{301}{400}cc(G_i) \leq \frac{7}{8}cc(G_i). \quad \square$$

**Lemma 3.2.** *The protocol MERGESTAR terminates in  $O(\log n)$  phases w.h.p.*

*Proof.* Let  $t = c \log n$  for some sufficiently large constant  $c$  that we will determine later. Our goal is to show that  $\text{cc}(G_t) = 1$  w.h.p., implying that the protocol terminates in  $O(\log n)$  phases w.h.p. Define  $Y_i := \text{cc}(G_i) - 1$ , where  $i$  is a non-negative integer. Initially, we have  $Y_0 = n - 1$ , and the process terminates in phase  $i$  when  $Y_i = 0$ . We aim to demonstrate that  $Y_t = 0$  w.h.p. Observe that  $Y_0, \dots, Y_t$  form a sequence of random variables that take non-negative integer values.

To achieve this, it suffices to show that  $\mathbb{E}[Y_i] \leq \frac{7}{8}\mathbb{E}[Y_{i-1}]$  for every  $i \in \mathbb{N}$ . We start by establishing that  $\mathbb{E}[Y_i | Y_{i-1}] \leq \frac{7}{8}Y_{i-1}$  for each  $i \in \mathbb{N}$ .

Consider the case when  $Y_{i-1} \geq 1$ , i.e.,  $\text{cc}(G_{i-1}) \geq 2$ . Applying Lemma 3.1, we have:

$$\mathbb{E}[Y_i | Y_{i-1}] = \mathbb{E}[\text{cc}(G_i) | \text{cc}(G_{i-1}) = Y_{i-1} + 1] - 1 \leq \frac{7}{8}(Y_{i-1} + 1) - 1 \leq \frac{7}{8}Y_{i-1}.$$

If  $i$  is such that  $Y_{i-1} = 0$ , then  $Y_i = 0$ . Thus,  $\mathbb{E}[Y_i | Y_{i-1}] \leq \frac{7}{8}Y_{i-1}$  holds trivially. Hence, we can conclude:

$$\mathbb{E}[Y_i] = \mathbb{E}[\mathbb{E}[Y_i | Y_{i-1}]] \leq \mathbb{E}\left[\frac{7}{8}Y_{i-1}\right] = \frac{7}{8}\mathbb{E}[Y_{i-1}], \text{ for all } i \in \mathbb{N}.$$

This implies:

$$\mathbb{E}[Y_t] \leq \left(\frac{7}{8}\right)^t \mathbb{E}[Y_0] = \left(\frac{7}{8}\right)^t \cdot (n - 1).$$

Since  $t = c \log n$ , we choose  $c$  to be sufficiently large such that  $\mathbb{E}[Y_t] \leq \frac{1}{\text{poly}(n)}$ . Applying Markov's inequality, we have  $\Pr[Y_t \geq 1] \leq \frac{1}{\text{poly}(n)}$ . Since  $Y_t$  only takes non-negative integer values, it follows that  $Y_t = 0$  holds w.h.p. Therefore, we conclude that the protocol terminates in  $O(\log n)$  phases w.h.p.  $\square$

Now we are ready to prove Theorem 1.1.

**Theorem 1.1.** *There is a protocol in the GOSSIP-reply ( $b$ ) model that can construct a star overlay in  $O\left(\log n \cdot \max\left(\frac{\log^2 n}{b}, 1\right)\right)$  rounds with  $O\left(n \log n \cdot \max\left(\frac{\log^2 n}{b}, 1\right)\right)$  messages w.h.p.*

*Proof.* The correctness of this algorithm is obvious since a leader is maintained and known to all nodes in the clusters after each phase. Once the algorithm terminates, there will be only one cluster and all nodes will agree on a single leader. Therefore, at the end of the algorithm, we have constructed a star overlay network.

By Lemma 3.2, we know that the algorithm terminates in  $O(\log n)$  phases w.h.p. Now we only need to check that it takes  $O(1)$  rounds in each phase in the GOSSIP-reply ( $\log^2 n$ ) model to conclude that the algorithm terminates in  $O(\log n)$  rounds with high probability. To be exact, we need 5 rounds (described from the point of view of a cluster leader): 1 round to distribute (via replying)  $O(\log^2 n)$  true random bits together with 1 color bit; 1 round to receive all  $O(\log^2 n)$ -bit sketch vectors in the cluster; 1 round to send the *requesting message* and receive the new leader; 1 round to resend the *requesting message* to the cluster leaders and receive an *accepting message* or a *rejecting message*; and 1 round to distribute the new leader identifier to the old cluster members. During this process, every cluster member just keeps sending requests to their old leader for the identifier of the new leader. Except when the

For GOSSIP-reply( $b$ ), where  $b \in O(\log^2 n)$ , we can simulate one round of the above process with  $O\left(\frac{\log^2 n}{b}\right)$  rounds and arrive at our conclusion. The  $O\left(n \log n \cdot \max\left(\frac{\log^2 n}{b}, 1\right)\right)$  messages w.h.p. total message complexity follows from the restriction of the model that at most  $O(n)$  messages are sent in each round.  $\square$

## 4 Well-formed tree overlay construction in the HYBRID model

In this section, we will describe a protocol for well-formed tree (WFT) construction in the HYBRID( $\log n, 1, \log n$ ) model. Due to Lemma 1.5 adapted from results in [GHS<sup>+</sup>23; DMM<sup>+</sup>24], we can convert a well-formed tree overlay to a constant-degree expander overlay via only global communications in the HYBRID( $\log n, 1, \log n$ ) model with an additive  $O(\log^2 n)$  round complexity and additive  $O(\log^2 n)$  messages for each node. Therefore, we will focus on describing the WFT construction protocol.

### 4.1 Subroutines

**Broadcasting in a well-formed tree:** The first subroutine that we used is broadcasting  $O(\log^2 n)$  bits in a well-formed tree. More precisely, broadcasting  $O(\log^2 n)$  bits from any node  $v$  in a well-formed tree means that some information of at most  $O(\log^2 n)$  bits initially known to  $v$  will be known by every node in the well-formed tree.

**Lemma 4.1.** *There is a protocol that takes  $O(\log n)$  rounds,  $O(n \log n)$  messages to broadcast  $O(\log^2 n)$  bits from any node in a well-formed tree of  $n$  nodes in the HYBRID( $\log n, 1, \log n$ ) model. Moreover, each node uses at most  $O(\log n)$  messages.*

*Proof.* We do a simple Breadth-First-style message relaying from any node  $v$ , where on the  $i$ -th step, nodes at distance  $i$  from  $v$  send the message to all adjacent nodes at distance  $i + 1$ . Since a well-formed tree has a constant degree, a node needs to send  $C \log^2 n$  bits in one step. These can be packaged into  $O(\log n)$  messages, which can be sent in one round. Since a well-formed tree has  $O(\log n)$  depth, it has  $O(\log n)$  diameter. Thus, broadcasting from any node only takes  $O(\log n)$  rounds. The message complexity follows from the observation that each node acts in only one step throughout the whole protocol, and sends  $O(\log n)$  messages in one round.  $\square$

**Aggregating graph sketches in a well-formed tree:** We will need to aggregate the graph sketches to the leader node to form a graph sketch of the cluster such that the leader node in the cluster can sample an outgoing edge well-formed tree. By aggregating graph sketches in a well-formed tree, we mean that the sketch of the well-formed tree rooted at  $v$  is computed at the node  $v$ , i.e.,  $\mathcal{S}_G(T_v) = \sum_{u \in T_v} \mathcal{S}_G(u)$ . Like Section 3, we use Lemma 2.1 with  $\delta = 1/100$ . Hence,  $\mathcal{S}_G(T_v)$  can be represented using only  $O(\log^2 n)$  bits.

**Lemma 4.2.** *It takes  $O(\log n)$  rounds and  $O(n \log n)$  messages to aggregate graph sketches in a well-formed tree with  $n$  nodes in the HYBRID( $\log n, 1, \log n$ ) model.*

*Proof.* We can exploit the linearity of graph sketches to reduce the number of messages sent. Each node  $v$  simply does the following: wait until the sketches of all the sub-trees are sent by all of its children; sum up the sub-tree sketches with the sketch vector of  $v$ ; send the sketch vector of the sub-tree rooted at  $v$  to  $v$ 's parent. Denote the sub-tree of  $v$  in the current cluster by  $T(v)$  and denote the children of  $v$   $C(v)$ . Then  $\mathcal{S}_G(T(v)) = \sum_{u \in T(v)} \mathcal{S}_G(u) = \mathcal{S}_G(v) + \sum_{w \in C(v)} \mathcal{S}_G(T(w))$ . Eventually, the root node  $r$  of the cluster  $S$  can compute the aggregate sketch vector  $\mathcal{S}_G(S) = \mathcal{S}_G(T(r))$ .

Since the sketch vector has size  $O(\log^2 n)$  bits, each node can use  $O(\log n)$  messages to send the sketch vector to its parent in one round over the global network. Therefore it takes  $O(\log n)$  for the root to compute the sketch vectors due to the depth of the well-formed tree. Lastly, each node only sends  $O(\log n)$  messages over the course of the protocol. Therefore, the message complexity of the protocol is  $O(n \log n)$ .  $\square$

## 4.2 Algorithm

Now we describe how we build the well-formed tree to prove Theorem 1.4. We call our protocol HYBRIDWFT. The overall structure of the algorithm is similar to that in Section 3. Let  $G_i$  be the graph of the overlay network at the end of the  $i$ -th phase. Denote  $\text{CC}(G_i)$  as the set of connected components of  $G_i$ . A cluster refers to a connected component  $C \in \text{CC}(G_i)$  in the overlay network  $G_i$ . At the start, each node is a cluster, i.e.,  $G_0$  consists only of isolated nodes. The algorithm proceeds in phases where in each phase a constant fraction of the clusters are merged in expectation. At the end of  $O(\log n)$  phases, there will be only one cluster (per connected component of the input graph) w.h.p. We maintain the following invariant in each cluster after each phase: the subgraph induced by each cluster is a well-formed tree (constant-degree,  $O(\log n)$ -depth) that spans the cluster. More specifically, each node in the cluster knows its parent and children, as well as the root in the well-formed tree.

In each phase, there will be 3 major steps. Unless mentioned otherwise, all communications are done over the global channel.

**Sampling step:** This step aims to sample an outgoing edge from each cluster. First, the root  $r$  of each cluster draws  $O(\log^2 n)$  true random bits and broadcasts them by Lemma 4.1 to inform each node in the cluster of the  $O(\log^2 n)$  true random bits. Next, each node  $v$  in the cluster compute a  $O(\log^2 n)$ -bit sketch vector  $\mathcal{S}_G(v)$ . Then we can apply Lemma 4.2 to compute the aggregate sketch vector of the cluster. Next, the root node samples an outgoing edge (from the cluster) with constant probability and samples a random color  $\chi \in \{\text{Red}, \text{Blue}\}$ . Now,  $r$  broadcasts the selected outgoing edge and the color in the cluster.

**Grouping step:** The selected node in each cluster will send a merging request along the selected outgoing edge. The merging request contains the color and the root identifier of the requesting cluster. Since we sample from the local edges, all merging requests will be over the local edges. Then each node receiving a request accepts the request if and only if the accepting cluster is Red and the requesting cluster is Blue. The accepting node sends an accepting message with the identifier of the accepting node via the local edge.

To improve the probability of low local communication, we will need to reduce the effective neighbors of Blue nodes. We do this via the following procedure. Each node  $v$  receiving a request will compute a matching over its rejected neighbors. Then  $v$  will send the *rejecting message* along with their matched *regrouping cluster* to each rejected requesting node. Then each rejected node will send a *regrouping message* to its matched *regrouping cluster* over the global network. The matched pairs will exchange their cluster leader identifier to decide on a new leader based on who has a larger identifier.

**Lemma 4.3.** *The cluster graph  $H^C = (\text{CC}(G_i), E^C)$  is a forest, where  $A, B \in \text{CC}(G_i)$  are adjacent in  $H^C$  if and only if one accepts the other or one is matched with the other. Moreover, each tree in  $H^C$  has a diameter at most 3.*

*Proof.* First, we call the edges from the accepted request  $E_a^C$  and the edges from the matching  $E_m^C$ . Then  $E^C = E_a^C \cup E_m^C$ . Since each cluster only initiates one request and we only accept requests from Blue to Red,  $E_a^C$  induces a forest. Otherwise, there will be a cycle which consists of clusters of alternate colors. Then each cluster will be accepting some requests since each cluster only sends one request. However, this is impossible due to our acceptance rule because each accepting cluster (Red) will not be accepted, and each accepted cluster (Blue) will not be accepting any cluster. Since  $E_m^C$



comes from matching the rejected nodes, and all rejected clusters are not connected by accepting edges,  $H^C$  is a forest.

For the diameter, see that the connected components induced by  $E_a^C$  are stars centered at a Red cluster. This is because each Blue cluster rejects all requests and each request from a Red cluster is rejected. Then, we perform a case analysis for the components connected by  $E_m^C$ . Let  $\{A, B\} \in E_m^C$ . If  $A, B$  are both rejected Blue clusters, then this component has diameter 1. If  $A, B$  are both rejected Red clusters, then this component has a diameter at most 3. If  $A$  is Red and  $B$  is Blue, this component has diameter at most 2.  $\square$

Define  $H = (V, E(G_i) \cup E_a \cup E_m)$ , where  $E_a$  are edges from the *accepting messages* and  $E_m$  are edges from the *regrouping messages*. We call each connected component in  $H$  a grouped cluster in phase  $i$ . Note that each grouped cluster has agreed on a unique leader. We will now perform the merging step to transform each grouped cluster into a well-formed tree.

To illustrate the grouping step clearly, we show a possible execution of the grouping step in Figure 1.

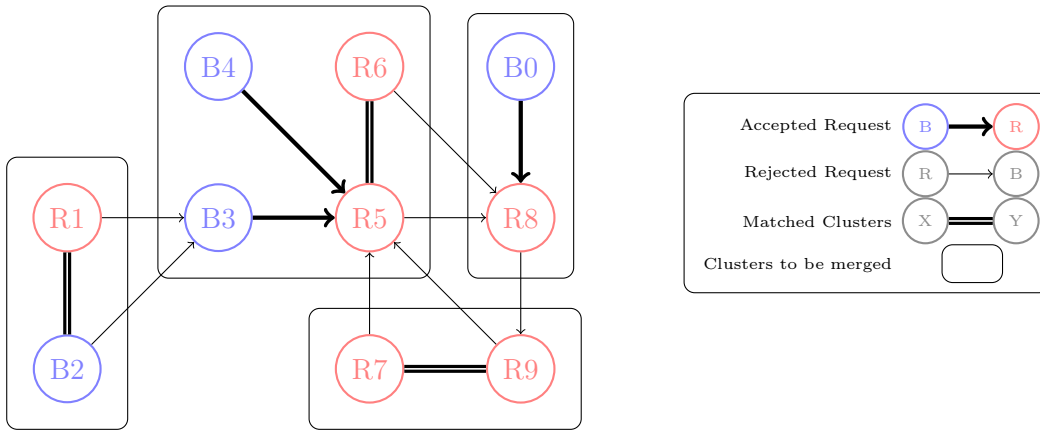


Figure 1: A possible grouping step

**Merging step:** Each node in a cluster that acts on behalf of the leader (to reply to requests) will inform its leader that it is the new leader of a grouped cluster. Each new leader will initiate a re-rooting process via a breadth-first search style broadcast, where each node will change their parent and children according to their distance from the new leader. Those requesting nodes that received an accepting message will re-root the requesting cluster towards the new leader by relaying this broadcast in the requesting cluster.

Let  $v$  be the new leader of the grouped cluster, we now have a tree  $T_v$  rooted at  $v$  after re-rooting.  $T_v$  has depth  $O(\log n)$ , since each original cluster has depth  $O(\log n)$  and  $H^C$  has diameter at most 3 due to Lemma 4.3. However, this tree might have a maximum degree up to  $O(\Delta)$ , due to the accepting edges i.e., edges in  $E_a$ . Therefore, we will perform the following transformation similar to the merging step in [GHS<sup>+</sup>17] to maintain the invariant. First, we transform the tree into a child-sibling tree. Each node  $v$  will sort its children in some arbitrary order and then attach itself at the head of this order. Then for each child  $u$  in this order,  $v$  will send the previous and next node in the order. The last node will receive no next node. In this way, each node keeps at most one child and one sibling. By viewing the sibling as a child, we have constructed a binary tree. Then, we can proceed with the same Euler Tour technique and pointer-jumping technique in [GHS<sup>+</sup>17] and we will get a well-formed tree.

The above steps to construct a well-formed tree after re-rooting are described in more detail in Appendix D, where we show that they can be done deterministically in  $O(\log n)$  rounds with  $O(n \log n)$  messages. Moreover, each node  $v$  uses at most  $O(\deg_G(v) + \log n)$  messages.

### 4.3 Analysis

**Round complexity:** We first show that the process ends in  $O(\log n)$  phases w.h.p., and then we are left to show that each phase takes  $O(\log n)$  rounds. After that, we conclude that the whole algorithm terminates in  $O(\log^2 n)$  rounds with an overlay network topology of a well-formed tree w.h.p.

**Lemma 4.4.** *The above protocol terminates in  $O(\log n)$  phases w.h.p.*

*Proof.* The proof is similar to that of Lemma 3.1 and Lemma 3.2, as the additional matching step of rejected clusters only improves the cluster number reduction.  $\square$

**Lemma 4.5.** *The above algorithm takes  $O(\log n)$  rounds in each phase.*

*Proof.* First, observe that all the following tasks take  $O(\log n)$  rounds due to broadcasting  $O(\log^2 n)$  bits in a well-formed tree by Lemma 4.1: broadcasting  $O(\log^2 n)$  true random bit, broadcasting the sampled outgoing edge and color, informing the leader that it is the leader of the grouped cluster and re-rooting the grouped cluster. Aggregating sketch vectors also takes  $O(\log n)$  rounds due to Lemma 4.2.

Then we look at the rest of the operations one by one. It takes  $O(1)$  round to send and accept a request. Notably, accepting takes  $O(1)$  rounds since accepting messages are sent over the local network and each node can send  $O(1)$  message to each of its neighbors. Moreover, rejecting with *regrouping clusters* takes  $O(1)$  rounds for the same reason since the matching is computed locally. Comparing the new leader over the *regrouping messages* also takes  $O(1)$  round.

Transforming the grouped clusters into a child-sibling tree also takes  $O(1)$  round. This is because, in the grouped clusters, each node only has  $O(1)$  children in the overlay network that they have to contact over the global network. For the child-sibling tree transformation, only  $O(1)$  message per child is needed. Therefore, each node only needs to send  $O(1)$  messages which is below the global capacity. Over the local network, each node is allowed to send  $O(1)$  messages to each of its neighbors, which is enough for our tasks.

The construction of the virtual Euler tour requires  $O(1)$  rounds since the child-sibling tree is a constant degree tree. Lastly, pointer-jumping on the Euler tour takes  $O(\log n)$  rounds to complete.

Overall, all steps are performed within  $O(\log n)$  rounds and there are  $O(1)$  steps in a phase. Therefore, each phase takes  $O(\log n)$  rounds.  $\square$

**Message complexity:** First, we will show that the total number of messages per phase is  $O(n \log n)$ . Then the overall message complexity will be  $O(n \log^2 n)$  w.h.p. since the protocol terminates in  $O(\log n)$  phases w.h.p. according to Lemma 4.4.

**Lemma 4.6.** *Each phase in the above protocol takes  $O(n \log n)$  messages.*

*Proof.* First, we analyze the communication over the local channel. In each phase, local communication will only occur in the set of sampled outgoing edges  $E_r$  whose size is bounded by  $n$ , i.e.,  $|E_r| = |\text{CC}(G_i)| \leq n$ . Moreover, in each phase, there are only 3 steps where we make use of the local channel, namely, requesting, replying, and child-sibling tree transformation. In each of these steps, at most  $O(1)$  messages will be sent in each edge in  $E_r$ . Therefore, there will be almost  $O(n)$  messages sent in the local channel in each phase.

To analyze the communication over the global channel, we first observe that broadcasting  $O(\log^2 n)$  bits in well-formed tree takes  $O(n \log n)$  messages by Lemma 4.1. Then, by Lemma 4.2, it takes  $O(n \log n)$  messages to perform sketch vector aggregation in each phase. Next, each node only sends  $O(1)$  messages in each round of the  $O(\log n)$ -round pointer-jumping. Lastly, the remaining tasks including child-sibling tree transformation and virtual Euler tour construction, take  $O(1)$  messages per node.

In conclusion,  $O(n \log n)$  messages are sent in each phase.  $\square$

**Node-wise message complexity:** Node-wise message complexity refers to the maximum number of messages sent and received for a node over the whole execution of an algorithm. We claim that with high probability every node  $v$  sends and receives at most  $O(\deg_G(v) + \log^2 n)$  messages in our protocol.

**Effective degree reduction:** To achieve low node-wise message complexity w.h.p., simply merging the cluster along sampled inter-cluster edges is not enough. We observe that we need to reduce the number of potential incoming requests to each node by a constant factor in each phase to reduce the node-wise message complexity. To achieve this, we further group and merge the *requested but rejected* clusters of each node. Since each cluster can only send one request per phase, we have successfully reduced the “effective degree” of this node by reducing the number of potential requesting messages to this node in the future.

**Intuition for analysis:** A node can send and receive messages from either the local network or the global network. The difficulty is to analyze the node-wise message complexity on the local network. Intuitively, the number of local messages of a node is small due to two reasons. First, if a request is accepted along an inter-cluster edge, the two clusters connected by this local edge will be merged and no more local communication is required for the remaining rounds of the algorithm’s execution. Second, local neighbors of a particular node  $v$  can be merged into a cluster and hence there will be fewer possible requests sent from them since only one request can be sent from each cluster.

From these intuitions, we define the notion of an *active neighboring cluster* of a node  $v$ . A cluster is said to be a neighbor of  $v$  if there is a vertex in this cluster that is connected to  $v$ . We write  $\mathcal{N}^i(v)$  to denote the set of all neighboring clusters of  $v$  at the start of phase  $i$ . We call the cluster in  $\mathcal{N}^i(v)$  containing  $v$  the *inactive* cluster and the other clusters the *active* clusters, denoted as  $\mathcal{N}_a^i(v)$ . In the following lemma, replying messages refer to *accepting messages* or *rejecting messages* a node sent to *merging requests*.

**Lemma 4.7.** *In the above protocol, any node  $v$  sends a total  $O(\deg(v) + \log n)$  replying messages over the local network before the algorithm terminates w.h.p.*

*Proof.* We assume that the inter-cluster edge sampling behavior is controlled by an oblivious adversary that does not know the random outcome of the color sampling in each cluster.

Suppose at the start of the  $i$ -th phase, the set of active neighboring clusters of  $v$  is  $\mathcal{N}_a^i(v)$ . Suppose further that  $k_i$  active clusters send requests to  $v$  in phase  $i$ , where  $k_i \leq |\mathcal{N}_a^i(v)|$ . Since the algorithm terminates in  $O(\log n)$  phases w.h.p. by Lemma 4.4, and we are aiming for a  $O(\deg(v) + \log^2 n)$  term, we call any phases with  $k_i \leq 1$  a trivial phase, and other phases non-trivial phases. Note that  $v$  replies to a total of no more than  $O(\log n)$  requests in all the trivial phases w.h.p. Now we will assume that  $k_i > 1$  and try to bound the number of replying messages in non-trivial phases.

Let  $Y_i = |\mathcal{N}_a^i(v)|$  be the number of active neighboring clusters of  $v$  at the start of phase  $i$ . If  $v$  is Blue, all of the  $k_i$  requesting clusters will be rejected. Due to the matching mechanism, the number of active neighboring clusters of  $v$  will decrease by  $\lfloor \frac{k_i}{2} \rfloor$ . If  $v$  is Red, we will accept the Blue requests and pair up the rejected requests. Suppose  $p$ -fraction of the requests are rejected and  $(1-p)$ -fraction of the requests are accepted, then the number of active neighboring clusters of  $v$  will decrease by  $\lfloor \frac{pk_i}{2} \rfloor + (1-p)k_i \geq \lfloor \frac{k_i}{2} \rfloor$ . Since  $k_i > 1$ , in any non-trivial phase  $i$ ,  $Y_{i+1} \leq Y_i - \lfloor \frac{k_i}{2} \rfloor \leq Y_i - \frac{k_i}{4}$ .

Suppose the algorithm terminates in  $C \log n$  phases w.h.p., for some constant  $C$ . Define  $T \subseteq [C \log n]$  as the set of trivial phases and  $S = [C \log n] \setminus T$  the set of non-trivial phases. For each  $i \in S$ ,  $Y_{i+1} \leq Y_i - \frac{1}{4}k_i$  implies that  $k_i \leq 4(Y_i - Y_{i+1})$ . The total number of replies sent by  $v$  is as follows.

$$\begin{aligned}
\sum_{i=1}^{C \log n} k_i &= \sum_{i \in S} k_i + \sum_{i \in T} k_i \\
&\leq \sum_{i \in S} 4(Y_i - Y_{i+1}) + O(\log n) \\
&\leq \sum_{i \in [C \log n]} 4(Y_i - Y_{i+1}) + O(\log n) && \text{(Since } Y_i \geq Y_{i+1}\text{)} \\
&\leq 4Y_0 + O(\log n) = O(\deg(v) + \log n) \quad \square
\end{aligned}$$

**Lemma 4.8.** *In the above protocol, any node  $v$  sends a total  $O(\deg_G(v) + \log^2 n)$  messages before the algorithm terminates w.h.p.*

*Proof of Lemma 4.8.* First, we analyze the communication over the global channel. Similar to the analysis for the overall message complexity demonstrated in Lemma 4.6, we can show that each node will only need to send  $O(\log n)$  messages in one phase. This aggregates up to  $O(\log^2 n)$  messages sent in the global channel for each node w.h.p.

Next, we analyze the communication in the local channel. We only need to consider two cases: (1)  $v$  sends a request and is rejected, and (2)  $v$  replies (either reject or accept) other requests sent to it via active local edges. The first case can happen  $O(\log n)$  times since the algorithm terminates in  $O(\log n)$  phases w.h.p. according to Lemma 4.4, giving rise to  $O(\log n)$  messages, which is dominated by the  $O(\log^2 n)$  term.

The number of messages  $v$  sends in case (2) is characterized by Lemma 4.7. Hence we can arrive at our conclusion.  $\square$

Now we are ready to prove Theorem 1.4.

**Theorem 1.4.** *There is a protocol in the HYBRID  $(\log n, 1, \log n)$  model that can construct a well-formed tree overlay from any input graph  $G$  in  $O(\log^2 n)$  rounds with  $O(n \log^2 n)$  messages w.h.p. Moreover, each node  $v$  sends and receives at most  $O(\deg_G(v) + \log^2 n)$  messages throughout the protocol.*

*Proof.* The theorem follows from Lemma 4.4, Lemma 4.6, and Lemma 4.8.  $\square$

## References

- [AAC<sup>+</sup>05] Dana Angluin, James Aspnes, Jiang Chen, Yinghua Wu, and Yitong Yin. Fast construction of overlay networks. In *Proceedings of the seventeenth annual ACM symposium on Parallelism in algorithms and architectures*, pages 145–154, 2005.

- [AGG<sup>+</sup>19] John Augustine, Mohsen Ghaffari, Robert Gmyr, Kristian Hinnenthal, Christian Scheideler, Fabian Kuhn, and Jason Li. Distributed computation in node-capacitated networks. In *The 31st ACM Symposium on Parallelism in Algorithms and Architectures*, pages 69–79, 2019.
- [AGM12] Kook Jin Ahn, Sudipto Guha, and Andrew McGregor. Analyzing graph structure via linear measurements. In *Proceedings of the twenty-third annual ACM-SIAM symposium on Discrete Algorithms*, pages 459–467. SIAM, 2012.
- [AGR05] Emmanuelle Anceaume, Maria Gradinariu, and Aina Ravoaja. Incentives for p2p fair resource sharing. In *Fifth IEEE International Conference on Peer-to-Peer Computing (P2P’05)*, pages 253–260. IEEE, 2005.
- [AHK<sup>+</sup>20] John Augustine, Kristian Hinnenthal, Fabian Kuhn, Christian Scheideler, and Philipp Schneider. Shortest paths in a hybrid network model. In *Proceedings of the Fourteenth Annual ACM-SIAM Symposium on Discrete Algorithms*, pages 1280–1299. SIAM, 2020.
- [AMM<sup>+</sup>13] John Augustine, Anisur Rahaman Molla, Ehab Morsy, Gopal Pandurangan, Peter Robinson, and Eli Upfal. Storage and search in dynamic peer-to-peer networks. In *Proceedings of the Twenty-fifth Annual ACM Symposium on Parallelism in Algorithms and Architectures (SPAA)*, pages 53–62, 2013.
- [APR<sup>+</sup>12] John Augustine, Gopal Pandurangan, Peter Robinson, and Eli Upfal. Towards robust and efficient computation in dynamic peer-to-peer networks. In *Proceedings of the Twenty-third Annual ACM-SIAM Symposium on Discrete Algorithms (SODA)*, pages 551–569, 2012.
- [APR<sup>+</sup>15] John Augustine, Gopal Pandurangan, Peter Robinson, Scott Roche, and Eli Upfal. Enabling robust and efficient distributed computation in dynamic peer-to-peer networks. In *2015 IEEE 56th Annual Symposium on Foundations of Computer Science*, pages 350–369. IEEE, 2015.
- [APR13] John Augustine, Gopal Pandurangan, and Peter Robinson. Fast byzantine agreement in dynamic networks. In *Proceedings of the ACM Symposium on Principles of Distributed Computing (PODC)*, pages 74–83, 2013.
- [APR15] John Augustine, Gopal Pandurangan, and Peter Robinson. Fast byzantine leader election in dynamic networks. In *29th International Symposium on Distributed Computing (DISC)*, volume 9363 of *Lecture Notes in Computer Science*, pages 276–291, 2015.
- [AS03] James Aspnes and Gauri Shah. Skip graphs. In *Proc. of the 14th ACM-SIAM Symposium on Discrete Algorithms (SODA)*, pages 384–393. SIAM, 2003.
- [AS18] John Augustine and Sumathi Sivasubramaniam. Spartan: a framework for sparse robust addressable networks. In *Proc. of the 32nd IEEE International Parallel and Distributed Processing Symposium (IPDPS)*, pages 1060–1069. IEEE, 2018.
- [BGP13] Andrew Berns, Sukumar Ghosh, and Sriram V. Pemmaraju. Building self-stabilizing overlay networks with the transitive closure framework. *Theoretical Computer Science*, 512:2–14, 2013.
- [CDG05] Colin Cooper, Martin E. Dyer, and Catherine S. Greenhill. Sampling regular graphs and a peer-to-peer network. In *Proceedings of the Sixteenth Annual ACM-SIAM Symposium on Discrete Algorithms (SODA)*, pages 980–988. SIAM, 2005.

- [CHL<sup>+</sup>24] Yi-Jun Chang, Oren Hecht, Dean Leitersdorf, and Philipp Schneider. Universally optimal information dissemination and shortest paths in the hybrid distributed model. In *Proceedings of the 43rd ACM Symposium on Principles of Distributed Computing (PODC)*, pages 380–390, 2024.
- [CV86] Richard Cole and Uzi Vishkin. Deterministic coin tossing with applications to optimal parallel list ranking. *Information and Control*, 70(1):32–53, 1986.
- [DGS16] Maximilian Drees, Robert Gmyr, and Christian Scheideler. Churn- and dos-resistant overlay networks based on network reconfiguration. In *Proc. of the 28th ACM Symposium on Parallelism in Algorithms and Architectures (SPAA)*, pages 417–427. ACM, 2016.
- [DMM<sup>+</sup>24] Fabien Dufoulon, Michael Moorman, William K Moses Jr, and Gopal Pandurangan. Time-and communication-efficient overlay network construction via gossip. In *15th Innovations in Theoretical Computer Science Conference (ITCS 2024)*. Schloss-Dagstuhl-Leibniz Zentrum für Informatik, 2024.
- [FSS20] Michael Feldmann, Christian Scheideler, and Stefan Schmid. Survey on algorithms for self-stabilizing overlay networks. *ACM Computing Surveys*, 53(4):1–34, 2020.
- [Gaz91] Hillel Gazit. An optimal randomized parallel algorithm for finding connected components in a graph. *SIAM Journal on Computing*, 20(6):1046–1067, 1991.
- [GHS<sup>+</sup>17] Robert Gmyr, Kristian Hinnenthal, Christian Scheideler, and Christian Sohler. Distributed monitoring of network properties: the power of hybrid networks. In *44th International Colloquium on Automata, Languages, and Programming (ICALP 2017)*. Schloss-Dagstuhl-Leibniz Zentrum für Informatik, 2017.
- [GHS<sup>+</sup>23] Thorsten Götte, Kristian Hinnenthal, Christian Scheideler, and Julian Werthmann. Time-optimal construction of overlay networks. *Distributed Computing*, 36(3):313–347, 2023.
- [GHS19] Thorsten Götte, Kristian Hinnenthal, and Christian Scheideler. Faster construction of overlay networks. In *International Colloquium on Structural Information and Communication Complexity*, pages 262–276. Springer, 2019.
- [GMS06] C. Gkantsidis, M. Mihail, and A. Saberi. Random walks in peer-to-peer networks: algorithms and evaluation. *Performance Evaluation*, 63(3):241–263, 2006.
- [GPR<sup>+</sup>20] Seth Gilbert, Gopal Pandurangan, Peter Robinson, and Amitabh Trehan. Dconstructor: efficient and robust network construction with polylogarithmic overhead. In *Proceedings of the 39th Symposium on Principles of Distributed Computing*, pages 438–447. ACM, 2020.
- [HLW06] Shlomo Hoory, Nathan Linial, and Avi Wigderson. Expander graphs and their applications. *Bulletin of the American Mathematical Society*, 43(4):439–561, 2006.
- [JP13] Tim Jacobs and Gopal Pandurangan. Stochastic analysis of a churn-tolerant structured peer-to-peer scheme. *Peer-to-Peer Networking and Applications*, 6(1):1–14, 2013.
- [JRS<sup>+</sup>14] Riko Jacob, Andréa W. Richa, Christian Scheideler, Stefan Schmid, and Hanjo Täubig. Skip+: a self-stabilizing skip graph. *Journal of the ACM*, 61(6):36:1–36:26, 2014.
- [JST11] Hossein Jowhari, Mert Saglam, and Gábor Tardos. Tight bounds for  $l_p$  samplers, finding duplicates in streams, and related problems. In *Proceedings of the 30th ACM SIGMOD-SIGACT-SIGART Symposium on Principles of Database Systems (PODS)*, pages 49–58, Athens, Greece. ACM, 2011. DOI: [10.1145/1989284.1989289](https://doi.org/10.1145/1989284.1989289).

- [KS20] Fabian Kuhn and Philipp Schneider. Computing shortest paths and diameter in the hybrid network model. In *Proc. of the 39th Annual ACM Symposium on Principles of Distributed Computing (PODC)*, pages 109–118. ACM, 2020.
- [LJH<sup>+</sup>22] Vahid Heidaripour Lakhani, Leander Jehl, Rinke Hendriksen, and Vero Estrada-Galiñanes. Fair incentivization of bandwidth sharing in decentralized storage networks. In *2022 IEEE 42nd International Conference on Distributed Computing Systems Workshops (ICDCSW)*, pages 39–44. IEEE, 2022.
- [LS03] C. Law and K.-Y. Siu. Distributed construction of random expander networks. In *IEEE INFOCOM*, pages 2133–2143, 2003.
- [MDV<sup>+</sup>20] Yifan Mao, Soubhik Deb, Shaileshh Bojja Venkatakrishnan, Sreeram Kannan, and Kannan Srinivasan. Perigee: efficient peer-to-peer network design for blockchains. In *ACM Symposium on Principles of Distributed Computing (PODC)*, pages 428–437, 2020.
- [MS06] Peter Mahlmann and Christian Schindelhauer. Distributed random digraph transformations for peer-to-peer networks. In *Proceedings of the Eighteenth Annual ACM Symposium on Parallelism in Algorithms and Architectures (SPAA)*, pages 308–317, 2006.
- [MU05] Michael Mitzenmacher and Eli Upfal. *Probability and Computing: Randomized Algorithms and Probabilistic Analysis*. Cambridge University Press, 2<sup>nd</sup> edition, 2005.
- [NY19] Jelani Nelson and Huacheng Yu. Optimal lower bounds for distributed and streaming spanning forest computation. In *Proceedings of the Thirtieth Annual ACM-SIAM Symposium on Discrete Algorithms*, pages 1844–1860. SIAM, 2019.
- [PRS18] Gopal Pandurangan, Peter Robinson, and Michele Scquizzato. Fast distributed algorithms for connectivity and mst in large graphs. *ACM Transactions on Parallel Computing (TOPC)*, 5(1):1–22, 2018.
- [PRU01] Gopal Pandurangan, Prabhakar Raghavan, and Eli Upfal. Building low-diameter P2P networks. In *IEEE Symposium on the Foundations of Computer Science (FOCS)*, pages 492–499, 2001.
- [RD01] Antony I. T. Rowstron and Peter Druschel. Pastry: scalable, decentralized object location, and routing for large-scale peer-to-peer systems. In *Proc. of IFIP/ACM International Conference on Distributed Systems Platforms (Middleware)*, pages 329–350. Springer, 2001.
- [Rob21] Peter Robinson. Being fast means being chatty: the local information cost of graph spanners. In *Proceedings of the 15th ACM-SIAM Symposium on Discrete Algorithms (SODA)*, pages 2105–2120. SIAM, 2021.
- [SMK<sup>+</sup>01] Ion Stoica, Robert Tappan Morris, David R. Karger, M. Frans Kaashoek, and Hari Balakrishnan. Chord: a scalable peer-to-peer lookup service for internet applications. In *Proc. of the 2018 Conference of the ACM Special Interest Group on Data Communication (SIGCOMM)*, pages 149–160. ACM, 2001.
- [Yu21] Huacheng Yu. Tight distributed sketching lower bound for connectivity. In *Proceedings of the 32nd Annual ACM-SIAM Symposium on Discrete Algorithms (SODA)*, pages 1856–1873. SIAM, 2021.

## A Tradeoffs between complexity measures

There is a tradeoff among round complexity, message complexity, and balanced communication: If each node in  $G$  is only allowed to send  $O(1)$  messages per round, any algorithm to build a constant-degree overlay  $H$  requires  $\Omega(\Delta(G))$  rounds [AAC<sup>+</sup>05]. To achieve both low round complexity and low message complexity independent of the initial degree of the input graph, certain nodes may need to send many more messages than others. This is observed in our first protocol in the GOSSIP-reply ( $\log^2 n$ ) model in Section 3. Although it achieves optimal round and message complexities, it suffers from high regional communication where some nodes may need to communicate up to  $\Omega(n)$  messages.

**Node-wise message complexity:** Node-wise message complexity can be seen as a measure that quantifies the aforementioned imbalance. The study of node-wise complexity is further motivated by the pursuit of fairness in the P2P network context. An extensive body of work is devoted to designing fair mechanisms to encourage users to contribute to the P2P network [AGR05; LJH<sup>+</sup>22]. However, besides offering incentives, it is essential to guarantee that users will incur low and fair costs when they join the network. A node may be discouraged from joining the network if it may potentially be selected as a crucial node of the network and perform much more work than other participating nodes.

**Communication capacity versus round complexity:** Communication capacity refers to the number of messages sent per node per round. This parameter captures the congestion in real-world networks. Intuitively, algorithms designed with more stringent communication capacity can perform better in real-world networks under congestion. There has been a series of works on improving the round complexity of the overlay network construction problem with more stringent communication capacity. Specifically, Angluin et al. [AAC<sup>+</sup>05] asked if there is an  $O(\log n)$ -round algorithm with  $O(\Delta)$  communication capacity. While Götte et al. [GHS<sup>+</sup>23] answered this question affirmatively for the case that the communication capacity is  $\Theta(\Delta + \log^2 n)$ , in this work we present another tradeoff with  $O(\log^2 n)$  round complexity and  $O(\Delta + \log n)$  communication capacity, see Theorem 1.4 and Corollary 1.6.

## B Expander construction in constant degree network

**Lemma 1.5.** [DMM<sup>+</sup>24; GHS<sup>+</sup>23] *Consider the HYBRID( $\log n, 1, \log n$ ) model. For any constant  $\Phi \in (0, 1/10]$ , there is a protocol that takes  $O(\log^2 n)$  round and  $O(n \log^2 n)$  messages to convert a  $O(1)$ -degree overlay network into an  $O(1)$ -degree expander network with conductance at least  $\Phi$ , w.h.p. Moreover, each node  $v$  sends and receives at most  $O\left(\frac{\log^3 n}{\log \log n}\right)$  messages w.h.p.*

*Proof.* Firstly, we will apply the CREATEEXPANDER procedure from [GHS<sup>+</sup>23] on the global network which uses  $O(\log n)$  rounds and  $O(n \log^2 n)$  messages to convert a constant degree network  $G$  into a  $O(\log n)$ -regular expander network  $H$  with conductance  $\phi \in (0, \frac{1}{2}]$  w.h.p. Note that the round complexity in our HYBRID( $\log n, 1, \log n$ ) model follows since we started with a constant degree graph and we allow  $O(\log n)$  messages to be sent. This aligns with the parameters in [GHS<sup>+</sup>23]. The node-wise message complexity and the message complexity follow by multiplying a  $\log n$  factor since each node is allowed to send  $O(\log n)$  messages per round.

Then, we can apply the EXPANDERDEGREEREDUCTION procedure on the global network from [DMM<sup>+</sup>24] that can convert any  $O(\log n)$ -regular expander graph  $H$  with constant conductance into a bounded-degree expander graph  $H_1$  with conductance  $\Phi \in (0, 1/10]$  w.h.p.



Roughly speaking, in the EXPANDERDEGREEREDUCTION procedure, each node generates  $c = O(1)$  active tokens. Then in each of the  $O(\log n)$  phases, each active token performs  $O(\log n)$  steps of random walks. At the end of a phase, if a token ends in a node with less than  $10c$  tokens, then the token stays in that node, becomes inactive, and informs the source about the inactivity and the destination of this token. Otherwise, the token will perform another  $O(\log n)$ -step random walk in the next phase. Once all tokens become inactive, all nodes establish a link with every other node holding its inactive tokens. See [DMM<sup>+</sup>24] for the proof.

Since each node started with  $c = O(1)$  tokens at the start and the graph is regular, the expected number of tokens at each node  $v$  at each step of the random walk is also  $c = O(1)$  throughout the entire walk. By Chernoff bound, we know that each node will receive at most  $O\left(\frac{\log n}{\log \log n}\right)$  tokens in each round w.h.p. Therefore, the  $O(\log^2 n)$  steps of random walk for each token can be done in  $O(\log^2 n)$  rounds. The node-wise complexity follows by multiplying the number of rounds by the load w.h.p. The algorithm only uses  $O(n \log^2 n)$  messages since we only generate  $cn$  tokens and each token performs at most  $O(\log^2 n)$  steps of random walk. □

## C Message complexities in prior work

In this section, we analyze the overall and node-wise message complexities of the two protocols in [GHS<sup>+</sup>23].

**Algorithm in P2P-CONGEST:** Recall that in the P2P-CONGEST model each node  $v$  can send and receive at most  $\deg(v) \log n$  messages. The protocol consists of  $O(\log n)$  iterations. In each iteration, each node  $v$  creating  $\deg_G(v) \log n$  tokens that do constant length random walk. Since the expected degree-normalized load for each node never increases, by Chernoff bound, each node receives at most  $O\left(\deg_G(v) \frac{\log^2 n}{\log \log n}\right)$  tokens in each round. Hence, the node-wise message complexity is  $O\left(\deg_G(v) \frac{\log^3 n}{\log \log n}\right)$ . The total message complexity is  $\Theta(m \log^2 n)$ , since in each phase, each node generates  $O(\log n)$  constant length random walk for each of its neighbors.

**Algorithm in HYBRID( $\log n, 1, \log^2 n$ ):** The algorithm first transforms the input graph into a  $O(\log n)$ -degree graph via the local network and performs their expander creation algorithm described in the previous paragraph in the global network (which is equivalent to the  $NCC_0$  or the P2P-CONGEST model with maximum degree  $O(\log n)$ ). Each node  $v$  uses  $O(\deg_G(v))$  messages in the transformation step and at most  $O\left(\log n \frac{\log^3 n}{\log \log n}\right) = O\left(\frac{\log^4 n}{\log \log n}\right)$  messages in the second step. The total message complexity is  $\Omega(m + n \log^3 n)$ , since it takes  $\Omega(m)$  messages for the first step and the transformed graph has  $\Theta(n \log n)$  edges.

## D Converting a rooted tree into a well-formed tree

In this section, we provide the details of converting the rooted tree overlay of  $n$  nodes generated by the grouping step of our HYBRIDWFT protocol into a well-formed tree in Section 4.2. After the broadcasting-style re-rooting step, we apply this step to transform the rooted tree into a well-formed tree. This method is relatively folklore and a similar description can be found in [GHS<sup>+</sup>17].

**Goal:** We will demonstrate a deterministic protocol in the  $\text{HYBRID}(\log n, 1, \log n)$  model that constructs a well-formed tree overlay from the rooted tree overlay of  $n$  nodes generated by the grouping step of our  $\text{HYBRIDWFT}$  protocol described in Section 4.2. The protocol costs  $O(\log n)$  rounds and  $O(n \log n)$  messages. Moreover, each node  $v$  sends and receives at most  $O(\deg_G(v) + \log n)$  messages. We first describe the protocol in three steps and then show an analysis.

**Child-sibling tree transformation:** Each node will compute an ordering of its children locally. For example, suppose node  $v$  has children  $u_1, u_2, \dots, u_k$  in order, where  $k$  is the number of children that  $v$  has in the rooted tree.<sup>4</sup> Then to each node  $u_i \in \{u_0, \dots, u_k\}$ ,  $v$  will send the identifier of  $u_{i-1}$ , with the convention that  $u_0 := v$ , to indicate the new “parent/sibling” of  $u_i$ . This step is illustrated pictorially in Figure 2. Now, if we view each incoming arrow as a parent, each node now has at most 2 children and 1 parent.

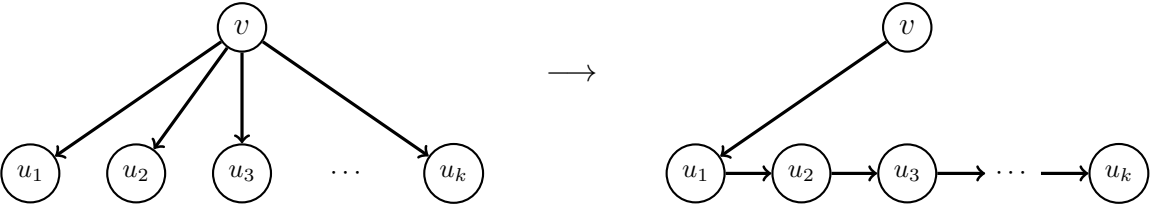


Figure 2: An illustration of the child-sibling tree transformation at node  $v$

**Euler tour technique:** Each node  $v$  internally simulates  $k$  virtual nodes,  $v_1, \dots, v_k$ , where  $k \leq 3$ . Then  $v$  informs its  $k$  neighbors of their 2 adjacent virtual nodes. The adjacency of the virtual nodes is consistent with an in-order traversal of the rooted tree. Since each node is of degree 3 after the child-sibling tree transformation, the in-order traversal will visit each node at most 3 times, thus creating at most 3 virtual nodes. This step is illustrated in Figure 3. After we complete this step, we will have a cycle of virtual nodes where each node has at most 3 virtual copies in this cycle.

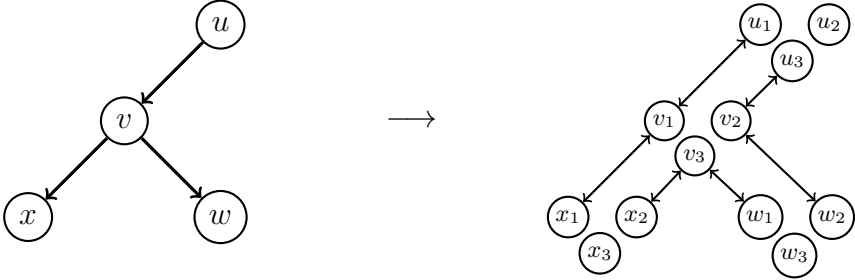


Figure 3: An illustration of the Euler Tour simulation at node  $v$  (other parts of the graph omitted)

**Pointer jumping:** Each node will perform the following for  $\log K$  iteration, where  $K$  is the number of virtual nodes (this number can be determined exactly by performing a broadcast and converge-cast from one of the virtual nodes of the root  $r$ ). We denote  $N_i(v)$  to be the neighborhood  $v$  learned in iteration  $i$ , with  $N_0(v)$  being the initial Euler Tour neighborhood. In iteration  $t$ , each

<sup>4</sup>Note that  $k \leq \max(\deg_G(v), c)$ , where  $\deg_G(v)$  denotes the degree of  $v$  in the local graph and  $c$  is the constant upper bound for the degree of the well-formed tree from the previous iteration.

virtual node will introduce its two neighbors in  $N_{t-1}(v)$  to each other. Thus, in iteration  $t$ , each virtual node will learn about the two virtual nodes that are of distance  $2^t$ . Then, we can start building the well-formed tree. One of the virtual nodes of root  $r$  will start broadcasting along its latest learned neighbors  $N_{\lfloor \log K \rfloor - 1}(r)$ . Then, in iteration  $t$ , each node  $v$  will broadcast along neighbour  $N_{\max(\lfloor \log K \rfloor - 1 - t, 0)}(v)$ . It is easy to show that this process covers all the virtual nodes. After this process is done, we keep only these broadcasting edges. We can see that these broadcasting edges form a binary tree of depth  $O(\log K) = O(\log n)$ . Then, we merge the virtual nodes and we get a graph with degree at most 6 and diameter at most  $O(\log n)$ , since merging does not increase the diameter. Since this resultant may not be a tree, we will perform a breadth-first search from the root  $r$  to finish our construction of the well-formed tree.

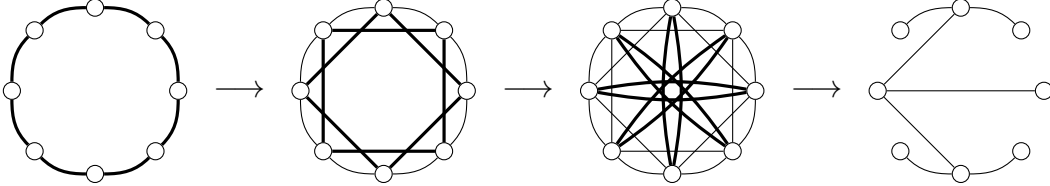


Figure 4: An illustration of the pointer jumping step with 8 virtual nodes

**Analysis:** First, we analyze the round complexity. The child-sibling tree transformation only takes 1 round since each node is only adjacent to a constant number of children over the global network due to the maintenance of the invariant in the previous phrase and each node is allowed to send 1 message to each of its local neighbors. It is also clear that the Euler tour simulation step only takes  $O(1)$  rounds since each node only needs to share a constant number of messages with each of its constant number of neighbors. The pointer jumping step takes  $O(\log n)$  rounds and the breadth-first search style broadcasting takes  $O(\log n)$  steps.

The child-sibling tree transformation takes at most  $O(n)$  messages since each edge is used once and the graph before the transformation is a tree. The Euler Tour simulation also takes at most  $O(n)$  messages since each node only sends a constant number of messages to each node in its neighborhood, which is bounded by 3. Each node sends at most  $O(\log n)$  messages for the pointer jumping steps since each node sends  $O(1)$  messages per iteration for  $O(\log n)$  iterations. Therefore, the above three steps use at most  $O(n \log n)$  messages.

Lastly, each node  $v$  sends at most  $O(\deg_G(v))$  over the local edges (for the child-sibling transformation step) and at most  $O(\log n)$  messages over the global edges. Hence, the above steps have a node-wise complexity of  $O(\deg_G(v) + \log n)$ .