

SIREN IN SIMILARITY - RENDERING

Nan Zhang^{*†} Prafulla Kumar Choubey[◇] Alexander Fabbri[◇] Gabriel Bernadett-Shapiro[◇]
Rui Zhang^{*} Prasenjit Mitra^{*} Caiming Xiong[◇] Chien-Sheng Wu[◇]
^{*}IBM [◇]OR
{njz5124, rmz5227, pmitra}@psu.edu
{pchoubey, afabbri, gbernadettshapiro, cxiong, wu.jason}@salesforce.com

ABSTRACT

Large language models (LLMs) have demonstrated remarkable capabilities in text generation, but their performance on tasks requiring deep understanding and reasoning remains limited. In this paper, we introduce SIREN (Similarity-Induced Reasoning Engine), a novel framework designed to enhance LLM performance on complex tasks. SIREN leverages a similarity-based reasoning mechanism to identify and utilize relevant information from the input, thereby improving the model's ability to generate accurate and coherent responses. We evaluate SIREN on a variety of benchmarks, including natural language inference, question answering, and text classification. Our results show that SIREN significantly outperforms baseline models, particularly in tasks requiring deep reasoning and understanding. The SIREN framework is implemented in a modular and extensible manner, allowing for easy integration with existing LLM architectures. We provide a detailed description of the SIREN architecture and its components, along with experimental results and analysis. The SIREN framework is available as an open-source project at <https://github.com/nanzhang1997/SIREN>.

1 INTRODUCTION

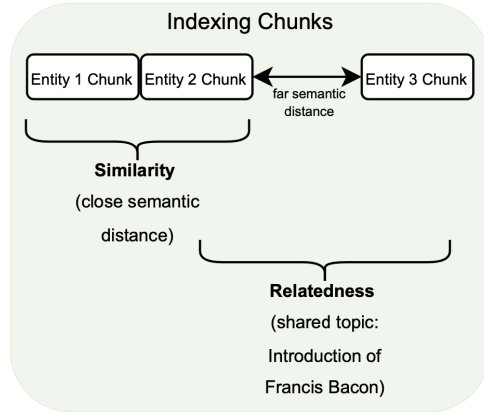
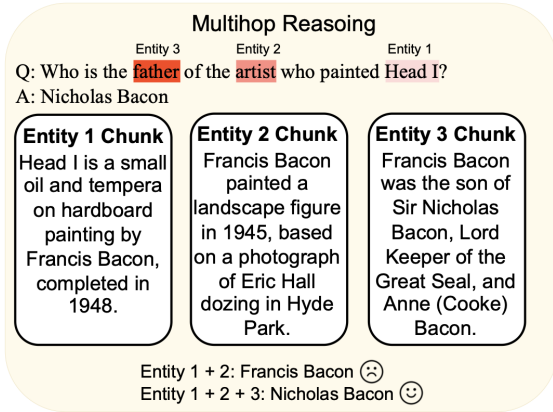
Large language models (LLMs) have demonstrated remarkable capabilities in text generation, but their performance on tasks requiring deep understanding and reasoning remains limited. In this paper, we introduce SIREN (Similarity-Induced Reasoning Engine), a novel framework designed to enhance LLM performance on complex tasks. SIREN leverages a similarity-based reasoning mechanism to identify and utilize relevant information from the input, thereby improving the model's ability to generate accurate and coherent responses. We evaluate SIREN on a variety of benchmarks, including natural language inference, question answering, and text classification. Our results show that SIREN significantly outperforms baseline models, particularly in tasks requiring deep reasoning and understanding. The SIREN framework is implemented in a modular and extensible manner, allowing for easy integration with existing LLM architectures. We provide a detailed description of the SIREN architecture and its components, along with experimental results and analysis. The SIREN framework is available as an open-source project at <https://github.com/nanzhang1997/SIREN>.

Large language models (LLMs) have demonstrated remarkable capabilities in text generation, but their performance on tasks requiring deep understanding and reasoning remains limited. In this paper, we introduce SIREN (Similarity-Induced Reasoning Engine), a novel framework designed to enhance LLM performance on complex tasks. SIREN leverages a similarity-based reasoning mechanism to identify and utilize relevant information from the input, thereby improving the model's ability to generate accurate and coherent responses. We evaluate SIREN on a variety of benchmarks, including natural language inference, question answering, and text classification. Our results show that SIREN significantly outperforms baseline models, particularly in tasks requiring deep reasoning and understanding. The SIREN framework is implemented in a modular and extensible manner, allowing for easy integration with existing LLM architectures. We provide a detailed description of the SIREN architecture and its components, along with experimental results and analysis. The SIREN framework is available as an open-source project at <https://github.com/nanzhang1997/SIREN>.

Large language models (LLMs) have demonstrated remarkable capabilities in text generation, but their performance on tasks requiring deep understanding and reasoning remains limited. In this paper, we introduce SIREN (Similarity-Induced Reasoning Engine), a novel framework designed to enhance LLM performance on complex tasks. SIREN leverages a similarity-based reasoning mechanism to identify and utilize relevant information from the input, thereby improving the model's ability to generate accurate and coherent responses. We evaluate SIREN on a variety of benchmarks, including natural language inference, question answering, and text classification. Our results show that SIREN significantly outperforms baseline models, particularly in tasks requiring deep reasoning and understanding. The SIREN framework is implemented in a modular and extensible manner, allowing for easy integration with existing LLM architectures. We provide a detailed description of the SIREN architecture and its components, along with experimental results and analysis. The SIREN framework is available as an open-source project at <https://github.com/nanzhang1997/SIREN>.

relatedness [similarity](#)

[†]ORCID



Challenges of existing RAG indexing methods for multihop reasoning.

Entity 2 is the father of Entity 1
 Entity 1 is the father of Entity 3
 Entity 2 is the father of Entity 3

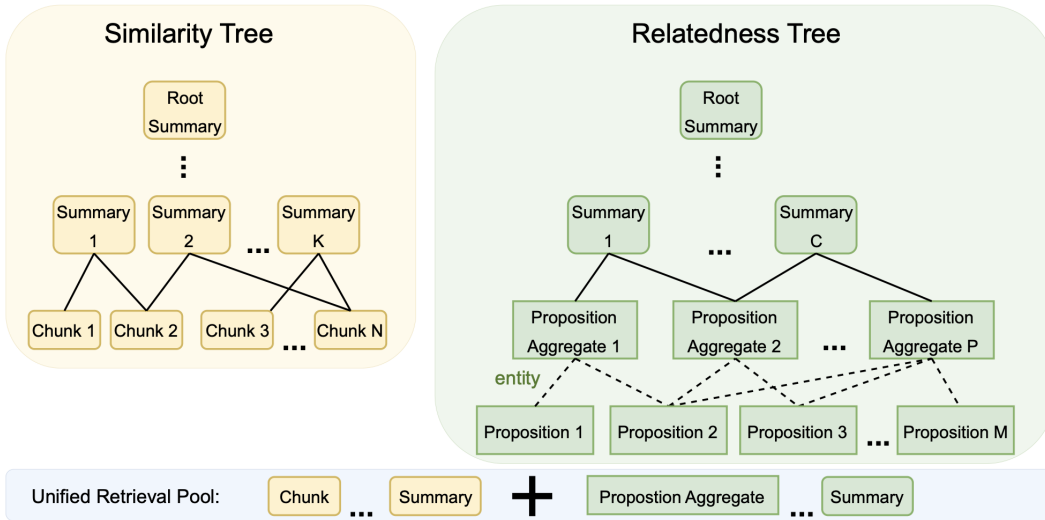
Entity 2 is the father of Entity 1
 Entity 1 is the father of Entity 3
 Entity 2 is the father of Entity 3
 Entity 1 is the father of Entity 2

Entity 2 is the father of Entity 1
 Entity 1 is the father of Entity 3
 Entity 2 is the father of Entity 3
 Entity 1 is the father of Entity 2
 Entity 2 is the father of Entity 1
 Entity 1 is the father of Entity 3
 Entity 2 is the father of Entity 3

Entity 2 is the father of Entity 1
 Entity 1 is the father of Entity 3
 Entity 2 is the father of Entity 3
 Entity 1 is the father of Entity 2
 Entity 2 is the father of Entity 1
 Entity 1 is the father of Entity 3
 Entity 2 is the father of Entity 3

2. RAG

RAG (Retrieval-Augmented Generation) (Lewis et al., 2020).
 (Lewis et al., 2017) (Lewis et al., 2020).
 (Lewis et al., 2020).



2: SIRERAG Tree. (Chen, 2024) (Chen, 2024)
 (Chen, 2024)
 (Chen, 2024)
 (Chen, 2024)

(Chen, 2023;
 Chen, 2023) (Chen, 2023). (Chen, 2023)
 (Chen, 2023)
 (Chen, 2023)
 (Chen, 2023)

IRE (Chen, 2024)

RAG Indexing (Chen, 2020) (Chen, 2020)
 (Chen, 2024), (Chen, 2024)
 (Chen, 2024)
 (Chen, 2024). (Chen, 2024)
 (Chen, 2024)
 (Chen, 2024)
 (Chen, 2024)
 (Chen, 2024)
 (Chen, 2024)

(Chen, 2024),

IRE (Chen, 2024)

3 B (Chen, 2024) S (Chen, 2024) M (Chen, 2024) S (Chen, 2024) R (Chen, 2024)

(Chen, 2024)
 (Chen, 2024)
 (Chen, 2024)
 (Chen, 2024)
 (Chen, 2024)
 (Chen, 2024)
 (Chen, 2024)

(Chen, 2024)

(Chen, 2024), (Chen, 2024)
 (Chen, 2024)
 (Chen, 2024)

11: ~~Table 1~~
~~Table 1~~
~~Table 1~~
~~Table 1~~
~~Table 1~~

	A		B		C	
	1	2	3	4	5	6
1	19.14%	10.70%	13.94%	8.51%	50.15%	68.85%

~~Table 1~~
~~Table 1~~
~~Table 1~~
~~Table 1~~
~~Table 1~~
~~Table 1~~
~~Table 1~~
~~Table 1~~
~~Table 1~~
~~Table 1~~
~~Table 1~~
~~Table 1~~

[1, 2, 3] d
 1-2;" 1-3;" 2-3;"d' 3-5;" B

11: ~~Table 1~~
~~Table 1~~
~~Table 1~~
~~Table 1~~
~~Table 1~~
~~Table 1~~
~~Table 1~~
~~Table 1~~
~~Table 1~~
~~Table 1~~
~~Table 1~~
~~Table 1~~

11: ~~Table 1~~
~~Table 1~~
~~Table 1~~
~~Table 1~~
~~Table 1~~
~~Table 1~~
~~Table 1~~
~~Table 1~~
~~Table 1~~
~~Table 1~~
~~Table 1~~
~~Table 1~~

4 M

11: ~~Table 1~~
~~Table 1~~
~~Table 1~~
~~Table 1~~
~~Table 1~~
~~Table 1~~
~~Table 1~~
~~Table 1~~
~~Table 1~~
~~Table 1~~
~~Table 1~~
~~Table 1~~

4.1 E

~~Table 1~~
~~Table 1~~
~~Table 1~~

12: (12:12:12)
 (12:12:12)
 15: (12:12:12)

	12:12:12		
12:12:12	78.76	78.88	0.005
12:12:12		0.004	

12:12:12 (12:12:12), (12:12:12)
 12:12:12 (12:12:12)
 12:12:12 (12:12:12)
 12:12:12 (12:12:12)
 12:12:12 (12:12:12)

12:12:12 (12:12:12) (12:12:12)
 12:12:12 (12:12:12)
 12:12:12 (12:12:12)
 12:12:12 (12:12:12)
 12:12:12 (12:12:12)
 12:12:12 (12:12:12)
 12:12:12 (12:12:12)
 12:12:12 (12:12:12)

text-embedding-3-small) 12:12:12

12:12:12, (12:12:12)
 12:12:12 (12:12:12)
 12:12:12 (12:12:12)
 12:12:12 (12:12:12)
 12:12:12 (12:12:12)
 12:12:12 (12:12:12)

4.2 Summary

12:12:12 (12:12:12)
 12:12:12 (12:12:12)
 12:12:12 (12:12:12)
 12:12:12 (12:12:12)
 12:12:12 (12:12:12)

e.g., 12:12:12

Modeling Relatedness with Entity-Specific Propositions: 12:12:12

12:12:12 (12:12:12)
 12:12:12 (12:12:12)
 12:12:12 (12:12:12)
 12:12:12 (12:12:12)
 12:12:12 (12:12:12)
 12:12:12 (12:12:12)
 12:12:12 (12:12:12)
 12:12:12 (12:12:12)
 12:12:12 (12:12:12)
 12:12:12 (12:12:12)

E: [REDACTED]
d: [REDACTED]
g: [REDACTED]

D	#E	#P	#E	#P	#E		
					A	M	M
1	11,656	54,605	50,926	20,788	2.74	168	1
2	6,119	27,697	29,490	11,108	2.49	195	1
3	9,221	47,153	46,856	18,278	2.66	165	1

Proposition 1: **[REDACTED]**
Entities: **[REDACTED]**
Proposition 2: **[REDACTED]**
[REDACTED]
Entities: **[REDACTED]**

E: [REDACTED]

Extracting Propositions and Entities from Documents: **[REDACTED]**

[REDACTED]
[REDACTED]
2024), **[REDACTED]** **[REDACTED]**
[REDACTED] ¹ **[REDACTED]**

Meta-Llama-3-70B-Instruct ² (2024), **[REDACTED]**

[REDACTED]

[REDACTED]

[REDACTED]

Mistral-7B-Instruct-v0.3 ³ (2023). **[REDACTED]**

[REDACTED]

[REDACTED]

[REDACTED]

[REDACTED]

[REDACTED]

[REDACTED], **[REDACTED]**

[REDACTED] Drug **[REDACTED]**

proposition 1 **[REDACTED]**

[REDACTED]

[REDACTED]

[REDACTED]

[REDACTED]

From Entity-specific propositions to Relatedness Tree: **[REDACTED]**

[REDACTED]

[REDACTED]

[REDACTED]

[REDACTED]

[REDACTED]

[REDACTED]

[REDACTED]

[REDACTED]

[REDACTED]

[REDACTED]

[REDACTED]

[REDACTED]

IRE ². **[REDACTED]**

¹<https://huggingface.co/datasets/BAAI/IndustryCorpus>

²<https://huggingface.co/meta-llama/Meta-Llama-3-70B-Instruct>

³<https://huggingface.co/mistralai/Mistral-7B-Instruct-v0.3>

4.3 IRRWISSE

The IRRWISSE is a measure of the relative risk of a company's stock returns compared to the market returns. It is calculated as the ratio of the company's beta to the market beta. The IRRWISSE is used to assess the relative risk of a company's stock returns compared to the market returns.

5 EQUITY VALUE

5.1 DCF

The DCF method is used to estimate the value of a company's equity. It involves discounting the expected future cash flows of the company back to their present value. The IRRWISSE is used to adjust the discount rate for the relative risk of the company's stock returns.

5.2 BPS

The BPS method is used to estimate the value of a company's equity based on its book value. It involves dividing the company's book value by the number of shares outstanding. The IRRWISSE is used to adjust the book value for the relative risk of the company's stock returns.

5.3 EV/EBITDA

The EV/EBITDA ratio is used to estimate the value of a company's equity based on its enterprise value and EBITDA. It involves dividing the company's enterprise value by its EBITDA. The IRRWISSE is used to adjust the enterprise value for the relative risk of the company's stock returns.

The EV/EBITDA ratio is used to estimate the value of a company's equity based on its enterprise value and EBITDA. It involves dividing the company's enterprise value by its EBITDA. The IRRWISSE is used to adjust the enterprise value for the relative risk of the company's stock returns.

$$R = \frac{E/A}{E/B} = \frac{E/A}{E/B} \quad (1)$$

The EV/EBITDA ratio is used to estimate the value of a company's equity based on its enterprise value and EBITDA. It involves dividing the company's enterprise value by its EBITDA. The IRRWISSE is used to adjust the enterprise value for the relative risk of the company's stock returns.

5.4 IIR
 5.4 IIR
 5.4 IIR

5.4 IIR

(fewer number of words as possible.)

“answer this question in as

text-embedding-3-small

IIR

6 RQ AN

RQ

- RQ 1: IIR (6.1)?
- RQ 2: IIR (6.2)?
- RQ 3: IIR (6.2)?
- RQ 4: IIR (6.3)?
- RQ 5: IIR (6.4)?

IIR (6.4)

M	M		F		M		F		M		F	
	M	F	M	F	M	F	M	F	M	F	M	F
32.60	43.78				66.40	74.01	59.90	74.29	52.97	64.03		
35.30	47.47	54.90	61.20	58.10	72.48			49.43	60.38			
	12.10	20.22	22.50	27.49	31.70	42.74			22.10	30.15		
	36.40	49.09	53.80	61.45	58.00	73.08			49.40	61.21		
			38.90	52.08	60.40	68.20	62.50	77.36	53.93	65.88		
			40.50	53.08	59.60	67.94	61.70	76.48	53.93	65.83		

6.1 OIR

IIR

IIR

Improvement over baselines IIR

IIR

e.g., 15%

IIR

IIR

IIR

IIR

IIR

IIR

IIR

A	MS				IRE					
	M		F		M		F			
	M	F	M	F	M	F	M	F	M	F
SI	40.50	53.08	59.60	67.94	61.70	76.48	53.93	65.83		
(A) S	37.50	50.38	57.70	65.75	61.20	75.99	52.13	64.04		
(B) S	39.10	51.80	58.10	65.53	60.80	75.26	52.67	64.20		
(C) B	34.70	47.82	53.20	60.22	58.90	73.38	48.93	60.47		
(D) C	33.90	46.19	53.00	59.13	57.00	71.09	47.97	58.80		
(E) E	34.80	47.32	53.50	59.93	56.60	71.84	48.30	59.70		

Entity clustering

Effect of LLM choice

6.2 Analysis

Entity clustering

Findings

Entity clustering

Findings

Findings

Findings

Findings

Findings

References

- Meta Llama Team. 2024. https://github.com/meta-llama/llama3/blob/main/MODEL_CARD.md.
- Shen, Y., and D. Roth. 2017. *Proceedings of the 55th Annual Meeting of the Association for Computational Linguistics (Volume 1: Long Papers)*, p1870–1879, 2017. <https://doi.org/10.18653/v1/P7-1171>. <https://aclanthology.org/P17-1171>.
- Shen, Y., and D. Roth. 2023. *arXiv preprint arXiv:2312.06648*, 2023.
- Shen, Y., and D. Roth. 2024. *arXiv preprint arXiv:2410.16597*. <https://arxiv.org/abs/2410.16597>.
- Shen, Y., and D. Roth. 2024. *arXiv preprint arXiv:2404.16130*, 2024.
- Shen, Y., and D. Roth. 2024. *arXiv preprint arXiv:2312.10997*. <https://arxiv.org/abs/2312.10997>.
- Shen, Y., and D. Roth. 2024. *arXiv preprint arXiv:2405.14831*, 2024.
- Shen, Y., and D. Roth. 2020. *Proceedings of the 28th International Conference on Computational Linguistics*, p 66096625, 2020. <https://doi.org/10.18653/v1/2020.coling-main.580>. <https://aclanthology.org/2020.coling-main.580>.
- Shen, Y., and D. Roth. 2024. *Findings of the Association for Computational Linguistics: EMNLP 2024*, p14231–14244, 2024. <https://doi.org/10.18653/v1/2024.findings-emnlp.831>. <https://aclanthology.org/2024.findings-emnlp.831>.
- Shen, Y., and D. Roth. 2023. *arXiv preprint arXiv:2310.06825*. <https://arxiv.org/abs/2310.06825>.
- Shen, Y., and D. Roth. 2020. *Proceedings of the 2020 Conference on Empirical Methods in Natural Language Processing (EMNLP)*, p67696781, 2020. <https://doi.org/10.18653/v1/2020.emnlp-main.550>. <https://aclanthology.org/2020.emnlp-main.550>.
- Shen, Y., and D. Roth. 2024. *arXiv preprint arXiv:2407.01370*, 2024.

PLV EP MR bP NK N

U BK U Mv WY HR

U BR

U BK U Mv WY HR

U BK U Mv WY HR dHh(e),

Advances in Neu-

ral Information Processing Systems, 33, p 94599474. U h

2020. U https://proceedings.neurips.cc/paper_files/paper/2020/file/6b493230205f780e1bc26945df7481e5-Paper.pdf.

U BK U Mv WY HR

U BK U Mv WY HR

Transactions of the

Association for Computational Linguistics, 12:157473, 2024.

U BK U Mv WY HR

U BK U Mv WY HR

arXiv preprint arXiv:2303.03608, 2023.

U BK U Mv WY HR

U BK U Mv WY HR

arXiv preprint arXiv:2110.04518, 2021.

U BK U Mv WY HR

U BK U Mv WY HR

U BK U Mv WY HR

Proceedings of the 18th Conference of the European Chapter of the Association for Computational Linguistics (Volume 1: Long Papers), p28032815,

6 U M 2024. U U

<https://aclanthology.org/2024.eacl-long.171>.

U BK U Mv WY HR

U BK U Mv WY HR

U BK U Mv WY HR

Findings of the As-

sociation for Computational Linguistics: EACL 2023, p883893, U M

2023. U U [10.18653/v1/2023.findings-eacl.65](https://aclanthology.org/2023.findings-eacl.65). U

<https://aclanthology.org/2023.findings-eacl.65>.

U BK U Mv WY HR

U BK U Mv WY HR

U BK U Mv WY HR

U BK U Mv WY HR

Proceedings of the 2022 Conference of the North

American Chapter of the Association for Computational Linguistics: Human Language Technologies, p53365358, U M 2022. U U

U U [10.18653/v1/2022.naacl-main.391](https://aclanthology.org/2022.naacl-main.391). U

<https://aclanthology.org/2022.naacl-main.391>.

U BK U Mv WY HR

U BK U Mv WY HR

U BK U Mv WY HR

Findings of the Association for Computational Linguistics: EMNLP

2023, p56875711, U M 2023. U U

U U [10.18653/v1/2023.findings-emnlp.378](https://aclanthology.org/2023.findings-emnlp.378). U

<https://aclanthology.org/2023.findings-emnlp.378>.

U BK U Mv WY HR

U BK U Mv WY HR

SIGIR'94: Proceedings of the Seventeenth Annual

International ACM-SIGIR Conference on Research and Development in Information Retrieval, organised by Dublin City University, p232241. U 1994.

U BK U Mv WY HR

U BK U Mv WY HR

U BK U Mv WY HR

Proceedings of the 2022

Conference of the North American Chapter of the Association for Computational Linguistics: Human Language Technologies, p37153734, U M 2022. U

U U [10.18653/v1/2022.naacl-main.272](https://aclanthology.org/2022.naacl-main.272). U

<https://aclanthology.org/2022.naacl-main.272>.

arXiv:2401.18059, 2024.

arXiv preprint

Proceedings of

the 2022 Conference on Empirical Methods in Natural Language Processing, p82738288,

2022.

doi:10.18653/v1/2022.emnlp-main.566.

https://aclanthology.org/2022.emnlp-main.566.

2023.

2023.

https://arxiv.org/abs/2210.01296.

2024.

2024.

https://arxiv.org/abs/2401.15391.

2022.

2022.

2108.00573.

https://arxiv.org/abs/2108.00573.

2024.

2024.

2024.

https://arxiv.org/abs/2407.01219.

2018.

2018.

2018.

Proceedings of the 2018 Conference on Empirical Methods in Natural Language Processing, p2369–

2380, 2018.

doi:10.18653/v1/D18-1259.

https://aclanthology.org/D18-1259.

2023.

2023.

2023.

https://arxiv.org/abs/2209.10063.

2002.

2002.

Abstraction, Reformulation, and Approximation: 5th International Symposium, SARA 2002 Kananaskis, Alberta, Canada August 2–4, 2002 Proceedings 5, p316323.

A A N A

D R

A N

C S

-T E

I N

Multiple Sclerosis

Journal of Multiple Sclerosis

Volume 19(12)

December 2013

ISSN: 1352-1875

SIREN: 1352-1875

Volume 19(12)

B A

E N

O R

N S -I N

M S

Journal of Multiple Sclerosis

Volume 19(12)

December 2013; January 2014

ISSN: 1352-1875

IREN


```
## Instructions
1. Group sentences based on their topic and abstractiveness.
2. For each sentence group define metadata consisting of topic and the abstractiveness level.
3. There are two abstractiveness levels:
  a. low: sentences describe fine-grained details about the topic
  b. high: sentences gives an overview of the topic, summarizing fine-grained details.
4. Ensure that each group consists of contiguous sentences.
5. Respond using the below json format.
{
  "group_1":
  {
    "sentences": [list of sentence ids],
    "topic": "topic of the group",
    "abstractiveness": "high"
  },
  "group_2":
  {
    "sentences": [list of sentence ids],
    "topic": "topic of the group",
    "abstractiveness": "low"
  },
  "group_3":
  {
    "sentences": [list of sentence ids],
    "topic": "topic of the group",
    "abstractiveness": "high"
  }
}
```

5: ~~10/10~~

Previous paragraph from Document:

a. The total amount of the loan is \$20,000. The interest rate is 6% per annum. The loan is to be repaid in 10 equal annual installments. The first payment is due at the end of the first year.

Instruction:

- Calculate the amount of each annual payment.
- Calculate the total amount of interest paid over the term of the loan.
- Calculate the total amount of principal repaid over the term of the loan.

Paragraph:

The total amount of the loan is \$20,000. The interest rate is 6% per annum. The loan is to be repaid in 10 equal annual installments. The first payment is due at the end of the first year.

Output:

The amount of each annual payment is \$2,580.00. The total amount of interest paid over the term of the loan is \$10,477.80. The total amount of principal repaid over the term of the loan is \$9,522.20.

Previous paragraph from Document:

a. The total amount of the loan is \$20,000. The interest rate is 6% per annum. The loan is to be repaid in 10 equal annual installments. The first payment is due at the end of the first year.

Instruction:

- Calculate the amount of each annual payment.
- Calculate the total amount of interest paid over the term of the loan.
- Calculate the total amount of principal repaid over the term of the loan.

Paragraph:

The total amount of the loan is \$20,000. The interest rate is 6% per annum. The loan is to be repaid in 10 equal annual installments. The first payment is due at the end of the first year.

Output:

6: 11/16

e.g., 11/16

Extract all facts from the document. For each fact, also generate all mentioned named entities.

Instructions

- Generate only the most informative name for each named entity. Example: if John P., Parker, John Parker are coreferential, only generate John Parker.
- Consistently use the most informative name for each named entity in all facts.
- You must not include pronouns or ambiguous references in facts. Directly include all relevant named entities.
- Respond using json format provided below:

```
{
  "f1": {
    "fact": "A factual statement describing important information (preferably about some entities) from the paragraph",
    "entities": ["entity 1", "entity 2", "entity 3"]
  },
  "f2": {}
}
```

Below is an example for reference.

Paragraph: Locked in a heated battle with Novo Nordisk's semaglutide franchise, Eli Lilly's tirzepatide is beginning to come into its own—both with regards to sales and amid attempts to show the dual GIP/GLP-1 agonist can strike out beyond diabetes and obesity. As Mounjaro, tirzepatide won its first FDA nod in Type 2 diabetes back in May 2022. An obesity approval followed last November, with that formulation of tirzepatide adopting the commercial moniker Zepbound. In 2023's fourth quarter, Mounjaro generated a whopping \$2.2 billion in sales, a nearly eight-fold increase over the \$279 million it pulled down during the same stretch in 2022. Year-to-date, the drug brought home around \$5.2 billion in revenues. Lilly said in an earnings release Tuesday, Zepbound, for its part, generated \$175.8 million during its first quarter on the market. Overall, Lilly reeled in around \$9.4 billion in fourth-quarter sales, growing 28% over the \$7.3 billion it made for the quarter in 2022.

Entities: Eli Lilly, Novo Nordisk, Tirzepatide, Semaglutide, dual GIP/GLP-1 agonist, FDA, Mounjaro, Zepbound, diabetes, Type 2 diabetes, Obesity

```
Output:
{
  "f1": {
    "fact": "Eli Lilly's tirzepatide is competing with Novo Nordisk's semaglutide franchise.",
    "entities": ["Eli Lilly", "Novo Nordisk", "tirzepatide", "semaglutide"]
  },
  "f2": {
    "fact": "Eli Lilly is trying to show tirzepatide, the dual GIP/GLP-1 agonist, can strike out beyond diabetes and obesity.",
    "entities": ["tirzepatide", "dual GIP/GLP-1 agonist", "diabetes", "obesity"]
  },
  "f3": {
    "fact": "Tirzepatide, under the brand name Mounjaro, received its first FDA approval for Type 2 diabetes in May 2022.",
    "entities": ["tirzepatide", "Mounjaro", "FDA", "Type 2 diabetes"]
  },
  "f4": {
    "fact": "Tirzepatide, under the brand name Zepbound, received an obesity approval in November 2022.",
    "entities": ["tirzepatide", "Zepbound", "obesity"]
  },
  "f5": {
    "fact": "Mounjaro generated $2.2 billion in sales in the fourth quarter of 2023, an eight-fold increase from the $279 million during the same period in 2022.",
    "entities": ["Mounjaro"]
  },
  "f6": {
    "fact": "Mounjaro brought in around $5.2 billion in revenues year-to-date in 2023, Lilly said in an earnings release Tuesday.",
    "entities": ["Mounjaro", "Eli Lilly"]
  },
  "f7": {
    "fact": "Zepbound generated $175.8 million in sales in its first quarter on the market.",
    "entities": ["Zepbound"]
  },
  "f8": {
    "fact": "Eli Lilly's fourth-quarter sales were around $9.4 billion, a 28% increase over the $7.3 billion during the same period in 2022.",
    "entities": ["Eli Lilly"]
  }
}
```

Remember to put the response in code block and do not generate any extra information only the JSON output.

7: 10:00