

On the formation of super-Jupiters: Core Accretion or Gravitational Instability?

Max Nguyen^{1*} and Vardan Adibekyan²

^{1*}Leland High School, 6677 Camden Avenue, San Jose, CA 95120, USA.

² Instituto de Astrofísica e Ciências do Espaço, Universidade do Porto, CAUP, Rua das Estrelas, 4150-762 Porto, Portugal.

*Corresponding author(s). E-mail(s): MaxHungNguyen@gmail.com;
Contributing authors: vadibekyan@astro.up.pt;

Abstract

The Core Accretion model is widely accepted as the primary mechanism for forming planets up to a few Jupiter masses. However, the formation of super-massive planets remains a subject of debate, as their formation via the Core Accretion model requires super-solar metallicities. Assuming stellar atmospheric abundances reflect the composition of protoplanetary disks, and that disk mass scales linearly with stellar mass, we calculated the total amount of metals in planet-building materials that could contribute to the formation of massive planets. In this work, we studied a sample of 172 Jupiter-mass planets and 93 planets with masses exceeding $4 M_{\oplus}$. Our results consistently demonstrate that planets with masses above $4 M_{\oplus}$ form in disks with at least as much metal content as those hosting planets with masses between 1 and $4 M_{\oplus}$, often with slightly higher metallicity, typically exceeding that of the proto-solar disk. We interpret this as strong evidence that the formation of very massive Jupiters is feasible through Core Accretion and encourage planet formation modelers to test our observational conclusions.

Keywords: Planet hosting stars, Methods: statistical, Chemical abundances, Exoplanet formation

1 Introduction

There are two widely discussed models for the formation of massive planets: Core Accretion (CA) ([Pollack et al, 1996](#)) and Gravitational Instability (GI) ([Boss, 1997](#)).

The well-established correlation between giant planets and host star metallicity (Santos et al, 2001; Fischer and Valenti, 2005) supports CA as the primary formation mechanism for these planets. However, this correlation appears to hold primarily for planets with masses up to approximately $4 M_{J_{\oplus}}$. Adibekyan et al (2013) examined the metallicity distributions of stars hosting planets with masses between 1 and $4 M_{J_{\oplus}}$ (hereafter referred to as Jupiters) and those hosting more massive planets between 4 and about $13 M_{J_{\oplus}}$ (hereafter referred to as super-Jupiters). Although their analysis showed that the hosts of super-Jupiters tend to be slightly less metallic, the difference was not statistically significant.

Santos et al (2017b) found that stars hosting Jupiters generally have higher metallicities than field stars (stars without planets) of similar mass. In contrast, the hosts of super-Jupiters share a similar metallicity distribution with field stars of comparable mass. The authors suggested that Jupiters likely form via CA, whereas super-Jupiters may form through GI. In a subsequent study, Adibekyan (2019) found that giant planets both above and below $4 M_{J_{\oplus}}$ orbiting solar-type dwarfs are preferentially metal-rich. However, Adibekyan (2019) observed differences in the metallicity distribution among host stars with masses greater than $1.5 M_{\odot}$, leading to a proposal that the planet formation mechanism is influenced more by environmental factors, such as metallicity and disk mass, rather than planet mass alone.

Interestingly, based on the assumption that sub-stellar objects can be distinguished by the metallicity of their host stars, Schlaufman (2018) proposed that the boundary between objects formed through CA and GI lies between 4 and $10 M_{J_{\oplus}}$.

The aforementioned results are somewhat contradictory, highlighting the complexity of understanding how super-Jupiters form (see also Narang et al, 2018; Maldonado et al, 2019). One key limitation of these studies is the use of iron abundance ($[\text{Fe}/\text{H}]$) as a proxy for overall metallicity, which may not fully capture the true metal content of the protoplanetary disks. This simplification could obscure the underlying mechanisms of planet formation. As a result, there is a clear need to address this open question and further investigate how super-massive planets form, taking into account a more comprehensive estimate of the total metal content in protoplanetary disks. In this manuscript, we aim to contribute to this effort by considering the total metal content in the disks.

2 Sample

We began by selecting planets with masses between 1 and 13 Jupiter masses from the NASA Exoplanet Archive (NEA, DOI:10.26133/NEA12). The upper limit of $13 M_{J_{up}}$ was chosen as it approximately corresponds to the lower mass boundary for brown dwarfs (Spiegel et al, 2011). Out of a total of 5747 confirmed planets in the NEA, we selected 483 planets with Radial Velocity measurements and with relative uncertainties on mass of less than 50%¹.

¹We considered the 'pl_bmassj' which is the best planet mass estimate available at NEA, in order of preference: $\text{Mass}, M \sin(i) / \sin(i)$, or $M \sin(i)$, depending on availability.

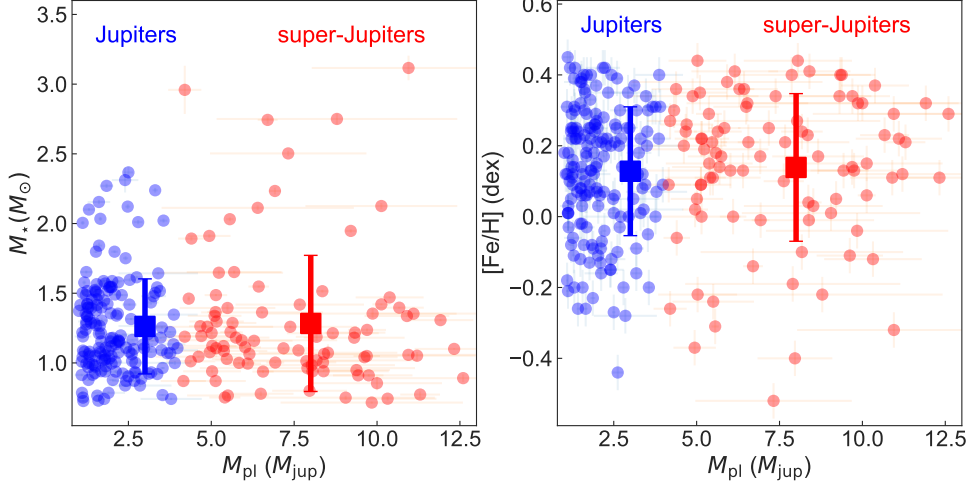


Fig. 1 Planetary masses as a function of host star mass (left panel) and host star metallicity (right panel). The blue and red small circles represent Jupiters and super-Jupiters, respectively. The large blue and red squares indicate the mean and standard deviation for Jupiters and super-Jupiters, respectively.

To obtain stellar parameters and host star masses, we cross-matched the list of host stars with the SWEET-Cat database (Santos et al, 2013; Sousa et al, 2024)². This resulted in a sample of 428 massive planets orbiting 396 stars.

To obtain the stellar abundances of the host stars, we cross-matched this list with the Hypatia Catalog (Hinkel et al, 2014), a compilation of stellar abundances for nearby stars. We focused on host stars with available abundances of C, O, Mg, Si, and Fe, as these elements are crucial for determining the metal content of planet-building materials. As evident from the APOGEE data, the Galaxy has not yet enriched in metals beyond $[X/H] \sim 0.6$ dex, where X represents one of the elements we considered (e.g. Ratcliffe et al, 2023). Therefore, we selected only stars with $[X/H] < 0.6$, which allowed us to exclude four targets with potentially inaccurate abundances, such as HIP 88414 with $[C/H] = 1.41$ dex.

Our final sample consists of 172 Jupiter-mass planets orbiting 152 stars, along with 93 super-Jupiters orbiting 88 host stars. Their distribution on the $M_{\text{pl}} - M_{\text{star}}$ and $M_{\text{pl}} - [\text{Fe}/\text{H}]$ is displayed on Figure 1. The hosts cover a wide range of metallicity, stellar masses, and evolutionary stages ($1.76 < \log g < 4.8$ dex).

The abundances in the Hypatia Catalog are compiled from various sources and are not derived homogeneously. We compared the iron abundances from the Hypatia Catalog with those determined homogeneously in the SWEET-Cat database. We selected only the abundances with homogeneous determinations by setting the SWFlag to 1 in the SWEET-Cat database. The mean difference between the two databases is -0.03 ± 0.05 dex, which is comparable to the mean uncertainty of $[\text{Fe}/\text{H}]$ in the SWEET-Cat database (0.03 dex).

²<http://sweetcat.iaastro.pt/>

3 Metals in the protoplanetary disk

We used the solar reference values from [Asplund et al \(2021\)](#) to convert the relative abundances (C, O, Mg, Si, and Fe) of the host stars into absolute abundances. We then used these abundances to estimate the total mass fraction of heavy elements (Z) of the planet forming blocks, following the stoichiometric model presented in [Santos et al \(2017a\)](#). Here we assume that the stellar atmospheric composition reflects the composition of the protoplanetary disk. Based on the solar abundances from [Asplund et al \(2021\)](#), the model predicts a Z_{\odot} of 1.25% for the planet-building blocks in the Solar System. Since the Hypatia Catalog does not provide uncertainties for the abundances, we adopted the median uncertainties from a sample of ~ 1100 stars observed with high-resolution HARPS spectra: $\sigma_C = 0.09$ dex, $\sigma_O = 0.11$ dex, $\sigma_{Mg} = 0.07$ dex, $\sigma_{Si} = 0.04$ dex, and $\sigma_{Fe} = 0.02$ dex ([Adibekyan et al, 2012c](#); [Delgado Mena et al, 2021](#)). A Monte Carlo approach was used to estimate the uncertainties in Z .

It is important to note that we use present-day stellar abundances as a proxy for the primordial composition of protoplanetary disks. Some astrophysical processes, such as atomic diffusion, can alter a star’s surface composition as it evolves (e.g. [Deal et al, 2018](#)), meaning the present-day abundances may differ from their primordial values. However, as we recently demonstrated in [Adibekyan et al. \(2024, A&A, submitted\)](#), while the individual abundances of elements can change significantly over the evolution of FGK stars, the abundance ratios of rock-forming elements remain relatively constant. This consistency supports the validity of using present-day stellar abundances to infer the composition of protoplanetary disks.

As a measure of the metal fraction in the protoplanetary disk, Z is independent of the disk mass. To calculate the total amount of metals (Z_{total}) in the disks, one could multiply Z by the protoplanetary disk mass. However, since these disks dissipated long ago, their masses cannot be directly determined. Despite significant progress in recent years toward understanding the relationship between protoplanetary disk masses and stellar properties, a robust quantitative expression for this relationship remains elusive. Both linear (e.g., [Andrews et al, 2013](#); [Mohanty et al, 2013](#)) and super-linear (e.g., [Ansdell et al, 2016](#); [Pascucci et al, 2016](#)) relationships between disk mass and stellar mass have been proposed, with substantial scatter around these trends (e.g., [Fiorellino et al, 2023](#); [Guzmán-Díaz et al, 2023](#); [Manara et al, 2023](#); [Liu et al, 2024](#)).

Given the uncertainties in this relationship, we considered two approaches. Our primary approach assumes a linear relationship between protoplanetary disk mass and stellar mass, achieved by multiplying Z by the stellar mass in units of solar mass. For the Solar System, this results in $Z_{\text{total}} = 1.25$. The uncertainties in Z_{total} were determined by propagating the errors associated with Z and stellar mass, while ignoring the unknown uncertainties related to the disk mass–stellar mass relationship.

Additionally, given the substantial dispersion ($\sigma_{\text{disk}} \sim 0.6\text{--}0.9$ dex) observed in disk mass for a given stellar mass (see discussion in [Manara et al, 2023](#)), we also adopted a conservative approach to estimate Z_{total}^* and its uncertainty. Since the dispersion is symmetric in the logarithmic scale, we calculated the total metal content as

$$Z_{\text{total}}^* = \log(Z \times M_{\text{star}}) \times \sigma_{\text{disk}},$$

where σ_{disk} represents the dispersion, assumed to be 0.8 dex.

To account for the uncertainties in Z and M_{star} for each target, as well as the dispersion σ_{disk} , we employed a Monte Carlo approach to generate a distribution for Z_{total}^* . Specifically, we drew 10,000 samples for Z and M_{star} from Gaussian distributions parameterized by their respective uncertainties. Additionally, σ_{disk} was sampled from a log-normal distribution centered at 1 with a standard deviation of 0.8 dex. The mean of the resulting Z_{total}^* distribution was adopted as the best estimate, while its standard deviation was taken as the uncertainty. It is important to note that the uncertainties are primarily driven by σ_{disk} , with the contributions from the uncertainties in Z and M_{star} being virtually negligible.

4 Results

Figure 1 shows that, overall, the host stars of Jupiters and super-Jupiters exhibit similar distributions of stellar mass and metallicity. The mean stellar mass of the hosts of Jupiters is 1.26 ± 0.34 (0.01)³, while for super-Jupiters, it is 1.28 ± 0.48 (0.01). The mean [Fe/H] values for the two samples are 0.13 ± 0.18 dex for Jupiters and 0.14 ± 0.21 dex for super-Jupiters. A two-sample t-test (implemented via `scipy.stats.ttest_ind`) was conducted to assess whether these mean values differ significantly, yielding p-values of 0.6 for stellar mass and 0.7 for metallicity, indicating no statistically significant differences.

Additionally, we performed Kolmogorov-Smirnov (KS) and Anderson-Darling (AD) tests to evaluate whether the distributions of stellar masses and metallicities for the two samples come from the same parent distribution. Both tests produced p-values greater than 0.25, further suggesting that the stellar masses and metallicities of super-Jupiters and Jupiters are not drawn from different parent populations.

These findings differ from earlier studies that suggested hosts of super-Jupiters are slightly less metal-rich (e.g. Santos et al, 2017b; Schlaufman, 2018), particularly for more massive stars (Adibekyan, 2019). We tested our results using only the homogeneously determined metallicities from SWEET-Cat, and the results remained consistent. Therefore, the observed differences likely stem from the updated sample used in this work. Notably, the mean values obtained in both the current and previous studies are not significantly different.

The left panel of Figure 2 presents the relation between Z and planetary mass. Super-Jupiters show a slightly higher average Z than Jupiters, with values of 1.79 ± 0.58 (0.01) compared to 1.63 ± 0.58 (0.01). To assess the statistical significance of this difference, we conducted a two-sample t-test, which resulted in a p-value of 0.035, just below the conventional threshold for statistical significance. We also applied KS and AD tests to investigate whether the Z_{total} distributions of the two groups come from the same parent population. The tests yielded p-values of 0.031 and 0.037, respectively, indicating the possibility of a distinction between the distributions.

In the right panel of Figure 2 we show how Z_{total} varies with planetary mass. We observe that only 13% (12 out of 93) of super-Jupiters and 15% (25 out of 172) of Jupiters have Z_{total} values below the proto-solar disk level. The average Z_{total} for

³Values in parentheses represent the standard error of the mean.

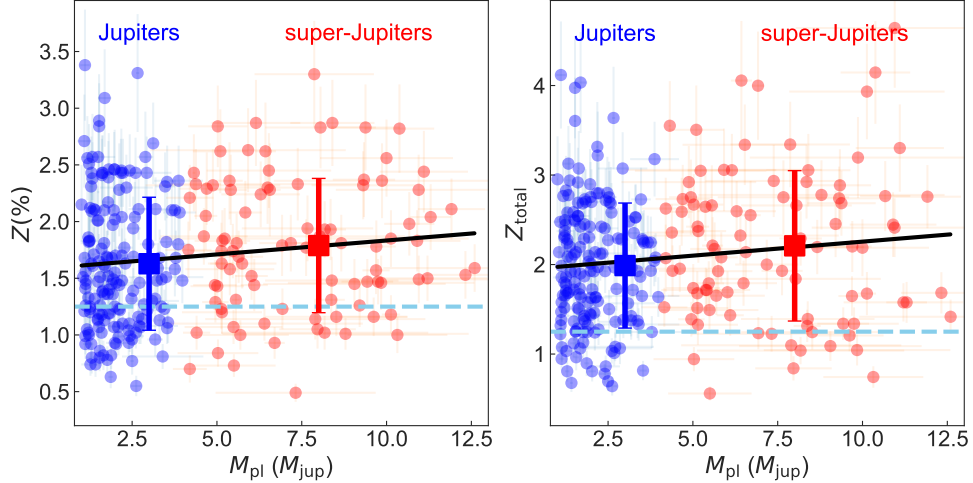


Fig. 2 Metal mass fraction (left panel) and total metal content (right panel) of the protoplanetary disk as a function of planetary mass. Blue and red circles represent Jupiters and super-Jupiters, respectively, while large blue and red squares show the mean values and standard deviations for each group. Black lines show the linear regression results, and the sky-blue dashed lines indicate the Z and Z_{total} values for the Solar System.

super-Jupiters is slightly higher than that for Jupiters: 2.21 ± 0.84 (0.01) compared to 1.99 ± 0.69 (0.01). A two-sample t-test gives a p-value of 0.023, indicating a statistically significant difference. The KS and AD tests further suggest that the Z_{total} distributions of super-Jupiters and Jupiters differ, returning p-values of 0.034 and 0.042, respectively.

To further explore the relationship between planetary mass and the total amount of metals available in the protoplanetary disk, we applied Ordinary Least Squares (OLS) regression using `statsmodels.regression.linear_model.OLS`. The resulting fit is shown as a solid line in Figure 2. A slight correlation is observed (slope = 0.031 ± 0.016), with a p-value of 0.048 from the F-statistic, indicating a potentially statistically significant relationship.

To fully account for the uncertainties in both planetary mass and Z_{total} , we performed a MC test. Assuming Gaussian distributions for the uncertainties in these parameters, with means centered on their respective values, we randomly drew values for Z_{total} and M_{pl} for the targets. We then split the sample into Jupiters and super-Jupiters based on the criteria outlined in the manuscript, using a boundary at $4 M_{\text{Jup}}$. Subsequently, we performed KS and AD tests, as well as a two-sample t-test, to compare the mean values of Z_{total} . We conducted 10,000 such realizations. In less than 50% of cases, the p-values from the aforementioned tests were below the standard significance threshold of 0.05. Therefore, this test does not support the hypothesis that the two samples have statistically distinct distributions or mean values of Z_{total} . However, in only 1 out of 10,000 realizations, the mean value of Z_{total} for super-Jupiters was smaller than that for Jupiters.

Additionally, we repeated this entire test, but instead of assuming a linear relationship between disk mass and stellar mass, we assumed a superlinear relationship with a power of 1.5. In only 4 realizations was Z_{total} for super-Jupiters smaller than that for Jupiters.

Figure 3 shows Z_{total}^* as a function of planetary mass, also displaying the mean values and standard deviations for the two groups. We repeated the same MC test, but for Z_{total}^* . In over 94% of realizations, the p-values for the KS test, AD test, and two-sample t-test were above the typical significance threshold of 0.05. Additionally, in about 64% of realizations, the mean values of Z_{total}^* for super-Jupiters were higher than those for Jupiters. These results, suggesting similar distributions for the two samples, are expected given the sensitivity of the test to the uncertainties and the large uncertainties associated with Z_{total}^* .

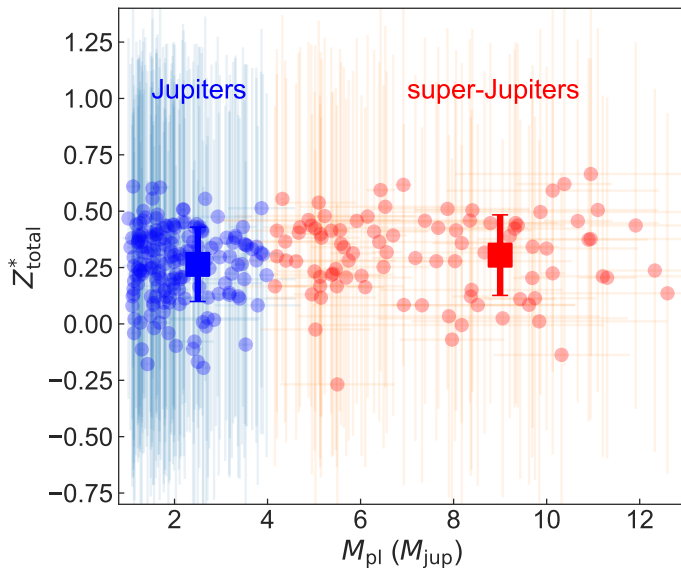


Fig. 3 Total metal content (Z_{total}^*) of the protoplanetary disk as a function of planetary mass. Blue and red circles represent Jupiters and super-Jupiters, respectively, while large blue and red squares show the mean values and standard deviations for each group.

We note that there are 10 systems with planets present in both the Jupiter and super-Jupiter groups. These systems were not excluded when performing the statistical tests. However, excluding them does not affect the outcomes of the tests.

5 Discussion and Conclusion

Iron abundance can be used as a proxy for overall metallicity in stars with approximately solar metallicity. However, at lower $[\text{Fe}/\text{H}]$, stars tend to be enriched (relative to iron) in elements such as carbon, oxygen, magnesium, and silicon (e.g. [Adibekyan et al, 2012a](#); [Bensby et al, 2014](#); [Delgado Mena et al, 2021](#)), all of which are crucial

for the formation of massive planets. Therefore, especially at low iron abundances, the total mass fraction of heavy elements should be used to estimate the metal content (e.g. [Gonzalez, 2009](#); [Adibekyan et al, 2012b](#)).

The observational evidence that Jupiter-mass planets tend to form around stars with high metallicity (typically $[\text{Fe}/\text{H}]$ has been used as a proxy as a proxy) supports their formation via CA (e.g. [Ida and Lin, 2004](#); [Mordasini et al, 2012](#)). Our results show that super-massive planets typically form in disks with even slightly higher metal content, mostly exceeding that of the proto-solar disk. This suggests that the formation of super-massive planets is feasible through the CA mechanism.

The observational evidence that Jupiter-mass planets tend to form around stars with high metallicity (typically $[\text{Fe}/\text{H}]$ has been used as a proxy as a proxy) supports their formation via CA (e.g. [Ida and Lin, 2004](#); [Mordasini et al, 2012](#)). Although some of the statistical tests we performed did not support the hypothesis that the distributions or mean values of Z_{total} and Z_{total}^* for Jupiters and super-Jupiters are statistically different, the results consistently demonstrate that super-massive planets form in disks with at least as much metal content as those that host Jupiters, and often with even slightly higher metallicity, generally exceeding that of the proto-solar disk. This suggests that the formation of super-massive planets is feasible through the CA mechanism.

Interestingly, we also observed 12 super-Jupiters with Z_{total} values lower than the proto-solar value, and we did not identify any clear pattern distinguishing these targets from the other super-Jupiters. The formation of such massive planets in sub-solar metallicity protoplanetary disks is challenging to explain solely through CA ([Mordasini et al, 2012](#)), but could potentially be accounted for by GI ([Matsukoba et al, 2023](#)).

In summary, our findings provide strong evidence that super-massive planets can form through CA. Nevertheless, further theoretical modeling is needed to understand the formation of such planets in metal-poor disks (see e.g. [Matsukoba et al, 2023](#)), particularly around massive stars, and we encourage such studies to confirm our observational conclusions.

The ongoing Gaia mission ([Gaia Collaboration et al, 2016](#)) and the upcoming PLATO mission (PLANetary Transits and Oscillations of Stars, [Rauer et al, 2024](#)) are expected to detect a large number of massive planets. Notably, PLATO will provide precise measurements of host star masses. Follow-up spectroscopic observations of these planets to determine their masses (for transiting planets), along with homogeneous abundance measurements of the host stars, would significantly enhance the robustness of our results and represent a valuable improvement to this work.

Acknowledgements. V.A. was supported by Fundação para a Ciência e Tecnologia through national funds and by FEDER through COMPETE2020 - Programa Operacional Competitividade e Internacionalização by these grants: UIDB/04434/2020; UIDP/04434/2020; 2022.06962.PTDC.

This research has made use of the NASA Exoplanet Archive, which is operated by the California Institute of Technology, under contract with the National Aeronautics and Space Administration under the Exoplanet Exploration Program. The research shown here acknowledges use of the Hypatia Catalog Database, an online compilation of stellar abundance data as described in [Hinkel et al \(2014\)](#), which was supported by

NASA's Nexus for Exoplanet System Science (NExSS) research coordination network and the Vanderbilt Initiative in Data-Intensive Astrophysics (VIDA).

In this work we used the Python language and several scientific packages: SciPy (Virtanen et al, 2020), Matplotlib (Hunter, 2007), Statsmodels (Seabold and Perktold, 2010), Pandas (McKinney et al, 2010), Seaborn (Waskom, 2021).

References

- Adibekyan V (2019) Heavy Metal Rules. I. Exoplanet Incidence and Metallicity. *Geosciences* 9(3):105. <https://doi.org/10.3390/geosciences9030105>, [arXiv:1902.04493](https://arxiv.org/abs/1902.04493) [astro-ph.EP]
- Adibekyan VZ, Delgado Mena E, Sousa SG, et al (2012a) Exploring the α -enhancement of metal-poor planet-hosting stars. The Kepler and HARPS samples. *A&A* 547:A36. <https://doi.org/10.1051/0004-6361/201220167>, [arXiv:1209.6272](https://arxiv.org/abs/1209.6272) [astro-ph.EP]
- Adibekyan VZ, Santos NC, Sousa SG, et al (2012b) Overabundance of α -elements in exoplanet-hosting stars. *A&A* 543:A89. <https://doi.org/10.1051/0004-6361/201219564>, [arXiv:1205.6670](https://arxiv.org/abs/1205.6670) [astro-ph.EP]
- Adibekyan VZ, Sousa SG, Santos NC, et al (2012c) Chemical abundances of 1111 FGK stars from the HARPS GTO planet search program. Galactic stellar populations and planets. *A&A* 545:A32. <https://doi.org/10.1051/0004-6361/201219401>, [arXiv:1207.2388](https://arxiv.org/abs/1207.2388) [astro-ph.EP]
- Adibekyan VZ, Figueira P, Santos NC, et al (2013) Orbital and physical properties of planets and their hosts: new insights on planet formation and evolution. *A&A* 560:A51. <https://doi.org/10.1051/0004-6361/201322551>, [arXiv:1311.2417](https://arxiv.org/abs/1311.2417) [astro-ph.EP]
- Andrews SM, Rosenfeld KA, Kraus AL, et al (2013) The Mass Dependence between Protoplanetary Disks and their Stellar Hosts. *ApJ* 771(2):129. <https://doi.org/10.1088/0004-637X/771/2/129>, [arXiv:1305.5262](https://arxiv.org/abs/1305.5262) [astro-ph.SR]
- Ansdell M, Williams JP, van der Marel N, et al (2016) ALMA Survey of Lupus Protoplanetary Disks. I. Dust and Gas Masses. *ApJ* 828(1):46. <https://doi.org/10.3847/0004-637X/828/1/46>, [arXiv:1604.05719](https://arxiv.org/abs/1604.05719) [astro-ph.EP]
- Asplund M, Amarsi AM, Grevesse N (2021) The chemical make-up of the Sun: A 2020 vision. *A&A* 653:A141. <https://doi.org/10.1051/0004-6361/202140445>, [arXiv:2105.01661](https://arxiv.org/abs/2105.01661) [astro-ph.SR]
- Bensby T, Feltzing S, Oey MS (2014) Exploring the Milky Way stellar disk. A detailed elemental abundance study of 714 F and G dwarf stars in the solar neighbourhood. *A&A* 562:A71. <https://doi.org/10.1051/0004-6361/201322631>, [arXiv:1309.2631](https://arxiv.org/abs/1309.2631) [astro-ph.GA]

- Boss AP (1997) Giant planet formation by gravitational instability. *Science* 276:1836–1839. <https://doi.org/10.1126/science.276.5320.1836>
- Deal M, Alecian G, Lebreton Y, et al (2018) Impacts of radiative accelerations on solar-like oscillating main-sequence stars. *A&A* 618:A10. <https://doi.org/10.1051/0004-6361/201833361>, [arXiv:1806.10533](https://arxiv.org/abs/1806.10533) [astro-ph.SR]
- Delgado Mena E, Adibekyan V, Santos NC, et al (2021) Chemical abundances of 1111 FGK stars from the HARPS GTO planet search program. IV. Carbon and C/O ratios for Galactic stellar populations and planet hosts. *A&A* 655:A99. <https://doi.org/10.1051/0004-6361/202141588>, [arXiv:2109.04844](https://arxiv.org/abs/2109.04844) [astro-ph.SR]
- Fiorellino E, Tychoniec L, Cruz-Sáenz de Miera F, et al (2023) The Mass Accretion Rate and Stellar Properties in Class I Protostars. *ApJ* 944(2):135. <https://doi.org/10.3847/1538-4357/aca320>, [arXiv:2211.07653](https://arxiv.org/abs/2211.07653) [astro-ph.SR]
- Fischer DA, Valenti J (2005) The Planet-Metallicity Correlation. *ApJ* 622(2):1102–1117. <https://doi.org/10.1086/428383>
- Gaia Collaboration, Prusti T, de Bruijne JHJ, et al (2016) The Gaia mission. *A&A* 595:A1. <https://doi.org/10.1051/0004-6361/201629272>, [arXiv:1609.04153](https://arxiv.org/abs/1609.04153) [astro-ph.IM]
- Gonzalez G (2009) Stars with planets and the thick disc. *MNRAS* 399(1):L103–L107. <https://doi.org/10.1111/j.1745-3933.2009.00734.x>
- Guzmán-Díaz J, Montesinos B, Mendigutía I, et al (2023) Relation between metallicities and spectral energy distributions of Herbig Ae/Be stars. A potential link with planet formation. *A&A* 671:A140. <https://doi.org/10.1051/0004-6361/202245427>, [arXiv:2212.14022](https://arxiv.org/abs/2212.14022) [astro-ph.SR]
- Hinkel NR, Timmes FX, Young PA, et al (2014) Stellar Abundances in the Solar Neighborhood: The Hypatia Catalog. *AJ* 148(3):54. <https://doi.org/10.1088/0004-6256/148/3/54>, [arXiv:1405.6719](https://arxiv.org/abs/1405.6719) [astro-ph.SR]
- Hunter JD (2007) Matplotlib: A 2d graphics environment. *Computing in Science & Engineering* 9(3):90–95. <https://doi.org/10.1109/MCSE.2007.55>
- Ida S, Lin DNC (2004) Toward a Deterministic Model of Planetary Formation. I. A Desert in the Mass and Semimajor Axis Distributions of Extrasolar Planets. *ApJ* 604(1):388–413. <https://doi.org/10.1086/381724>, [arXiv:astro-ph/0312144](https://arxiv.org/abs/astro-ph/0312144) [astro-ph]
- Liu Y, Roussel H, Linz H, et al (2024) Dust mass in protoplanetary disks with porous dust opacities. *arXiv e-prints* arXiv:2411.00277. [arXiv:2411.00277](https://arxiv.org/abs/2411.00277) [astro-ph.EP]
- Maldonado J, Villaver E, Eiroa C, et al (2019) Connecting substellar and stellar formation: the role of the host star’s metallicity. *A&A* 624:A94. <https://doi.org/10.1051/0004-6361/201935311>

[1051/0004-6361/201833827](https://doi.org/10.1051/0004-6361/201833827), [arXiv:1903.01141](https://arxiv.org/abs/1903.01141) [astro-ph.SR]

- Manara CF, Ansdell M, Rosotti GP, et al (2023) Demographics of Young Stars and their Protoplanetary Disks: Lessons Learned on Disk Evolution and its Connection to Planet Formation. In: Inutsuka S, Aikawa Y, Muto T, et al (eds) Protostars and Planets VII, p 539, <https://doi.org/10.48550/arXiv.2203.09930>, [2203.09930](https://arxiv.org/abs/2203.09930)
- Matsukoba R, Vorobyov EI, Hosokawa T, et al (2023) Formation of a wide-orbit giant planet in a gravitationally unstable subsolar-metallicity protoplanetary disc. MNRAS 526(3):3933–3943. <https://doi.org/10.1093/mnras/stad3003>, [arXiv:2307.13722](https://arxiv.org/abs/2307.13722) [astro-ph.EP]
- McKinney W, et al (2010) Data structures for statistical computing in python. In: Proceedings of the 9th Python in Science Conference, Austin, TX, pp 51–56
- Mohanty S, Greaves J, Mortlock D, et al (2013) Protoplanetary Disk Masses from Stars to Brown Dwarfs. ApJ 773(2):168. <https://doi.org/10.1088/0004-637X/773/2/168>, [arXiv:1305.6896](https://arxiv.org/abs/1305.6896) [astro-ph.SR]
- Mordasini C, Alibert Y, Benz W, et al (2012) Extrasolar planet population synthesis . IV. Correlations with disk metallicity, mass, and lifetime. A&A 541:A97. <https://doi.org/10.1051/0004-6361/201117350>, [arXiv:1201.1036](https://arxiv.org/abs/1201.1036) [astro-ph.EP]
- Narang M, Manoj P, Furlan E, et al (2018) Properties and Occurrence Rates for Kepler Exoplanet Candidates as a Function of Host Star Metallicity from the DR25 Catalog. AJ 156(5):221. <https://doi.org/10.3847/1538-3881/aae391>, [arXiv:1809.08385](https://arxiv.org/abs/1809.08385) [astro-ph.EP]
- Pascucci I, Testi L, Herczeg GJ, et al (2016) A Steeper than Linear Disk Mass-Stellar Mass Scaling Relation. ApJ 831(2):125. <https://doi.org/10.3847/0004-637X/831/2/125>, [arXiv:1608.03621](https://arxiv.org/abs/1608.03621) [astro-ph.EP]
- Pollack JB, Hubickyj O, Bodenheimer P, et al (1996) Formation of the Giant Planets by Concurrent Accretion of Solids and Gas. Icarus 124(1):62–85. <https://doi.org/10.1006/icar.1996.0190>
- Ratcliffe B, Minchev I, Anders F, et al (2023) Unveiling the time evolution of chemical abundances across the Milky Way disc with APOGEE. MNRAS 525(2):2208–2228. <https://doi.org/10.1093/mnras/stad1573>, [arXiv:2305.13378](https://arxiv.org/abs/2305.13378) [astro-ph.GA]
- Rauer H, Aerts C, Cabrera J, et al (2024) The PLATO Mission. arXiv e-prints [arXiv:2406.05447](https://arxiv.org/abs/2406.05447). <https://doi.org/10.48550/arXiv.2406.05447>, [arXiv:2406.05447](https://arxiv.org/abs/2406.05447) [astro-ph.IM]
- Santos NC, Israelian G, Mayor M (2001) The metal-rich nature of stars with planets. A&A 373:1019–1031. <https://doi.org/10.1051/0004-6361:20010648>, [arXiv:astro-ph/0105216](https://arxiv.org/abs/astro-ph/0105216) [astro-ph]

- Santos NC, Sousa SG, Mortier A, et al (2013) SWEET-Cat: A catalogue of parameters for Stars With ExoplanETs. I. New atmospheric parameters and masses for 48 stars with planets. *A&A* 556:A150. <https://doi.org/10.1051/0004-6361/201321286>, [arXiv:1307.0354](https://arxiv.org/abs/1307.0354) [astro-ph.SR]
- Santos NC, Adibekyan V, Dorn C, et al (2017a) Constraining planet structure and composition from stellar chemistry: trends in different stellar populations. *A&A* 608:A94. <https://doi.org/10.1051/0004-6361/201731359>, [arXiv:1711.00777](https://arxiv.org/abs/1711.00777) [astro-ph.EP]
- Santos NC, Adibekyan V, Figueira P, et al (2017b) Observational evidence for two distinct giant planet populations. *A&A* 603:A30. <https://doi.org/10.1051/0004-6361/201730761>, [arXiv:1705.06090](https://arxiv.org/abs/1705.06090) [astro-ph.EP]
- Schlaufman KC (2018) Evidence of an Upper Bound on the Masses of Planets and Its Implications for Giant Planet Formation. *ApJ* 853(1):37. <https://doi.org/10.3847/1538-4357/aa961c>, [arXiv:1801.06185](https://arxiv.org/abs/1801.06185) [astro-ph.EP]
- Seabold S, Perktold J (2010) statsmodels: Econometric and statistical modeling with python. In: 9th Python in Science Conference
- Sousa SG, Adibekyan V, Delgado-Mena E, et al (2024) SWEET-Cat: A view on the planetary mass-radius relation. *arXiv e-prints* arXiv:2409.11965. <https://doi.org/10.48550/arXiv.2409.11965>, [arXiv:2409.11965](https://arxiv.org/abs/2409.11965) [astro-ph.EP]
- Spiegel DS, Burrows A, Milsom JA (2011) The Deuterium-burning Mass Limit for Brown Dwarfs and Giant Planets. *ApJ* 727(1):57. <https://doi.org/10.1088/0004-637X/727/1/57>, [arXiv:1008.5150](https://arxiv.org/abs/1008.5150) [astro-ph.EP]
- Virtanen P, Gommers R, Oliphant TE, et al (2020) SciPy 1.0: Fundamental Algorithms for Scientific Computing in Python. *Nature Methods* 17:261–272. <https://doi.org/10.1038/s41592-019-0686-2>
- Waskom ML (2021) seaborn: statistical data visualization. *Journal of Open Source Software* 6(60):3021. <https://doi.org/10.21105/joss.03021>, URL <https://doi.org/10.21105/joss.03021>

Declarations

Competing interests. The authors have no relevant financial or non-financial interests to disclose.

Author contribution. M.N. conducted most of the research/calculations and drafted the manuscript. V.A. provided guidance at key stages of the project and revisions of the manuscript. Both authors approved the final version for submission.

Data availability. We used data from publicly available databases as outlined in the manuscript. The properties of the final sample of planets and their host stars is available at [Zenodo](#).