

Online Prompt Selection for Program Synthesis

Yixuan Li¹, Lewis Frampton¹, Federico Mora², Elizabeth Polgreen¹

¹University of Edinburgh, UK

²University of California, Berkeley, USA
{yixuan.li.cs, elizabeth.polgreen}@ed.ac.uk

Abstract

Large Language Models (LLMs) demonstrate impressive capabilities in the domain of program synthesis. This level of performance is not, however, universal across all tasks, all LLMs and all prompting styles. There are many areas where one LLM dominates, one prompting style dominates, or where calling a symbolic solver is a better choice than an LLM. A key challenge for the user then, is to identify not only when an LLM is the right choice of solver, and the appropriate LLM to call for a given synthesis task, but also the right way to call it. A non-expert user who makes the wrong choice, incurs a cost both in terms of results (number of tasks solved, and the time it takes to solve them) and financial cost, if using a closed-source language model via a commercial API. We frame this choice as an online learning problem. We use a multi-armed bandit algorithm to select which symbolic solver, or LLM and prompt combination to deploy in order to maximize a given reward function (which may prioritize solving time, number of synthesis tasks solved, or financial cost of solving). We implement an instance of this approach, called CYANEA, and evaluate it on synthesis queries from the literature in ranking function synthesis, from the syntax-guided synthesis competition, and fresh, unseen queries generated from SMT problems. CYANEA solves 37.2% more queries than the best single solver and achieves results within 4% of the virtual best solver.

1 Introduction

Large Language Models (LLMs) are beginning to dominate the discourse around program synthesis and code generation. So much so, that one might suppose they are the de facto answer to all code-generation questions. However, this is not the case. There are many synthesis problems in which LLMs still fall far short of the basic enumerative techniques and symbolic solvers (Li, Parsert, and Polgreen 2024; Barke et al. 2024). In addition, even when an LLM is the best choice, they still hold a significant barrier to entry for the inexperienced user: first, not all LLMs perform uniformly well across all problem sets, and it is often unclear which LLM a user should choose; second, the performance of LLMs is often dependent on careful prompt engineering by expert researchers, with the literature reporting performance gains

from many different prompting styles. Finally, compounding the challenge of these choices, calling LLMs is often expensive (in terms of computational cost, or the financial cost of using commercial APIs), and so making the wrong choice for a large set of synthesis tasks is highly undesirable. This paper addresses these gaps through an online learning method that, given a synthesis task, will predict whether a symbolic solver or LLM, from a portfolio of LLMs, is most likely to solve the problem, with a corresponding prompting style.

We collate a portfolio of prompting styles and language models, which we combine into LLM-prompt pairs that we refer to as “solvers”. We formulate the task of ranking the solvers in order of most likely to solve the problem as a multi-armed bandit problem (Auer et al. 2002). The multi-armed bandit sequentially selects between choices (in our case, solvers) with unknown rewards (in our case, rewards are given for solving problems correctly and fast or with low computational cost). It trades off exploration, i.e., trying new solvers, with exploitation, i.e., using solvers that are known to be good. We also present a second variation of this formulation, with multiple layers of bandits. The top multi-armed bandit selects between the symbolic solver and the LLMs, and then the bandits in the lower layer predict the best prompt style for the chosen LLM.

We implement an instance of our approach, CYANEA, and evaluate it on synthesis tasks from the syntax-guided synthesis competition (Alur et al. 2024), from the literature on ranking function synthesis (Giacobbe, Kroening, and Parsert 2022; Giesl et al. 2019), and generated from the SMT competition (Parsert and Polgreen 2024). CYANEA solves 37.2% more synthesis queries than the best single LLM or solver, and gets within 4% of the virtual best solver.

2 Background

Program Synthesis

Program synthesis is the task of automatically generating code or expressions to satisfy some specification. In this paper, we define a program synthesis query q to be a tuple $\langle \tau, f, \phi \rangle$ where τ is a background theory, f is a function to be synthesized, and ϕ is a quantifier-free formula. A solution to the synthesis query is a body for the function f such that the formula ϕ is τ -valid, i.e., the formula $\forall x. \phi(f)$ is true

where $\phi(f)$ denotes the result of correctly substituting the synthesized body of f into the formula ϕ , and x is the vector of free variables in $\phi(f)$.

An example program synthesis problem, written in SyGuS-IF (Padhi et al. 2023), is shown in Figure 1. Given a candidate solution, we can validate whether this solution is correct or not using a Satisfiability Modulo Theories (SMT) solver, by checking if the formula $\exists x. \neg \phi(f)$ is satisfiable (in which case the candidate f is incorrect) or not.

Program synthesis problems are often accompanied by a context-free grammar G , which is a 4-tuple (V, Σ, R, S) , where V is a finite set of non-terminal symbols. Σ with $\Sigma \cap V = \emptyset$ is a set of terminal symbols. $R \subseteq V \times (V \cup \Sigma)^*$ is a finite relation describing the production rules of the grammar. In this work, we do not view the grammar as a syntactic restriction and we provide a grammar that represents the whole space of possible solutions in the logic.

```
(set-logic LIA)
(synth-fun f ((v0 Int) (v1 Int) (v2 Int)) Int)
(constraint (>= (f v0 v1 v2) v0))
(constraint (>= (f v0 v1 v2) v1))
(constraint (>= (f v0 v1 v2) v2))
(constraint (or (= v0 (f v0 v1 v2)) (or (= v1 (f v0
    v1 v2)) (= v2 (f v0 v1 v2)))))
(check-synth)
```

Figure 1: A SyGuS specification that asks for a program that synthesizes the maximum of 3 inputs (Alur et al. 2024). We omit the variable declarations for brevity.

Multi-Armed Bandit Problems

Multi-armed bandit problems are online-learning problems in which a decision maker iteratively selects from a set of multiple fixed choices. Each choice has an unknown associated reward distribution, and the aim of the decision maker is to maximise the reward achieved over time. Hence, the agent should trade-off exploration (trying new actions to learn more about them) and exploitation (taking actions that are known to have potential for high reward). Here, we frame the problem of choosing LLMs and prompting styles as a MAB problem, where the decision maker selects the LLM and prompt combination to deploy, and the reward is based on successfully solving the synthesis problem. We assume that running a solver for a randomly selected synthesis problem is equivalent to sampling from some unknown distribution that we seek to approximate. Contextual MABs extend the problem by giving agents access to a feature vector before each round. This allows us to add information about the characteristics of the synthesis problem we are trying to solve in each round.

3 Overview

Problem Statement

We hypothesize that program synthesis users will frequently have not just one but a series of synthesis problems to solve. For instance, when synthesizing invariants, one may be synthesizing invariants for multiple different loops within the

same code base or system under verification. Users may also have different needs when it comes to performance (e.g., fastest, solves most queries, cheapest).

Given a list of synthesis queries $Q = \{q_1, \dots, q_m\}$, a set of solvers $S = \{s_1, \dots, s_n\}$, where each solver is either a symbolic solver, or an LLM paired with a prompting style (and LLM-prompt pair), we wish to use the solvers to generate a list of synthesis functions f_1, \dots, f_m such that each f_i is a valid solution to q_i , using as few computational resources as possible. We define computational resources to be both the time spent solving a query, and an estimate of the financial cost of running it (which is based on tokens used for the LLMs, or runtime for the symbolic solver).

Approach

We capture the computational resources we care about as reward functions. Our approach takes in Q, S and a time budget, and cost budget per query, T , and C respectively. For each synthesis query, our approach predicts an order of solvers that are most likely to solve the synthesis problem, and the time and cost that each is likely to take. We then distribute the total time and cost budget across the solvers accordingly, and deploy the solvers in sequence until the problem is solved.

After a problem is solved, data is passed back to update the predictors, in the form of any rewards obtained by the solvers called, and the solving time and cost.

We break down the task of predicting LLM-prompt pairs in two different ways. In the first, we implement a single multi-armed bandit that predicts between all LLM-prompt pairs at once, shown in Figure 2. In the second, we implement a multi-stage prediction, where we first predict which solver is most likely to succeed, and then predict which prompt strategy is most likely to succeed if an LLM chosen, shown in Figure 3. The components are outlined as follows:

Featurize: The featurize block takes in a synthesis query q in SyGuS-IF and generates a vector of features \vec{f} representing that problem. We use a set of custom-designed features, which are outlined in Section 5.

Multi-Armed Bandit Solver and Prompt Predictor:

The multi-armed bandit component of our workflow takes in a feature vector which represents the synthesis problem, and predicts the order in which its library of solvers will perform, according to a cost function. In our implementation, the library of solvers consists of two LLMs, with 6 prompting styles, and an enumerative solver, detailed in section 4.

We frame the problem as a contextual multi-armed banded problem, where the actions that the agent is choosing are the solvers. We implement two variations of this: the first, shown in Figure 2, uses a single multi-armed bandit agent to rank a set of LLM/prompt combinations and a symbolic solver. The second, layered approach, uses several layered multi-armed bandit agents; one to choose between the base LLMs or symbolic solvers, and a further agent for each LLM, which predicts which prompt to deploy.

We give details of the contextual multi-armed bandit algorithms in Section 5. After a solver is deployed, the reward

obtained by that solver is passed back to the solver performance predictor, which stores a list of rewards obtained so far by each solver.

Time and Token Budgeting : The final two phases of our pipeline allocate a certain amount of tokens to each LLM, followed by a number of time. Both are described in Section 5.

Deploy Solvers Finally, given a ranked list of solvers, and a time and token budget for each, the deploy phase sequentially calls each solver on the synthesis problem until it either returns an answer or exceeds the time or token budget. If a solver returns the answer, we check if the answer satisfies the specification using an SMT-solver. We also return all information about which solvers successfully solved or did not solve the problem, the reward they obtained, and how long they took to the prediction phases of the pipeline.

4 Prompting Styles and Solvers

In this section we give an overview of the library of solvers S that our approach is equipped with. First we discuss the prompting styles:

Prompting Styles

We develop a library of prompt templates based on the prompting styles reported to be successful in the literature. We detail the styles here, and illustrate them on our running example. Once we have chosen a style, we give the LLM up to 16 attempts to produce a correct synthesis result. If an answer produced is incorrect, we report the error information obtained from the SMT-solver used to check correctness back to the LLM:

Natural language prompts: LLMs are primarily trained on natural language inputs, and so we implement a simple syntactic transformation procedure that translates a set of logical constraints into natural language.

Few-shot prompting Few-shot prompting is prompting whereby the LLM is provided with a number of examples of the task, with satisfying solutions, before asking it to solve a new, similar task. We use 3 examples, taken from the previously solved synthesis problems.

Higher resource programming language prompts: Our synthesis queries are in SyGuS-IF, a relatively uncommon language in the training data for LLMs. Thus, we use a prompting style that asks for the solutions in a higher-resource language and then asks for the translation into SyGuS-IF. We choose Lisp as the higher resource language rather than a more common language like Python because we find that translation from Python to SyGuS-IF is more error-prone than translation from Lisp, which is a fully parenthesized prefix notation similar to SyGuS-IF. This is a multi-stage prompting approach, the first prompt is shown below:

```
Solve the following function 'solution' with Lisp.
Only return one function, do not use recursion or
iterations. Do not return any text that isn't code.
```

Minimise token use. It's important you keep the variables and function names the same as the original function. The following is the problem that you are meant to solve:

```
You need to synthesise: (synth-fun solution ((var1
Int) (var2 Int) Int). The function is called "
solution" and takes arguments var1, and var2.
These arguments are Int, and Int.
Write only one Lisp-like method "defun solution" that
never violates the SMT-LIB constraints.
No built-in functions in code.
Universally quantified variables: var1, and var2. The
type of universally quantified variables are
Int, and Int.
The function must follow the constraints:
[constraints]
```

The second prompt is as follows:

```
Please convert the Lisp function you generated into
SMT-LIB format. Follow these guidelines:
1. Start the function with '(define-fun'.
2. Provide only the function definition, starting
with '(define-fun'.
3. Ensure the SMT-LIB function contains exactly one
function definition.
4. Avoid using iterations, bitvec, or int notations
inside the body.
5. Check the function description in the first
message to ensure variable and function names
are consistent.
6. Use the assigned values from the Lisp code during
translation.
7. Do not introduce any new variables that do not
exist in the Lisp function.
8. Pay attention to types. If there are bit-vector
terms, ensure they are of the same width.
Rules for SMT-LIB: +, -, *, ite, >, =, <, >=, <=, and
, or, not, true, false.
```

When asking for the translation into Lisp, we also provide 3 examples of previous translations.

Prompting with roles Prefixing a prompt with an appropriate role description for the LLM can improve the performance of the LLM (Zheng, Pei, and Jurgens 2023). If using “prompting with roles” we append the sentence You are a good program synthesizer to the beginning of each prompt.

Emotional stimuli It has been shown in the literature that adding emotional stimuli to prompts can improve the performance of LLMs (Li et al. 2023). We append the following emotional stimuli to the prompt.

```
You are excited to help, and you are ready to provide
the best answer possible. You understand that if you
fail to provide the best answer, your client will be
extremely upset. Please don't fail me.
```

Matrix of prompts In order to reduce the search space of prompts, we choose a fixed combination of prompting styles, shown in Table 1.

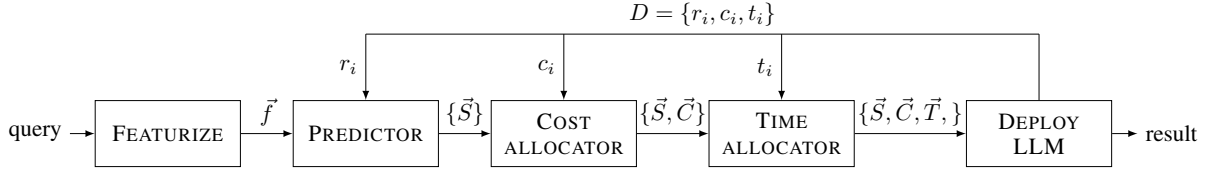


Figure 2: Single-layer Multi-Armed Bandit prediction

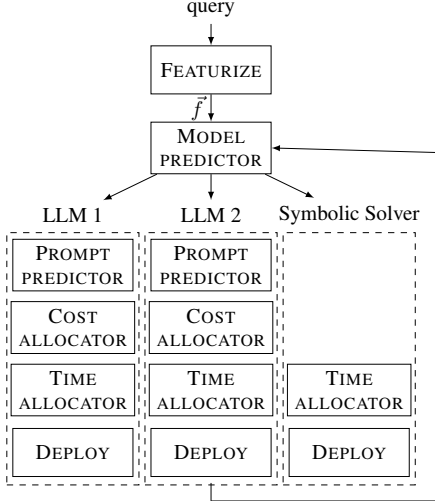


Figure 3: Multi-layer Multi-Armed Bandit prediction

	Natural Language	Higher Resource PL	Roles	Emotional Stimuli	Few-shot
Prompt Style 1	✓	✓	✗	✗	✗
Prompt Style 2	✓	✓	✗	✗	✓
Prompt Style 3	✗	✓	✗	✗	✗
Prompt Style 4	✗	✗	✗	✗	✗
Prompt Style 5	✗	✓	✓	✗	✗
Prompt Style 6	✓	✓	✓	✓	✗

Table 1: Prompt styles

Enumerative Solver

The final solver in the library is an enumerative solver, based on CounterExample Guided Inductive Synthesis (CEGIS) (Solar-Lezama et al. 2006), with an A^* based search phase. CEGIS alternates between a synthesis phase, which searches for a candidate solution that works for a subset of inputs, and a verification phase, where the candidate is checked against all possible inputs. If the verification fails, a counterexample is passed back to the synthesis phase and appended to the subset of inputs used to guide the search.

In our case, the synthesis phase is implemented as an A^* search, similar to that used by Euphony (Lee et al. 2018).

A^* is a graph search algorithm which uses two functions to guide its search: f : the sum of the costs on the edges used to reach the current state, and g : the estimated sum of the costs on the edges that will be used reach a target state from the current state. In our setting, each state is an expression (a partial or complete program) that can be generated from the grammar for the full logic, the initial state is start symbol of the grammar, the target states are any complete program, and each edge between states s_i and s_k corresponds to a production rule that can transform the partial program at s_i into the partial/complete program at s_j . The cost on any edge is proportional to the number of possible choices (so the more edges there are leaving from one state, the higher the cost of each edge).

To give some intuition, a partial program that contains few non-terminals and where each non-terminal symbol can only be replaced by production rules that lead immediately to a complete program has a low estimated cost to reach the target. We refer the reader to the detailed descriptions in the related work (Lee et al. 2018; Li, Parsert, and Polgreen 2024) for the full details. We choose this implementation of CEGIS as the enumerative solver to use because, in our experiments, it excels at finding short solutions that the LLMs often struggle with, without running into the memory issues that often plague bottom-up search methods in synthesis.

5 Online Solver Selection

The aim of the multi-armed bandit is to predict a ranking of which LLM and prompt combinations are most likely to solve the synthesis problem, and obtain the maximum reward while doing so. In our setting, the agent must trade off the exploration of using LLMs and prompts that it has not tried before, vs deploying LLM and prompt combinations that are known to have given high rewards in the past. In fact, we use an extension of the standard MAB problem, and ask the agent to predict a sequence of solvers to deploy rather than a single solver.

k -Nearest Neighbor

We choose k -Nearest Neighbor as our contextual multi-armed bandit. Other contextual multi-armed bandits are available, but many of the common ones, for instance Lin-UCB, make assumptions that the performance of solvers is correlated linearly with the feature vector, which is unlikely to be the case in our application.

k -NN is a simple supervised learning classifier. In our

context, given a synthesis query q , it identifies the nearest k previously solved queries to q by calculating cartesian distance between the feature vectors. Each of the k queries q_1, \dots, q_k is labeled with the solver that it was solved by and the reward that was obtained, r_1, \dots, r_k respectively. The score for a solver s_i is given by the sum of the rewards for all queries solved by s_i . We rank the solvers based on this score (highest score is best). For any solvers that do not appear in this ranking, we randomly shuffle them and append them to the end of the list of solvers. If an LLM-prompt pair solves a query, we add a query with that feature vector to our database of queries with the corresponding reward.

For the double-layered multi-armed bandit, the first layer contains one k -NN multi-armed bandit which selects only between the LLMs, and the second layer contains a k -NN multi-armed bandit for each LLM, which selects between prompts. The second layer k -NN predictors are independent.

Reward functions Our approach is customizable to different reward functions. We use three reward functions: the first simply aims to solve the queries as fast as possible, regardless of computational cost; and the second takes computational cost into account. The first reward function is given as follows:

$$r^t = \begin{cases} 0 & \text{if query } q \text{ is unsolved,} \\ \left(1 - \frac{t}{T}\right)^4 & \text{if query } q \text{ is solved} \end{cases}$$

where t is the time taken to solve query q , and T is the total time budget for solving query q .

The second reward function aims to prioritize cheaper solving, and so accounts for the number of tokens in the prompt and response.

$$r^c = \begin{cases} 0 & \text{if query } q \text{ is unsolved,} \\ \left(1 - \frac{c}{C}\right)^4 & \text{if query } q \text{ is solved} \end{cases}$$

where c is a cost estimate proportional to the number of tokens used in solving query q and C is the total cost budget for solving query q . The cost estimate is defined as $c = \text{input tokens} + 3 \times \text{output tokens}$ for LLMs, which accounts for the higher cost of output tokens from commercial language model APIs. The actual cost of deploying an enumerative solver is proportional to the runtime and would be negligible for all queries in comparison to the cost of calling a commercial language model, so we fix the cost for the enumerative solver to be a small constant (0.4) for all queries.

The final reward is a simple binary reward, r^b , which evaluates to 1 if a query is solved and 0 if it is not solved.

Features A key component of the contextual multi-armed bandit is the featurization. We propose a feature extraction method to analyze SyGuS queries, capturing key syntactic attributes and query types. The extracted features we use are:

Keywords: Frequencies of specific SMT-LIB keywords (e.g., +, -, *, div, etc).

Query length: The total number of tokens in the file.

Constants: Number of constants of each type.

Query logic: e.g., BV, LIA, PBE, INV, etc.

Time and Token Budget Allocation

The final stage of the dynamic solver selection predicts the time that should be allocated to solver, and the cost. The goal is to allocate a sufficient proportion of our time and cost budget to each solver in the series that we are reasonably confident that it was unlikely to solve the query past this point. That is, for a solver s_i , we wish to find a minimum time allocation t_i and cost allocation c_i such that $P(t_i < u_i < T) \leq \delta_1$ and $P(c_i < v_i < C) \leq \delta_2$, where u_i is the true runtime, v_i is the true cost, and δ_1 and δ_2 are some small error thresholds. δ_1 is the probability that we failed to solve a query because we allocated too little time to solving it, and δ_2 is the probability that we failed to solve a query because we allocated too few tokens to it.

Let us consider the cost allocation first: we model each prompt-pair’s cost per query as an exponential distribution (that is, most queries are solved with a small number of tokens, only a few queries are solved with an excessively large number of tokens). We use maximum likelihood estimation (MLE) (Myung 2003) to estimate the parameters of the underlying exponential distribution, given the costs we have observed so far. Suppose we observe $u_1 \dots u_n$ costs, which we assume are drawn from an exponential distribution $Exponential(\lambda)$. To find the exponential distribution which fits our observations best, we aim to solve $\min_{\lambda} n \ln \lambda - \lambda(\sum_i u_i)$, where $\sum_i u_i$ is the sum of all costs observed so far. This gives us the minimizer $\lambda^* = \frac{n}{\sum_i u_i}$. We can apply the cumulative distribution function and calculate

$$c_i \text{ as: } c_i = \frac{-\ln(\delta + e^{-\lambda^* C})}{\lambda^*}.$$

To make this contextual, we use only the costs from the k nearest samples, according to the feature vectors. We divide the total token budget C greedily between the solvers, calculation c_i for each solver starting from the beginning of our ranking, and, once we have reached the total budget C , all following solvers are allocated zero tokens. If we reach the end of the list and have remaining tokens, they are given to the final solver.

We repeat all of the above for time. It is worth noting that time budget is not independent from cost budget, because if a solver is allocated zero tokens by the cost budget allocator, the time budget allocator will also not allocate it any time.

6 Related Work

Automatic prompt generation We consider three kinds of existing prompting techniques: *manual*, *continuous*, and *discrete*. All three techniques attempt to improve the performance of LLMs without modifying the LLM itself.

Manual prompting refers to human designed prompt strategies. For example, Chain-of-Thought prompting (Wei et al. 2022) or Knowledge prompting (Liu et al. 2021a) are clever prompting strategies designed by humans that often improve the performance of LLMs across reasoning tasks. We differ from manual prompting in that we take these strategies as inputs and learn to select the best combination of them for a given task.

Continuous and discrete prompting both refer to automated prompting techniques. Continuous prompting techniques, like Prefix-Tuning (Li and Liang 2021), aim to learn

Solver	% Solved	# Solved (r^b)	Par-2 Score	r^c	r^t	avg time (s)	avg. cost
Virtual Best	91.8%	1165	23596	1106.2	1019.2	2.4	670.3
Single k -NN (r^c)	88.3%	1120.6±7.3	37636.3	1008.7	904.4	7.1	3122
Single k -NN (r^t)	88.2%	1119.1±8.2	37813.7	1006	905.7	7	3176.9
Single k -NN (r^b)	88.1%	1117.5±8.3	38793	995.2	888	7.6	3446.5
Single k -NN linear (r^t)	87.0%	1104±0	39072	1000.9	935.2	5.5	3249.6
Single k -NN linear (r^c)	87.0%	1104±0	39072	1002.1	935.2	5.5	3211.4
Single k -NN linear (r^b)	87.0%	1104±0	39182.4	995.4	930.4	5.6	3394.9
Double k -NN (r^c)	84.5%	1071.7±24	53499.3	886.9	774.7	13.1	6366.8
Double k -NN (r^t)	84.4%	1071.1±24.7	53504.3	884.6	776.1	13	6448.3
Double k -NN (r^b)	84.3%	1069.8±24.5	53747.4	887.8	775.2	13	6262.7
Double k -NN linear (r^c)	71.8%	910.7±159.2	80038.4	803.2	732.4	9.2	4589.1
Double k -NN linear (r^t)	71.8%	910.7±159.2	80129.5	801.9	731.8	9.3	4656.1
Double k -NN linear (r^b)	71.8%	910.7±159.2	80220.6	798.2	728.9	9.4	4809.2
llama-p4	64.3%	816	95251.2	752.3	664.2	5.7	2098.2
llama-p3	61.7%	783	106596	678.1	529.1	12	3794.1
llama-p5	59.7%	757	112543.8	644	490.6	13.4	4275.9
gpt-p4	54.3%	689	118273.7	637.1	607.4	3.3	2070.1
enumerator	52.2%	662	122591.6	647.3	626.7	1.8	0.4
gpt-p1	51.6%	655	126533.5	591	531.6	5.7	2678.1
gpt-p6	50.5%	641	129638.3	582.8	513.4	6.3	2508.7
gpt-p5	44.1%	560	145160	510.4	453.1	6	2425
gpt-p3	44.0%	558	145101.6	502.3	464.1	5.2	2900.5
gpt-p2	39.2%	497	156238.9	428.4	431.7	3.7	3755.7
llama-p1	37.2%	472	162184.8	436.5	380.5	5.9	2008.6
llama-p2	35.0%	444	168108	361.6	341.5	7	5119.5
llama-p6	34.8%	442	167963.6	407.3	353.8	5.8	2071.6

Table 2: Performance of all instances of CYANEA, and all individual solvers. We report results from CYANEA over 20 runs, with the standard deviation shown for the number of queries solved. The “Virtual Best” solver reports the maximum scores we could achieve if we made the perfect choice for each query, using the best reward function for that score (e.g., the score for r^c is reported making choices using r^c).

domain and task specific vectors that are then used to guide LLMs to better performance. These vectors can usually not be represented by a sequence of tokens, so continuous prompting is not often considered interpretable.

In contrast, discrete prompting techniques optimize the text input to the LLM. Some discrete prompting techniques, like PRewrite (Kong et al. 2024), RLPrompt (Deng et al. 2022), TEMPERA (Zhang et al. 2022) and GRIPS (Prasad et al. 2022), take a starting prompt and search for a new version of the prompt that outperforms the original. To understand the starting prompt, these techniques usually use a second language model in the loop. Other discrete prompting techniques, like AutoPrompt (Shin et al. 2020), Liu et al. (Liu et al. 2021b) and Lu et al. (Lu et al. 2021), generate prompts using templates. AutoPrompt uses LLM gradients to learn task-specific keywords that are then included in the prompt. Liu et al. select examples to include in a few-shot prompt template. In a similar vein, Lu et al. optimize the order of examples.

Our work is most like the latter category of discrete prompts. We rely on templates and existing prompts to offer inexpensive prompt optimization.

Portfolio solvers The term “portfolio solver” refers to any algorithm that deploys multiple solvers or solver configura-

tions on a given problem. Most commonly, these are deployed in parallel (Wintersteiger, Hamadi, and de Moura 2009). These techniques share some similarities with prompt ensembling (Liu et al. 2023), where the answers to multiple queries are combined to improve overall performance. Our work differs in that we aim to improve performance without incurring a significant additional cost. In this sense, our work is most similar to existing approaches that deploy solvers sequentially, like MedleySolver (Pimpalkhare et al. 2021). For a given input query, MedleySolver predicts a sequence of SMT solvers to deploy based on minimizing Par-2 score (a proxy for time with a penalty for timeouts).

Other synthesis approaches Our enumerative solver is based on A^* search (Lee et al. 2018). However, it would be possible to incorporate any state-of-the-art SyGuS solver into CYANEA, provided it supports the SyGuS format, including those that combine bottom-up and top-down search (Barke, Peleg, and Polikarpova 2020), or combine learning with enumeration (Odena et al. 2021).

7 Evaluation

We implement an instance of our approach, called CYANEA, using two LLMs: GPT(gpt-3.5-turbo-0125) and

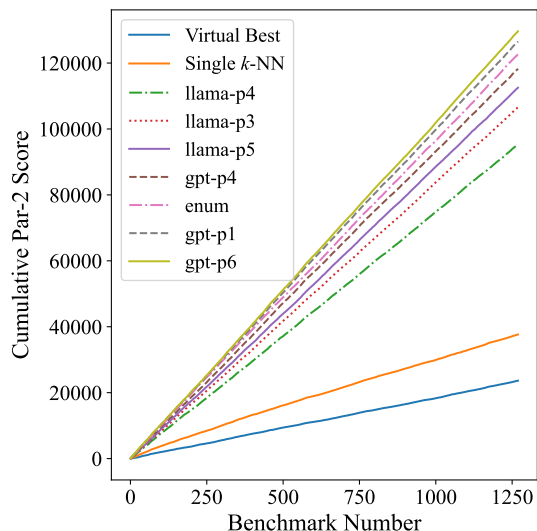


Figure 4: Cumulative Par-2 Score plotted against query number. Lower is better.

Llama(Meta-Llama-3-70B) and the enumerative solver described previously. We set a total timeout of $T = 100$ seconds and a total cost budget of $C = 100,000$. For all k -NN predictors, we set $k = 15$. We conducted a parameter sweep of k and found that values between 10 and 15 produce comparable results. We use `cvc5` (Barbosa et al. 2022) as the SMT solver for validating the correctness of candidate solutions. We compare our approach to the base solvers and to a “virtual best” solver result, which is calculated by choosing the solver known to give the highest reward for each query. To evaluate the utility of the time and budget allocations, we compare to a linear distribution of the time and cost budget (where we simply divide the total budget equally between all solvers), termed “linear” in the results.

Synthesis Queries and Scoring We evaluate our approach on synthesis queries from the Syntax-Guided Synthesis competition (Alur et al. 2024), ranking function synthesis (Giacobbe, Kroening, and Parsert 2022), and automatically generated from the SMT competition (Parsert and Polgreen 2024). The synthesis queries cover a broad range of use-cases of synthesis, from code generation and programming-by-example, to ranking function and invariant synthesis. The total number of queries is 1269.

We report the total reward achieved, calculated using the reward functions used for the prediction. We also report the score according to the Par-2 score used by the SAT competition (Weber et al. 2019). This is calculated over n queries:

$$\sum_{j=1}^{j=n} \begin{cases} t_i & \text{if } q_i \text{ is solved,} \\ 2 * T & \text{otherwise} \end{cases}$$

where t_i is the runtime for solving query q_i , and T is the total time budget per query.

Analysis of Results The performance of the LLM-prompt pairs and enumerative solver is shown in Table 2. The best-performing single solver solves 64.3% of the queries. On the other hand, the virtual best solver solves 91.8% of queries. The best-performing instance of CYANEA solves 88.3% of the queries, achieving a score of 96.1% of the virtual best solver, and a Par-2 score $< 40\%$ of the score of the best single solver (lower is better for Par-2 score), shown in Figure 4.

Since the order the selectors see the queries will affect the learning, we report the average scores of 20 runs, with the queries randomly shuffled in each run. When comparing the single to multi-layer approaches, we note that the multi-layer approach has a far greater standard deviation in the number of queries solved. We hypothesize that this is because the selectors in the lower layers see far less data than in the single-layer k -NN, making them more sensitive to this ordering.

When evaluating the reward functions used by single k -NN, unsurprisingly the best Par-2 score (which is based on solving time) is achieved using r^t , the lowest cost per query is achieved using r^c , and the highest number of queries solved is achieved using r^b . This is not true for double k -NN, again we believe because the data is too sparse.

The results for CYANEA using the linear distribution of time and token budgets demonstrate that the token budget allocator is having an impact on both Par-2 score and average solving cost, although this effect is not as large as it would be if the total time budget and cost budget were tighter, as in many cases CYANEA can run all the solvers on a single query within the given budget. Whilst the double k -NN with the linear distribution of budgets does have lower average costs per query, we hypothesize that this is because it fails to solve many of the queries that require a higher cost to solve.

Overall, the predictions that the best-performing instance of CYANEA is making are close to those of the virtual best solver and, when the prediction is not perfect, the time/budget allocation allows CYANEA to correct the mistake.

Conclusions

We have presented an approach for online solver and prompt selection for program synthesis problems; CYANEA demonstrates the effectiveness of this, achieving a Par-2 score that is more than twice as good as the best single solver.

Acknowledgments This work was supported in part by a Royal Academy of Engineering Research Fellowship and an Amazon Research Award.

References

- Alur, R.; Fisman, D.; Singh, R.; and Udupa, A. 2024. Syntax Guided Synthesis Competition. <https://sygus-org.github.io>. Accessed: 2024-01-16.
- Auer, P.; Cesa-Bianchi, N.; Freund, Y.; and Schapire, R. E. 2002. The Nonstochastic Multiarmed Bandit Problem. *SIAM J. Comput.*, 32(1): 48–77.
- Barbosa, H.; Barrett, C. W.; Brain, M.; Kremer, G.; Lachnitt, H.; Mann, M.; Mohamed, A.; Mohamed, M.; Niemetz,

- A.; Nötzli, A.; Ozdemir, A.; Preiner, M.; Reynolds, A.; Sheng, Y.; Tinelli, C.; and Zohar, Y. 2022. cvc5: A Versatile and Industrial-Strength SMT Solver. In *TACAS (1)*, volume 13243 of *Lecture Notes in Computer Science*, 415–442. Springer.
- Barke, S.; Gonzalez, E. A.; Kasibatla, S. R.; Berg-Kirkpatrick, T.; and Polikarpova, N. 2024. HYSYNTH: Context-Free LLM Approximation for Guiding Program Synthesis. *CoRR*, abs/2405.15880.
- Barke, S.; Peleg, H.; and Polikarpova, N. 2020. Just-in-time learning for bottom-up enumerative synthesis. *Proc. ACM Program. Lang.*, 4(OOPSLA): 227:1–227:29.
- Deng, M.; Wang, J.; Hsieh, C.-P.; Wang, Y.; Guo, H.; Shu, T.; Song, M.; Xing, E. P.; and Hu, Z. 2022. Rlprompt: Optimizing discrete text prompts with reinforcement learning. *arXiv preprint arXiv:2205.12548*.
- Giacobbe, M.; Kroening, D.; and Parsert, J. 2022. Neural termination analysis. In *ESEC/SIGSOFT FSE*, 633–645. ACM.
- Giesl, J.; Rubio, A.; Sternagel, C.; Waldmann, J.; and Yamada, A. 2019. The Termination and Complexity Competition. In *TACAS (3)*, volume 11429 of *Lecture Notes in Computer Science*, 156–166. Springer.
- Kong, W.; Hombaiah, S. A.; Zhang, M.; Mei, Q.; and Bendersky, M. 2024. PRewrite: Prompt Rewriting with Reinforcement Learning. *arXiv preprint arXiv:2401.08189*.
- Lee, W.; Heo, K.; Alur, R.; and Naik, M. 2018. Accelerating search-based program synthesis using learned probabilistic models. In *PLDI*, 436–449. ACM.
- Li, C.; Wang, J.; Zhang, Y.; Zhu, K.; Hou, W.; Lian, J.; Luo, F.; Yang, Q.; and Xie, X. 2023. Large language models understand and can be enhanced by emotional stimuli. *arXiv preprint arXiv:2307.11760*.
- Li, X. L.; and Liang, P. 2021. Prefix-tuning: Optimizing continuous prompts for generation. *arXiv preprint arXiv:2101.00190*.
- Li, Y.; Parsert, J.; and Polgreen, E. 2024. Guiding Enumerative Program Synthesis with Large Language Models. In *CAV (2)*, volume 14682 of *Lecture Notes in Computer Science*, 280–301. Springer.
- Liu, J.; Liu, A.; Lu, X.; Welleck, S.; West, P.; Bras, R. L.; Choi, Y.; and Hajishirzi, H. 2021a. Generated knowledge prompting for commonsense reasoning. *arXiv preprint arXiv:2110.08387*.
- Liu, J.; Shen, D.; Zhang, Y.; Dolan, B.; Carin, L.; and Chen, W. 2021b. What Makes Good In-Context Examples for GPT-3? *arXiv preprint arXiv:2101.06804*.
- Liu, P.; Yuan, W.; Fu, J.; Jiang, Z.; Hayashi, H.; and Neubig, G. 2023. Pre-train, prompt, and predict: A systematic survey of prompting methods in natural language processing. *ACM Computing Surveys*, 55(9): 1–35.
- Lu, Y.; Bartolo, M.; Moore, A.; Riedel, S.; and Stenetorp, P. 2021. Fantastically ordered prompts and where to find them: Overcoming few-shot prompt order sensitivity. *arXiv preprint arXiv:2104.08786*.
- Myung, I. J. 2003. Tutorial on Maximum Likelihood Estimation. *J. Math. Psychol.*, 47(1): 90–100.
- Odena, A.; Shi, K.; Bieber, D.; Singh, R.; Sutton, C.; and Dai, H. 2021. BUSTLE: Bottom-Up Program Synthesis Through Learning-Guided Exploration. In *ICLR*. OpenReview.net.
- Padhi, S.; Polgreen, E.; Raghothaman, M.; Reynolds, A.; and Udupa, A. 2023. The SyGuS Language Standard Version 2.1. *CoRR*, abs/2312.06001.
- Parsert, J.; and Polgreen, E. 2024. Reinforcement Learning and Data-Generation for Syntax-Guided Synthesis. In *AAAI*, 10670–10678. AAAI Press.
- Pimpalkhare, N.; Mora, F.; Polgreen, E.; and Seshia, S. A. 2021. MedleySolver: Online SMT Algorithm Selection. In Li, C.; and Manyà, F., eds., *Theory and Applications of Satisfiability Testing - SAT 2021 - 24th International Conference, Barcelona, Spain, July 5-9, 2021, Proceedings*, volume 12831 of *Lecture Notes in Computer Science*, 453–470. Springer.
- Prasad, A.; Hase, P.; Zhou, X.; and Bansal, M. 2022. Grips: Gradient-free, edit-based instruction search for prompting large language models. *arXiv preprint arXiv:2203.07281*.
- Shin, T.; Razeghi, Y.; Logan IV, R. L.; Wallace, E.; and Singh, S. 2020. Autoprompt: Eliciting knowledge from language models with automatically generated prompts. *arXiv preprint arXiv:2010.15980*.
- Solar-Lezama, A.; Tancau, L.; Bodik, R.; Seshia, S.; and Saraswat, V. 2006. Combinatorial sketching for finite programs. In *Proceedings of the 12th international conference on Architectural support for programming languages and operating systems*, 404–415.
- Weber, T.; Conchon, S.; Déharbe, D.; Heizmann, M.; Niemetz, A.; and Reger, G. 2019. The SMT Competition 2015-2018. *J. Satisf. Boolean Model. Comput.*, 11(1): 221–259.
- Wei, J.; Wang, X.; Schuurmans, D.; Bosma, M.; Ichter, B.; Xia, F.; Chi, E. H.; Le, Q. V.; and Zhou, D. 2022. Chain-of-Thought Prompting Elicits Reasoning in Large Language Models. In *NeurIPS*.
- Wintersteiger, C. M.; Hamadi, Y.; and de Moura, L. 2009. A Concurrent Portfolio Approach to SMT Solving. In Bouajjani, A.; and Maler, O., eds., *Computer Aided Verification*, 715–720. Berlin, Heidelberg: Springer Berlin Heidelberg. ISBN 978-3-642-02658-4.
- Zhang, T.; Wang, X.; Zhou, D.; Schuurmans, D.; and Gonzalez, J. E. 2022. Tempera: Test-time prompting via reinforcement learning. *arXiv preprint arXiv:2211.11890*.
- Zheng, M.; Pei, J.; and Jurgens, D. 2023. Is "A Helpful Assistant" the Best Role for Large Language Models? A Systematic Evaluation of Social Roles in System Prompts. *CoRR*, abs/2311.10054.