

Increasing Batch Size Improves Convergence of Stochastic Gradient Descent with Momentum

Keisuke Kamo^{*1} Hideaki Iiduka^{*1,2}

Abstract

Stochastic gradient descent with momentum (SGDM), which is defined by adding a momentum term to SGD, has been well studied in both theory and practice. Theoretically investigated results showed that the settings of the learning rate and momentum weight affect the convergence of SGDM. Meanwhile, practical results showed that the setting of batch size strongly depends on the performance of SGDM. In this paper, we focus on mini-batch SGDM with constant learning rate and constant momentum weight, which is frequently used to train deep neural networks in practice. The contribution of this paper is showing theoretically that using a constant batch size does not always minimize the expectation of the full gradient norm of the empirical loss in training a deep neural network, whereas using an increasing batch size definitely minimizes it, that is, increasing batch size improves convergence of mini-batch SGDM. We also provide numerical results supporting our analyses, indicating specifically that mini-batch SGDM with an increasing batch size converges to stationary points faster than with a constant batch size. Python implementations of the optimizers used in the numerical experiments are available at <https://anonymous.4open.science/r/momentum-increasing-batch-size-888C/>.

1. Introduction

Stochastic gradient descent (SGD) and its variants, such as SGD with momentum (SGDM) and adaptive methods, are well known as useful optimizers for minimizing the empirical loss defined by the mean of nonconvex loss functions in training a deep neural network (DNN). In the present

paper, we focus on SGDM optimizers, which are defined by adding a momentum term to SGD. Various types of SGDM have been proposed, such as stochastic heavy ball (SHB) (Polyak, 1964), normalized-SHB (NSHB) (Gupal & Bazhenov, 1972), Nesterov’s accelerated gradient method (Nesterov, 1983; Sutskever et al., 2013), synthesized Nesterov variants (Lessard et al., 2016), Triple Momentum (Van Scoy et al., 2018), Robust Momentum (Cyrus et al., 2018), PID control-based methods (An et al., 2018), stochastic unified momentum (SUM) (Yan et al., 2018), accelerated SGD (Jain et al., 2018; Kidambi et al., 2018; Varre & Flammarion, 2022; Li et al., 2024), quasi-hyperbolic momentum (QHM) (Ma & Yarats, 2019), and proximal-type SHB (PSHB) (Mai & Johansson, 2020).

Since the empirical loss is nonconvex with respect to a parameter $\theta \in \mathbb{R}^d$ of a DNN, we are interested in nonconvex optimization for SGDM. Let $\theta_t \in \mathbb{R}^d$ be the t -th approximation of SGDM to minimize the nonconvex empirical loss function $f: \mathbb{R}^d \rightarrow \mathbb{R}$. SGDM is defined as $\theta_{t+1} = \theta_t - \eta_t \mathbf{m}_t$, where $\eta_t > 0$ is a learning rate and \mathbf{m}_t is a momentum buffer. For example, SGDM with $\mathbf{m}_t := \beta \mathbf{m}_{t-1} + \nabla f_{B_t}(\theta_t)$ is SHB, where $\nabla f_{B_t}: \mathbb{R}^d \rightarrow \mathbb{R}^d$ denotes the stochastic gradient of f and $\beta \in [0, 1)$ is a momentum weight. SGDM with $\mathbf{m}_t := \beta \mathbf{m}_{t-1} + (1-\beta) \nabla f_{B_t}(\theta_t)$ is NSHB. Since SHB with $\beta = 0$ (NSHB with $\beta = 0$) coincides with SGD defined by $\theta_{t+1} = \theta_t - \eta_t \nabla f_{B_t}(\theta_t)$, SGDM is defined by adding a momentum term (e.g., $\beta \mathbf{m}_{t-1}$ in the case of SHB) to SGD.

Table 1 summarizes convergence analyses of SGDM for nonconvex optimization. For example, NSHB ((6) in Table 1) using a constant learning rate $\eta_t = \eta > 0$ and a constant momentum weight $\beta_t = \beta$ satisfies $\min_{t \in [0:T-1]} \mathbb{E}[\|\nabla f(\theta_t)\|] = O(\sqrt{\frac{1}{T} + \sigma^2})$ (Liu et al., 2020, Theorem 1), where T is the number of steps, $\nabla f: \mathbb{R}^d \rightarrow \mathbb{R}^d$ is the gradient of f , σ^2 is the upper bound of the variance of the stochastic gradient of f , and $\mathbb{E}[X]$ denotes the expectation of a random variable X . In comparison, QHM ((2) in Table 1), which is a generalization of NSHB, using a decaying learning rate η_t and a decaying momentum weight β_t satisfies $\liminf_{t \rightarrow +\infty} \|\nabla f(\theta_t)\| = 0$ (Gitman et al., 2019, Theorem 1). As can be seen from these convergence analysis results, the performance of SGDM

^{*}Equal contribution ¹Department of Computer Science, Meiji University, Kanagawa, Japan ²Meiji University, Kanagawa, Japan. Correspondence to: Keisuke Kamo <ce245016@meiji.ac.jp>, Hideaki Iiduka <iiduka@cs.meiji.ac.jp>.

Table 1. Convergence of SGDM optimizers to minimize L -smooth f over number of steps T . “Noise” in the Gradient column means that Optimizer uses noisy observation, i.e., $\mathbf{g}(\boldsymbol{\theta}) = \nabla f(\boldsymbol{\theta}) + (\text{Noise})$, of the full gradient $\nabla f(\boldsymbol{\theta})$, where σ^2 is the upper bound of (Noise), while “Increasing (resp. Constant) Mini-batch” in the Gradient column means that Optimizer uses a mini-batch gradient $\nabla f_{B_t}(\boldsymbol{\theta}) = \frac{1}{b_t} \sum_{i=1}^{b_t} \nabla f_{\xi_{t,i}}(\boldsymbol{\theta})$ with batch size b_t such that $b_t \leq b_{t+1}$ (resp. $b_t = b$). “Bounded Gradient” in the Additional Assumption column means that there exists $G > 0$ such that, for all $t \in \mathbb{N}$, $\|\nabla f(\boldsymbol{\theta}_t)\| \leq G$, where $(\boldsymbol{\theta}_t)_{t=0}^{T-1}$ is the sequence generated by Optimizer. “Polyak-Łojasiewicz” in the Additional Assumption column means that there exists $\rho > 0$ such that, for all $t \in \mathbb{N}$, $\|\nabla f(\boldsymbol{\theta}_t)\|^2 \geq 2\rho(f(\boldsymbol{\theta}_t) - f^*)$, where f^* is the optimal value of f over \mathbb{R}^d . Here, we let $\mathbb{E}\|\nabla f_T\| := \min_{t \in [0:T-1]} \mathbb{E}[\|\nabla f(\boldsymbol{\theta}_t)\|]$. Results (1)–(7) were presented in (1) (Yan et al., 2018, Theorem 1), (2) (Gitman et al., 2019, Theorem 1), (3) (Gitman et al., 2019, Theorem 2), (4) (Mai & Johansson, 2020, Theorem 1), (5) (Yu et al., 2019, Corollary 1), (6) (Liu et al., 2020, Theorem 1), and (7) (Liang et al., 2023, Theorem 4.1).

Optimizer	Gradient	Additional Assumption	Learning Rate η_t	Weight β_t	Convergence Analysis
(1) SUM	Noise	Bounded Gradient	$\eta = O(\frac{1}{\sqrt{T}})$	$\beta_t = \beta$	$\mathbb{E}\ \nabla f_T\ = O(\frac{1}{T^{1/4}})$
(2) QHM	Noise	Bounded Gradient	$\eta_t \rightarrow 0$	$\beta_t \rightarrow 0$	$\exists(\boldsymbol{\theta}_{t_i}) : \nabla f(\boldsymbol{\theta}_{t_i}) \rightarrow 0$
(3) QHM	Noise	Bounded Gradient	$\eta_t \rightarrow 0$	$\beta_t \rightarrow 1$	$\exists(\boldsymbol{\theta}_{t_i}) : \nabla f(\boldsymbol{\theta}_{t_i}) \rightarrow 0$
(4) PSHB	Noise	Bounded Gradient	$\eta = O(\frac{1}{\sqrt{T}})$	$\beta_t = \beta$	$\mathbb{E}\ \nabla f_T\ = O(\frac{1}{T^{1/4}})$
(5) SHB	Noise	————	$\eta = O(\frac{1}{\sqrt{T}})$	$\beta_t = \beta$	$\mathbb{E}\ \nabla f_T\ = O(\frac{1}{T^{1/4}})$
(6) NSHB	Noise	————	$\eta = O(\frac{1}{L})$	$\beta_t = \beta$	$\mathbb{E}\ \nabla f_T\ = O(\sqrt{\frac{1}{T} + \sigma^2})$
(7) SUM	Noise	Polyak-Łojasiewicz	$\eta_t \rightarrow 0$	$\beta_t = \beta$	$\mathbb{E}[f(\boldsymbol{\theta}_t)] \rightarrow f^*$
NSHB [Theorem 3.1]	Constant Mini-batch	————	$\eta = O(\frac{1}{L})$	$\beta_t = \beta$	$\mathbb{E}\ \nabla f_T\ = O(\sqrt{\frac{1}{T} + \frac{\sigma^2}{b}})$
SHB [Theorem 3.2]	Constant Mini-batch	————	$\eta = O(\frac{1}{L})$	$\beta_t = \beta$	$\mathbb{E}\ \nabla f_T\ = O(\sqrt{\frac{1}{T} + \frac{\sigma^2}{b}})$
NSHB [Theorem 3.3]	Increasing Mini-batch	————	$\eta = O(\frac{1}{L})$	$\beta_t = \beta$	$\mathbb{E}\ \nabla f_T\ = O(\frac{1}{T^{1/2}})$
SHB [Theorem 3.4]	Increasing Mini-batch	————	$\eta = O(\frac{1}{L})$	$\beta_t = \beta$	$\mathbb{E}\ \nabla f_T\ = O(\frac{1}{T^{1/2}})$

in finding a stationary point $\boldsymbol{\theta}^*$ of f (i.e., $\nabla f(\boldsymbol{\theta}^*) = \mathbf{0}$) depends on the settings of the learning rate η_t and the momentum weight β_t .

Moreover, we would like to emphasize that the setting of the batch size b_t affects the performance of SGDM. Previous results in (Shallue et al., 2019; Zhang et al., 2019) numerically showed that, for deep learning optimizers, the number of steps needed to train a DNN halves for each doubling of the batch size. In (Smith et al., 2018), it was numerically shown that using an enormous batch size leads to a reduction in the number of parameter updates and the model training time. Hence, we decided to investigate theoretically how the setting of batch size affects convergence of SGDM.

1.1. Contribution

In this paper, we focus on mini-batch SGDM with constant learning rate $\eta > 0$ and constant momentum weight $\beta \in [0, 1)$, which is frequently used to train DNNs in practice.

1. The first theoretical contribution of the paper is to show that an upper bound of $\min_{t \in [0:T-1]} \mathbb{E}[\|\nabla f(\boldsymbol{\theta}_t)\|]$ for mini-batch SGDM using a *constant* batch size b is

$$O\left(\sqrt{\frac{f(\boldsymbol{\theta}_0) - f^*}{\eta T} + \frac{L\eta\sigma^2}{b}}\right),$$

which implies that mini-batch SGDM does not always minimize the expectation of the full gradient norm of the empirical loss in training a DNN (Table 1; Theorems 3.1 and 3.2).

The bias term $\frac{f(\boldsymbol{\theta}_0) - f^*}{\eta T}$ converges to 0 when $T \rightarrow +\infty$. However, the variance term $\frac{L\eta\sigma^2}{b}$ remains a constant positive real number regardless of how large T is. In contrast, using a large batch size b makes the variance term $\frac{L\eta\sigma^2}{b}$ small. Hence, we can expect that an upper bound of $\min_{t \in [0:T-1]} \mathbb{E}[\|\nabla f(\boldsymbol{\theta}_t)\|]$ for mini-batch SGDM with *increasing* batch size converges to 0.

2. The second theoretical contribution is to show that an upper bound of $\min_{t \in [0:T-1]} \mathbb{E}[\|\nabla f(\boldsymbol{\theta}_t)\|]$ for mini-batch SGDM with *increasing* batch size b_t such that b_t is multiplied by $\delta > 1$ every E epochs is

$$O\left(\sqrt{\frac{f(\boldsymbol{\theta}_0) - f^*}{\eta T} + \frac{L\eta\sigma^2\delta}{(\beta^2\delta - 1)b_0T}}\right), \quad (1)$$

which implies that mini-batch SGDM minimizes the expectation of the full gradient norm of the empirical loss in the sense of an $O(\frac{1}{\sqrt{T}})$ rate of convergence (Table 1; Theorems 3.3 and 3.4).

The previous results reported in (Byrd et al., 2012; Balles et al., 2016; De et al., 2017; Smith et al., 2018; Goyal et al., 2018; Shallue et al., 2019; Zhang et al., 2019) indicated that increasing batch sizes is useful for training DNNs with deep learning optimizers. However, providing the theoretical performance of mini-batch SGDM with an increasing batch size may be insufficient, as seen in the existing analyses of SGDM (Table 1). The paper shows theoretically that SGDM with an increasing batch size converges to stationary points of the empirical loss (Theorems 3.3 and 3.4). The previous results in (Yan et al., 2018, Theorem 1), (Mai & Johansson, 2020, Theorem 1), and (Yu et al., 2019, Corollary 1) (Table 1(1), (4), and (5)) showed that SGDM with constant learning rate $\eta = O(\frac{1}{\sqrt{T}})$ and a constant momentum weight β has convergence rate $O(\frac{1}{T^{1/4}})$. Our results (Theorems 3.3 and 3.4) guarantee that, if the batch size increases, then SGDM satisfies $\min_{t \in [0:T-1]} \mathbb{E}[\|\nabla f(\boldsymbol{\theta}_t)\|] = O(\frac{1}{T^{1/2}})$, which improves the previous convergence rate $O(\frac{1}{T^{1/4}})$.

The result in (1) indicates that the performance of mini-batch SGDM with increasing batch size b_t depends on δ . Let η and β be fixed (e.g., $\eta = 0.1$ and $\beta = 0.9$). Then, (1) indicates that the larger δ is, the smaller the variance term $\frac{L\eta\sigma^2\delta}{(\beta^2\delta - 1)b_0T}$ is (since $\frac{\delta}{\beta^2\delta - 1} = \frac{1}{(0.9)^2 - 1/\delta}$ becomes small as δ becomes large). We are interested in verifying whether this theoretical result holds in practice.

3. The third contribution is showing numerically that quadruply increasing batch size (i.e., $\delta = 4$) decreases $\min_{t \in [0:T-1]} \|\nabla f(\boldsymbol{\theta}_t)\|$ faster than doubly increasing batch size (i.e., $\delta = 2$) or maintaining a constant batch size.

We consider training ResNet-18 on the CIFAR-100 and Tiny ImageNet datasets using not only NSHB and SHB but also baseline optimizers: SGD, Adam (Kingma & Ba, 2015), AdamW (Loshchilov & Hutter, 2019), and RMSprop (Tieleman & Hinton, 2012). A particularly interesting result in Section 4 is that an increasing batch size is applicable for Adam in the sense of minimizing $\min_{t \in [0:T-1]} \|\nabla f(\boldsymbol{\theta}_t)\|$ fastest. Hence, in the future, we would like to verify whether

Adam with an increasing batch size theoretically has a better convergence rate than SGDM.

2. Mini-batch SGDM for Empirical Risk Minimization

2.1. Empirical risk minimization

Let $\boldsymbol{\theta} \in \mathbb{R}^d$ be a parameter of a DNN, where \mathbb{R}^d is d -dimensional Euclidean space with inner product $\langle \cdot, \cdot \rangle$ and induced norm $\|\cdot\|$. Let $\mathbb{R}_+ := \{x \in \mathbb{R} : x \geq 0\}$ and $\mathbb{R}_{++} := \{x \in \mathbb{R} : x > 0\}$. Let \mathbb{N} be the set of natural numbers. Let $S = \{(\mathbf{x}_1, \mathbf{y}_1), \dots, (\mathbf{x}_n, \mathbf{y}_n)\}$ be the training set, where data point \mathbf{x}_i is associated with label \mathbf{y}_i and $n \in \mathbb{N}$ is the number of training samples. Let $f_i(\cdot) := f(\cdot; (\mathbf{x}_i, \mathbf{y}_i)) : \mathbb{R}^d \rightarrow \mathbb{R}_+$ be the loss function corresponding to the i -th labeled training data $(\mathbf{x}_i, \mathbf{y}_i)$. Empirical risk minimization (ERM) minimizes the empirical loss defined for all $\boldsymbol{\theta} \in \mathbb{R}^d$ as $f(\boldsymbol{\theta}) = \frac{1}{n} \sum_{i \in [n]} f(\boldsymbol{\theta}; (\mathbf{x}_i, \mathbf{y}_i)) = \frac{1}{n} \sum_{i \in [n]} f_i(\boldsymbol{\theta})$, where $[n] := \{1, 2, \dots, n\}$.

We assume that the loss functions f_i ($i \in [n]$) satisfy the conditions in the following assumption.

Assumption 2.1. Let n be the number of training samples and let $L_i > 0$ ($i \in [n]$).

(A1) $f_i : \mathbb{R}^d \rightarrow \mathbb{R}$ ($i \in [n]$) is differentiable and L_i -smooth (i.e., there exists $L_i > 0$ such that, for all $\boldsymbol{\theta}_1, \boldsymbol{\theta}_2 \in \mathbb{R}^d$, $\|\nabla f_i(\boldsymbol{\theta}_1) - \nabla f_i(\boldsymbol{\theta}_2)\| \leq L_i \|\boldsymbol{\theta}_1 - \boldsymbol{\theta}_2\|$), $L := \frac{1}{n} \sum_{i \in [n]} L_i$, and f^* is the minimum value of f over \mathbb{R}^d .

(A2) Let ξ be a random variable independent of $\boldsymbol{\theta} \in \mathbb{R}^d$. $\nabla f_\xi : \mathbb{R}^d \rightarrow \mathbb{R}^d$ is the stochastic gradient of ∇f such that (i) for all $\boldsymbol{\theta} \in \mathbb{R}^d$, $\mathbb{E}_\xi[\nabla f_\xi(\boldsymbol{\theta})] = \nabla f(\boldsymbol{\theta})$ and (ii) there exists $\sigma \geq 0$ such that, for all $\boldsymbol{\theta} \in \mathbb{R}^d$, $\mathbb{V}_\xi[\nabla f_\xi(\boldsymbol{\theta})] = \mathbb{E}_\xi[\|\nabla f_\xi(\boldsymbol{\theta}) - \nabla f(\boldsymbol{\theta})\|^2] \leq \sigma^2$, where $\mathbb{E}_\xi[\cdot]$ denotes expectation with respect to ξ .

(A3) Let $b \in \mathbb{N}$ such that $b \leq n$ and let $\boldsymbol{\xi} = (\xi_1, \xi_2, \dots, \xi_b)^\top$ comprise b independent and identically distributed variables and be independent of $\boldsymbol{\theta} \in \mathbb{R}^d$. The full gradient $\nabla f(\boldsymbol{\theta})$ is estimated as the mini-batch gradient at $\boldsymbol{\theta}$ defined by $\nabla f_B(\boldsymbol{\theta}) := \frac{1}{b} \sum_{i=1}^b \nabla f_{\xi_i}(\boldsymbol{\theta})$.

2.2. Mini-batch NSHB and mini-batch SHB

Let $\boldsymbol{\theta}_t \in \mathbb{R}^d$ be the t -th approximated parameter of DNN. Then, mini-batch NSHB uses b_t loss functions $f_{\xi_{t,1}}, \dots, f_{\xi_{t,b_t}}$ randomly chosen from $\{f_1, \dots, f_n\}$ at each step t , where $\boldsymbol{\xi}_t = (\xi_{t,1}, \dots, \xi_{t,b_t})^\top$ is independent of $\boldsymbol{\theta}_t$ and b_t is a batch size satisfying $b_t \leq n$. The Mini-batch NSHB optimizer is as in Algorithm 1.

The simplest optimizer for adding a momentum term (denoted by $\beta \mathbf{m}_{t-1}$) to SGD is the stochastic heavy ball (SHB) method (Polyak, 1964), which is provided in Py-

Algorithm 1 Mini-batch NSHB optimizer

Require: $\theta_0, \mathbf{m}_{-1} := \mathbf{0}$ (initial point), $b_t > 0$ (batch size),
 $\eta > 0$ (learning rate), $\beta \in [0, 1)$ (momentum weight),
 $T \geq 1$ (steps)

Ensure: $(\theta_t) \subset \mathbb{R}^d$

- 1: **for** $t = 0, 1, \dots, T - 1$ **do**
- 2: $\nabla f_{B_t}(\theta_t) := \frac{1}{b_t} \sum_{i=1}^{b_t} \nabla f_{\xi_{t,i}}(\theta_t)$
- 3: $\mathbf{m}_t := \beta \mathbf{m}_{t-1} + (1 - \beta) \nabla f_{B_t}(\theta_t)$
- 4: $\theta_{t+1} := \theta_t - \eta \mathbf{m}_t$
- 5: **end for**

Torch (Paszke et al., 2019). SHB is defined as follows:

$$\mathbf{m}_t = \beta \mathbf{m}_{t-1} + \nabla f_{B_t}(\theta_t), \theta_{t+1} = \theta_t - \alpha \mathbf{m}_t, \quad (2)$$

where $\beta \in [0, 1)$ and $\alpha > 0$. SHB defined by (2) with $\beta = 0$ coincides with SGD. SHB defined by (2) has the form $\theta_{t+1} = \theta_t - \alpha \nabla f_{B_t}(\theta_t) + \beta(\theta_t - \theta_{t-1})$. Meanwhile, Algorithm 1 is called the normalized-SHB (NSHB) optimizer (Gupal & Bazhenov, 1972) and has the form $\theta_{t+1} = \theta_t - \eta(1 - \beta) \nabla f_{B_t}(\theta_t) + \beta(\theta_t - \theta_{t-1})$. Hence, NSHB (Algorithm 1) with $\eta = \frac{\alpha}{1 - \beta}$ coincides with SHB defined by (2).

3. Mini-batch SGDM with Constant and Increasing Batch Sizes

3.1. Constant batch size scheduler

The following indicates that an upper bound of $\min_{t \in [0:T-1]} \mathbb{E}[\|\nabla f(\theta_t)\|]$ of mini-batch NSHB using a constant batch size

$$[\text{Constant BS}] \quad b_t = b \quad (t \in \mathbb{N}) \quad (3)$$

does not always converge to 0 (a proof of Theorem 3.1 is given in Appendix A.3).

Theorem 3.1 (Upper bound of $\min_t \mathbb{E}[\|\nabla f(\theta_t)\|]$ of mini-batch NSHB with Constant BS). *Suppose that Assumption 2.1 holds and consider the sequence (θ_t) generated by Algorithm 1 with a momentum weight $\beta \in (0, 1)$, a constant learning rate $\eta > 0$ such that*

$$\eta \leq \max \left\{ \frac{1 - \beta}{2\sqrt{2}\sqrt{\beta + \beta^2}L}, \frac{(1 - \beta)^2}{(5 - \beta + 2\beta^2)L} \right\},$$

and Constant BS defined by (3), where $L := \frac{1}{n} \sum_{i \in [n]} L_i$ and f^* is the minimum value of f over \mathbb{R}^d (see (A1)). Then, for all $T \geq 1$,

$$\begin{aligned} & \min_{t \in [0:T-1]} \mathbb{E}[\|\nabla f(\theta_t)\|^2] \\ & \leq \frac{2(f(\theta_0) - f^*)}{\eta T} + \frac{L\eta\sigma^2}{b} \left\{ \frac{3\beta^2 + \beta}{2(1 + \beta)} + 1 \right\}, \end{aligned}$$

that is,

$$\min_{t \in [0:T-1]} \mathbb{E}[\|\nabla f(\theta_t)\|] = O \left(\sqrt{\frac{1}{T} + \frac{\sigma^2}{b}} \right).$$

From the discussion in Section 2.2 such that NSHB (Algorithm 1) with $\eta = \frac{\alpha}{1 - \beta}$ coincides with SHB defined by (2), Theorem 3.1 leads to the following.

Theorem 3.2 (Upper bound of $\min_t \mathbb{E}[\|\nabla f(\theta_t)\|]$ of mini-batch SHB with Constant BS). *Suppose that Assumption 2.1 holds and consider the sequence (θ_t) generated by (2) with a momentum weight $\beta \in (0, 1)$, a constant learning rate $\alpha > 0$ such that*

$$\alpha \leq \max \left\{ \frac{(1 - \beta)^2}{2\sqrt{2}\sqrt{\beta + \beta^2}L}, \frac{(1 - \beta)^3}{(5 - \beta + 2\beta^2)L} \right\},$$

and Constant BS defined by (3). Then, for all $T \geq 1$,

$$\begin{aligned} & \min_{t \in [0:T-1]} \mathbb{E}[\|\nabla f(\theta_t)\|^2] \\ & \leq \frac{2(1 - \beta)(f(\theta_0) - f^*)}{\alpha T} + \frac{L\alpha\sigma^2}{(1 - \beta)b} \left\{ \frac{3\beta^2 + \beta}{2(1 + \beta)} + 1 \right\}, \end{aligned}$$

that is,

$$\min_{t \in [0:T-1]} \mathbb{E}[\|\nabla f(\theta_t)\|] = O \left(\sqrt{\frac{1}{T} + \frac{\sigma^2}{b}} \right).$$

3.2. Increasing batch size scheduler

We consider an increasing batch size b_t such that

$$b_t \leq b_{t+1} \quad (t \in \mathbb{N}).$$

An example of b_t (Smith et al., 2018; Umeda & Iiduka, 2024) is, for all $m \in [0 : M]$ and all $t \in S_m = \mathbb{N} \cap [\sum_{k=0}^{m-1} K_k E_k, \sum_{k=0}^m K_k E_k)$ ($S_0 := \mathbb{N} \cap [0, K_0 E_0)$),

$$[\text{Exponential Growth BS}] \quad b_t = \delta^m \left\lceil \frac{t}{\sum_{k=0}^m K_k E_k} \right\rceil b_0, \quad (4)$$

where $\delta > 1$, and E_m and K_m are the numbers of, respectively, epochs and steps per epoch when the batch size is $\delta^m b_0$. For example, the exponential growth batch size defined by (4) with $\delta = 2$ makes batch size double each E_m epochs. We may modify the parameters a and δ to a_t and δ_t monotone increasing with t . The total number of steps for the batch size to increase M times is $T = \sum_{m=0}^M K_m E_m$.

The following is a convergence analysis of Algorithm 1 with increasing batch sizes.

Theorem 3.3 (Convergence of mini-batch NSHB with Exponential Growth BS). *Suppose that Assumption 2.1 holds and consider the sequence (θ_t) generated by Algorithm 1*

with a momentum weight $\beta \in (0, 1)$, a constant learning rate $\eta > 0$ such that

$$\eta \leq \max \left\{ \frac{1 - \beta}{2\sqrt{2}\sqrt{\beta + \beta^2}L}, \frac{(1 - \beta)^2}{(5\beta^2 - 6\beta + 5)L} \right\}, \quad (5)$$

and Exponential Growth BS defined by (4) with $\delta > 1$ and $\beta^2\delta > 1$. Then, for all $T \geq 1$,

$$\begin{aligned} \min_{t \in [0:T-1]} \mathbb{E}[\|\nabla f(\boldsymbol{\theta}_t)\|^2] &\leq \frac{2(f(\boldsymbol{\theta}_0) - f^*)}{\eta T} \\ &+ \frac{2L\eta\sigma^2 K_{\max} E_{\max} \delta}{(\beta^2\delta - 1)b_0 T} \left(\frac{\beta^2}{1 - \beta^2} - \frac{1}{\delta - 1} \right), \end{aligned}$$

where $K_{\max} := \max\{K_m : m \in [0 : M]\}$ and $E_{\max} := \max\{E_m : m \in [0 : M]\}$, that is,

$$\min_{t \in [0:T-1]} \mathbb{E}[\|\nabla f(\boldsymbol{\theta}_t)\|] = O\left(\frac{1}{\sqrt{T}}\right).$$

From the discussion in Section 2.2 such that NSHB (Algorithm 1) with $\eta = \frac{\alpha}{1-\beta}$ coincides with SHB defined by (2), Theorem 3.3 leads to the following convergence rate of SHB defined by (2) with an increasing batch size.

Theorem 3.4 (Convergence of mini-batch SHB with Exponential Growth BS). *Suppose that Assumption 2.1 holds and consider the sequence $(\boldsymbol{\theta}_t)$ generated by (2) with a momentum weight $\beta \in (0, 1)$, a constant learning rate $\alpha > 0$ such that*

$$\alpha \leq \max \left\{ \frac{(1 - \beta)^2}{2\sqrt{2}\sqrt{\beta + \beta^2}L}, \frac{(1 - \beta)^3}{(5\beta^2 - 6\beta + 5)L} \right\},$$

and Exponential Growth BS defined by (4) with $\delta > 1$ and $\beta^2\delta > 1$. Then, for all $T \geq 1$,

$$\begin{aligned} \min_{t \in [0:T-1]} \mathbb{E}[\|\nabla f(\boldsymbol{\theta}_t)\|^2] &\leq \frac{2(1 - \beta)(f(\boldsymbol{\theta}_0) - f^*)}{\alpha T} \\ &+ \frac{2L\alpha\sigma^2 K_{\max} E_{\max} \delta}{(1 - \beta)(\beta^2\delta - 1)b_0 T} \left(\frac{\beta^2}{1 - \beta^2} - \frac{1}{\delta - 1} \right), \end{aligned}$$

that is,

$$\min_{t \in [0:T-1]} \mathbb{E}[\|\nabla f(\boldsymbol{\theta}_t)\|] = O\left(\frac{1}{\sqrt{T}}\right).$$

Here, we sketch a proof of Theorem 3.3 (a detailed proof of Theorem 3.3 is given in Appendix A.2).

1. We first show that an upper bound of the variance of $\nabla f_{B_t}(\boldsymbol{\theta}_t)$ is $\frac{\sigma^2}{b_t}$ (Proposition A.1) and then that an upper bound of the variance of $\mathbf{m}_t = (1 - \beta) \sum_{i=0}^t \beta^{t-i} \nabla f_{B_i}(\boldsymbol{\theta}_i)$ is $(1 - \beta)^2 \sigma^2 \sum_{i=0}^t \frac{\beta^{2(t-i)}}{b_i}$ (Lemma A.2) using the idea of the proof of (Liu et al., 2020, Lemma 1).

2. We next show that an auxiliary point $\mathbf{z}_t = \frac{1}{1-\beta}\boldsymbol{\theta}_t - \frac{\beta}{1-\beta}\boldsymbol{\theta}_{t-1}$ ($t \geq 1$), which is used to analyze SGDM (Yan et al., 2018; Yu et al., 2019; Liu et al., 2020), satisfies $\mathbb{E}_{\xi_t}[f(\mathbf{z}_{t+1})] \leq f(\mathbf{z}_t) - \underbrace{\eta \mathbb{E}_{\xi_t}[\langle \nabla f(\mathbf{z}_t), \nabla f_{B_t}(\boldsymbol{\theta}_t) \rangle]}_{X_t} + \underbrace{\frac{L\eta^2}{2} \mathbb{E}_{\xi_t}[\|\nabla f_{B_t}(\boldsymbol{\theta}_t)\|^2]}_{Y_t}$

using the descent lemma (see (7)). Using the Cauchy-Schwarz inequality, Young's inequality, and the upper bound of the variance of \mathbf{m}_t (Lemma A.2) provides an upper bound of $-\eta \mathbb{E}[X_t]$ (see (12)). An upper bound of $\mathbb{E}[Y_t]$ is provided by using the upper bound $\frac{\sigma^2}{b_t}$ of the variance of $\nabla f_{B_t}(\boldsymbol{\theta}_t)$ (see Lemma A.3 for details of the upper bounds of $-\eta \mathbb{E}[X_t]$ and $\mathbb{E}[Y_t]$).

3. We define the Lyapunov function L_t by $L_t = f(\mathbf{z}_t) - f^* + \sum_{i=1}^{t-1} c_i \|\boldsymbol{\theta}_{t+1-i} - \boldsymbol{\theta}_{t-i}\|^2$, where c_i is defined as in Lemma A.4. Using the above upper bounds of $-\eta \mathbb{E}[X_t]$ and $\mathbb{E}[Y_t]$, we have that $\mathbb{E}[L_{t+1} - L_t] \leq -D \mathbb{E}[\|\nabla f(\boldsymbol{\theta}_t)\|^2] + U_t$ (Lemma A.4), where $D \in \mathbb{R}$ depends on η , β , and c_1 , and $U_t > 0$ depends on σ^2 , b_t , and c_1 .
4. Setting η to satisfy (5) leads to the finding that $D \geq \frac{\eta}{2} > 0$ and $U_t \leq L\eta^2\sigma^2 \sum_{i=0}^t \frac{\beta^{2(t-i)}}{b_i}$ (see (19) and (20)). As a result, we have that

$$\frac{1}{T} \sum_{t=0}^{T-1} \mathbb{E}[\|\nabla f(\boldsymbol{\theta}_t)\|^2] \leq \frac{2L_0}{\eta T} + \frac{2L\eta\sigma^2}{T} \sum_{t=0}^{T-1} \sum_{i=0}^t \frac{\beta^{2(t-i)}}{b_i}$$

(see Lemma A.5). Finally, using (4) leads to the assertion of Theorem 3.3.

3.3. Setting of hyperparameter δ in Exponential Growth BS (4)

Let η and β be fixed in Algorithm 1 (e.g., $\eta = 0.1$ and $\beta = 0.9$). Then, Theorems 3.3 and 3.4 indicate that an upper bound of $\min_{t \in [0:T-1]} \mathbb{E}[\|\nabla f(\boldsymbol{\theta}_t)\|]$ for each of mini-batch NSHB and mini-batch SHB with Exponential Growth BS (4) is $O\left(\sqrt{\frac{f(\boldsymbol{\theta}_0) - f^*}{\eta T} + \frac{L\eta\sigma^2\delta}{(\beta^2\delta - 1)b_0 T}}\right)$, which implies that the larger δ is, the smaller the variance term $\frac{L\eta\sigma^2\delta}{(\beta^2\delta - 1)b_0 T}$ is (since $\frac{\delta}{\beta^2\delta - 1} = \frac{1}{(0.9)^2 - 1/\delta}$ becomes small as δ becomes large). In Section 4, we verify whether this theoretical result holds in practice.

3.4. Comparisons of our convergence results with previous ones

Let us compare Theorems 3.1–3.4 with the previous results listed in Table 1. Theorem 1 in (Liu et al., 2020) ((6) in Table 1) indicated that NSHB using a constant learning rate $\eta = O(\frac{1}{L})$ and a constant momentum weight β satisfies $\min_{t \in [0:T-1]} \mathbb{E}[\|\nabla f(\boldsymbol{\theta}_t)\|] = O\left(\sqrt{\frac{1}{T} + \sigma^2}\right)$. Since

the upper bound $O(\sqrt{\frac{1}{T} + \sigma^2})$ converges to $O(\sigma) > 0$ when $T \rightarrow +\infty$, NSHB in this case does not always converge to stationary points of f . The result in (Liu et al., 2020) coincides with Theorem 3.1 indicating that NSHB has $\min_{t \in [0:T-1]} \mathbb{E}[\|\nabla f(\theta_t)\|] = O(\sqrt{\frac{1}{T} + \frac{\sigma^2}{b}})$ in the sense that NSHB using a constant learning rate and momentum weight does not converge to stationary points of f ¹. Corollary 1 in (Yu et al., 2019) ((5) in Table 1) indicated that SHB using constant $\eta = O(\frac{1}{\sqrt{T}})$ and constant momentum weight β satisfies $\min_{t \in [0:T-1]} \mathbb{E}[\|\nabla f(\theta_t)\|] = O(\frac{1}{T^{1/4}})$. Using $\eta = O(\frac{1}{\sqrt{T}})$ is necessary to set the number of steps T before implementing SHB. Since the T is fixed, we cannot diverge T , that is, the upper bound $O(\frac{1}{T^{1/4}})$ for SHB is a fixed positive constant and does not converge to 0. Meanwhile, Theorem 3.2 is the result for SHB using a constant learning rate $\eta = O(\frac{1}{L})$ and a constant momentum weight, which can be obtained by Theorem 3.1. Theorem 3.2 indicates that SHB has $\min_{t \in [0:T-1]} \mathbb{E}[\|\nabla f(\theta_t)\|] = O(\sqrt{\frac{1}{T} + \frac{\sigma^2}{b}})$. Hence, Theorem 3.2 coincides with the result in Corollary 1 in (Yu et al., 2019) in the sense that SHB with constant learning rate does not always converge to stationary points of f .

Theorems 1 and 2 in (Gitman et al., 2019) ((2) and (3) in Table 1) indicated that QHM, which is a generalization of NSHB, using a decaying learning rate η_t and a decaying momentum weight β_t or an increasing momentum weight β_t satisfies $\liminf_{t \rightarrow +\infty} \|\nabla f(\theta_t)\| = 0$. Our results in Theorems 3.3 and 3.4 guarantee the convergence of NSHB and SHB with constant learning rate $\eta = O(\frac{1}{L})$, constant momentum weight β , and an increasing batch size b_t in the sense of $\min_{t \in [0:T-1]} \mathbb{E}[\|\nabla f(\theta_t)\|] = O(\frac{1}{\sqrt{T}})$.

4. Numerical Results

We examined training ResNet-18 on the CIFAR-100 dataset using not only NSHB and SHB but also baseline optimizers: SGD, Adam, AdamW, and RMSprop with constant and increasing batch sizes (see Appendix A.4 for training ResNet-18 on Tiny ImageNet). We used a computer equipped with NVIDIA A100 80GB and Dual Intel Xeon Silver 4316 2.30GHz, 40 Cores (20 cores per CPU, 2 CPUs). The software environment was Python 3.8.2, PyTorch 2.2.2+cu118, and CUDA 12.2. We set the total number of epochs to $E = 200$ and the constant momentum weight as the default values in PyTorch. The learning rate was set for Adam and AdamW to 10^{-3} , for RMSprop to 10^{-2} , and for SGD, SHB, and NSHB to 10^{-1} ; see also Figure 1(a).

¹(Liu et al., 2020, Theorem 3) was a convergence of multistage SGDM. However, since the proof of (Liu et al., 2020, (60), Pages 35 and 36) might not hold for $\beta_i < 1$, the theorem does not apply here.

Let us first consider the learning rate and batch size scheduler in Figure 1(a) with a constant batch size ($b = 2^7$). Figure 1(b) compares the full gradient norm $\min_{e \in [E]} \|\nabla f(\theta_e)\|$ for training for each optimizer and indicates that SHB decreased the full gradient norm quickly. Figures 1(c) and (d) compare the empirical loss $f(\theta_e)$ and the test accuracy score. These figures indicate that SGD, SHB, and NSHB minimized f quickly and had test accuracies of approximately 70%. Next, let us compare Figure 1 with Figure 2 under the scheduler with the same learning rates in Figure 1(a) and doubly batch size every 20 epochs with the initial batch size $b_0 = 2^3$. Figures 2(b) and (c) both show that using a doubly increasing batch size results in a faster decrease of $\min_{e \in [E]} \|\nabla f(\theta_e)\|$ and $f(\theta_e)$, compared to using a constant batch size as in Figures 1(b) and (c). The numerical results in Figures 1(b) and 2(b) are supported theoretically by Theorems 3.1–3.4 indicating that NSHB and SHB with increasing batch sizes minimize the gradient norm of f faster than with constant batch sizes. In Figures 1(d) and 2(d), it can be seen that using a doubly increasing batch size leads to improved test accuracy for all optimizers except SHB, compared to using a constant batch size. Earlier, we observed that, with a constant batch size, convergence is slower, and accuracy improvement is more gradual. On the other hand, these results suggest that using an increasing batch size leads to a faster convergence and more efficient training. Additionally, when using an increasing batch size, the optimizer’s performance is better overall, particularly in terms of having faster convergence.

Now, let us compare Figure 2 ($\delta = 2$) with Figure 3 ($\delta = 4$) under the scheduler with the same learning rates as in Figure 1(a) and the batch size quadruply increasing every 40 epochs with an initial batch size $b_0 = 2^3$. From Figures 3(b) and (c), it can be observed that the larger the batch size is, the faster the decrease of the full gradient norm $\|\nabla f(\theta_e)\|$ and the empirical loss $f(\theta_e)$ are. Specifically, the quadruply increasing batch size ($\delta = 4$; Figure 3) decreases the full gradient norm $\|\nabla f(\theta_e)\|$ and the empirical loss $f(\theta_e)$ more rapidly than the doubly increasing batch size ($\delta = 2$; Figure 2). Figures 2(d) and 3(d) indicate that SGD and NSHB had greater than 70% test accuracies, which implies in turn that, for SGD and NSHB, using an increasing batch size would improve generalization more than using a constant batch size (Figure 1(d)).

4.1. Discussion and future work

Fast convergence of Adam: A particularly interesting result in Figures 2–3 is that an increasing batch size is applicable for Adam in the sense of minimizing the full gradient norm of f fastest. Hence, we can expect that Adam with an increasing batch size has a convergence rate better than the $O(\frac{1}{\sqrt{T}})$ convergence rate of NSHB and SHB in Theorems 3.3 and 3.4. In the future, we should verify the result holds

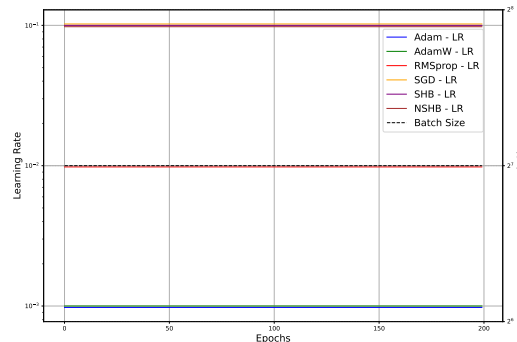
theoretically.

Full gradient norm and training loss versus test accuracy: As promised in Theorems 3.1 and 3.3, NSHB with increasing batch sizes ($\delta = 2, 4$) minimized the full gradient norm of f faster than with a constant batch size (Figures 1(b), 2(b), and 3(b)). As a result, NSHB with an increasing batch size ($\delta = 2, 4$) minimized the training loss f (Figures 1(c), 2(c), and 3(c)) and had higher test accuracies than with a constant batch size (Figures 1(d), 2(d), and 3(d)). Moreover, Figures 1–3 indicate that AdamW had almost the same trend. Although Adam and AdamW with increasing batch sizes minimized f quickly, the test accuracy of Adam was different from the test accuracy of AdamW (Figure 3(d)). Here, we have the following insights:

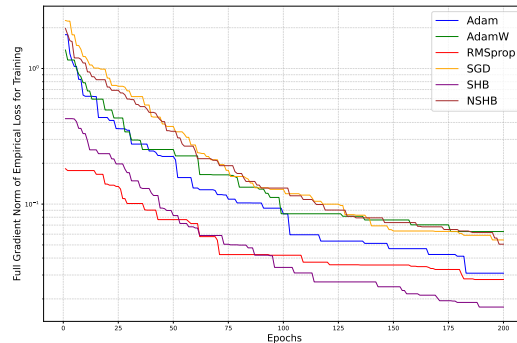
- An increasing batch size quickly minimizes the full gradient norm of the training loss in both theory and practice. In particular, SGDM with an increasing batch size converges to stationary points of the training loss, as promised in our theoretical results.
- Optimal increasing batch size schedulers with which optimizers have high test accuracies should be discussed. Specifically, we need to discuss optimal E_m and δ such that SGDM and adaptive methods (e.g., Adam and AdamW) improve generalization.

5. Conclusion

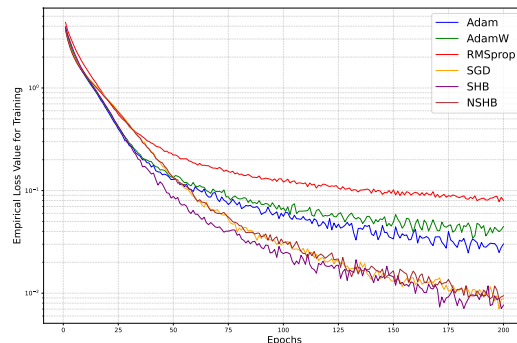
This paper presented convergence analyses of mini-batch SGDM with a constant learning rate and momentum weight. Using a constant batch size does not lead to convergence of mini-batch SGDM to stationary points of the training loss, but using an increasing batch size does lead to its convergence. This paper also provided numerical results to support our convergence analyses. In particular, using a quadruply increasing batch size had faster convergence of mini-batch SGDM than using a doubly increasing batch size. Moreover, the numerical results indicated that using an increasing batch size is also applicable for adaptive methods, such as Adam and AdamW, in the sense of minimizing the full gradient norm of the training loss. Hence, in the future, we need to verify theoretically whether adaptive methods with increasing batch sizes have faster convergence than SGDM.



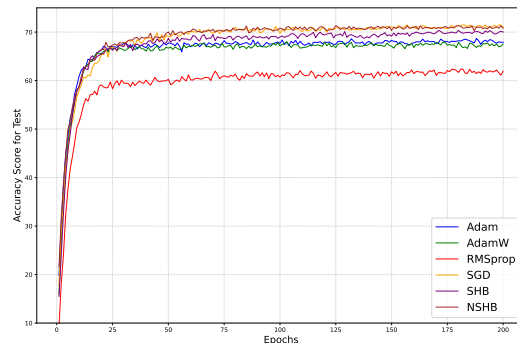
(a) Learning rate and batch size versus epochs



(b) Full gradient norm versus epochs



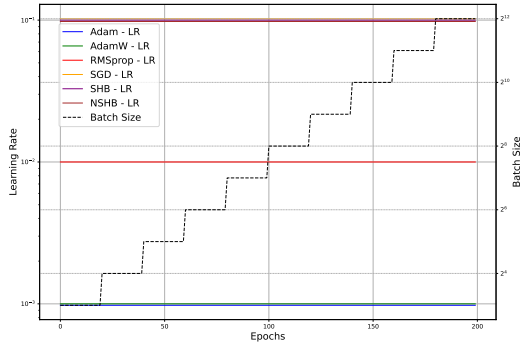
(c) Empirical loss versus epochs



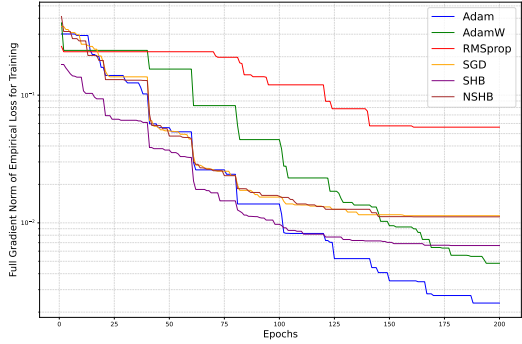
(d) Test accuracy score versus epochs

Figure 1. (a) Schedulers for each optimizer with constant learning rates and constant batch size, (b) Full gradient norm of empirical loss for training, (c) Empirical loss value for training, and (d) Accuracy score for test to train ResNet-18 on CIFAR-100 dataset.

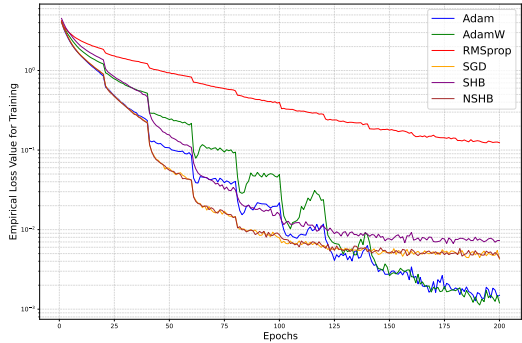
Increasing Batch Size Improves Convergence of SGDM



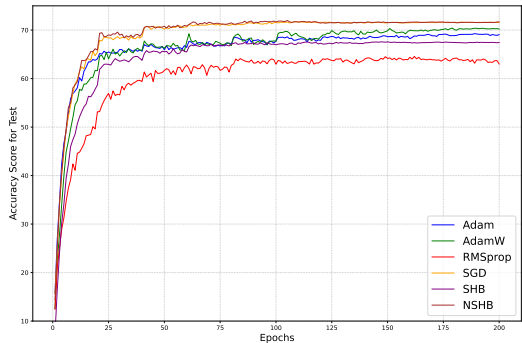
(a) Learning rate and batch size versus epochs



(b) Full gradient norm versus epochs

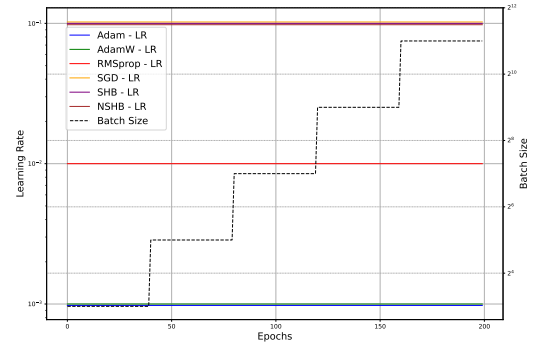


(c) Empirical loss versus epochs

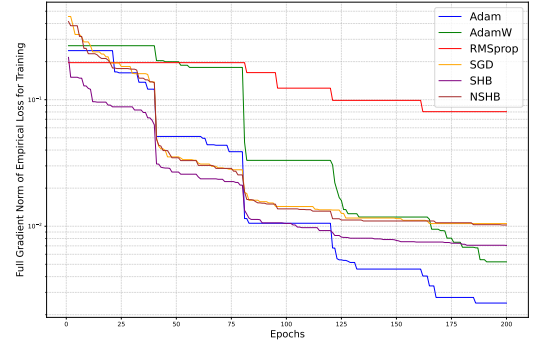


(d) Test accuracy score versus epochs

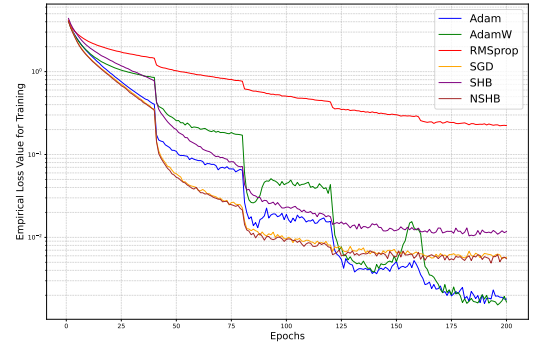
Figure 2. (a) Schedulers for each optimizer with constant learning rate and batch size doubly increasing every 20 epochs, (b) Full gradient norm of empirical loss for training, (c) Empirical loss value for training, and (d) Accuracy score for test to train ResNet-18 on CIFAR-100 dataset.



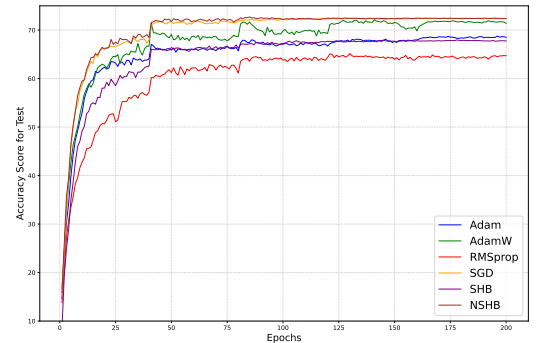
(a) Learning rate and batch size versus epochs



(b) Full gradient norm versus epochs



(c) Empirical loss versus epochs



(d) Test accuracy score versus epochs

Figure 3. (a) Schedulers for each optimizer with constant learning rates and batch size quadruply increasing every 40 epochs, (b) Full gradient norm of empirical loss for training, (c) Empirical loss value for training, and (d) Accuracy score for test to train ResNet-18 on CIFAR-100 dataset.

References

- An, W., Wang, H., Sun, Q., Xu, J., Dai, Q., and Zhang, L. A PID controller approach for stochastic optimization of deep networks. In *2018 IEEE/CVF Conference on Computer Vision and Pattern Recognition*, pp. 8522–8531, 2018.
- Balles, L., Romero, J., and Hennig, P. Coupling adaptive batch sizes with learning rates, 2016. Thirty-Third Conference on Uncertainty in Artificial Intelligence, 2017.
- Beck, A. *First-Order Methods in Optimization*. Society for Industrial and Applied Mathematics, Philadelphia, PA, 2017.
- Byrd, R. H., Chin, G. M., Nocedal, J., and Wu, Y. Sample size selection in optimization methods for machine learning. *Mathematical Programming*, 134(1):127–155, 2012.
- Cyrus, S., Hu, B., Van Scoy, B., and Lessard, L. A robust accelerated optimization algorithm for strongly convex functions. In *2018 Annual American Control Conference (ACC)*, pp. 1376–1381, 2018.
- De, S., Yadav, A., Jacobs, D., and Goldstein, T. Automated inference with adaptive batches. In *Proceedings of the 20th International Conference on Artificial Intelligence and Statistics*, volume 54 of *Proceedings of Machine Learning Research*, pp. 1504–1513. PMLR, 2017.
- Gitman, I., Lang, H., Zhang, P., and Xiao, L. Understanding the role of momentum in stochastic gradient methods. In *Advances in Neural Information Processing Systems*, volume 32. Curran Associates, Inc., 2019.
- Goyal, P., Dollár, P., Girshick, R., Noordhuis, P., Wesolowski, L., Kyrola, A., Tulloch, A., Jia, Y., and He, K. Accurate, large minibatch SGD: Training ImageNet in 1 hour, 2018.
- Gupal, A. and Bazhenov, L. T. A stochastic analog of the conjugate gradient method. *Cybernetics*, 8(1):138–140, 1972.
- Jain, P., Kakade, S. M., Kidambi, R., Netrapalli, P., and Sidford, A. Accelerating stochastic gradient descent for least squares regression. In *Conference On Learning Theory, COLT 2018, Stockholm, Sweden, 6-9 July 2018*, volume 75 of *Proceedings of Machine Learning Research*, pp. 545–604. PMLR, 2018.
- Kidambi, R., Netrapalli, P., Jain, P., and Kakade, S. M. On the insufficiency of existing momentum schemes for stochastic optimization. In *6th International Conference on Learning Representations, ICLR 2018, Vancouver, BC, Canada, April 30 - May 3, 2018, Conference Track Proceedings*, 2018.
- Kingma, D. P. and Ba, J. Adam: A method for stochastic optimization. In *Proceedings of The International Conference on Learning Representations*, 2015.
- Lessard, L., Recht, B., and Packard, A. Analysis and design of optimization algorithms via integral quadratic constraints. *SIAM Journal on Optimization*, 26(1):57–95, 2016.
- Li, X., Deng, Y., Wu, J., Zhou, D., and Gu, Q. Risk bounds of accelerated SGD for overparameterized linear regression. In *The Twelfth International Conference on Learning Representations*, 2024.
- Liang, Y., Liu, J., and Xu, D. Stochastic momentum methods for non-convex learning without bounded assumptions. *Neural Networks*, 165:830–845, August 2023.
- Liu, Y., Gao, Y., and Yin, W. An improved analysis of stochastic gradient descent with momentum. In *Advances in Neural Information Processing Systems*, volume 33, pp. 18261–18271. Curran Associates, Inc., 2020.
- Loshchilov, I. and Hutter, F. Decoupled weight decay regularization. In *Proceedings of The International Conference on Learning Representations*, 2019.
- Ma, J. and Yarats, D. Quasi-hyperbolic momentum and adam for deep learning. In *International Conference on Learning Representations*, 2019.
- Mai, V. and Johansson, M. Convergence of a stochastic gradient method with momentum for non-smooth non-convex optimization. In *Proceedings of the 37th International Conference on Machine Learning*, volume 119 of *Proceedings of Machine Learning Research*, pp. 6630–6639. PMLR, 13–18 Jul 2020.
- Nesterov, Y. A method for unconstrained convex minimization problem with the rate of convergence $O(1/k^2)$. *Doklady AN USSR*, 269:543–547, 1983.
- Paszke, A., Gross, S., Massa, F., Lerer, A., Bradbury, J., Chanan, G., Killeen, T., Lin, Z., Gimelshein, N., Antiga, L., Desmaison, A., Kopf, A., Yang, E., DeVito, Z., Raison, M., Tejani, A., Chilamkurthy, S., Steiner, B., Fang, L., Bai, J., and Chintala, S. PyTorch: An imperative style, high-performance deep learning library. In *Advances in Neural Information Processing Systems*, volume 32. Curran Associates, Inc., 2019.
- Polyak, B. T. Some methods of speeding up the convergence of iteration methods. *USSR Computational Mathematics and Mathematical Physics*, 4:1–17, 1964.
- Shallue, C. J., Lee, J., Antognini, J., Sohl-Dickstein, J., Frostig, R., and Dahl, G. E. Measuring the effects of data parallelism on neural network training. *Journal of Machine Learning Research*, 20:1–49, 2019.

- Smith, S. L., Kindermans, P.-J., and Le, Q. V. Don't decay the learning rate, increase the batch size. In *International Conference on Learning Representations*, 2018.
- Sutskever, I., Martens, J., Dahl, G., and Hinton, G. On the importance of initialization and momentum in deep learning. In *Proceedings of the 30th International Conference on Machine Learning*, pp. 1139–1147, 2013.
- Tieleman, T. and Hinton, G. RMSProp: Divide the gradient by a running average of its recent magnitude. *COURS-ERA: Neural networks for machine learning*, 4:26–31, 2012.
- Umeda, H. and Iiduka, H. Increasing both batch size and learning rate accelerates stochastic gradient descent, 2024.
- Van Scoy, B., Freeman, R. A., and Lynch, K. M. The fastest known globally convergent first-order method for minimizing strongly convex functions. *IEEE Control Systems Letters*, 2(1):49–54, 2018.
- Varre, A. and Flammarion, N. Accelerated SGD for non-strongly-convex least squares. In Loh, P.-L. and Raginsky, M. (eds.), *Proceedings of Thirty Fifth Conference on Learning Theory*, volume 178 of *Proceedings of Machine Learning Research*, pp. 2062–2126. PMLR, 02–05 Jul 2022.
- Yan, Y., Yang, T., Li, Z., Lin, Q., and Yang, Y. A unified analysis of stochastic momentum methods for deep learning. In *Proceedings of the Twenty-Seventh International Joint Conference on Artificial Intelligence, IJCAI-18*, pp. 2955–2961. International Joint Conferences on Artificial Intelligence Organization, 7 2018.
- Yu, H., Jin, R., and Yang, S. On the linear speedup analysis of communication efficient momentum SGD for distributed non-convex optimization. In *Proceedings of the 36th International Conference on Machine Learning*, volume 97 of *Proceedings of Machine Learning Research*, pp. 7184–7193. PMLR, 09–15 Jun 2019.
- Zhang, G., Li, L., Nado, Z., Martens, J., Sachdeva, S., Dahl, G. E., Shallue, C. J., and Grosse, R. Which algorithmic choices matter at which batch sizes? Insights from a noisy quadratic model. In *Advances in Neural Information Processing Systems*, volume 32, 2019.

A. Proofs of Theorems in the Paper

A.1. Proposition and Lemma

The following proposition holds for the mini-batch gradient.

Proposition A.1. *Let $t \in \mathbb{N}$, ξ_t be a random variable independent of ξ_j ($j \in [0 : t - 1]$), $\theta_t \in \mathbb{R}^d$ be independent of ξ_t , and $\nabla f_{B_t}(\theta_t)$ be the mini-batch gradient, where $f_{\xi_{t,i}}$ ($i \in [b_t]$) is the stochastic gradient (see Assumption 2.1(A2)). Then, the following hold:*

$$\mathbb{E}_{\xi_t} \left[\nabla f_{B_t}(\theta_t) \middle| \hat{\xi}_{t-1} \right] = \nabla f(\theta_t) \text{ and } \mathbb{V}_{\xi_t} \left[\nabla f_{B_t}(\theta_t) \middle| \hat{\xi}_{t-1} \right] \leq \frac{\sigma^2}{b_t},$$

where $\mathbb{E}_{\xi_t}[\cdot | \hat{\xi}_{t-1}]$ and $\mathbb{V}_{\xi_t}[\cdot | \hat{\xi}_{t-1}]$ are respectively the expectation and variance with respect to ξ_t conditioned on $\xi_{t-1} = \hat{\xi}_{t-1}$.

Proof. Assumption 2.1(A3) and the independence of b_t and ξ_t ensure that

$$\mathbb{E}_{\xi_t} \left[\nabla f_{B_t}(\theta_t) \middle| \hat{\xi}_{t-1} \right] = \mathbb{E}_{\xi_t} \left[\frac{1}{b_t} \sum_{i=1}^{b_t} \nabla f_{\xi_{t,i}}(\theta_t) \middle| \hat{\xi}_{t-1} \right] = \frac{1}{b_t} \sum_{i=1}^{b_t} \mathbb{E}_{\xi_{t,i}} \left[\nabla f_{\xi_{t,i}}(\theta_t) \middle| \hat{\xi}_{t-1} \right],$$

which, together with Assumption 2.1(A2)(i) and the independence of ξ_t and ξ_{t-1} , implies that

$$\mathbb{E}_{\xi_t} \left[\nabla f_{B_t}(\theta_t) \middle| \hat{\xi}_{t-1} \right] = \frac{1}{b_t} \sum_{i=1}^{b_t} \nabla f(\theta_t) = \nabla f(\theta_t). \quad (6)$$

Assumption 2.1(A3), the independence of b_t and ξ_t , and (6) imply that

$$\begin{aligned} \mathbb{V}_{\xi_t} \left[\nabla f_{B_t}(\theta_t) \middle| \hat{\xi}_{t-1} \right] &= \mathbb{E}_{\xi_t} \left[\left\| \nabla f_{B_t}(\theta_t) - \nabla f(\theta_t) \right\|^2 \middle| \hat{\xi}_{t-1} \right] \\ &= \mathbb{E}_{\xi_t} \left[\left\| \frac{1}{b_t} \sum_{i=1}^{b_t} \nabla f_{\xi_{t,i}}(\theta_t) - \nabla f(\theta_t) \right\|^2 \middle| \hat{\xi}_{t-1} \right] \\ &= \frac{1}{b_t^2} \mathbb{E}_{\xi_t} \left[\left\| \sum_{i=1}^{b_t} (\nabla f_{\xi_{t,i}}(\theta_t) - \nabla f(\theta_t)) \right\|^2 \middle| \hat{\xi}_{t-1} \right]. \end{aligned}$$

From the independence of $\xi_{t,i}$ and $\xi_{t,j}$ ($i \neq j$) and Assumption 2.1(A2)(i), for all $i, j \in [b_t]$ such that $i \neq j$,

$$\begin{aligned} &\mathbb{E}_{\xi_{t,i}} \left[\langle \nabla f_{\xi_{t,i}}(\theta_t) - \nabla f(\theta_t), \nabla f_{\xi_{t,j}}(\theta_t) - \nabla f(\theta_t) \rangle \middle| \hat{\xi}_{t-1} \right] \\ &= \langle \mathbb{E}_{\xi_{t,i}} [\nabla f_{\xi_{t,i}}(\theta_t) | \hat{\xi}_{t-1}] - \nabla f(\theta_t), \mathbb{E}_{\xi_{t,j}} [\nabla f_{\xi_{t,j}}(\theta_t) | \hat{\xi}_{t-1}] - \nabla f(\theta_t) \rangle \\ &= 0. \end{aligned}$$

Hence, Assumption 2.1(A2)(ii) guarantees that

$$\mathbb{V}_{\xi_t} \left[\nabla f_{B_t}(\theta_t) \middle| \hat{\xi}_{t-1} \right] = \frac{1}{b_t^2} \sum_{i=1}^{b_t} \mathbb{E}_{\xi_{t,i}} \left[\left\| \nabla f_{\xi_{t,i}}(\theta_t) - \nabla f(\theta_t) \right\|^2 \middle| \hat{\xi}_{t-1} \right] \leq \frac{\sigma^2 b_t}{b_t^2} = \frac{\sigma^2}{b_t},$$

which completes the proof. \square

Motivated by Lemma 1 in (Liu et al., 2020), we prove the following lemma.

Lemma A.2. *Under Assumption 2.1, Algorithm 1 satisfies that, for all $t \in \{0\} \cup \mathbb{N}$,*

$$\mathbb{E} \left[\left\| \mathbf{m}_t - (1 - \beta) \sum_{i=0}^t \beta^{t-i} \nabla f(\theta_i) \right\|^2 \right] \leq (1 - \beta)^2 \sigma^2 \sum_{i=0}^t \frac{\beta^{2(t-i)}}{b_i},$$

where \mathbb{E} denotes the total expectation defined by $\mathbb{E} := \mathbb{E}_{\xi_0} \mathbb{E}_{\xi_1} \cdots \mathbb{E}_{\xi_t}$.

Proof. The definition of \mathbf{m}_t and $\mathbf{m}_{-1} := \mathbf{0}$ ensure that

$$\begin{aligned} \mathbf{m}_t &= \beta \mathbf{m}_{t-1} + (1 - \beta) \nabla f_{B_t}(\boldsymbol{\theta}_t) \\ &= \beta \{ \beta \mathbf{m}_{t-2} + (1 - \beta) \nabla f_{B_{t-1}}(\boldsymbol{\theta}_{t-1}) \} + (1 - \beta) \nabla f_{B_t}(\boldsymbol{\theta}_t) \\ &= \beta^2 \mathbf{m}_{t-2} + (1 - \beta) \{ \beta \nabla f_{B_{t-1}}(\boldsymbol{\theta}_{t-1}) + \beta^0 \nabla f_{B_t}(\boldsymbol{\theta}_t) \} \\ &= \beta^{t+1} \mathbf{m}_{-1} + (1 - \beta) \sum_{i=0}^t \beta^{t-i} \nabla f_{B_i}(\boldsymbol{\theta}_i) \\ &= (1 - \beta) \sum_{i=0}^t \beta^{t-i} \nabla f_{B_i}(\boldsymbol{\theta}_i), \end{aligned}$$

which, together with $\|\boldsymbol{\theta}\|^2 = \langle \boldsymbol{\theta}, \boldsymbol{\theta} \rangle$, implies that

$$\begin{aligned} \left\| \mathbf{m}_t - (1 - \beta) \sum_{i=0}^t \beta^{t-i} \nabla f(\boldsymbol{\theta}_i) \right\|^2 &= (1 - \beta)^2 \left\| \sum_{i=0}^t \beta^{t-i} (\nabla f_{B_i}(\boldsymbol{\theta}_i) - \nabla f(\boldsymbol{\theta}_i)) \right\|^2 \\ &= (1 - \beta)^2 \sum_{i=0}^t \sum_{j=0}^t \langle \beta^{t-i} (\nabla f_{B_i}(\boldsymbol{\theta}_i) - \nabla f(\boldsymbol{\theta}_i)), \beta^{t-j} (\nabla f_{B_j}(\boldsymbol{\theta}_j) - \nabla f(\boldsymbol{\theta}_j)) \rangle. \end{aligned}$$

Let i and j satisfy $0 \leq j < i \leq t$. Proposition A.1 and Assumptions (A2) and (A3) imply that

$$\begin{aligned} &\mathbb{E} [\langle \nabla f_{B_i}(\boldsymbol{\theta}_i) - \nabla f(\boldsymbol{\theta}_i), \nabla f_{B_j}(\boldsymbol{\theta}_j) - \nabla f(\boldsymbol{\theta}_j) \rangle] \\ &= \mathbb{E}_{\boldsymbol{\xi}_0} \mathbb{E}_{\boldsymbol{\xi}_1} \cdots \mathbb{E}_{\boldsymbol{\xi}_t} [\langle \nabla f_{B_i}(\boldsymbol{\theta}_i) - \mathbb{E}_{\boldsymbol{\xi}_i} [\nabla f_{B_i}(\boldsymbol{\theta}_i)], \nabla f_{B_j}(\boldsymbol{\theta}_j) - \mathbb{E}_{\boldsymbol{\xi}_j} [\nabla f_{B_j}(\boldsymbol{\theta}_j)] \rangle] \\ &= \mathbb{E}_{\boldsymbol{\xi}_0} \mathbb{E}_{\boldsymbol{\xi}_1} \cdots \mathbb{E}_{\boldsymbol{\xi}_i} [\langle \nabla f_{B_i}(\boldsymbol{\theta}_i) - \mathbb{E}_{\boldsymbol{\xi}_i} [\nabla f_{B_i}(\boldsymbol{\theta}_i)], \nabla f_{B_j}(\boldsymbol{\theta}_j) - \mathbb{E}_{\boldsymbol{\xi}_j} [\nabla f_{B_j}(\boldsymbol{\theta}_j)] \rangle] \\ &= \mathbb{E}_{\boldsymbol{\xi}_0} \mathbb{E}_{\boldsymbol{\xi}_1} \cdots \mathbb{E}_{\boldsymbol{\xi}_{i-1}} [\langle \mathbb{E}_{\boldsymbol{\xi}_i} [\nabla f_{B_i}(\boldsymbol{\theta}_i)] - \mathbb{E}_{\boldsymbol{\xi}_i} [\nabla f_{B_i}(\boldsymbol{\theta}_i)], \nabla f_{B_j}(\boldsymbol{\theta}_j) - \mathbb{E}_{\boldsymbol{\xi}_j} [\nabla f_{B_j}(\boldsymbol{\theta}_j)] \rangle] \\ &= 0. \end{aligned}$$

A similar argument as in the case where $j < i$ ensures the above equation also holds for $i < j$. Hence, Proposition A.1 guarantees that, for all $t \in \mathbb{N}$,

$$\begin{aligned} \mathbb{E} \left[\left\| \mathbf{m}_t - (1 - \beta) \sum_{i=0}^t \beta^{t-i} \nabla f(\boldsymbol{\theta}_i) \right\|^2 \right] &= (1 - \beta)^2 \sum_{i=0}^t \mathbb{E} [\langle \beta^{t-i} (\nabla f_{B_i}(\boldsymbol{\theta}_i) - \nabla f(\boldsymbol{\theta}_i)), \beta^{t-i} (\nabla f_{B_i}(\boldsymbol{\theta}_i) - \nabla f(\boldsymbol{\theta}_i)) \rangle] \\ &= (1 - \beta)^2 \sum_{i=0}^t \beta^{2(t-i)} \mathbb{E} [\|\nabla f_{B_i}(\boldsymbol{\theta}_i) - \nabla f(\boldsymbol{\theta}_i)\|^2] \\ &\leq (1 - \beta)^2 \sum_{i=0}^t \beta^{2(t-i)} \frac{\sigma^2}{b_i}, \end{aligned}$$

which completes the proof. \square

A.2. Proofs of Theorems 3.3 and 3.4

Using Lemma A.2, we have the following.

Lemma A.3. *Suppose that Assumption 2.1 holds and $(\boldsymbol{\theta}_t)$ is the sequence generated by Algorithm 1. We define (\mathbf{z}_t) for all $t \in \{0\} \cup \mathbb{N}$ as*

$$\mathbf{z}_t := \begin{cases} \boldsymbol{\theta}_t & (t = 0) \\ \frac{1}{1-\beta} \boldsymbol{\theta}_t - \frac{\beta}{1-\beta} \boldsymbol{\theta}_{t-1} & (t \geq 1). \end{cases}$$

Then, for all $t \in \{0\} \cup \mathbb{N}$,

$$\mathbb{E}[f(\mathbf{z}_{t+1})] \leq \mathbb{E}[f(\mathbf{z}_t)] + \eta \left[L \left\{ \left(\frac{\beta}{1-\beta} \right)^2 + \frac{3}{2} \right\} \eta - 1 \right] \mathbb{E}[\|\nabla f(\boldsymbol{\theta}_t)\|^2] + \frac{L\sigma^2\eta^2}{2} \left\{ \beta^2 \sum_{i=0}^{t-1} \frac{\beta^{2(t-1-i)}}{b_i} + \frac{1}{b_t} \right\}$$

$$+ \left(\frac{1}{1-\beta} \right)^2 L\eta^2(1-\beta)^2 \mathbb{E} \left[\left\| \frac{1-\beta}{1-\beta^t} \sum_{i=0}^t \beta^{t-i} \nabla f(\boldsymbol{\theta}_i) - \nabla f(\boldsymbol{\theta}_t) \right\|^2 \right],$$

where $L := \frac{1}{n} \sum_{i \in [n]} L_i$ is the Lipschitz constant of ∇f and we assume that $\sum_{i=0}^{-1} a_i := 0$ for some $a_i \in \mathbb{R}$.

Proof. The descent lemma (Beck, 2017, Lemma 5.7) ensures that, for all $t \in \{0\} \cup \mathbb{N}$,

$$\mathbb{E}_{\boldsymbol{\xi}_t}[f(\mathbf{z}_{t+1})] \leq f(\mathbf{z}_t) + \mathbb{E}_{\boldsymbol{\xi}_t}[\langle \nabla f(\mathbf{z}_t), \mathbf{z}_{t+1} - \mathbf{z}_t \rangle] + \frac{L}{2} \mathbb{E}_{\boldsymbol{\xi}_t}[\|\mathbf{z}_{t+1} - \mathbf{z}_t\|^2],$$

which, together with $\mathbf{z}_{t+1} = \mathbf{z}_t - \eta \nabla f_{B_t}(\boldsymbol{\theta}_t)$ (Liu et al., 2020, Lemma 3), implies that

$$\mathbb{E}_{\boldsymbol{\xi}_t}[f(\mathbf{z}_{t+1})] \leq f(\mathbf{z}_t) - \eta \underbrace{\mathbb{E}_{\boldsymbol{\xi}_t}[\langle \nabla f(\mathbf{z}_t), \nabla f_{B_t}(\boldsymbol{\theta}_t) \rangle]}_{X_t} + \frac{L\eta^2}{2} \underbrace{\mathbb{E}_{\boldsymbol{\xi}_t}[\|\nabla f_{B_t}(\boldsymbol{\theta}_t)\|^2]}_{Y_t}. \quad (7)$$

From Proposition A.1, we have that

$$X_t = \langle \nabla f(\mathbf{z}_t), \mathbb{E}_{\boldsymbol{\xi}_t}[\nabla f_{B_t}(\boldsymbol{\theta}_t)] \rangle = \langle \nabla f(\mathbf{z}_t), \nabla f(\boldsymbol{\theta}_t) \rangle,$$

which, together with the Cauchy–Schwarz inequality, Young’s inequality, and L -smoothness of f , implies that, for all $\rho > 0$,

$$\begin{aligned} -\eta X_t &= \langle \nabla f(\mathbf{z}_t), -\eta \nabla f(\boldsymbol{\theta}_t) \rangle \\ &= \langle \nabla f(\mathbf{z}_t) - \nabla f(\boldsymbol{\theta}_t), -\eta \nabla f(\boldsymbol{\theta}_t) \rangle - \eta \|\nabla f(\boldsymbol{\theta}_t)\|^2 \\ &\leq (\sqrt{\eta} \|\nabla f(\mathbf{z}_t) - \nabla f(\boldsymbol{\theta}_t)\|)(\sqrt{\eta} \|\nabla f(\boldsymbol{\theta}_t)\|) - \eta \|\nabla f(\boldsymbol{\theta}_t)\|^2 \\ &\leq \frac{\rho\eta}{2} \|\nabla f(\mathbf{z}_t) - \nabla f(\boldsymbol{\theta}_t)\|^2 + \frac{\eta}{2\rho} \|\nabla f(\boldsymbol{\theta}_t)\|^2 - \eta \|\nabla f(\boldsymbol{\theta}_t)\|^2 \\ &\leq \frac{\rho\eta L^2}{2} \|\mathbf{z}_t - \boldsymbol{\theta}_t\|^2 + \eta \left(\frac{1}{2\rho} - 1 \right) \|\nabla f(\boldsymbol{\theta}_t)\|^2. \end{aligned}$$

The definitions of \mathbf{z}_t and $\boldsymbol{\theta}_t (= \boldsymbol{\theta}_{t-1} - \eta \mathbf{m}_{t-1})$ ensure that, for all $t \geq 1$,

$$\mathbf{z}_t = \frac{1}{1-\beta} \boldsymbol{\theta}_t - \frac{\beta}{1-\beta} (\boldsymbol{\theta}_t + \eta \mathbf{m}_{t-1}) = \boldsymbol{\theta}_t - \frac{\beta}{1-\beta} \eta \mathbf{m}_{t-1}.$$

From $\mathbf{m}_{-1} := \mathbf{0}$ and $\mathbf{z}_0 = \boldsymbol{\theta}_0$, we have that, for all $t \in \{0\} \cup \mathbb{N}$,

$$\mathbf{z}_t = \boldsymbol{\theta}_t - \frac{\beta}{1-\beta} \eta \mathbf{m}_{t-1}.$$

Accordingly, we have that

$$-\eta X_t \leq \frac{\rho\eta^3 L^2}{2} \left(\frac{\beta}{1-\beta} \right)^2 \|\mathbf{m}_{t-1}\|^2 + \eta \left(\frac{1}{2\rho} - 1 \right) \|\nabla f(\boldsymbol{\theta}_t)\|^2. \quad (8)$$

From $\|\boldsymbol{\theta}_1 + \boldsymbol{\theta}_2\|^2 \leq 2\|\boldsymbol{\theta}_1\|^2 + 2\|\boldsymbol{\theta}_2\|^2$, we have that

$$\|\mathbf{m}_{t-1}\|^2 \leq 2 \left\| \mathbf{m}_{t-1} - (1-\beta) \sum_{i=0}^{t-1} \beta^{t-1-i} \nabla f(\boldsymbol{\theta}_i) \right\|^2 + 2 \underbrace{\left\| (1-\beta) \sum_{i=0}^{t-1} \beta^{t-1-i} \nabla f(\boldsymbol{\theta}_i) \right\|^2}_{Z_t}. \quad (9)$$

Moreover, for all $t \geq 2$,

$$\frac{1}{(1-\beta^{t-1})^2} Z_t \leq 2 \|\nabla f(\boldsymbol{\theta}_t)\|^2 + 2 \underbrace{\left\| \frac{1-\beta}{1-\beta^{t-1}} \sum_{i=0}^{t-1} \beta^{t-1-i} \nabla f(\boldsymbol{\theta}_i) - \nabla f(\boldsymbol{\theta}_t) \right\|^2}_{W_t}. \quad (10)$$

Meanwhile, we also have that

$$\begin{aligned}
 & \left\| \frac{1-\beta}{1-\beta^t} \sum_{i=0}^t \beta^{t-i} \nabla f(\boldsymbol{\theta}_i) - \nabla f(\boldsymbol{\theta}_t) \right\|^2 \\
 &= \left\| \frac{1-\beta}{1-\beta^t} \left(\beta^t \nabla f(\boldsymbol{\theta}_0) + \beta^{t-1} \nabla f(\boldsymbol{\theta}_1) + \dots + \beta^{t-(t-1)} \nabla f(\boldsymbol{\theta}_{t-1}) + \nabla f(\boldsymbol{\theta}_t) \right) - \nabla f(\boldsymbol{\theta}_t) \right\|^2 \\
 &= \left\| \frac{1-\beta}{1-\beta^t} \left(\beta^t \nabla f(\boldsymbol{\theta}_0) + \beta^{t-1} \nabla f(\boldsymbol{\theta}_1) + \dots + \beta^{t-(t-1)} \nabla f(\boldsymbol{\theta}_{t-1}) \right) + \left(\frac{1-\beta}{1-\beta^t} - 1 \right) \nabla f(\boldsymbol{\theta}_t) \right\|^2 \\
 &= \left\| \frac{1-\beta}{1-\beta^t} \left(\beta^t \nabla f(\boldsymbol{\theta}_0) + \beta^{t-1} \nabla f(\boldsymbol{\theta}_1) + \dots + \beta^{t-(t-1)} \nabla f(\boldsymbol{\theta}_{t-1}) \right) - \frac{\beta - \beta^t}{1-\beta^t} \nabla f(\boldsymbol{\theta}_t) \right\|^2 \\
 &= \left\| \frac{1-\beta}{1-\beta^t} \beta \left(\beta^{t-1} \nabla f(\boldsymbol{\theta}_0) + \beta^{t-2} \nabla f(\boldsymbol{\theta}_1) + \dots + \beta^{t-(t-1)} \nabla f(\boldsymbol{\theta}_{t-2}) + \nabla f(\boldsymbol{\theta}_{t-1}) \right) - \frac{1-\beta^{t-1}}{1-\beta^t} \beta \nabla f(\boldsymbol{\theta}_t) \right\|^2 \\
 &= \beta^2 \left(\frac{1-\beta^{t-1}}{1-\beta^t} \right)^2 \left\| \frac{1-\beta}{1-\beta^{t-1}} \sum_{i=0}^{t-1} \beta^{t-1-i} \nabla f(\boldsymbol{\theta}_i) - \nabla f(\boldsymbol{\theta}_t) \right\|^2 \\
 &= \beta^2 \left(\frac{1-\beta^{t-1}}{1-\beta^t} \right)^2 W_t,
 \end{aligned}$$

which implies that, for all $t \geq 2$,

$$W_t = \frac{(1-\beta^t)^2}{\beta^2(1-\beta^{t-1})^2} \left\| \frac{1-\beta}{1-\beta^t} \sum_{i=0}^t \beta^{t-i} \nabla f(\boldsymbol{\theta}_i) - \nabla f(\boldsymbol{\theta}_t) \right\|^2. \quad (11)$$

From (9), (10), and (11),

$$\begin{aligned}
 \|\mathbf{m}_{t-1}\|^2 &\leq 2 \left\| \mathbf{m}_{t-1} - (1-\beta) \sum_{i=0}^{t-1} \beta^{t-1-i} \nabla f(\boldsymbol{\theta}_i) \right\|^2 + 2 \left\{ 2(1-\beta^{t-1})^2 \|\nabla f(\boldsymbol{\theta}_t)\|^2 \right. \\
 &\quad \left. + 2(1-\beta^{t-1})^2 \frac{(1-\beta^t)^2}{\beta^2(1-\beta^{t-1})^2} \left\| \frac{1-\beta}{1-\beta^t} \sum_{i=0}^t \beta^{t-i} \nabla f(\boldsymbol{\theta}_i) - \nabla f(\boldsymbol{\theta}_t) \right\|^2 \right\} \\
 &= 2 \left\| \mathbf{m}_{t-1} - (1-\beta) \sum_{i=0}^{t-1} \beta^{t-1-i} \nabla f(\boldsymbol{\theta}_i) \right\|^2 + 4(1-\beta^{t-1})^2 \|\nabla f(\boldsymbol{\theta}_t)\|^2 \\
 &\quad + \frac{4(1-\beta^t)^2}{\beta^2} \left\| \frac{1-\beta}{1-\beta^t} \sum_{i=0}^t \beta^{t-i} \nabla f(\boldsymbol{\theta}_i) - \nabla f(\boldsymbol{\theta}_t) \right\|^2
 \end{aligned}$$

Hence, (8) ensures that

$$\begin{aligned}
 -\eta X_t &\leq \frac{\rho\eta^3 L^2}{2} \left(\frac{\beta}{1-\beta} \right)^2 \left\{ 2 \left\| \mathbf{m}_{t-1} - (1-\beta) \sum_{i=0}^{t-1} \beta^{t-1-i} \nabla f(\boldsymbol{\theta}_i) \right\|^2 + 4(1-\beta^{t-1})^2 \|\nabla f(\boldsymbol{\theta}_t)\|^2 \right. \\
 &\quad \left. + \frac{4(1-\beta^t)^2}{\beta^2} \left\| \frac{1-\beta}{1-\beta^t} \sum_{i=0}^t \beta^{t-i} \nabla f(\boldsymbol{\theta}_i) - \nabla f(\boldsymbol{\theta}_t) \right\|^2 \right\} + \eta \left(\frac{1}{2\rho} - 1 \right) \|\nabla f(\boldsymbol{\theta}_t)\|^2 \\
 &= \rho\eta^3 L^2 \left(\frac{\beta}{1-\beta} \right)^2 \left\| \mathbf{m}_{t-1} - (1-\beta) \sum_{i=0}^{t-1} \beta^{t-1-i} \nabla f(\boldsymbol{\theta}_i) \right\|^2 + 2\rho\eta^3 L^2 \left(\frac{\beta}{1-\beta} \right)^2 (1-\beta^{t-1})^2 \|\nabla f(\boldsymbol{\theta}_t)\|^2 \\
 &\quad + 2\rho\eta^3 L^2 \left(\frac{1}{1-\beta} \right)^2 (1-\beta^t)^2 \left\| \frac{1-\beta}{1-\beta^t} \sum_{i=0}^t \beta^{t-i} \nabla f(\boldsymbol{\theta}_i) - \nabla f(\boldsymbol{\theta}_t) \right\|^2 + \eta \left(\frac{1}{2\rho} - 1 \right) \|\nabla f(\boldsymbol{\theta}_t)\|^2.
 \end{aligned}$$

Let us take the total expectation on both sides of the above inequality. Lemma A.2 then guarantees that, for all $t \geq 2$ and for all $\rho > 0$,

$$\begin{aligned}
 -\eta \mathbb{E}[X_t] &\leq \rho \eta^3 L^2 \left(\frac{\beta}{1-\beta} \right)^2 (1-\beta)^2 \sigma^2 \sum_{i=0}^{t-1} \frac{\beta^{2(t-1-i)}}{b_i} + 2\rho \eta^3 L^2 \left(\frac{\beta}{1-\beta} \right)^2 (1-\beta^{t-1})^2 \mathbb{E}[\|\nabla f(\boldsymbol{\theta}_t)\|^2] \\
 &\quad + 2\rho \eta^3 L^2 \left(\frac{1}{1-\beta} \right)^2 (1-\beta^t)^2 \mathbb{E} \left[\left\| \frac{1-\beta}{1-\beta^t} \sum_{i=0}^t \beta^{t-i} \nabla f(\boldsymbol{\theta}_i) - \nabla f(\boldsymbol{\theta}_t) \right\|^2 \right] + \eta \left(\frac{1}{2\rho} - 1 \right) \mathbb{E}[\|\nabla f(\boldsymbol{\theta}_t)\|^2] \\
 &\leq \rho \eta^3 L^2 \beta^2 \sigma^2 \sum_{i=0}^{t-1} \frac{\beta^{2(t-1-i)}}{b_i} + 2\rho \eta^3 L^2 \left(\frac{\beta}{1-\beta} \right)^2 \mathbb{E}[\|\nabla f(\boldsymbol{\theta}_t)\|^2] \\
 &\quad + 2\rho \eta^3 L^2 \left(\frac{1}{1-\beta} \right)^2 (1-\beta^t)^2 \mathbb{E} \left[\left\| \frac{1-\beta}{1-\beta^t} \sum_{i=0}^t \beta^{t-i} \nabla f(\boldsymbol{\theta}_i) - \nabla f(\boldsymbol{\theta}_t) \right\|^2 \right] + \eta \left(\frac{1}{2\rho} - 1 \right) \mathbb{E}[\|\nabla f(\boldsymbol{\theta}_t)\|^2].
 \end{aligned} \tag{12}$$

Moreover, Proposition A.1 guarantees that

$$\begin{aligned}
 \mathbb{E}[Y_t] &= \mathbb{E}_{\boldsymbol{\xi}_t} \left[\|\nabla f_{B_t}(\boldsymbol{\theta}_t) - \nabla f(\boldsymbol{\theta}_t) + \nabla f(\boldsymbol{\theta}_t)\|^2 \mid \hat{\boldsymbol{\xi}}_{t-1} \right] \\
 &= \mathbb{E}[\|\nabla f_{B_t}(\boldsymbol{\theta}_t) - \nabla f(\boldsymbol{\theta}_t)\|^2] + 2\mathbb{E}[\langle \nabla f_{B_t}(\boldsymbol{\theta}_t) - \nabla f(\boldsymbol{\theta}_t), \nabla f(\boldsymbol{\theta}_t) \rangle] + \mathbb{E}[\|\nabla f(\boldsymbol{\theta}_t)\|^2] \\
 &\leq \frac{\sigma^2}{b_t} + \mathbb{E}[\|\nabla f(\boldsymbol{\theta}_t)\|^2].
 \end{aligned} \tag{13}$$

Therefore, from (7), (12), and (13), for all $t \geq 2$ and for all $\rho > 0$,

$$\begin{aligned}
 \mathbb{E}[f(\mathbf{z}_{t+1})] &\leq \mathbb{E}[f(\mathbf{z}_t)] - \eta \mathbb{E}[X_t] + \frac{L\eta^2}{2} \mathbb{E}[Y_t] \\
 &\leq \mathbb{E}[f(\mathbf{z}_t)] + \rho \eta^3 L^2 \beta^2 \sigma^2 \sum_{i=0}^{t-1} \frac{\beta^{2(t-1-i)}}{b_i} + 2\rho \eta^3 L^2 \left(\frac{\beta}{1-\beta} \right)^2 \mathbb{E}[\|\nabla f(\boldsymbol{\theta}_t)\|^2] + \eta \left(\frac{1}{2\rho} - 1 \right) \mathbb{E}[\|\nabla f(\boldsymbol{\theta}_t)\|^2] \\
 &\quad + 2\rho \eta^3 L^2 \left(\frac{1}{1-\beta} \right)^2 (1-\beta^t)^2 \left\| \frac{1-\beta}{1-\beta^t} \sum_{i=0}^t \beta^{t-i} \nabla f(\boldsymbol{\theta}_i) - \nabla f(\boldsymbol{\theta}_t) \right\|^2 + \frac{L\eta^2}{2} \left(\frac{\sigma^2}{b_t} + \mathbb{E}[\|\nabla f(\boldsymbol{\theta}_t)\|^2] \right) \\
 &= \mathbb{E}[f(\mathbf{z}_t)] + \underbrace{\left\{ 2\rho \eta^3 L^2 \left(\frac{\beta}{1-\beta} \right)^2 + \eta \left(\frac{1}{2\rho} - 1 \right) + \frac{L\eta^2}{2} \right\}}_A \mathbb{E}[\|\nabla f(\boldsymbol{\theta}_t)\|^2] \\
 &\quad + \underbrace{L\eta^2 \sigma^2 \left(\rho \eta L \beta^2 \sum_{i=0}^{t-1} \frac{\beta^{2(t-1-i)}}{b_i} + \frac{1}{2b_t} \right)}_{B_t} \\
 &\quad + \underbrace{2\rho \eta^3 L^2 \left(\frac{1}{1-\beta} \right)^2 (1-\beta^t)^2 \left\| \frac{1-\beta}{1-\beta^t} \sum_{i=0}^t \beta^{t-i} \nabla f(\boldsymbol{\theta}_i) - \nabla f(\boldsymbol{\theta}_t) \right\|^2}_C.
 \end{aligned}$$

The setting $\rho := \frac{1}{2L\eta}$ implies that, for all $t \geq 2$,

$$\begin{aligned}
 A &= \frac{L^2 \eta^3}{L\eta} \left(\frac{\beta}{1-\beta} \right)^2 + \eta(L\eta - 1) + \frac{L\eta^2}{2} = L\eta^2 \left(\frac{\beta}{1-\beta} \right)^2 + \eta(L\eta - 1) + \frac{L\eta^2}{2} \\
 &= L \left\{ \left(\frac{\beta}{1-\beta} \right)^2 + \frac{3}{2} \right\} \eta^2 - \eta, \\
 B_t &= \frac{L\eta \beta^2}{2L\eta} \sum_{i=0}^{t-1} \frac{\beta^{2(t-1-i)}}{b_i} + \frac{1}{2b_t} = \frac{1}{2} \left(\beta^2 \sum_{i=0}^{t-1} \frac{\beta^{2(t-1-i)}}{b_i} + \frac{1}{b_t} \right), \quad C = \frac{2L^2 \eta^3}{2L\eta} = L\eta^2.
 \end{aligned}$$

When $t = 0$, from $\|\mathbf{m}_{-1}\| = 0$ and $\sum_{i=0}^{-1} a_i := 0$, the assertion in Lemma A.3 holds. When $t = 1$, assuming $\frac{1}{1-\beta^0} := 1$, the assertion in Lemma A.3 again holds. This completes the proof. \square

Using Lemma A.3, we have the following lemma.

Lemma A.4. *Suppose that Assumption 2.1 holds and $(\boldsymbol{\theta}_t)$ is the sequence generated by Algorithm 1 with $\eta > 0$ satisfying*

$$\eta \leq \frac{1 - \beta}{2\sqrt{2}\sqrt{\beta + \beta^2}L}.$$

Let (\mathbf{z}_t) be the sequence defined as in Lemma A.3 and define $L_t \in \mathbb{R}$ for all $t \in \{0\} \cup \mathbb{N}$ as

$$L_t := \begin{cases} f(\mathbf{z}_0) - f^* & (t = 0) \\ f(\mathbf{z}_1) - f^* & (t = 1) \\ f(\mathbf{z}_t) - f^* + \sum_{i=1}^{t-1} c_i \|\boldsymbol{\theta}_{t+1-i} - \boldsymbol{\theta}_{t-i}\|^2 & (t \geq 2), \end{cases}$$

where f^* is the minimum value of f over \mathbb{R}^d and $(c_i) \subset \mathbb{R}_{++}$ is defined by

$$c_1 = \frac{(\beta + \beta^2)L^3\eta^2}{(1 - \beta)^2\{(1 - \beta)^2 - 4(\beta + \beta^2)L^2\eta^2\}} \text{ and } c_{i+1} = c_i - \left(4c_1\eta^2 + \frac{L\eta^2}{(1 - \beta)^2}\right) \beta^i \left(i + \frac{\beta}{1 - \beta}\right) L^2 \quad (i \in [t - 1]).$$

Then, for all $t \in \{0\} \cup \mathbb{N}$,

$$\begin{aligned} \mathbb{E}[L_{t+1} - L_t] &\leq \eta \left[L \left\{ \left(\frac{\beta}{1 - \beta} \right)^2 + \frac{3}{2} \right\} \eta - 1 + 4c_1\eta \right] \mathbb{E}[\|\nabla f(\boldsymbol{\theta}_t)\|^2] \\ &\quad + \frac{L\sigma^2\eta^2}{2} \left\{ \beta^2 \sum_{i=0}^{t-1} \frac{\beta^{2(t-1-i)}}{b_i} + \frac{1}{b_t} \right\} + 2c_1\eta^2(1 - \beta)^2\sigma^2 \sum_{i=0}^t \frac{\beta^{2(t-i)}}{b_i}, \end{aligned}$$

where we assume that $\sum_{i=0}^{-1} a_i := 0$ for some $a_i \in \mathbb{R}$.

Proof. Let $t \geq 2$. The definition of L_t implies that

$$\begin{aligned} \mathbb{E}[L_{t+1} - L_t] &= \mathbb{E}[f(\mathbf{z}_{t+1}) - f(\mathbf{z}_t)] + \mathbb{E} \left[\sum_{i=1}^t c_i \|\boldsymbol{\theta}_{t+2-i} - \boldsymbol{\theta}_{t+1-i}\|^2 - \sum_{i=1}^{t-1} c_i \|\boldsymbol{\theta}_{t+1-i} - \boldsymbol{\theta}_{t-i}\|^2 \right] \\ &= \mathbb{E}[f(\mathbf{z}_{t+1}) - f(\mathbf{z}_t)] + \mathbb{E}[c_1 \|\boldsymbol{\theta}_{t+1} - \boldsymbol{\theta}_t\|^2] + \mathbb{E} \left[\sum_{i=1}^{t-1} c_{i+1} \|\boldsymbol{\theta}_{t+1-i} - \boldsymbol{\theta}_{t-i}\|^2 - \sum_{i=1}^{t-1} c_i \|\boldsymbol{\theta}_{t+1-i} - \boldsymbol{\theta}_{t-i}\|^2 \right] \\ &= \mathbb{E}[f(\mathbf{z}_{t+1}) - f(\mathbf{z}_t)] + \mathbb{E}[c_1 \|\boldsymbol{\theta}_{t+1} - \boldsymbol{\theta}_t\|^2] + \sum_{i=1}^{t-1} (c_{i+1} - c_i) \mathbb{E}[\|\boldsymbol{\theta}_{t+1-i} - \boldsymbol{\theta}_{t-i}\|^2]. \end{aligned}$$

Lemma A.3 thus ensures that

$$\begin{aligned} \mathbb{E}[L_{t+1} - L_t] &\leq \eta \left[L \left\{ \left(\frac{\beta}{1 - \beta} \right)^2 + \frac{3}{2} \right\} \eta - 1 \right] \mathbb{E}[\|\nabla f(\boldsymbol{\theta}_t)\|^2] + \frac{L\sigma^2\eta^2}{2} \left\{ \beta^2 \sum_{i=0}^{t-1} \frac{\beta^{2(t-1-i)}}{b_i} + \frac{1}{b_t} \right\} \\ &\quad + \left(\frac{1}{1 - \beta} \right)^2 L\eta^2(1 - \beta^t)^2 \mathbb{E} \left[\left\| \frac{1 - \beta}{1 - \beta^t} \sum_{i=0}^t \beta^{t-i} \nabla f(\boldsymbol{\theta}_i) - \nabla f(\boldsymbol{\theta}_t) \right\|^2 \right] \\ &\quad + c_1\eta^2 \mathbb{E}[\|\mathbf{m}_t\|^2] + \sum_{i=1}^{t-1} (c_{i+1} - c_i) \mathbb{E}[\|\boldsymbol{\theta}_{t+1-i} - \boldsymbol{\theta}_{t-i}\|^2]. \end{aligned} \tag{14}$$

A similar discussion to the one for showing (9) and (10) ensures that

$$\|\mathbf{m}_t\|^2 \leq 2 \left\| \mathbf{m}_t - (1 - \beta) \sum_{i=0}^t \beta^{t-i} \nabla f(\boldsymbol{\theta}_i) \right\|^2$$

$$+ 2 \left\{ 2(1 - \beta^t)^2 \|\nabla f(\boldsymbol{\theta}_t)\|^2 + 2(1 - \beta^t)^2 \left\| \frac{1 - \beta}{1 - \beta^t} \sum_{i=0}^t \beta^{t-i} \nabla f(\boldsymbol{\theta}_i) - \nabla f(\boldsymbol{\theta}_t) \right\|^2 \right\},$$

which, together with Lemma A.2 and $1 - \beta^t \leq 1$, implies that

$$\begin{aligned} \mathbb{E}[\|\mathbf{m}_t\|^2] &\leq 2(1 - \beta)^2 \sigma^2 \sum_{i=0}^t \frac{\beta^{2(t-i)}}{b_i} + 4(1 - \beta^t)^2 \|\nabla f(\boldsymbol{\theta}_t)\|^2 + 4(1 - \beta^t)^2 \left\| \frac{1 - \beta}{1 - \beta^t} \sum_{i=0}^t \beta^{t-i} \nabla f(\boldsymbol{\theta}_i) - \nabla f(\boldsymbol{\theta}_t) \right\|^2 \\ &\leq 2(1 - \beta)^2 \sigma^2 \sum_{i=0}^t \frac{\beta^{2(t-i)}}{b_i} + 4\|\nabla f(\boldsymbol{\theta}_t)\|^2 + 4(1 - \beta^t)^2 \underbrace{\left\| \frac{1 - \beta}{1 - \beta^t} \sum_{i=0}^t \beta^{t-i} \nabla f(\boldsymbol{\theta}_i) - \nabla f(\boldsymbol{\theta}_t) \right\|^2}_{V_t}. \end{aligned}$$

Lemma 2 in (Liu et al., 2020) guarantees that

$$\mathbb{E}[V_t] \leq \sum_{i=1}^{t-1} a_{t,i} \mathbb{E}[\|\boldsymbol{\theta}_{i+1} - \boldsymbol{\theta}_i\|^2], \text{ where } a_{t,i} := \frac{L^2 \beta^{t-i}}{1 - \beta^t} \left(t - i + \frac{\beta}{1 - \beta} \right),$$

which implies that

$$\mathbb{E}[V_t] \leq \sum_{i=1}^{t-1} a_{t,t-i} \mathbb{E}[\|\boldsymbol{\theta}_{t+1-i} - \boldsymbol{\theta}_{t-i}\|^2], \text{ where } a_{t,t-i} := \frac{L^2 \beta^i}{1 - \beta^t} \left(i + \frac{\beta}{1 - \beta} \right). \quad (15)$$

Moreover, $c_1 > 0$ when $\eta \leq \frac{1 - \beta}{2\sqrt{2}L\sqrt{\beta + \beta^2}}$. Hence, (14) ensures that

$$\begin{aligned} \mathbb{E}[L_{t+1} - L_t] &\leq \eta \left[L \left\{ \left(\frac{\beta}{1 - \beta} \right)^2 + \frac{3}{2} \right\} \eta - 1 \right] \mathbb{E}[\|\nabla f(\boldsymbol{\theta}_t)\|^2] \\ &\quad + \frac{L\sigma^2\eta^2}{2} \left\{ \beta^2 \sum_{i=0}^{t-1} \frac{\beta^{2(t-1-i)}}{b_i} + \frac{1}{b_t} \right\} + \left(\frac{1}{1 - \beta} \right)^2 L\eta^2 (1 - \beta^t)^2 \mathbb{E}[V_t] \\ &\quad + c_1 \eta^2 \left\{ 2(1 - \beta)^2 \sigma^2 \sum_{i=0}^t \frac{\beta^{2(t-i)}}{b_i} + 4\mathbb{E}[\|\nabla f(\boldsymbol{\theta}_t)\|^2] + 4(1 - \beta^t)^2 \mathbb{E}[V_t] \right\} \\ &\quad + \sum_{i=1}^{t-1} (c_{i+1} - c_i) \mathbb{E}[\|\boldsymbol{\theta}_{t+1-i} - \boldsymbol{\theta}_{t-i}\|^2] \\ &= \eta \left[L \left\{ \left(\frac{\beta}{1 - \beta} \right)^2 + \frac{3}{2} \right\} \eta - 1 + 4c_1 \eta \right] \mathbb{E}[\|\nabla f(\boldsymbol{\theta}_t)\|^2] \\ &\quad + \frac{L\sigma^2\eta^2}{2} \left\{ \beta^2 \sum_{i=0}^{t-1} \frac{\beta^{2(t-1-i)}}{b_i} + \frac{1}{b_t} \right\} + 2c_1 \eta^2 (1 - \beta)^2 \sigma^2 \sum_{i=0}^t \frac{\beta^{2(t-i)}}{b_i} \\ &\quad + \underbrace{\sum_{i=1}^{t-1} \left\{ \left(\frac{1}{1 - \beta} \right)^2 L\eta^2 (1 - \beta^t)^2 a_{t,t-i} + 4c_1 \eta^2 (1 - \beta^t)^2 a_{t,t-i} + (c_{i+1} - c_i) \right\}}_{N_{t,i}} \mathbb{E}[\|\boldsymbol{\theta}_{t+1-i} - \boldsymbol{\theta}_{t-i}\|^2]. \end{aligned}$$

Finally, we prove that $N_{t,i} \leq 0$. From the definition of $a_{t,t-i}$ in (15) and

$$c_{i+1} = c_i - \left(4c_1 \eta^2 + \frac{L\eta^2}{(1 - \beta)^2} \right) \beta^i \left(i + \frac{\beta}{1 - \beta} \right) L^2,$$

we have that

$$N_{t,i} = \left(\frac{1}{1 - \beta} \right)^2 L\eta^2 (1 - \beta^t)^2 a_{t,t-i} + 4c_1 \eta^2 (1 - \beta^t)^2 a_{t,t-i} + (c_{i+1} - c_i)$$

$$\begin{aligned}
 &= \left\{ \left(\frac{1}{1-\beta} \right)^2 L\eta^2(1-\beta^t)^2 + 4c_1\eta^2(1-\beta^t)^2 \right\} \frac{L^2\beta^i}{1-\beta^t} \left(i + \frac{\beta}{1-\beta} \right) - \left(4c_1\eta^2 + \frac{L\eta^2}{(1-\beta)^2} \right) \beta^i \left(i + \frac{\beta}{1-\beta} \right) L^2 \\
 &= L^2\eta^2\beta^i \left(i + \frac{\beta}{1-\beta} \right) \left[\left\{ \frac{1-\beta^t}{(1-\beta)^2} L + 4c_1(1-\beta^t) \right\} - \left\{ 4c_1 + \frac{L}{(1-\beta)^2} \right\} \right] \\
 &= L^2\eta^2\beta^i \left(i + \frac{\beta}{1-\beta} \right) \left[\frac{L}{(1-\beta)^2}(1-\beta^t-1) + 4c_1(1-\beta^t-1) \right] \\
 &= -L^2\eta^2\beta^i \left(i + \frac{\beta}{1-\beta} \right) \left[\frac{L}{(1-\beta)^2} + 4c_1 \right] \beta^t.
 \end{aligned}$$

From

$$\eta \leq \frac{1-\beta}{2\sqrt{2}L\sqrt{\beta+\beta^2}} \text{ and } c_1 = \frac{(\beta+\beta^2)L^3\eta^2}{(1-\beta)^2\{(1-\beta)^2-4(\beta+\beta^2)L^2\eta^2\}}, \quad (16)$$

we have that

$$c_1 = \frac{\eta^2 L^3 \frac{\beta+\beta^2}{(1-\beta)^4}}{1-4\eta^2 L^2 \frac{\beta+\beta^2}{(1-\beta)^2}} > 0.$$

Accordingly,

$$N_{t,i} = -L^2\eta^2\beta^i \left(i + \frac{\beta}{1-\beta} \right) \left[\frac{L}{(1-\beta)^2} + 4c_1 \right] \beta^t < 0.$$

This completes the proof. \square

Lemma A.4 leads to the following.

Lemma A.5. Suppose that Assumption 2.1 holds and (θ_t) is the sequence generated by Algorithm 1 with $\eta > 0$ satisfying

$$\eta \leq \max \left\{ \frac{1-\beta}{2\sqrt{2}\sqrt{\beta+\beta^2}L}, \frac{(1-\beta)^2}{(5\beta^2-6\beta+5)L} \right\}.$$

Then, for all $T \geq 1$,

$$\frac{1}{T} \sum_{t=0}^{T-1} \mathbb{E}[\|\nabla f(\theta_t)\|^2] \leq \frac{2(f(\theta_0) - f^*)}{\eta T} + \frac{2L\eta\sigma^2}{T} \sum_{t=0}^{T-1} \sum_{i=0}^t \frac{\beta^{2(t-i)}}{b_i}.$$

Proof. Lemma A.4 guarantees that, for all $t \in \{0\} \cup \mathbb{N}$,

$$\begin{aligned}
 &\underbrace{-\eta \left[L \left\{ \left(\frac{\beta}{1-\beta} \right)^2 + \frac{3}{2} \right\} \eta - 1 + 4c_1\eta \right]}_D \mathbb{E}[\|\nabla f(\theta_t)\|^2] \\
 &\leq \underbrace{\mathbb{E}[L_{t+1} - L_t] + \frac{L\sigma^2\eta^2}{2} \left\{ \beta^2 \sum_{i=0}^{t-1} \frac{\beta^{2(t-1-i)}}{b_i} + \frac{1}{b_t} \right\}}_{U_t} + 2c_1\eta^2(1-\beta)^2\sigma^2 \sum_{i=0}^t \frac{\beta^{2(t-i)}}{b_i},
 \end{aligned}$$

where $\beta \in [0, 1)$, and η and c_1 satisfy (16). Summing the above inequality from $t = 0$ to $t = T - 1$ gives that

$$D \sum_{t=0}^{T-1} \mathbb{E}[\|\nabla f(\theta_t)\|^2] \leq \sum_{t=0}^{T-1} \mathbb{E}[L_t - L_{t+1}] + \sum_{t=0}^{T-1} U_t = \mathbb{E}[L_0 - L_T] + \sum_{t=0}^{T-1} U_t,$$

which, together with $L_T \geq 0$, implies that

$$D \sum_{t=0}^{T-1} \mathbb{E}[\|\nabla f(\boldsymbol{\theta}_t)\|^2] \leq L_0 + \sum_{t=0}^{T-1} U_t. \quad (17)$$

From (16), we have that

$$c_1 = \frac{\eta^2 L^3 \frac{\beta + \beta^2}{(1-\beta)^4}}{1 - 4\eta^2 L^2 \frac{\beta + \beta^2}{(1-\beta)^2}} \text{ and } \eta^2 L^2 \frac{\beta + \beta^2}{(1-\beta)^2} \leq \frac{1}{8},$$

which implies that

$$c_1 \leq \frac{L}{8(1-\beta)^2} \left(1 - \frac{4}{8}\right)^{-1} = \frac{L}{4(1-\beta)^2}. \quad (18)$$

Accordingly, from (18) and $\eta \leq \frac{(1-\beta)^2}{L(5\beta^2 - 6\beta + 5)}$, we have that

$$\begin{aligned} D &= -L \left\{ \left(\frac{\beta}{1-\beta} \right)^2 + \frac{3}{2} \right\} \eta^2 + \eta - 4c_1 \eta^2 \geq -L \left\{ \left(\frac{\beta}{1-\beta} \right)^2 + \frac{3}{2} \right\} \eta^2 + \eta - \frac{L\eta^2}{(1-\beta)^2} \\ &= -L\eta^2 \frac{5\beta^2 - 6\beta + 5}{2(1-\beta)^2} + \eta \geq -\frac{\eta}{2} + \eta = \frac{\eta}{2} > 0. \end{aligned} \quad (19)$$

Moreover, from (18), we have that

$$\begin{aligned} U_t &= \frac{L\sigma^2\eta^2}{2} \left\{ \beta^2 \sum_{i=0}^{t-1} \frac{\beta^{2(t-1-i)}}{b_i} + \frac{1}{b_t} \right\} + 2c_1\eta^2(1-\beta)^2\sigma^2 \sum_{i=0}^t \frac{\beta^{2(t-i)}}{b_i} \\ &= \sigma^2 \left\{ \frac{L\eta^2}{2} + 2c_1\eta^2(1-\beta)^2 \right\} \sum_{i=0}^t \frac{\beta^{2(t-i)}}{b_i} \\ &\leq \sigma^2 \left(\frac{L\eta^2}{2} + \frac{L\eta^2}{2} \right) \sum_{i=0}^t \frac{\beta^{2(t-i)}}{b_i} = L\eta^2\sigma^2 \sum_{i=0}^t \frac{\beta^{2(t-i)}}{b_i}. \end{aligned} \quad (20)$$

Therefore, (17), (19), and (20) ensure that

$$\frac{1}{T} \sum_{t=0}^{T-1} \mathbb{E}[\|\nabla f(\boldsymbol{\theta}_t)\|^2] \leq \frac{L_0}{DT} + \frac{1}{T} \sum_{t=0}^{T-1} U_t \leq \frac{2L_0}{\eta T} + \frac{2L\eta\sigma^2}{T} \sum_{t=0}^{T-1} \sum_{i=0}^t \frac{\beta^{2(t-i)}}{b_i}.$$

This completes the proof. \square

Proof of Theorem 3.3. Let b_t be defined by (4), i.e., for all $m \in [0 : M]$ and all $t \in S_m = \mathbb{N} \cap [\sum_{k=0}^{m-1} K_k E_k, \sum_{k=0}^m K_k E_k)$ ($S_0 := \mathbb{N} \cap [0, K_0 E_0)$),

$$b_t = \delta^m \left\lceil \frac{t}{\sum_{k=0}^m K_k E_k} \right\rceil b_0,$$

which implies that $b_j = \delta^j b_0$ ($j \in S_j$) and

$$(b_0, b_1, \dots, b_M) = \underbrace{(b_0, b_0, \dots, b_0)}_{K_0 E_0} \underbrace{(\delta b_0, \delta b_0, \dots, \delta b_0)}_{K_1 E_1} \dots \underbrace{(\delta^M b_0, \delta^M b_0, \dots, \delta^M b_0)}_{K_M E_M},$$

where $T = \sum_{m=0}^M K_m E_m$. Define $K_{\max} := \max\{K_m : m \in [0 : M]\}$ and $E_{\max} := \max\{E_m : m \in [0 : M]\}$. Then, we have that

$$\sum_{t=0}^{T-1} \sum_{i=0}^t \frac{\beta^{2(t-i)}}{b_i} = \sum_{t=0}^{T-1} \sum_{i=0}^t \beta^{2(t-i)} \frac{K_i E_i}{\delta^i b_0} \leq \frac{K_{\max} E_{\max}}{b_0} \sum_{t=0}^{T-1} \sum_{i=0}^t \frac{\beta^{2(t-i)}}{\delta^i}$$

$$\begin{aligned}
 &= \frac{K_{\max} E_{\max}}{b_0} \sum_{t=0}^{T-1} \beta^{2t} \sum_{i=0}^t \frac{1}{(\beta^2 \delta)^i} = \frac{K_{\max} E_{\max}}{b_0} \sum_{t=0}^{T-1} \beta^{2t} \frac{1 - (\frac{1}{\beta^2 \delta})^{t+1}}{1 - \frac{1}{\beta^2 \delta}} \\
 &= \frac{K_{\max} E_{\max}}{b_0} \sum_{t=0}^{T-1} \beta^{2t} \frac{1 - (\frac{1}{\beta^2 \delta})^{t+1}}{1 - \frac{1}{\beta^2 \delta}} = \frac{K_{\max} E_{\max} \delta}{b_0 (\beta^2 \delta - 1)} \sum_{t=0}^{T-1} \left\{ \beta^{2(t+1)} - \frac{1}{\delta^{t+1}} \right\},
 \end{aligned}$$

which implies that

$$\sum_{t=0}^{T-1} \sum_{i=0}^t \frac{\beta^{2(t-i)}}{b_i} \leq \frac{K_{\max} E_{\max} \delta}{b_0 (\beta^2 \delta - 1)} \left\{ \frac{\beta^2 (1 - \beta^{2T})}{1 - \beta^2} - \frac{1 - (\frac{1}{\delta})^T}{\delta - 1} \right\} \leq \frac{K_{\max} E_{\max} \delta}{b_0 (\beta^2 \delta - 1)} \left(\frac{\beta^2}{1 - \beta^2} - \frac{1}{\delta - 1} \right).$$

This completes the proof. \square

Proof of Theorem 3.4. NSHB with $\eta = \frac{\alpha}{1-\beta}$ coincides with SHB defined by (2) (Section 2.2). Hence, Theorem 3.3 leads to Theorem 3.4. \square

A.3. Proofs of Theorems 3.1 and 3.2

Using Lemma A.2 and the proof of Lemma A.3 with $\rho = \frac{1-\beta}{2L\eta}$, we have the following lemma. Hence, we omit the proof of Lemma A.6.

Lemma A.6. *Suppose that Assumption 2.1 holds and (θ_t) is the sequence generated by Algorithm 1. Let (z_t) be the sequence defined as in Lemma A.3. Then, for all $t \in \{0\} \cup \mathbb{N}$,*

$$\begin{aligned}
 \mathbb{E}[f(z_{t+1})] &\leq \mathbb{E}[f(z_t)] + \eta \left\{ L \left(\frac{1 + \beta^2}{1 - \beta} + \frac{1}{2} \right) \eta - 1 \right\} \mathbb{E}[\|\nabla f(\theta_t)\|^2] \\
 &\quad + \frac{L\sigma^2\eta^2}{2} \left(\frac{\beta^2}{1 + \beta} + 1 \right) + \frac{(1 - \beta^t)^2}{1 - \beta} L\eta^2 \mathbb{E} \left[\left\| \frac{1 - \beta}{1 - \beta^t} \sum_{i=0}^t \beta^{t-i} \nabla f(\theta_i) - \nabla f(\theta_t) \right\|^2 \right],
 \end{aligned}$$

where $L := \frac{1}{n} \sum_{i \in [n]} L_i$ is the Lipschitz constant of ∇f and we assume that $\sum_{i=0}^{-1} a_i := 0$ for some $a_i \in \mathbb{R}$.

Using Lemma A.6 and the proof of Lemma A.4 with $\rho = \frac{1-\beta}{2L\eta}$, we have the following lemma. Hence, we omit the proof of Lemma A.7.

Lemma A.7. *Suppose that Assumption 2.1 holds and (θ_t) is the sequence generated by Algorithm 1 with $\eta > 0$ satisfying*

$$\eta \leq \frac{1 - \beta}{2\sqrt{2}\sqrt{\beta + \beta^2}L}.$$

Let (z_t) be the sequence defined as in Lemma A.3 and let $L_t \in \mathbb{R}$ be defined as in Lemma A.4, where $(c_i) \subset \mathbb{R}_{++}$ is defined by

$$c_1 = \frac{(\beta + \beta^2)L^3\eta^2}{(1 - \beta)\{(1 - \beta)^2 - 4(\beta + \beta^2)L^2\eta^2\}} \text{ and } c_{i+1} = c_i - \left(4c_1\eta^2 + \frac{L\eta^2}{1 - \beta} \right) \beta^i \left(i + \frac{\beta}{1 - \beta} \right) L^2 \quad (i \in [t - 1]).$$

Then, for all $t \in \{0\} \cup \mathbb{N}$,

$$\mathbb{E}[L_{t+1} - L_t] \leq \eta \left\{ \frac{(3 - \beta + \beta^2)L\eta}{2(1 - \beta)} - 1 + 4c_1\eta \right\} \mathbb{E}[\|\nabla f(\theta_t)\|^2] + \left\{ \left(\frac{\beta^2}{1 + \beta} + 1 \right) \frac{L}{2} + \frac{2c_1(1 - \beta)}{1 + \beta} \right\} \frac{\eta^2\sigma^2}{b}.$$

Lemma A.7 and the proof of Lemma A.5 with $\rho = \frac{1-\beta}{2L\eta}$ lead to the following.

Lemma A.8. *Suppose that Assumption 2.1 holds and (θ_t) is the sequence generated by Algorithm 1 with $\eta > 0$ satisfying*

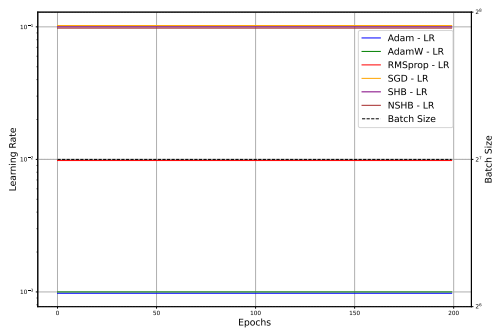
$$\eta \leq \max \left\{ \frac{1 - \beta}{2\sqrt{2}\sqrt{\beta + \beta^2}L}, \frac{1 - \beta}{(5 - \beta + 2\beta^2)L} \right\}.$$

Then, for all $T \geq 1$,

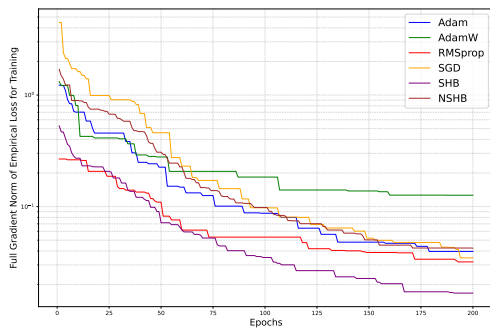
$$\frac{1}{T} \sum_{t=0}^{T-1} \mathbb{E}[\|\nabla f(\boldsymbol{\theta}_t)\|^2] \leq \frac{2(f(\boldsymbol{\theta}_0) - f^*)}{\eta T} + \frac{L\eta\sigma^2}{b} \left\{ \frac{\beta + 3\beta^2}{2(1 + \beta)} + 1 \right\}.$$

Proofs of Theorems 3.1 and 3.2. Lemma A.8 leads to the assertion in Theorem 3.1. NSHB with $\eta = \frac{\alpha}{1-\beta}$ coincides with SHB defined by (2) (Section 2.2). Hence, Theorem 3.1 leads to Theorem 3.2. \square

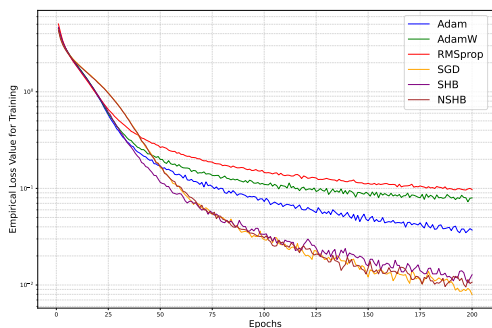
A.4. Training ResNet-18 on Tiny ImageNet



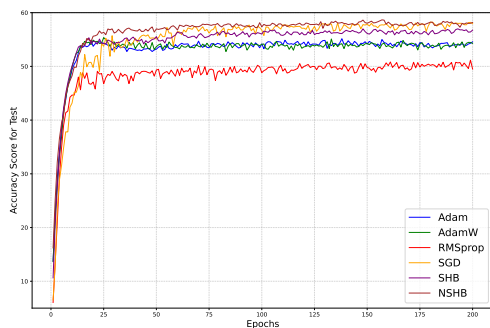
(a) Learning rate and batch size versus epochs



(b) Full gradient norm versus epochs



(c) Empirical loss versus epochs



(d) Test accuracy score versus epochs

Figure 4. (a) Schedulers for each optimizer with constant learning rates and constant batch size, (b) Full gradient norm of empirical loss for training, (c) Empirical loss value for training, and (d) Accuracy score for test to train ResNet-18 on Tiny ImageNet dataset.

Increasing Batch Size Improves Convergence of SGDM

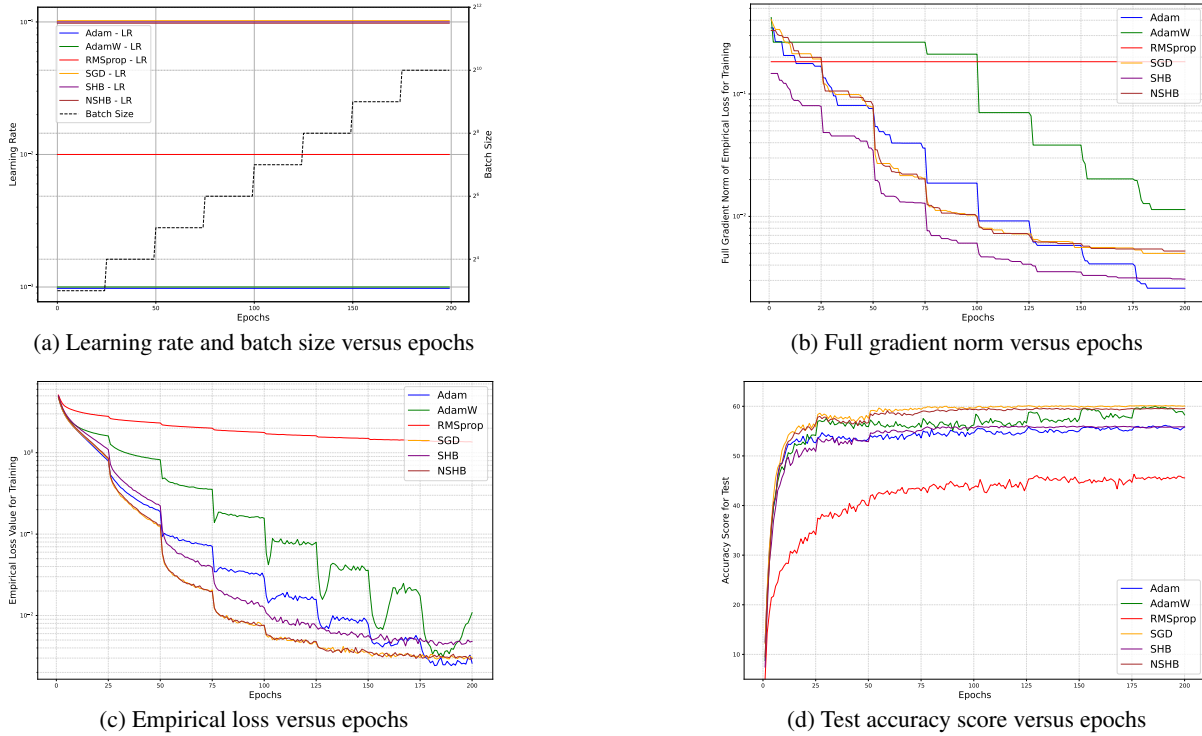


Figure 5. (a) Schedulers for each optimizer with constant learning rates and doubly increasing batch size every 25 epochs, (b) Full gradient norm of empirical loss for training, (c) Empirical loss value for training, and (d) Accuracy score for test to train ResNet-18 on Tiny ImageNet dataset.

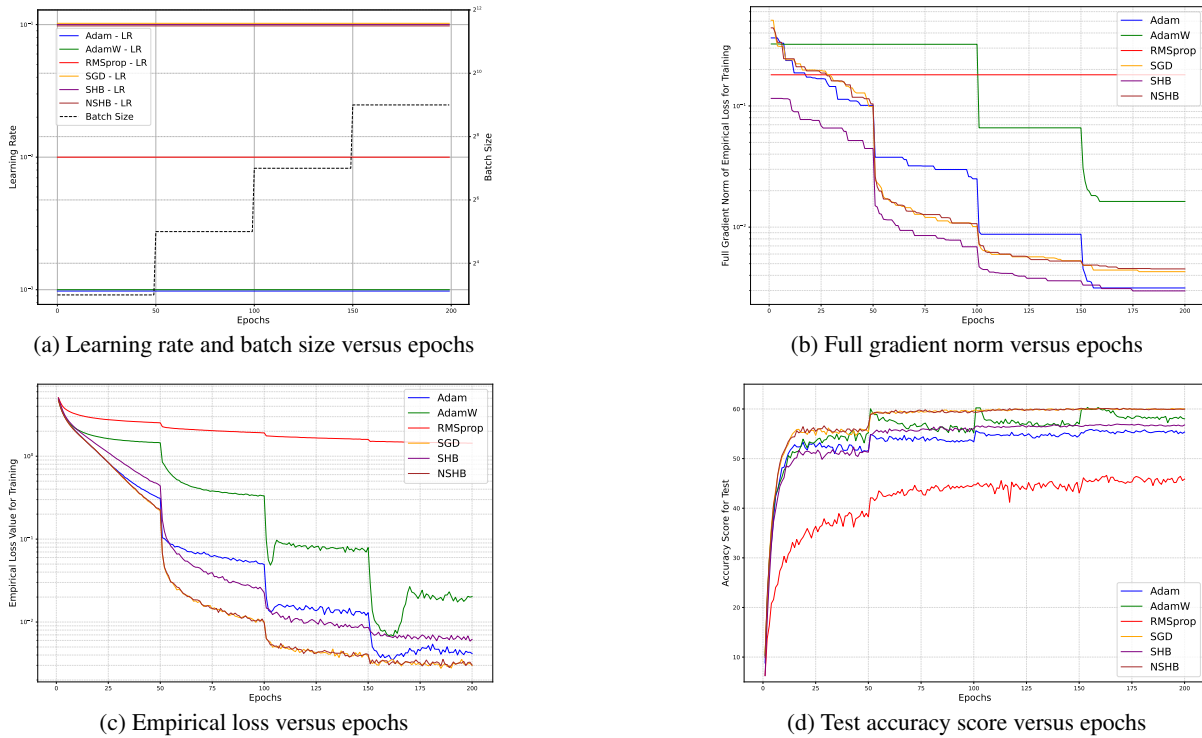


Figure 6. (a) Schedulers for each optimizer with constant learning rates and quadrupling increasing batch size every 50 epochs, (b) Full gradient norm of empirical loss for training, (c) Empirical loss value for training, and (d) Accuracy score for test to train ResNet-18 on Tiny ImageNet dataset.