

BLIND FREE DECONVOLUTION OVER ONE-PARAMETER SPARSE FAMILIES VIA EIGENMATRIX

LEXING YING

ABSTRACT. This note considers the blind free deconvolution problems of sparse spectral measures from one-parameter families. These problems pose significant challenges since they involve nonlinear sparse recovery. The main technical tool is the eigenmatrix method for solving unstructured sparse recovery problems. The key idea is to turn the nonlinear inverse problem into a linear inverse problem by leveraging the R-transform for free addition and the S-transform for free product. The resulting linear problem is solved with the eigenmatrix method tailored to the domain of the parametric family. Numerical results are provided for both the additive and multiplicative free deconvolutions.

1. INTRODUCTION

This note considers two blind free deconvolution problems over sparse spectral measures. In the additive setting, A_1 and A_2 are both $N \times N$ symmetric matrices with sparse spectral measures μ_{A_1} and μ_{A_2} . Given the spectral measure μ_C of $C = A_1 + QA_2Q^\top$, where Q is sampled from the Haar measure over orthogonal matrices, the task is to recover μ_{A_1} and μ_{A_2} . This problem can also be extended to the free sum of more than two members.

In the multiplicative setting, A_1 and A_2 are both $N \times N$ symmetric positive definite matrices with sparse spectral measures. Given μ_C of $C = \sqrt{A_1}QA_2Q^\top\sqrt{A_1}$, where Q is again from the Haar measure over orthogonal matrices, the task is to recover the spectral measures μ_{A_1} and μ_{A_2} . This problem can also be extended to the free product of more than two members.

These problems are referred to as blind deconvolution since neither μ_{A_1} nor μ_{A_2} is known. Blind deconvolutions are typically ill-posed in general. In order to work with well-posed problems, we restrict to sparse spectral measures. Even with the sparsity constraint, the problem is still difficult since the composition from the spectral measures of A_1 and A_2 to that of C is nonlinear, hence rendering these two problems as nonlinear inverse problems.

1.1. Related work. There is a significant body of work on spectral estimation, including linear shrinkage [7], optimization approach using the Marcenko-Pastur equation [3], nonlinear shrinkage methods [2, 4, 6, 8–10], moment-based method [5], and the subordination method [1]. In most of the previous work, the estimation task is not of the blind deconvolution type, as one of the convolution components (such as the noise level or the dimension-to-sample size ratio) is assumed to be known. On the other hand, relatively few works have focused on blind free deconvolution. Recently, the work in [19] considers the spectral estimation with an unknown noise level, which can be viewed as a relatively simpler version of blind deconvolution.

2010 *Mathematics Subject Classification.* 46L54, 62H12, 65R32.

Key words and phrases. Free deconvolution, sparse spectral measure, eigenmatrix.

This work is partially supported by NSF grant DMS-2208163. The author thanks Xiukai Ding for helpful discussions.

1.2. Contributions. This note takes some preliminary steps in investigating these two blind deconvolution problems. In addition to the sparsity of the spectral measures, we further restrict to a simple setting such that μ_{A_k} is from certain one-parameter families.

The main technical tool is the recently proposed eigenmatrix method [17, 18] for solving very general unstructured sparse recovery problems. This level of generality will play a key role in addressing the problems here.

There are two key ideas. First, the nonlinear inverse problems can be turned into linear ones by leveraging the R-transform for free addition and the S-transform for free product [11, 12, 15, 16]. Once this is done, we extend the eigenmatrix method to the parametric domain case to solve these linear sparse recovery problems.

The rest of the note is organized as follows. Section 2 reviews the eigenmatrix method. Section 3 presents the main ideas using classical deconvolution as a warm-up. Section 4 describes the additive case. Section 5 discusses the multiplicative case. Section 6 concludes with a discussion for future work.

2. EIGENMATRIX

This section provides a general introduction to the eigenmatrix method for unstructured sparse recovery problems. Let X be the parameter space and $G(z, x)$ be a kernel function defined for $x \in X$ at sample z . We assume that $G(z, x)$ is analytic in x . Throughout this note, X is an interval of \mathbb{R} , $z \in \mathbb{C}$, but $G(z, x)$ could be quite general. Suppose that

$$(1) \quad f(x) = \sum_{k=1}^n w_k \delta(x - x_k)$$

is the unknown sparse signal, where $\{x_k\}_{1 \leq k \leq n}$ are the spike locations and $\{w_k\}_{1 \leq k \leq n}$ are the spike weights. The observed data is defined via the function

$$(2) \quad u(z) := \int_X G(z, x) f(x) dx = \sum_{k=1}^n G(z, x_k) w_k.$$

Let $\{z_j\}$ be a set of n_z unstructured samples, and we are only given the noisy observations $u_j \approx u(z_j)$. The task is to recover the spikes $\{x_k\}$ and weights $\{w_k\}$ from $\{u_j\}$.

Define for each x the column vector

$$\mathbf{b}_x := [G(z_j, x)]_{1 \leq j \leq n_z}$$

in \mathbb{C}^{n_z} . As a function of x , \mathbf{b}_x is also analytic in x .

The first step is to construct a matrix $M \in \mathbb{C}^{n_z \times n_z}$ such that $M\mathbf{b}_x \approx x\mathbf{b}_x$ for $x \in X$, i.e., M is the matrix with (x, \mathbf{b}_x) as approximate eigenpairs for $x \in X$. Numerically, it is more robust to use the normalized vector $\hat{\mathbf{b}}_x = \mathbf{b}_x / \|\mathbf{b}_x\|$ since the norm of \mathbf{b}_x can vary significantly depending on x . The condition then becomes

$$M\hat{\mathbf{b}}_x \approx x\hat{\mathbf{b}}_x, \quad x \in X.$$

To build M , we pick a Chebyshev grid $\{c_t\}_{1 \leq t \leq n_c}$ of size n_c on the interval X . Here n_c is sufficiently large yet the vectors $\{\hat{\mathbf{b}}_{c_t}\}$ are numerically linearly independent. This condition is then enforced on this Chebyshev grid, i.e.,

$$M\hat{\mathbf{b}}_{c_t} \approx c_t \hat{\mathbf{b}}_{c_t}.$$

By defining the $n_z \times n_c$ matrix

$$(3) \quad \hat{B} = [\hat{\mathbf{b}}_{c_1} \quad \dots \quad \hat{\mathbf{b}}_{c_{n_c}}]$$

and the $n_c \times n_c$ diagonal matrix $\Lambda = \text{diag}(c_t)$, the previous condition can be written as

$$M\hat{B} \approx \hat{B}\Lambda.$$

Under the assumptions that \mathbf{b}_x is analytic (or smooth) in x and the columns of \hat{B} are numerically linearly independent, we define the eigenmatrix M

$$(4) \quad M := \hat{B}\Lambda\hat{B}^+,$$

where the pseudoinverse \hat{B}^+ is computed by thresholding the singular values of \hat{B} . In practice, the thresholding value is chosen so that a small constant bounds the norm of M .

The rest of the method follows, for example, the ESPRIT algorithm [14] (or the Prony's method [13]). Define the vector

$$\mathbf{u} = [u_j]_{1 \leq j \leq n_z}$$

in \mathbb{C}^{n_z} , where u_j are the noisy observations. Notice that $\mathbf{u} = \sum_k \mathbf{b}_{x_k} w_k$. Consider the matrix

$$T \equiv [\mathbf{u} \quad M\mathbf{u} \quad \dots \quad M^{n_l}\mathbf{u}]$$

with $n_l > n$, obtained from applying M repeatedly. Since $\mathbf{u} \approx \sum_k \mathbf{b}_{x_k} w_k$ and $M\mathbf{b}_x \approx x\mathbf{b}_x$,

$$T = [\mathbf{u} \quad M\mathbf{u} \quad \dots \quad M^{n_l}\mathbf{u}] \approx [\mathbf{b}_{x_1} \quad \dots \quad \mathbf{b}_{x_n}] \begin{bmatrix} w_1 & & & \\ & \ddots & & \\ & & & w_n \end{bmatrix} \begin{bmatrix} 1 & x_1 & \dots & (x_1)^{n_l} \\ \vdots & \vdots & \ddots & \vdots \\ 1 & x_n & \dots & (x_n)^{n_l} \end{bmatrix}.$$

Let USV^* be the rank- n truncated SVD of T . The matrix V^* satisfies

$$V^* \approx P \begin{bmatrix} 1 & x_1 & \dots & (x_1)^{n_l} \\ \vdots & \vdots & \ddots & \vdots \\ 1 & x_n & \dots & (x_n)^{n_l} \end{bmatrix},$$

where P is an unknown non-degenerate $n \times n$ matrix. Let Z_L and Z_H be the submatrices obtained by excluding the last column and the first column of V^* , respectively, i.e.,

$$Z_L \approx P \begin{bmatrix} 1 & \dots & (x_1)^{n_l-1} \\ \vdots & \ddots & \vdots \\ 1 & \dots & (x_n)^{n_l-1} \end{bmatrix}, \quad Z_H \approx P \begin{bmatrix} x_1 & \dots & (x_1)^{n_l} \\ \vdots & \ddots & \vdots \\ x_n & \dots & (x_n)^{n_l} \end{bmatrix}.$$

By forming $Z_H(Z_L)^+$ and noticing

$$Z_H(Z_L)^+ \approx P \begin{bmatrix} x_1 & & \\ & \ddots & \\ & & x_n \end{bmatrix} P^{-1},$$

one obtains the estimates for $\{x_k\}$ by computing the eigenvalues of $Z_H(Z_L)^+$.

With the estimates for $\{x_k\}$ available, the least square solution of

$$\min_{w_k} \sum_j \left| \sum_k G(s_j, x_k) w_k - u_j \right|^2$$

gives the estimators for $\{w_k\}$.

3. CLASSICAL DECONVOLUTION

This section uses classical deconvolution as a simple example to illustrate the main ideas behind the approach. Let the interval X be the parametric domain of the 1-parameter family of distributions $\rho_x(y)$ over \mathbb{R} . Each distribution α_k is associated with the parameter x_k , i.e., $\alpha_k(y) = \rho_{x_k}(y)$. Given $\gamma = \alpha_1 * \dots * \alpha_n$, the task is to recover the parameters x_1, \dots, x_n , and hence $\alpha_1, \dots, \alpha_n$.

The first step turns this nonlinear deconvolution problem into a linear one. Consider the characteristic function

$$\hat{\alpha}_k(\xi) = \int e^{-iy\xi} d\alpha_k(y),$$

for each α_k and similarly for γ . Then, $\hat{\alpha}_1(\xi) \cdot \dots \cdot \hat{\alpha}_n(\xi) = \hat{\gamma}(\xi)$. Taking logarithm gives now a linear relationship $\log \hat{\alpha}_1(\xi) + \dots + \log \hat{\alpha}_n(\xi) = \log \hat{\gamma}(\xi)$. Since $\alpha_k = \rho_{x_k}$,

$$\log \hat{\rho}_{x_1}(\xi) + \dots + \log \hat{\rho}_{x_n}(\xi) = \log \hat{\gamma}(\xi).$$

The task is now to recover x_1, \dots, x_n from $\log \hat{\gamma}(\xi)$. This is a linear sparse inverse problem with the kernel $G(\xi, x) = \log \hat{\rho}_x(\xi)$.

The second step solves this problem using eigenmatrix. We pick a set of samples $\xi_j \in \mathbb{R}$ and define for each $x \in X$ the vector

$$\mathbf{b}_x := [\log \hat{\rho}_x(\xi_j)]_j.$$

Choose a Chebyshev grid $\{c_t\}_{1 \leq t \leq n_c}$ over the interval X . If \mathbf{b}_x is analytic in x and the columns of \hat{B} are numerically linearly independent, we can build the matrix M that satisfies $M\mathbf{b}_x \approx x\mathbf{b}_x$. Finally, define the vector

$$\mathbf{u} = [\log \hat{\gamma}(\xi_j)]_j$$

and form the T matrix to recover x_1, \dots, x_n , and equivalently $\alpha_1, \dots, \alpha_n$.

Below, we present a few numerical examples. In order to take the logarithm safely without hitting zero, we perturb the samples ξ_j with an infinitesimal imaginary part.

Example 3.1. The problem setup is as follows.

- The 1-parameter family is $\rho_x = \frac{1}{2}\delta_0 + \frac{1}{2}\delta_x$ for $x \in [0.2, 1]$. Hence, for a fixed x , the distribution ρ_x is supported at 0 and x with equal weights.
- $(\alpha_1, \alpha_2, \alpha_3)$ correspond to $(x_1, x_2, x_3) = (0.2, 0.6, 1.0)$.
- The number of samples from γ is $N = 102400$.

Here $\mathbf{b}_x := [\log \hat{\rho}_x(\xi_j)]_j$ is analytic in x and the matrix \hat{B} is verified numerically to be well-conditioned. Figure 3.1 summarizes the result. The first plot is the histogram of the samples from $\gamma(y)$. The second plot shows the exact (red) and reconstructed (blue) parameters $\{x_k\}$.

Example 3.2. The problem setup is as follows.

- The 1-parameter family is $\rho_x = \frac{2}{3}\delta_0 + \frac{1}{3}\delta_x$ for $x \in [0.2, 1]$.
- $(\alpha_1, \alpha_2, \alpha_3)$ correspond to $(x_1, x_2, x_3) = (0.2, 0.6, 1.0)$.
- The number of samples from γ is $N = 102400$.

$\mathbf{b}_x := [\log \hat{\rho}_x(\xi_j)]_j$ is again analytic in x and the matrix \hat{B} is verified numerically to be well-conditioned. Figure 3.2 summarizes the result. The first plot is the histogram of the samples from $\gamma(y)$. The second plot gives the exact and reconstructed parameters $\{x_k\}$.

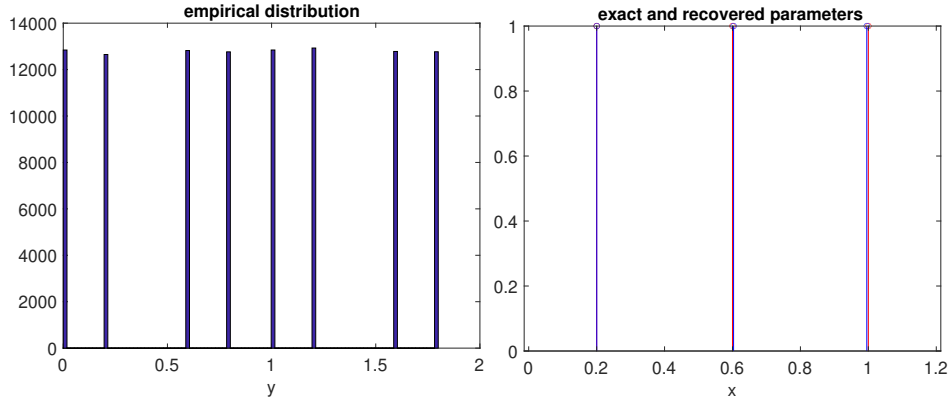


FIGURE 3.1. Left: the histogram of samples from $\gamma(y)$. Right: the exact (red) and reconstructed (blue) parameters $\{x_k\}$.

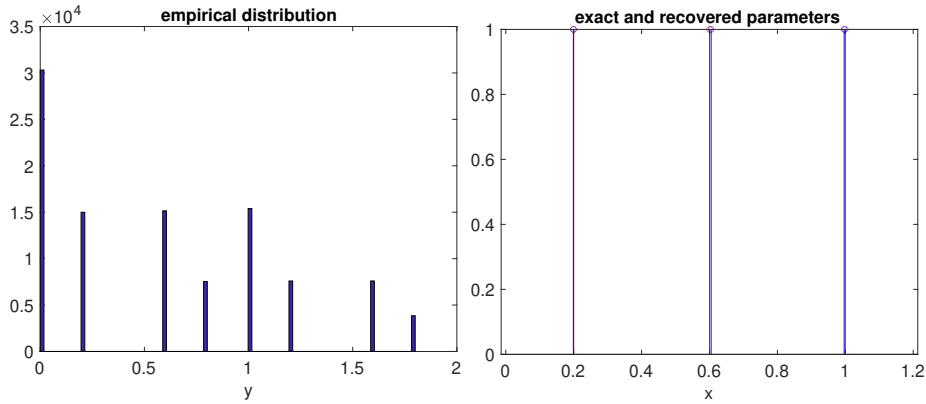


FIGURE 3.2. Left: the histogram of samples from $\gamma(y)$. Right: the exact (red) and reconstructed (blue) parameters $\{x_k\}$.

4. FREE ADDITIVE DECONVOLUTION

Let the interval X be the parametric domain of the 1-parameter family ρ_x . For each A_k , the spectral measure $\mu_{A_k} = \rho_{x_k}$ for unknown x_k . Given μ_C of $C = A_1 + Q_2 A_2 Q_2^\top + \dots + Q_n A_n Q_n^\top$, the task is to recover $\mu_{A_1}, \dots, \mu_{A_n}$ or equivalently x_1, \dots, x_n .

The first step turns this nonlinear free deconvolution problem into a linear one. Given any μ , the Cauchy integral $g = \int \frac{1}{z-y} d\mu(y)$ defines a correspondence between z and g . The map from z to g is the Stieltjes transform, denoted by $g_\mu(z)$. Its inverse is well-defined for sufficiently small values of g and is denoted by $z_\mu(g)$. The R-transform [15] is defined as

$$r_\mu(g) = z_\mu(g) - \frac{1}{g}.$$

For each A_k , $\mu_{A_k} = \rho_{x_k}$, and its R-transform is denoted as $r_{\rho_{x_k}}(g)$. In the large dimension limit, $r_{\mu_C}(g) = r_{\mu_{A_1}}(g) + \dots + r_{\mu_{A_n}}(g)$, [15] or equivalently,

$$r_{\mu_C}(g) = r_{\rho_{x_1}}(g) + \dots + r_{\rho_{x_n}}(g).$$

The task is, given $r_{\mu_C}(g)$, to recover x_1, \dots, x_n . This is now a linear sparse inverse problem with kernel given by $G(g, x) = r_{\rho_x}(g)$.

The second step solves this problem using eigenmatrix. Assume for now that for any μ , we are able to compute $r_\mu(g)$. We choose a set of samples $\{g_j\}$ on a small circle around the origin. For each $x \in X$, define the vector

$$\mathbf{b}_x := [r_{\rho_x}(g_j)]_j.$$

Choose a Chebyshev grid over the $\{c_t\}_{1 \leq t \leq n_c}$ over the interval X . If \mathbf{b}_x is analytic in x and the columns of \hat{B} are numerically linearly independent, we can build the matrix M that satisfies $M\mathbf{b}_x \approx x\mathbf{b}_x$. Finally, define the vector

$$\mathbf{u} = [r_{\mu_C}(g_j)]_j$$

and form the T matrix to recover x_1, \dots, x_n , and equivalently $\mu_{A_1}, \dots, \mu_{A_n}$.

Let us address the question of, given μ , how to compute its R-transform $r_\mu(g)$ for given g . This is used heavily in the definition of \mathbf{b}_x and \mathbf{u} . It is sufficient to compute $z_\mu(g)$, which is equivalent to solving the equation $g_\mu(z) = g$. This is done with a Newton iteration. Let z_i be the current approximation. In order to find the update ϵ , we write

$$g_\mu(z_i + \epsilon) \approx g.$$

Linear expansion at z_i results in $g_\mu(z_i) + g'_\mu(z_i)\epsilon \approx g$. Hence, we set $\epsilon \equiv g'_\mu(z_i)^{-1}(g - g_\mu(z_i))$, resulting the Newton iteration

$$z_{i+1} = z_i + g'_\mu(z_i)^{-1}(g - g_\mu(z_i)).$$

The limit of $\{z_i\}$ gives $z_\mu(g)$ and we set $r_\mu(g) = z_\mu(g) - 1/g$.

Below, we present a few numerical examples. In each example, we choose a 1-parameter family to have the first moment equal to zero. The reason is that a non-zero first moment can be absorbed in any μ_{A_k} with a uniform spectral shift.

Example 4.1. The problem setup is as follows.

- The 1-parameter family is $\rho_x = \frac{1}{2}\delta_{-x} + \frac{1}{2}\delta_x$ for $x \in [0.4, 1]$.
- The spectral measures of A_1, A_2, A_3 correspond to $(x_1, x_2, x_3) = (0.4, 0.7, 1.0)$.
- The dimension is $N = 8192$.

$\mathbf{b}_x := [r_{\rho_x}(g_j)]_j$ is analytic in x . Though the condition number of \hat{B} is quite large, the construction of M is still quite accurate. Figure 4.1 summarizes the result. The first plot is the histogram of μ_C . The second plot gives the exact (red) and reconstructed (blue) parameters $\{x_k\}$.

Example 4.2. The problem setup is as follows.

- The 1-parameter family is $\rho_x = \frac{2}{3}\delta_{-x/2} + \frac{1}{3}\delta_x$ for $x \in [0.4, 1]$.
- The spectral measure of A_1, A_2 correspond to $(x_1, x_2) = (0.5, 0.9)$.
- The dimension is $N = 8192$.

$\mathbf{b}_x := [r_{\rho_x}(g_j)]_j$ is analytic in x . Though the condition number of \hat{B} is quite large, the construction of M is still reasonably accurate. Figure 4.2 summarizes the result. The first plot is the histogram of μ_C . The second plot gives the exact (red) and reconstructed (blue) parameters $\{x_k\}$.

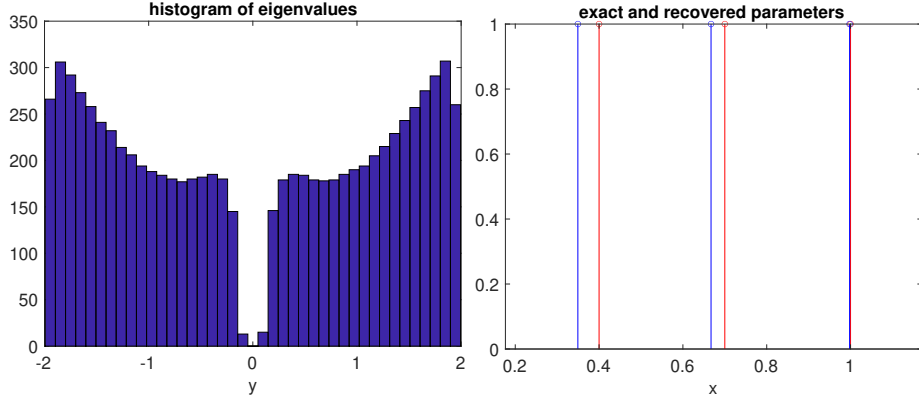


FIGURE 4.1. Left: the histogram of μ_C . Right: the exact (red) and reconstructed (blue) parameters $\{x_k\}$.

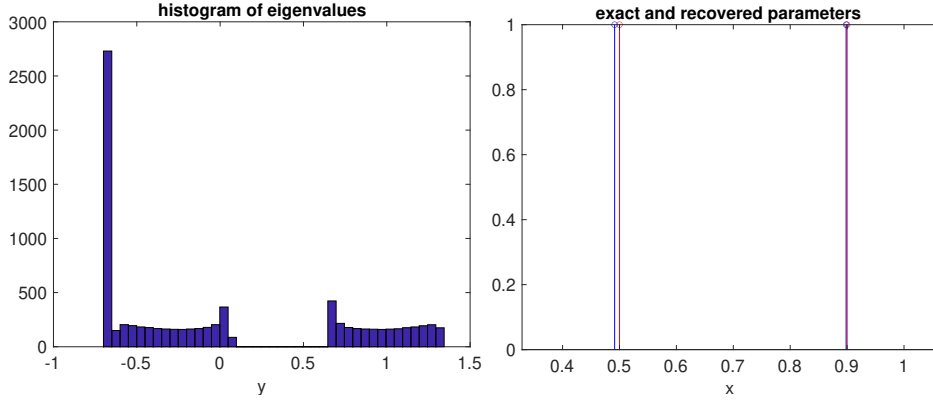


FIGURE 4.2. Left: the histogram of μ_C . Right: the exact (red) and reconstructed (blue) parameters $\{x_k\}$.

5. FREE MULTIPLICATIVE DECONVOLUTION

Let the interval X be the parametric domain of the 1-parameter family ρ_x . For each k , the spectral measure $\mu_{A_k} = \rho_{x_k}$ for unknown x_k . Given the spectral measure μ_C of the product $C = \sqrt{A_1}Q_2\sqrt{A_2}\dots Q_nA_nQ_n^T \cdots \sqrt{A_2}Q_2^T\sqrt{A_1}$, the task is to recover $\mu_{A_1}, \dots, \mu_{A_n}$ or equivalently x_1, \dots, x_n .

The first step turns this nonlinear free deconvolution problem into a linear one. Given any μ , the Cauchy integral $g = \int \frac{1}{z-y} d\mu(y)$ defines a correspondence between z and g . In addition, introduce $t = zg - 1$ and $s = \frac{t+1}{tz}$. The correspondence from t to s is well-defined for sufficiently small values of t and is called the S-transform [16], denoted as $s_\mu(t)$. For each A_k , $\mu_{A_k} = \rho_{x_k}$, and its S-transform is denoted as $s_{\rho_{x_k}}(t)$. In the large dimension limit, $s_{\mu_C}(t) = s_{\mu_{A_1}}(t) \cdots s_{\mu_{A_n}}(t)$, or equivalently

$$s_{\mu_C}(t) = s_{\rho_{x_1}}(t) \cdots s_{\rho_{x_n}}(t).$$

Taking logarithms leads to

$$\log s_{\mu_C}(t) = \log s_{\rho_{x_1}}(t) + \dots + \log s_{\rho_{x_n}}(t).$$

The task is, given $\log s_{\mu_C}(t)$, to recover x_1, \dots, x_n . This is a linear sparse inverse problem with a kernel $G(t, x) = \log s_{\rho_x}(t)$.

The second step solves this problem using eigenmatrix. Assume for now that for any μ , we are able to compute $s_\mu(t)$. Choose a set of samples $\{t_j\}$ on a small circle around the origin. For each $x \in X$, define the vector

$$\mathbf{b}_x := [\log s_{\rho_x}(t_j)]_j.$$

Choose a Chebyshev grid over the $\{c_t\}_{1 \leq t \leq n_c}$ over the interval X . If \mathbf{b}_x is analytic in x and the columns of \hat{B} are numerically linearly independent, we can build the matrix M that satisfies $M\mathbf{b}_x \approx x\mathbf{b}_x$. Finally, define the vector

$$\mathbf{u} = [\log s_{\mu_C}(t_j)]_j$$

and form the T matrix to recover x_1, \dots, x_n , and equivalently $\mu_{A_1}, \dots, \mu_{A_n}$.

Let us now address the question of given μ , how to compute its S-transform $s_\mu(t)$ for given t . This is used in the definition of \mathbf{b}_x and \mathbf{u} . From the definition of the S-transform, the correspondence among z, g, t, s is given by

$$t + 1 = zg, \quad s = (t + 1)/(tz).$$

Given t , one way for computing s is to recover z first, via solving the equation $t + 1 = zg_\mu(z)$. This is again done with the help of a Newton iteration. Let z_i be the current approximation. To find the update ϵ , we write

$$(z_i + \epsilon)g_\mu(z_i + \epsilon) = t + 1.$$

Linear expansion at z_i gives $z_i g_\mu(z_i) + [g_\mu(z_i) + z_i g'_\mu(z_i)]\epsilon \approx t + 1$. Hence, we set $\epsilon = (g_\mu(z_i) + z_i g'_\mu(z_i))^{-1}(t + 1 - z_i g_\mu(z_i))$. This gives the Newton iteration

$$z_{i+1} = z_i + (g_\mu(z_i) + z_i g'_\mu(z_i))^{-1}(t + 1 - z_i g_\mu(z_i)).$$

The limit of $\{z_i\}$ gives $z_\mu(t)$. Then $s_\mu(t) = (t + 1)/(tz_\mu(t))$ follows easily.

Below, we present a few numerical examples. In each example, the 1-parameter family has the first moment equal to one. This is because a non-identity uniform spectral scaling can be absorbed in either μ_{A_1} or μ_{A_2} .

Example 5.1. The problem setup is as follows.

- The 1-parameter family is $\rho_x = \frac{1}{2}\delta_{2/(1+x)} + \frac{1}{2}\delta_{2x/(1+x)}$ for $x \in [1.4, 3]$.
- The spectral measures of A_1, A_2, A_3 correspond to $(x_1, x_2, x_3) = (1.4, 2.2, 3.0)$.
- The dimension is $N = 8192$.

Here $\mathbf{b}_x := [\log s_{\rho_x}(t_j)]_j$ is analytic in x . Though the condition number of \hat{B} is quite large, the construction of M is still quite accurate. Figure 5.1 summarizes the result. The first plot is the histogram of μ_C . The second plot gives the exact (red) and reconstructed (blue) parameters $\{x_k\}$.

Example 5.2. The problem setup is as follows.

- The 1-parameter family is $\rho_x = \frac{2}{3}\delta_{3/(2+x)} + \frac{1}{3}\delta_{3x/(2+x)}$ for $x \in [1.4, 3]$.
- The spectral measures of A_1, A_2 correspond to $(x_1, x_2) = (1.7, 2.5)$.
- The dimension is $N = 8192$.

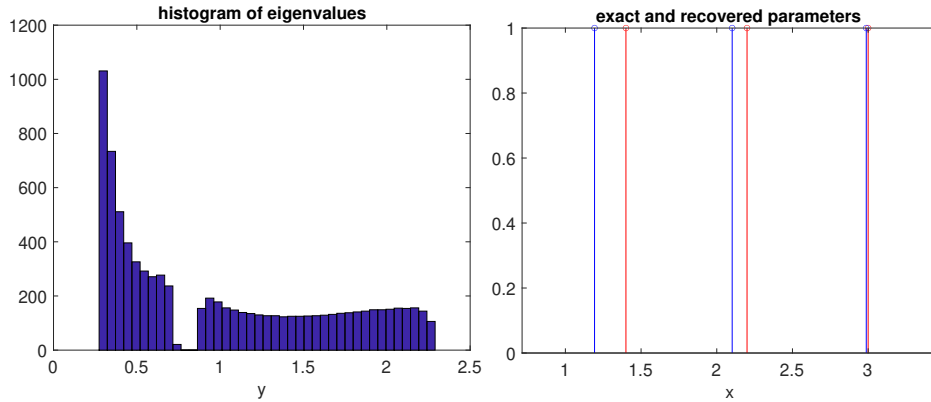


FIGURE 5.1. Left: the histogram of μ_C . Right: the exact (red) and reconstructed (blue) parameters $\{x_k\}$.

$\mathbf{b}_x := [\log s_{\rho_x}(t_j)]_j$ again is analytic in x . Though the condition number of \hat{B} is quite large, the construction of M is reasonably accurate. Figure 5.2 summarizes the result. The first plot is the histogram of μ_C . The second plot gives the exact (red) and reconstructed (blue) parameters $\{x_k\}$.

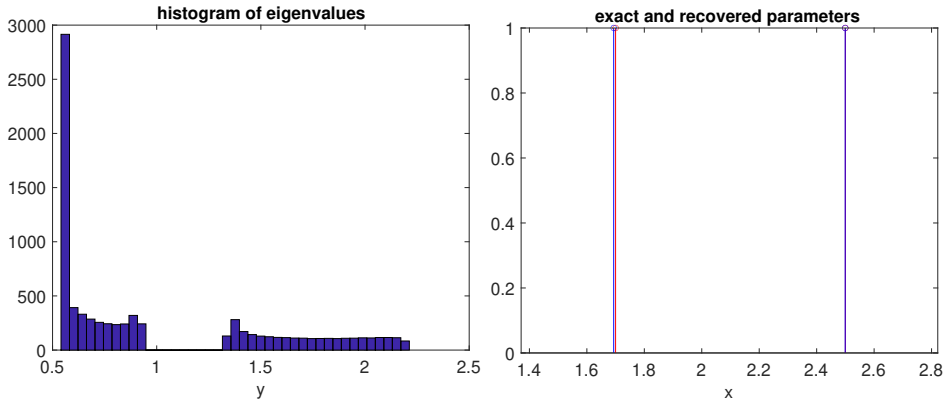


FIGURE 5.2. Left: the histogram of μ_C . Right: the exact (red) and reconstructed (blue) parameters $\{x_k\}$.

6. DISCUSSION

This note is a preliminary exploration of blind free deconvolution problems. Below are several clear directions for improvements and future work.

First, we only consider 1-parameter families for the spectral measure of A_k . This is clearly restrictive, and an obvious direction is to include families with multiple parameters. The work of [18] on multidimensional structure sparse recovery can potentially be leveraged.

Second, the sparsity assumption of the spectral measure of A may not be appropriate in many cases. For a specific application, if the spectral measure of A arises from some other low-complexity models controlled by a small number of parameters, this approach based on an eigenmatrix should also apply.

Third, the eigenmatrix method can be viewed as a non-Hermitian quantization of the spectral variety X . The vectors \mathbf{b}_x serve as the approximate non-orthogonal eigenvectors. Once the matching condition $M\mathbf{b}_x \approx x\mathbf{b}_x$ is satisfied on a sufficiently dense Chebyshev grid, the whole spectral variety X resides in the pseudo-spectrum of M . The original eigenmatrix method was proposed for simple X (either an interval or a domain in the complex plane). The work discussed here is a first step towards addressing a more general spectral variety, even though we only work with a curve in it by considering only a one-parametric family.

REFERENCES

- [1] Octavio Arizmendi, Pierre Tarrago, and Carlos Vargas, *Subordination methods for free deconvolution*, Annales de l'institut henri poincaré (b) probabilités et statistiques, 2020, pp. 2565–2590.
- [2] Joël Bun, Romain Allez, Jean-Philippe Bouchaud, and Marc Potters, *Rotational invariant estimator for general noisy matrices*, IEEE Transactions on Information Theory **62** (2016), no. 12, 7475–7490.
- [3] Nouredine El Karoui, *Spectrum estimation for large dimensional covariance matrices using random matrix theory*, Ann. Statist. **36** (2008), no. 1, 2757–2790.
- [4] Matan Gavish and David L Donoho, *The optimal hard threshold for singular values is $4/\sqrt{3}$* , IEEE Transactions on Information Theory **60** (2014), no. 8, 5040–5053.
- [5] Weihao Kong and Gregory Valiant, *Spectrum estimation from samples*, The Annals of Statistics **45** (2017), no. 5.
- [6] Olivier Ledoit and Sandrine Péché, *Eigenvectors of some large sample covariance matrix ensembles*, Probability Theory and Related Fields **151** (2011), no. 1, 233–264.
- [7] Olivier Ledoit and Michael Wolf, *A well-conditioned estimator for large-dimensional covariance matrices*, Journal of multivariate analysis **88** (2004), no. 2, 365–411.
- [8] ———, *Nonlinear shrinkage estimation of large-dimensional covariance matrices*, The Annals of Statistics **40** (2012), no. 2, 1024–1060.
- [9] ———, *Spectrum estimation: A unified framework for covariance matrix estimation and pca in large dimensions*, Journal of Multivariate Analysis **139** (2015), 360–384.
- [10] ———, *Analytical nonlinear shrinkage of large-dimensional covariance matrices*, The Annals of Statistics **48** (2020), no. 5, 3043–3065.
- [11] James A Mingo and Roland Speicher, *Free probability and random matrices*, Vol. 35, Springer, 2017.
- [12] Marc Potters and Jean-Philippe Bouchaud, *A first course in random matrix theory: for physicists, engineers and data scientists*, Cambridge University Press, 2020.
- [13] R Prony, *Essai experimental et analytique*, J. Ecole Polytechnique (1795), 24–76.
- [14] Richard Roy and Thomas Kailath, *Esprit-estimation of signal parameters via rotational invariance techniques*, IEEE Transactions on acoustics, speech, and signal processing **37** (1989), no. 7, 984–995.
- [15] Dan Voiculescu, *Addition of certain non-commuting random variables*, Journal of functional analysis **66** (1986), no. 3, 323–346.
- [16] ———, *Multiplication of certain non-commuting random variables*, Journal of Operator Theory (1987), 223–235.
- [17] Lexing Ying, *Eigenmatrix for unstructured sparse recovery*, Applied and Computational Harmonic Analysis **71** (2024), 101653.
- [18] ———, *Multidimensional unstructured sparse recovery via eigenmatrix*, Applied and Computational Harmonic Analysis **74** (2025), 101725.
- [19] ———, *Sparse free deconvolution under unknown noise level via eigenmatrix*, arXiv preprint arXiv:2501.04599 (2025).

(Lexing Ying) DEPARTMENT OF MATHEMATICS, STANFORD UNIVERSITY, STANFORD, CA 94305
 Email address: lexing@stanford.edu