

Simple Proofs of the Summation and Connectivity Theorems in Metabolic Control Analysis

Weijiu Liu*

Department of Mathematics
University of Central Arkansas
201 Donaghey Avenue, Conway, AR 72035, USA

Abstract

In the early 1970s, the Kacser/Burns and the Heinrich/Rapoport groups independently discovered the important summation and connectivity theorems in metabolic control analysis. These theorems were derived originally by using thought experiments and proved mathematically later. The mathematical proofs are not easy for me to read and follow. But the proofs actually can be very simple and need only a couple of lines as I give here.

Mathematics Subject Classification (2020): 92C42, 34A34

Introduction

In the early 1970s, two groups, the Kacser/Burns group [1] and the Heinrich/Rapoport group [2], independently discovered the important summation and connectivity theorems in metabolic control analysis. These theorems were derived in the original papers [1] and [2] by using thought experiments [3, page 170] on metabolic networks, imagining a scenario to explore concepts and propose equations and relations from which the theorems can be derived. Later they were proved mathematically (see, e.g., [4, Chapter 5]). The mathematical proofs are not easy for me to read and follow. But actually the proofs can be very simple and need only a couple of lines as I give here.

2 The Proof of the Summation Theorem

The summation theorem can be stated in a general mathematical form as follows.

Theorem 1. *Let*

$$\mathbf{F}(\mathbf{e}, \mathbf{S}) = \mathbf{0}, \quad (1)$$

and

$$J = J(\mathbf{e}, \mathbf{S}),$$

where $\mathbf{e} = (e_1, e_2, \dots, e_n)$, $\mathbf{S} = (S_1, S_2, \dots, S_m)$, J is a differentiable function from $\mathbb{R}^n \times \mathbb{R}^m \rightarrow \mathbb{R}$, and

$$\mathbf{F}(\mathbf{e}, \mathbf{S}) = \begin{pmatrix} F_1(\mathbf{e}, \mathbf{S}) \\ \vdots \\ F_m(\mathbf{e}, \mathbf{S}) \end{pmatrix}$$

is a differentiable vector function from $\mathbb{R}^n \times \mathbb{R}^m \rightarrow \mathbb{R}^m$. Assume that the Jacobian matrix

$$\frac{\partial \mathbf{F}}{\partial \mathbf{S}} = \begin{pmatrix} \frac{\partial F_1}{\partial S_1} & \cdots & \frac{\partial F_1}{\partial S_m} \\ \vdots & \cdots & \vdots \\ \frac{\partial F_m}{\partial S_1} & \cdots & \frac{\partial F_m}{\partial S_m} \end{pmatrix}$$

*Corresponding author. Email: weijiul@uca.edu, Phone: 1-501-450-5661, Fax: 1-501-450-5662

is nonsingular. Then

$$\frac{\partial \mathbf{S}}{\partial \mathbf{e}} = - \left(\frac{\partial \mathbf{F}}{\partial \mathbf{S}} \right)^{-1} \frac{\partial \mathbf{F}}{\partial \mathbf{e}}, \quad (2)$$

$$\frac{\partial J}{\partial \mathbf{e}} = - \frac{\partial J}{\partial \mathbf{S}} \left(\frac{\partial \mathbf{F}}{\partial \mathbf{S}} \right)^{-1} \frac{\partial \mathbf{F}}{\partial \mathbf{e}} + \frac{\partial J}{\partial \mathbf{e}}. \quad (3)$$

Note that \mathbf{S} is treated as an independent variable in $\frac{\partial J}{\partial \mathbf{e}}$ on the right hand side of the above equation. Furthermore, if

$$\sum_{j=1}^n e_j \frac{\partial F_i}{\partial e_j} = 0, \quad i = 1, \dots, m, \quad (4)$$

$$\sum_{j=1}^n e_j \frac{\partial J}{\partial e_j} = J, \quad (5)$$

then

$$\sum_{j=1}^n e_j \frac{\partial S_i}{\partial e_j} = 0, \quad i = 1, \dots, m \quad (6)$$

and

$$\sum_{j=1}^n e_j \frac{\partial J}{\partial e_j} = J. \quad (7)$$

Proof. Since the Jacobian matrix $\frac{\partial \mathbf{F}}{\partial \mathbf{S}}$ is assumed to be nonsingular, the implicit function theorem (see, e.g., [5, page 148]) ensures that the system (1) can be solved for S_1, \dots, S_m to get $S_i = S_i(e_1, e_2, \dots, e_n)$, $i = 1, 2, \dots, m$. Using the chain rule to differentiate the equations (1) in \mathbf{e} , we obtain that

$$\frac{\partial \mathbf{F}}{\partial \mathbf{S}} \frac{\partial \mathbf{S}}{\partial \mathbf{e}} + \frac{\partial \mathbf{F}}{\partial \mathbf{e}} = \mathbf{0}.$$

Since the Jacobian matrix $\frac{\partial \mathbf{F}}{\partial \mathbf{S}}$ is assumed to be nonsingular, we derive that

$$\frac{\partial \mathbf{S}}{\partial \mathbf{e}} = - \left(\frac{\partial \mathbf{F}}{\partial \mathbf{S}} \right)^{-1} \frac{\partial \mathbf{F}}{\partial \mathbf{e}}.$$

This proves (2).

Using the chain rule to differentiate J in \mathbf{e} and using the equation (2), we obtain that

$$\frac{\partial J}{\partial \mathbf{e}} = \frac{\partial J}{\partial \mathbf{S}} \frac{\partial \mathbf{S}}{\partial \mathbf{e}} + \frac{\partial J}{\partial \mathbf{e}} = - \frac{\partial J}{\partial \mathbf{S}} \left(\frac{\partial \mathbf{F}}{\partial \mathbf{S}} \right)^{-1} \frac{\partial \mathbf{F}}{\partial \mathbf{e}} + \frac{\partial J}{\partial \mathbf{e}}.$$

Note that \mathbf{S} is treated as an independent variable in $\frac{\partial J}{\partial \mathbf{e}}$ on the right hand side of the above equation. This proves the equation (3).

If the conditions (4) and (5) are satisfied, then, multiplying the equations (2) and (3) by \mathbf{e} , one can readily derive the equations (6) and (7).

3 The Proof of the Connectivity Theorem

The connectivity theorem can be stated in a general mathematical form as follows.

Theorem 2. *Let*

$$\mathbf{F}(\mathbf{v}(\mathbf{e}, \mathbf{S})) = \mathbf{0}, \quad (8)$$

where $\mathbf{e} = (e_1, e_2, \dots, e_n)$, $\mathbf{S} = (S_1, S_2, \dots, S_m)$,

$$\mathbf{v}(\mathbf{e}, \mathbf{S}) = \begin{pmatrix} v_1(\mathbf{e}, \mathbf{S}) \\ \vdots \\ v_n(\mathbf{e}, \mathbf{S}) \end{pmatrix}$$

is a differentiable vector function from $\mathbb{R}^n \times \mathbb{R}^m \rightarrow \mathbb{R}^n$, and

$$\mathbf{F}(\mathbf{v}(\mathbf{e}, \mathbf{S})) = \begin{pmatrix} F_1(\mathbf{v}(\mathbf{e}, \mathbf{S})) \\ \vdots \\ F_m(\mathbf{v}(\mathbf{e}, \mathbf{S})) \end{pmatrix}$$

is a differentiable vector function from $\mathbb{R}^n \rightarrow \mathbb{R}^m$. Assume that the Jacobian matrices

$$\begin{aligned} \frac{\partial \mathbf{F}}{\partial \mathbf{S}} &= \frac{\partial \mathbf{F}}{\partial \mathbf{v}} \frac{\partial \mathbf{v}}{\partial \mathbf{S}} = \begin{pmatrix} \frac{\partial F_1}{\partial v_1} & \cdots & \frac{\partial F_1}{\partial v_n} \\ \vdots & \cdots & \vdots \\ \frac{\partial F_m}{\partial v_1} & \cdots & \frac{\partial F_m}{\partial v_n} \end{pmatrix} \begin{pmatrix} \frac{\partial v_1}{\partial S_1} & \cdots & \frac{\partial v_1}{\partial S_m} \\ \vdots & \cdots & \vdots \\ \frac{\partial v_n}{\partial S_1} & \cdots & \frac{\partial v_n}{\partial S_m} \end{pmatrix}, \\ \frac{\partial \mathbf{v}}{\partial \mathbf{e}} &= \begin{pmatrix} \frac{\partial v_1}{\partial e_1} & \cdots & \frac{\partial v_1}{\partial e_n} \\ \vdots & \cdots & \vdots \\ \frac{\partial v_n}{\partial e_1} & \cdots & \frac{\partial v_n}{\partial e_n} \end{pmatrix}, \end{aligned}$$

are nonsingular. Then

$$\frac{\partial \mathbf{S}}{\partial \mathbf{e}} \left(\frac{\partial \mathbf{v}}{\partial \mathbf{e}} \right)^{-1} \frac{\partial \mathbf{v}}{\partial \mathbf{S}} = -\mathbf{I}, \quad (9)$$

$$\frac{\partial \mathbf{v}}{\partial \mathbf{e}} \left(\frac{\partial \mathbf{v}}{\partial \mathbf{e}} \right)^{-1} \frac{\partial \mathbf{v}}{\partial \mathbf{S}} = \mathbf{0}, \quad (10)$$

where \mathbf{I} is the identity matrix. Note that \mathbf{S} is treated as an independent variable in $\left(\frac{\partial \mathbf{v}}{\partial \mathbf{e}}\right)^{-1}$ in the above equation. Furthermore, if

$$\frac{\partial v_i}{\partial e_j} = 0 \quad \text{if } i \neq j, \quad (11)$$

$$e_i \frac{\partial v_i}{\partial e_i} = v_i, \quad i = 1, \dots, n, \quad (12)$$

then

$$\sum_{k=1}^n \frac{e_k}{v_k} \frac{\partial S_i}{\partial e_k} \frac{\partial v_k}{\partial S_j} = \begin{cases} -1 & \text{if } i = j, \\ 0 & \text{if } i \neq j, \end{cases} \quad (13)$$

$$\sum_{k=1}^n \frac{e_k}{v_k} \frac{\partial v_i}{\partial e_k} \frac{\partial v_k}{\partial S_j} = 0. \quad (14)$$

Proof. Since the Jacobian matrix $\frac{\partial \mathbf{F}}{\partial \mathbf{S}}$ is assumed to be nonsingular, the implicit function theorem (see, e.g., [5, page 148]) ensures that the system (8) can be solved for S_1, \dots, S_m to get $S_i = S_i(e_1, e_2, \dots, e_n)$, $i = 1, 2, \dots, m$. Using the chain rule to differentiate the system (8) in \mathbf{e} , we obtain that

$$\frac{\partial \mathbf{F}}{\partial \mathbf{v}} \frac{\partial \mathbf{v}}{\partial \mathbf{S}} \frac{\partial \mathbf{S}}{\partial \mathbf{e}} + \frac{\partial \mathbf{F}}{\partial \mathbf{v}} \frac{\partial \mathbf{v}}{\partial \mathbf{e}} = \mathbf{0}. \quad (15)$$

Since the Jacobian matrix $\frac{\partial \mathbf{F}}{\partial \mathbf{S}}$ is assumed to be nonsingular, we derive that

$$\frac{\partial \mathbf{S}}{\partial \mathbf{e}} = - \left(\frac{\partial \mathbf{F}}{\partial \mathbf{v}} \frac{\partial \mathbf{v}}{\partial \mathbf{S}} \right)^{-1} \frac{\partial \mathbf{F}}{\partial \mathbf{v}} \frac{\partial \mathbf{v}}{\partial \mathbf{e}}.$$

Multiplying this equation by $\left(\frac{\partial \mathbf{v}}{\partial \mathbf{e}}\right)^{-1} \frac{\partial \mathbf{v}}{\partial \mathbf{S}}$ gives that

$$\frac{\partial \mathbf{S}}{\partial \mathbf{e}} \left(\frac{\partial \mathbf{v}}{\partial \mathbf{e}}\right)^{-1} \frac{\partial \mathbf{v}}{\partial \mathbf{S}} = - \left(\frac{\partial \mathbf{F}}{\partial \mathbf{v}} \frac{\partial \mathbf{v}}{\partial \mathbf{S}}\right)^{-1} \frac{\partial \mathbf{F}}{\partial \mathbf{v}} \frac{\partial \mathbf{v}}{\partial \mathbf{e}} \left(\frac{\partial \mathbf{v}}{\partial \mathbf{e}}\right)^{-1} \frac{\partial \mathbf{v}}{\partial \mathbf{S}} = -\mathbf{I}.$$

This proves (9).

Using the chain rule to differentiate \mathbf{v} in \mathbf{e} , we obtain that

$$\frac{\partial \mathbf{v}}{\partial \mathbf{e}} = \frac{\partial \mathbf{v}}{\partial \mathbf{S}} \frac{\partial \mathbf{S}}{\partial \mathbf{e}} + \frac{\partial \mathbf{v}}{\partial \mathbf{e}}.$$

Note that \mathbf{S} is treated as an independent variable in $\frac{\partial \mathbf{v}}{\partial \mathbf{e}}$ on the right hand side of the above equation. Multiplying this equation by $\left(\frac{\partial \mathbf{v}}{\partial \mathbf{e}}\right)^{-1} \frac{\partial \mathbf{v}}{\partial \mathbf{S}}$ and using the equation (10), we obtain that

$$\frac{\partial \mathbf{v}}{\partial \mathbf{e}} \left(\frac{\partial \mathbf{v}}{\partial \mathbf{e}}\right)^{-1} \frac{\partial \mathbf{v}}{\partial \mathbf{S}} = \frac{\partial \mathbf{v}}{\partial \mathbf{S}} \frac{\partial \mathbf{S}}{\partial \mathbf{e}} \left(\frac{\partial \mathbf{v}}{\partial \mathbf{e}}\right)^{-1} \frac{\partial \mathbf{v}}{\partial \mathbf{S}} + \frac{\partial \mathbf{v}}{\partial \mathbf{e}} \left(\frac{\partial \mathbf{v}}{\partial \mathbf{e}}\right)^{-1} \frac{\partial \mathbf{v}}{\partial \mathbf{S}} = -\frac{\partial \mathbf{v}}{\partial \mathbf{S}} + \frac{\partial \mathbf{v}}{\partial \mathbf{S}} = \mathbf{0}.$$

Note that \mathbf{S} is treated as an independent variable in $\left(\frac{\partial \mathbf{v}}{\partial \mathbf{e}}\right)^{-1}$ in the above equation. This proves the equation (10).

If the conditions (11) and (12) are satisfied, then $\left(\frac{\partial \mathbf{v}}{\partial \mathbf{e}}\right)^{-1}$ becomes a simple diagonal matrix:

$$\left(\frac{\partial \mathbf{v}}{\partial \mathbf{e}}\right)^{-1} = \begin{pmatrix} \left(\frac{\partial v_1}{\partial e_1}\right)^{-1} & 0 & \cdots & 0 \\ 0 & \left(\frac{\partial v_2}{\partial e_2}\right)^{-1} & \cdots & 0 \\ \vdots & \vdots & \cdots & \vdots \\ 0 & 0 & \cdots & \left(\frac{\partial v_n}{\partial e_n}\right)^{-1} \end{pmatrix} = \begin{pmatrix} \frac{e_1}{v_1} & 0 & \cdots & 0 \\ 0 & \frac{e_2}{v_2} & \cdots & 0 \\ \vdots & \vdots & \cdots & \vdots \\ 0 & 0 & \cdots & \frac{e_n}{v_n} \end{pmatrix},$$

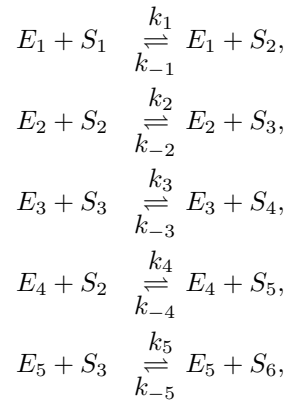
and therefore, the equations (9) and (10) become the equations (13) and (14), respectively.

4 Examples

When applying the above theorems to a metabolic pathway, e_j stand for the concentrations of enzymes, S_i for the concentrations of substrates, $e_j \frac{\partial S_i}{\partial e_j} / S_i$ for the concentration control coefficients, and $e_j \frac{\partial J}{\partial e_j} / J$ for the flux control coefficients. The system (1) or (8) is the equilibrium equations for a metabolic network.

Example 1. Consider a simple branched metabolic pathway as shown in Figure 1. Assume that S_1 , S_4 , S_5 , and S_6 are held fixed.

The reaction equations are given as follows:



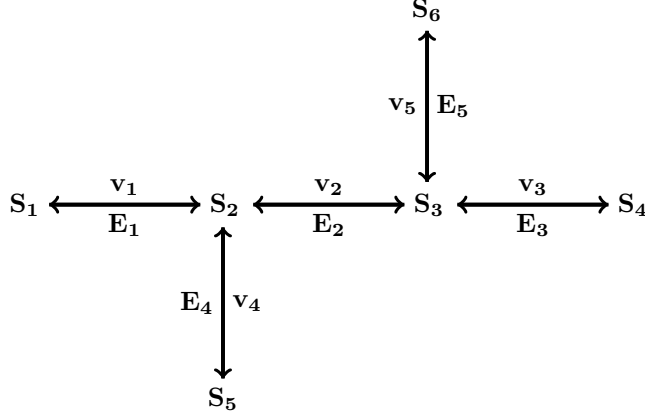


Figure 1: A simple metabolic pathway. S_i stand for substrates, E_i for enzymes, and v_i for the reaction rates.

where k_i and k_{-i} are forward and backward reaction rate constants. By the mass-action law, the reaction rate of each enzyme E_i is

$$\begin{aligned}
 J_1 &= v_1 = k_1 e_1 S_1 - k_{-1} e_1 S_2, \\
 J_2 &= v_2 = k_2 e_2 S_2 - k_{-2} e_2 S_3, \\
 J_3 &= v_3 = k_3 e_3 S_3 - k_{-3} e_3 S_4, \\
 J_4 &= v_4 = k_4 e_4 S_2 - k_{-4} e_4 S_5, \\
 J_5 &= v_5 = k_5 e_5 S_3 - k_{-5} e_5 S_6.
 \end{aligned}$$

Then the dynamic mathematical model for the metabolic pathway is given by

$$\begin{aligned}
 \frac{dS_2}{dt} &= k_1 e_1 S_1 - k_{-1} e_1 S_2 - k_2 e_2 S_2 + k_{-2} e_2 S_3 - k_4 e_4 S_2 + k_{-4} e_4 S_5 = v_1 - v_2 - v_4, \\
 \frac{dS_3}{dt} &= k_2 e_2 S_2 - k_{-2} e_2 S_3 - k_3 e_3 S_3 + k_{-3} e_3 S_4 - k_5 e_5 S_3 + k_{-5} e_5 S_6 = v_2 - v_3 - v_5,
 \end{aligned}$$

or in the matrix form

$$\frac{d}{dt} \begin{pmatrix} S_2 \\ S_3 \end{pmatrix} = \begin{pmatrix} 1 & -1 & 0 & -1 & 0 \\ 0 & 1 & -1 & 0 & -1 \end{pmatrix} \begin{pmatrix} v_1 \\ v_2 \\ v_3 \\ v_4 \\ v_5 \end{pmatrix} = \mathbf{N} \mathbf{v}$$

where S_i and e_i stand for the concentrations of S_i and E_i , respectively, $\mathbf{v} = (v_1, v_2, v_3, v_4, v_5)^T$, and

$$\mathbf{N} = \begin{pmatrix} 1 & -1 & 0 & -1 & 0 \\ 0 & 1 & -1 & 0 & -1 \end{pmatrix}$$

is the stoichiometric matrix. It is clear that the equilibrium system

$$\begin{aligned}
 0 &= k_1 e_1 S_1 - k_{-1} e_1 S_2 - k_2 e_2 S_2 + k_{-2} e_2 S_3 - k_4 e_4 S_2 + k_{-4} e_4 S_5, \\
 0 &= k_2 e_2 S_2 - k_{-2} e_2 S_3 - k_3 e_3 S_3 + k_{-3} e_3 S_4 - k_5 e_5 S_3 + k_{-5} e_5 S_6
 \end{aligned}$$

or

$$\mathbf{N} \mathbf{v} = \mathbf{0}$$

is of the form of the equation (1) or (8) and conditions (4), (5), (11), and (12) are satisfied. Thus, according to the equation (6), the concentration control coefficients sum to 0:

$$C_{e_1}^{S_i} + C_{e_2}^{S_i} + C_{e_3}^{S_i} + C_{e_4}^{S_i} + C_{e_5}^{S_i} = 0, \quad i = 2, 3,$$

where the concentration control coefficient is defined by

$$C_{e_i}^{S_j} = \frac{e_i}{S_j} \frac{\partial S_j}{\partial e_i}.$$

According to the equation (7), the flux control coefficients sum to 1:

$$C_{e_1}^{J_i} + C_{e_2}^{J_i} + C_{e_3}^{J_i} + C_{e_4}^{J_i} + C_{e_5}^{J_i} = 1, \quad i = 1, 2, 3, 4, 5,$$

where the flux control coefficient is defined by

$$C_{e_i}^{J_j} = \frac{e_i}{J_j} \frac{\partial J_j}{\partial e_i}.$$

According to the equation (13), the concentration connectivity equations hold:

$$C_{e_1}^{S_i} E_{S_i}^{v_1} + C_{e_2}^{S_i} E_{S_i}^{v_2} + C_{e_3}^{S_i} E_{S_i}^{v_3} + C_{e_4}^{S_i} E_{S_i}^{v_4} + C_{e_5}^{S_i} E_{S_i}^{v_5} = -1, \quad i = 2, 3,$$

where the elasticity coefficient is defined by

$$E_{S_j}^{v_i} = \frac{S_j}{v_i} \frac{\partial v_i}{\partial S_j}$$

According to the equation (14), the flux connectivity equations hold:

$$C_{e_1}^{v_i} E_{S_j}^{v_1} + C_{e_2}^{v_i} E_{S_j}^{v_2} + C_{e_3}^{v_i} E_{S_j}^{v_3} + C_{e_4}^{v_i} E_{S_j}^{v_4} + C_{e_5}^{v_i} E_{S_j}^{v_5} = 0, \quad i = 1, 2, 3, 4, 5, j = 2, 3.$$

Indeed, these equations can be verified by using the Matlab [6] or other mathematical softwares.

The pathway in the Figure 1 may be treated as a traffic flow, E_i being treated as traffic control stations and S_i being treated as traffic flows. In this context, Theorem 1 reveals that the change in one traffic control station will result in the changes in all other traffic control stations.

Example 2. Consider an end-product inhibited metabolic pathway as shown in Figure 2.

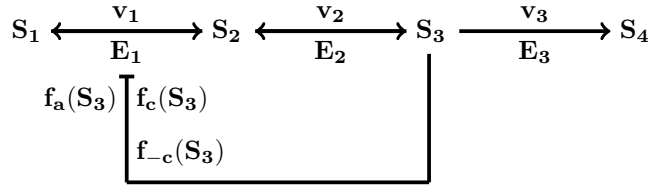
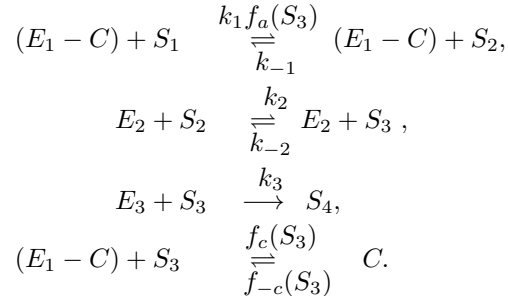


Figure 2: An end-product inhibited metabolic pathway. S_i stand for substrates, E_i for enzymes, and v_i for the reaction rates. The function $f_a(S_3)$ models an allosteric inhibition and the functions $f_c(S_3), f_{-c}(S_3)$ model a competitive inhibition.

Assume that S_1 and S_4 are held fixed. The reaction scheme is



Here the function $f_a(S_3)$ models an allosteric inhibition and the functions $f_c(S_3), f_{-c}(S_3), E_1 - C$ model a competitive inhibition. Using the mass-action law, we derive the system of the steady states:

$$k_1 f_a(S_3)(e_1 - c)S_1 - k_{-1}(e_1 - c)S_2 - k_2 e_2 S_2 + k_{-2} e_2 S_3 = 0, \quad (16)$$

$$k_2 e_2 S_2 - k_{-2} e_2 S_3 - k_3 e_3 S_3 - f_c(S_3)(e_1 - c)S_3 + f_{-c}(S_3)c = 0, \quad (17)$$

$$f_c(S_3)(e_1 - c)S_3 - f_{-c}(S_3)c = 0. \quad (18)$$

Solving the equation (18) for c , we get

$$c = \frac{e_1 S_3 f_c(S_3)}{S_3 f_c(S_3) + f_{-c}(S_3)}. \quad (19)$$

Plugging the solution c into the steady state system, we obtain the reduced steady state system

$$k_1 e_1 S_1 f_a(S_3) \left(1 - \frac{S_3 f_c(S_3)}{S_3 f_c(S_3) + f_{-c}(S_3)}\right) - k_{-1} e_1 S_2 \left(1 - \frac{S_3 f_c(S_3)}{S_3 f_c(S_3) + f_{-c}(S_3)}\right) - k_2 e_2 S_2 + k_{-2} e_2 S_3 = 0, \quad (20)$$

$$k_2 e_2 S_2 - k_{-2} e_2 S_3 - k_3 e_3 S_3 = 0, \quad (21)$$

The reaction rate of each enzyme E_i is

$$\begin{aligned} v_1 &= k_1 e_1 S_1 f_a(S_3) \left(1 - \frac{S_3 f_c(S_3)}{S_3 f_c(S_3) + f_{-c}(S_3)}\right) - k_{-1} e_1 S_2 \left(1 - \frac{S_3 f_c(S_3)}{S_3 f_c(S_3) + f_{-c}(S_3)}\right), \\ v_2 &= k_2 e_2 S_2 - k_{-2} e_2 S_3, \\ v_3 &= k_3 e_3 S_3. \end{aligned}$$

Hence, the system (20) - (21) can be written as

$$v_1 - v_2 = 0, \quad (22)$$

$$v_2 - v_3 = 0. \quad (23)$$

Again, the system (20) - (21) or (22) - (23) satisfies all conditions of Theorem 1 and Theorem 2. Therefore, the following summation and connectivity equations hold:

$$\begin{aligned} C_{e_1}^{S_i} + C_{e_2}^{S_i} + C_{e_3}^{S_i} &= 0, \quad i = 2, 3, \\ C_{e_1}^{v_i} + C_{e_2}^{v_i} + C_{e_3}^{v_i} &= 1, \quad i = 1, 2, 3, \\ C_{e_1}^{S_i} E_{S_i}^{v_1} + C_{e_2}^{S_i} E_{S_i}^{v_2} + C_{e_3}^{S_i} E_{S_i}^{v_3} &= -1, \quad i = 2, 3, \\ C_{e_1}^{v_i} E_{S_j}^{v_1} + C_{e_2}^{v_i} E_{S_j}^{v_2} + C_{e_3}^{v_i} E_{S_j}^{v_3} &= 0, \quad i = 1, 2, 3, \quad j = 2, 3. \end{aligned}$$

References

- [1] H. Kacser and J. A. Burns, The control of flux. Symposia of the Society for Experimental Biology. 27, 1973, 65-104.
- [2] R. Heinrich and T. A. Rapoport, A linear steady-state treatment of enzymatic chains. General properties, control and effector strength. European Journal of Biochemistry. 42 (1), 1974, 89-95.
- [3] Herbert M. Sauro, Introduction to Metabolic Control Analysis. Ambrosius Publishing and Future Skill Software, 2013.
- [4] Reinhart Heinrich and Stefan Schuster, The regulation of cellular systems. Chapman & Hall, New York, 1996.
- [5] K. Deimling, Nonlinear Functional Analysis, Springer-Verlag, New York, 1985.
- [6] MATLAB, MathWorks, Inc., Natick, MA.