

# Generalizability with ignorance in mind: learning what we do (not) know for archetypes discovery\*

Emily Breza<sup>†</sup>   Arun G. Chandrasekhar<sup>‡</sup>   Davide Viviano<sup>§</sup>

January 24, 2025

## Abstract

When studying policy interventions, researchers are often interested in two related goals: i) learning for which types of individuals the program has the largest effects (heterogeneity) and ii) understanding whether those patterns of treatment effects have predictive power across environments (generalizability). To that end, we develop a framework to learn from the data how to partition observations into groups of individual and environmental characteristics whose effects are generalizable for others – a set of *generalizable archetypes*. Our view is that implicit in the task of archetypal discovery is detecting those contexts where effects do *not* generalize and where researchers should collect more evidence before drawing inference on treatment effects.

We introduce a method that jointly estimates when and how a prediction can be formed and when, instead, researchers should admit ignorance and elicit further evidence before making predictions. We provide both a decision-theoretic and Bayesian foundation of our procedure. We derive finite-sample (frequentist) regret guarantees, asymptotic theory for inference, and discuss computational properties. We illustrate the benefits of our procedure over existing alternatives that would fail to admit ignorance and force pooling across all units by re-analyzing a multifaceted program targeted towards the poor across six different countries.

---

\*We thank Isaiah Andrews, Paul Goldsmith-Pinkham, Florencia Hnilo, Guido Imbens, Madeline McKelway, Konrad Menzel, Muriel Niederle, Jesse Shapiro, and Nicholas Swanson for helpful comments and discussion. We thank Camilla Cherubini for exceptional research assistance. Davide Viviano gratefully acknowledges generous support from the Harvard Griffin fund.

<sup>†</sup>Department of Economics, Harvard University; NBER; JPAL

<sup>‡</sup>Department of Economics, Stanford University; NBER; JPAL

<sup>§</sup>Department of Economics, Harvard University

# 1 Introduction

Given the rise of experimental and quasi-experimental methods in social science, researchers can now measure the treatment effects of policy interventions in increasingly larger, more representative populations and across a range of contexts. In many such cases, the policy-maker wants to learn about where and for which sub-groups to scale promising interventions and when more data or pilot experiments are necessary. At the same time, the social scientist interested in model discovery wants to infer an economic model of behavior from the data (e.g., a *law of motion* of how agents behave in an environment). This requires understanding the role of agent types and the different environmental conditions and constraints present in the population of interest. Moreover, there is a fundamental question of whether the same economic model can be used to interpret the treatment effects across the different groups. Both sets of goals require an understanding of: i) the extent to which patterns in data from a specific environment can be generalized to other contexts (Borenstein et al., 2021); and ii) patterns of heterogeneity in treatment effects based on a potentially high-dimensional set of observable characteristics.<sup>1</sup> We approach this problem by looking for groups of data (*archetypes*) where effects are similar and which may then be informative both for policy and model discovery. At the same time, researchers should not “contaminate” predictions for a given group of data using observations that may exhibit highly different or unpredictable effect heterogeneity (and, as such, are possibly explained by different models/laws of motion).

As an illustrative example, consider microcredit, a simple loan product that in principle, could have multiple impact profiles. While microlenders (MFIs) highlight the potential for their loans to facilitate entrepreneurship and raise incomes, in practice many households instead borrow for consumption purposes or to mitigate a shock. Moreover, the impacts of credit likely also depend on a host of other environmental and type-specific factors such as local economic conditions, entrepreneurial ability, and time and risk preferences.<sup>2</sup> To navigate this potentially high-dimensional heterogeneity, both the researcher and the policy-maker need to understand generalizability, or the extent to which, say laborers in villages, can inform our understanding of say shop-keepers in cities.<sup>3</sup> Moreover, if the estimates for

---

<sup>1</sup>Note that here we can interpret the study of heterogeneity both for applications in meta-analysis, where researchers have access to multiple studies (e.g., with heterogeneous site-specific characteristics or research teams), or for applications in treatment effect heterogeneity and targeting with a single dataset.

<sup>2</sup>While a researcher could explicitly model each of these forces and incorporate them structurally into estimation, we think this is difficult to do in practice for a few reasons. First, some of these factors may not be directly observable (e.g., borrowing motive), and, more broadly, it might not be clear how to empirically measure each theoretical constraint. Second, with so many potential factors at play, it may be hard to know a priori which constraint is binding in any given setting.

<sup>3</sup>Conceptually, non-generalizability might lead the theorist to write entirely different (non-nested) models

some groups contain sufficient noise and cannot be pooled with others, we might not be comfortable making any inference about them without collecting more data.

In this paper, we present an econometric framework and a set of empirical tools for the joint task of archetypal discovery and assessing the extent of generalizability across environments. That is, our goal is to understand whether there are systematic groups of observable characteristics, which we call archetypes, which are predictive for others in the same group through a statistical or economic model. We say that treatment effects are “generalizable” within an archetype. Implicit in this goal is an equally important second aspect: we want to be able to detect those contexts that are uninformative for the construction of the archetypes and, therefore, for which we are *unable* to claim generalizability. Our view is that generalizability is about identifying which aspects of the data can be pooled together and which cannot – possibly to inform where additional evidence is needed.

Our approach stands in contrast to most existing procedures for meta-analysis and effect heterogeneity, which tend to force a statistical or economic model across all contexts observed in the data. Examples include Bayesian hierarchical models (that implicitly use common priors across all data) and frequentist high-dimensional methods that similarly use sparsity or smoothness restrictions. As the above example underscores, it is unclear when and why all contexts should be able to be informative for each other. Therefore, implicit in the task of model discovery is learning from the data which contexts are predictive of others, and screening out those observations deemed uninformative because the chosen statistical or economic model may not apply to them. We define the group formed by such observations as the *basin of ignorance*.

Specifically, we consider a setting where a researcher has access to data from a number of environments (either within site e.g., villages or cross sites e.g., countries) that include individual outcomes observed after an intervention, as well as environmental and individual characteristics. For a given environment, using the data collected so far, the researcher can predict what the treatment effects will be across individuals. However, different from existing methods, here the researcher has the option to abstain from making a prediction (admit ignorance) and recommend to collect more experimental evidence at a given cost. The optimization problem balances two objectives: predicting effects using a given statistical or economic model and recommending *where* to collect new data to build better predictions.

We provide two different interpretations for this optimization problem. First, we provide a decision-theoretic framework: given a set of partitions of the data (e.g., encoding commu-

---

of behavior for the different groups. This is evident in how many non-nested models are written about the same topic across many papers.

nication constraints), generalizability quantifies whether the researcher would rather rely on the prior findings (possibly interpreted through an economic or statistical model) to form predictions instead of collecting more data in a new environment at a given cost. Alternatively, we show that our approach is equivalent to a Bayesian decision maker imposing common priors (i.e., a statistical model) only over a subset of the data, and allowing for arbitrary heterogeneity on the remaining observations. The decision maker forms posterior expectations about treatment effects by learning from the data for which observations the statistical model is predictive of treatment effects and forcing no model otherwise.<sup>4</sup>

An equivalent way to understand this optimization problem is through the following trade-off: given a set of possible prediction functions for treatment effects (e.g., smooth functions), we would like to maximize the number of units for which we form a prediction (claim generalizability), but also minimize the prediction error on such individuals. If the true data-generating process is complex (e.g., non-smooth), this trade-off would require abstaining from making predictions for some or all the units. That is, in its dual formulation, our objective criterion maximizes the number of individuals for which we form a prediction from a class of models under a constraint on the largest prediction error that we can tolerate.

We next introduce a strategy to form such predictions taking into account that subsequently we are interested in generalizability. If we know that for some observations, researchers might admit ignorance, the prediction we form for the remaining ones should not pool information across all observations. We refer to these as *generalizability-aware* predictions: these are predictions for the archetypes, formed through jointly optimizing over the assignment of observations to the basin of ignorance and archetypes.

We construct estimators in two steps. First, for each (*small*) group of observable individual-level and environmental characteristics, we form unbiased but possibly noisy estimates of the conditional average effect and of its variance. Second, we assign each of these groups to either an archetype or the basin of ignorance. To do this, we form an objective function where assignment to the basin of ignorance incurs a fixed cost. If instead we are willing to make a prediction for a set of groups comprising an archetype, researchers pay a cost equal to the sum of the corresponding prediction errors, net of the sampling variation of each (within group) estimated effect.

We next provide a set of theoretical guarantees for our estimation method, focusing first on properties of the estimator’s regret. Regret defines the difference in terms of the re-

---

<sup>4</sup>From a statistical perspective, this is equivalent to imposing bounded complexity restrictions (e.g., smoothness or sparsity) on prediction functions *locally* on a ex-ante unknown subset of the data, while the remaining units may fail to satisfy such restrictions.

searcher’s loss function between the best set of predictions with no estimation error and our proposed estimator. Without imposing distributional assumptions other than standard moment restrictions, we show that regret converges to zero at a fast (parametric) rate, which depends on the *product* of the number of unit-level characteristics and number of environments (i.e., the number of small groups of observations with same observable characteristics), as well as the variance of each estimated effect. With multiple outcomes, such guarantees can improve whenever outcomes exhibit a common archetypical structure.<sup>5</sup> This is possible by assuming and leveraging independence (but not identical distributions) of each small group together with properties of the empirical process constructed from the objective function. Finally, we provide statistical guarantees to conduct inference on the set of generalizable archetypes and derive desirable computational properties.

We apply our method to the multifaceted “Graduation program” studied experimentally in six countries by [Banerjee et al. \(2015\)](#). The program’s goal is to lift individuals out of extreme poverty through income generation and typically includes a large asset transfer, training, savings accounts and short-term cash transfers. This is a context where heterogeneity and generalizability are of first-order importance. It is unclear ex ante which individuals may react the most to the program as well as how market opportunities or barriers to entry – likely different across environments – might affect the program success.<sup>6</sup>

Using our proposed method, we observe large positive effects on an index of outcomes for individuals with low baseline consumption and assets and smaller effects on households with moderate levels of baseline consumption. Notably, the method places the richest households in the basin of ignorance. In contrast, forcing pooling across all individuals generates discontinuous (and non-monotone) effects in baseline consumption and assets that are difficult to justify with simple economic intuitions. This result is suggestive that using all observations from the sample can *pollute* estimation for the remaining archetypes and misguide scientific discovery. We complement these findings with a set of calibrated simulations where we demonstrate up to six-fold reductions in prediction error over (empirical) Bayes procedures and forest-based methods.

Our paper speaks directly to growing applied literature in the social sciences using aggregation, meta-analysis and treatment effect heterogeneity techniques (e.g. [Meager, 2022](#); [Spiess et al., 2023](#)), as well as the statistical and econometric literature on these topics (e.g.

---

<sup>5</sup>From the perspective of model discovery, these amount to assuming that archetypes hold across many different outcomes (e.g., consumption, transfers, learning).

<sup>6</sup>From a theoretical perspective, [Balboni et al. \(2022\)](#) raise the possibility of the program alleviating a poverty trap for relatively richer individuals in Bangladesh, highlighting the potential for important sources of heterogeneity.

Chernozhukov et al., 2018; Wager and Athey, 2018; Venkateswaran et al., 2024; Bonhomme and Manresa, 2015; Ishihara and Kitagawa, 2021; Menzel, 2023; Adjaho and Christensen, 2022; Manski, 2004; Athey and Wager, 2021; Kitagawa and Tetenov, 2018). In each of these domains, existing literature has focused on producing estimates of treatment effect heterogeneity (or making treatment decisions) for all observations in a given data-set. Our main innovation with respect to all such references is the possibility for the researcher to abstain from making predictions. By doing so, we provide a method that allows researchers to learn from the data for which subgroups we lack sufficient evidence to make counterfactual predictions suggesting collecting further evidence.

Both meta-analysis and machine learning-based heterogeneity methods have become increasingly prevalent in applied work across the social sciences.<sup>7</sup> In nesting generalizability and effect heterogeneity within the same framework, we hope that our method can be practically useful for a wide range of applications. From a methodological perspective, our framework requires that typical assumptions imposed by the treatment effect heterogeneity literature (e.g., sparsity or smoothness as in Wager and Athey, 2018; Chernozhukov et al., 2018) only hold locally for a (ex-ante unknown) subset of the data, as opposed to hold globally in the data as assumed by this literature, therefore making such methods more robust in practice. As we highlight further in Section 4, similar differences also apply to standard Bayesian hierarchical models.

We also connect to the literature on robust statistics (e.g. Huber and Ronchetti, 2011). Different from this literature, instead of positing ex-ante a (robust) loss function, which can be difficult to choose in practice, we embed the estimation of the nongeneralizable set in a formal decision problem. Our approach of assigning observations to the basin of ignorance therefore can tackle the sensitivity of point estimates to deleting few observations, which has been shown to be prevalent in applied work (Broderick et al., 2020).

Other studies of generalizability have focused on quantifying heterogeneity for a *given* prediction function when there is no opportunity of further experimentation. See for example in Deeb and de Chaisemartin (2019), Bisbee et al. (2017), and Andrews et al. (2022). Another body of work models heterogeneity to inform experimental design (Gechter et al., 2024; Olea et al., 2024) in the absence of empirical evidence. Our contribution lies in between these two phases of research: we use existing data to inform future experimentation but also to

---

<sup>7</sup>For example, recent meta-analyses tackle topics including deworming, cash transfers, education interventions, the link between democracy and growth, and tests of Allport’s contact hypothesis (Croke et al., 2024; Angrist and Meager, 2023; Crosta et al., 2024; Doucouliagos and Ulubaşoğlu, 2008; Paluck et al., 2019). A related empirical literature has also emerged focusing on policy design and targeting (Banerjee et al., 2021; Haushofer et al., 2022).

produce counterfactual predictions when accurate.

Finally, this paper builds to our knowledge the first connection between classification with rejection options in machine learning (Chow, 1957, 1970; Cortes et al., 2016; Franc et al., 2023) and the treatment effect heterogeneity studied here. Classification with rejection options allows binary classifiers to abstain from making a prediction and in doing so improves prediction accuracy. We embed a version of rejection options into a more complex joint classification and regression problem. The classification problem depends on the complexity of the basin of ignorance, and the regression problem depends on the complexity of the regression function dictated by treatment effect heterogeneity.

The paper proceeds as follows. In Section 2, we provide a framework for generalizability along with our decision-theoretic interpretation. In Section 3 we discuss estimation. In Section 4, we discuss our alternate Bayesian interpretation and contrast our procedure with existing methods. In Section 5 we study inference and discuss computational aspects of the proposed procedure. In Section 6, we work through the empirical example of the “Graduation program.” Section 7 provides a discussion and practical lessons.

## 2 A framework for generalizability

Consider a possibly small number of sites,  $E$  in total and indexed by  $e$ . Each site is characterized by  $T_e \in \mathcal{T}$  site-specific baseline characteristics observable across all sites of interest, which we think of as low dimensional (i.e.,  $|\mathcal{T}|$  has finitely many values). Define  $E_t = \sum_e 1\{T_e = t\}$  the number of sites with characteristic  $t$ . We will assume that  $E_t/E \geq \delta$  for some  $\delta \in (0, 1)$ .<sup>8</sup> There are in total  $n$  individuals across  $E$  site, indexed by  $i$ . For each individual in site  $e$  we observe characteristics  $X_{i,e} \in \mathcal{X}_n$  characterizing their type. We suppose that  $\mathcal{X}_n$  is a discrete space but can take many values, possibly proportional to  $n$ . For instance,  $\mathcal{X}_n$  may define granular information about individuals, with even just two individuals having the same value of  $x$ . Throughout our analysis, we will condition on  $T = (T_1, \dots, T_E)$ , and  $X = (X_1, \dots, X_E)$ , the matrix of covariates of all  $n$  individuals.

Researchers are interested in studying a given estimand for group  $x$  in experiment  $e$ , which we refer to as *property*  $\phi(x, e)$ . A property can define arbitrary estimands identified from data. We will assume that  $\phi(x, e) \in \mathbb{R}$  (univariate), and discuss settings where  $\phi(x, e) \in$

---

<sup>8</sup>Such condition sets the boundaries of what  $T$  can contain: if we want to use for instance, the region in which a given site is located as part of our observable characteristics, we need that the population of sites (e.g., villages) contains sites across all regions of interest. It allows for both  $E$  and  $T$  to be low-dimensional, for example if  $E = 2$  and  $T_e \in \{0, 1\}$ , the condition holds with  $\delta = 1/2$ .

$\mathbb{R}^Q, Q > 1$  in Appendix A. We think of the property as encoding the outcome of interest, which may be policy relevant or encode a certain economic model of behavior (and can therefore, in principle, exhibit arbitrary heterogeneity).

In practice, we may only observe noisy proxies of  $\phi(x, e)$ . We introduce our main framework absent of sampling uncertainty in this section. Sections 3 and 5 return to settings with sampling uncertainty, where researchers observe noisy proxies of  $\phi(x, e)$ .

**Example 2.1** (CATE). Suppose that each individual  $i$  in environment  $e$  is associated with potential outcomes  $Y_i^e(1), Y_i^e(0)$  and  $\phi(x, e) = \mathbb{E}[Y_i^e(1)|X_{i,e} = x] - \mathbb{E}[Y_i^e(0)|X_{i,e} = x]$  defines the conditional average treatment effect. The outcomes may be continuous or binary (e.g., indicating if *some* positive effect occurs).  $\square$

## 2.1 A decision-theoretic foundation of generalizability

Next, we introduce a decision-theoretic framework to study generalizability. We ask whether a researcher, once provided with a given prediction function, would want to predict the property using such function, or would like to procure more data before making a prediction. The trade-off comes down to the cost of collecting such data. In Section 4 we also provide a Bayesian interpretation.

**(Economic) predictions** As a first step, define  $\bar{\phi}(x, T_e), \bar{\phi} \in \mathcal{F}$  a given prediction function, where  $\mathcal{F}$  may encode sparsity or other forms of (economic) constraints. For example, this may define how well we predict the response of entrepreneurs ( $x$ ) in thin markets ( $t$ ) to a micro-finance intervention, when using information from entrepreneurs in different markets. For now, suppose that researchers are given  $\bar{\phi}$ , and would like to predict properties in a (possibly new) site  $e'$  with  $T_{e'} \in \mathcal{T}$ . For given prediction, and type  $x$ , researchers incur a loss  $L(\bar{\phi}(x, T_{e'}), \phi(x, e')) \in \mathbb{R}$ .

**Admitting ignorance** Researchers may either make a prediction using their current prediction function  $\bar{\phi}$  or abstain and recommend collecting more evidence. Define  $\pi(x, t)$  if researchers make a prediction as a function of observables  $(x, t)$ . For given observation  $(x, e')$  the researcher incurs a loss of the form

$$\underbrace{L(\bar{\phi}(x, T_{e'}), \phi(x, e'))}_{(i): \text{loss from prediction}} \pi(x, T_{e'}) + \underbrace{\left( \mathbb{E}_{\bar{\phi}' \sim q} \left[ L(\bar{\phi}'(x, T_{e'}), \phi(x, e')) \right] + c_d \right)}_{(ii): \text{expected loss from abstaining}} (1 - \pi(x, T_{e'})), \quad (1)$$

where abstaining entails using a prediction  $\bar{\phi}'(x, T_{e'})$  drawn from a population  $q$  and a cost of data collection  $c_d$ . We define

$$\sigma^2 = \mathbb{E}_{\bar{\phi}' \sim q} \left[ L(\bar{\phi}'(x, T_{e'}), \phi(x, e')) \right] + c_d,$$



the expected loss from abstaining, homogeneous for expositional convenience only.

Component (ii) is our first key innovation: we consider a scenario where the researcher makes a prediction  $\bar{\phi}$  (e.g., a posterior mean obtained from previous experiments), but when no prediction is reported, she is aware that she can form a different prediction  $\bar{\phi}'(x, t)$  drawn from a distribution  $q$  (e.g., a posterior mean formed after collecting more data) at a cost  $c_d$ .

Whenever  $\sigma^2 \rightarrow \infty$ , there is no scope for collecting new data, and therefore no scope for new research. Notably, this is the underlying assumption of existing prediction techniques, but undesirable when researcher have the possibility to inform where additional data is needed. This is the key distinction from other notions of loss (and risk) – e.g. as the model in [Andrews and Shapiro \(2021\)](#).

**Definition of researcher’s reward** We define the researcher’s reward

$$W_\phi(\pi; \sigma, \bar{\phi}) = -\mathcal{R}_\phi(\pi; \bar{\phi}) - \sigma^2 \left(1 - \bar{N}(\pi)\right),$$

where  $\mathcal{R}$  denotes a weighted average loss from making predictions and  $\bar{N}$  the average number of units for which researchers do not abstain from making a prediction,

$$\mathcal{R}_\phi(\pi; \bar{\phi}) = \sum_{x \in \mathcal{X}_n} \sum_{e=1}^E \kappa(x, T_e) L\left(\bar{\phi}(x, T_e), \phi(x, e)\right) \pi(x, T_e), \quad \bar{N}(\pi) = \sum_{x \in \mathcal{X}_n} \sum_{e=1}^E \kappa(x, T_e) \pi(x, T_e) \quad (2)$$

where  $\kappa(x, T_e)$  denotes a known (given) probability weight assigned to  $(x, e)$ .

For expositional convenience, we will assume  $\kappa(x, t) = p(x) \frac{w(t)}{E}$  for known  $p(x), w(t)$ . Here,  $w(\cdot)$  denotes the weight assigned to each site attribute  $t$ . We think of  $p(x)$  as a target covariates distribution. (We can directly extend to  $p_e(x)$  as a function of  $e$ .)

The averaging in the reward criterion defines a weighted compound loss function for each site where we make or do not make a prediction.

**Decision process: main steps** In summary, the decision process goes as follows:

- (1) Researchers are provided with a prediction function  $\bar{\phi}$  and commit for each site and individual with attributes  $(x, t)$  to either predict effects with  $\bar{\phi}(x, t)$ , or abstain and admit ignorance at a cost  $\sigma^2$ . This decision is defined as

$$\pi : \mathcal{X}_n \times \mathcal{T} \mapsto \{0, 1\}, \quad \pi(x, t) = \begin{cases} 1 & \text{if make prediction with } \bar{\phi} \\ 0 & \text{admit ignorance} \end{cases}, \quad \pi \in \Pi.$$

Here,  $\Pi$  denotes a pre-specified partition of  $\mathcal{X}_n \times \mathcal{T}$ .<sup>9</sup>

---

<sup>9</sup>The constraint on  $\Pi$  may be motivated by economic, legal or scientific constraints, see [Venkateswaran et al. \(2024\)](#); [Kitagawa and Tetenov \(2018\)](#)

- (2) For a site  $e$  with attribute  $T_e = t$ , and type  $x$ , the researcher pays an expected cost  $L(\bar{\phi}(x, t), \phi(x, e))\pi(x, t) + \sigma^2(1 - \pi(x, t))$ . The utilitarian reward  $W_\phi(\pi; \sigma, \bar{\phi})$  aggregates over sites and individual types. Effects are  $\sigma$ -generalizable on type  $x$  with site attribute  $t$  for given  $\bar{\phi}$  if the researcher finds it more convenient to learn such effects by paying costs  $\sigma^2$  instead of predicting them with  $\bar{\phi}(x, t)$ .

This leads us to the following formal definitions of generalizability.

**Definition 2.1.** For a given  $\bar{\phi}$ , and set of partitions  $\pi \in \Pi, \pi : \mathcal{X}_n \times \mathcal{T} \mapsto \{0, 1\}$ ,

- (i) Define the partition of covariates and sites' attributes  $\mathcal{A}_{\sigma, \bar{\phi}} := \left\{ (x, t) \in \mathcal{X}_n \times \mathcal{T} : \pi_{\sigma}^{*, \bar{\phi}}(x, t) = 1 \right\}$  as the *set of generalizable archetypes* where

$$\pi_{\sigma}^{*, \bar{\phi}} \in \arg \max_{\pi \in \Pi} W_\phi(\pi; \sigma, \bar{\phi}). \quad (3)$$

- (ii) We denote  $\mathcal{A}_{\sigma, \bar{\phi}}^c$ , the complement of  $\mathcal{A}_{\sigma, \bar{\phi}}$ , as the *basin of ignorance*.

- (iii) We refer to  $1/\sigma^2$  as *resolution*.

Once researchers pre-commit to given prediction functions, which may come from economic or statistical models, we find a partition of covariates and sites' attributes  $t$  such that such models produce accurate predictions at a resolution  $1/\sigma^2$  which is an input of the researcher.

**Remark 1** (Choosing  $\sigma^2$  through its dual interpretation). From dual theory, we can typically find a constant  $\lambda_\sigma$  such that maximizing reward is equivalent to

$$\max_{\pi} \bar{N}(\pi), \text{ such that } \mathcal{R}_\phi(\pi, \bar{\phi}) \leq \lambda_\sigma. \quad (4)$$

Similarly, we can find a constant  $\omega_\sigma$  such that this is also equivalent to solving

$$\min_{\pi} \mathcal{R}_\phi(\pi, \bar{\phi}), \text{ such that } \bar{N}(\pi) \geq \omega_\sigma.$$

In the first case, the optimization corresponds to maximizing the probability over which a prediction is made (no experiment is needed), under the constraint that the risk is sufficiently small. In the second case, it corresponds to minimizing the risk, under the constraint that a prediction is made for sufficiently many individuals. Researchers can equivalently consider either of such constrained optimization problems choosing either  $\lambda$  or  $\omega$  in lieu of  $\sigma^2$ : these capture preferences towards the largest error ( $\lambda$ ) or smallest generalizability ( $\omega$ ) that researchers can tolerate.  $\square$

**Remark 2** ((Non-)exchangeability interpretation of reward). Reward has a two-fold interpretation. The first is that for given site  $e'$  with  $T_{e'} = t$  researchers are interested in predicting the effect in such a site;  $p(x)$  indicates the number of individuals of type  $x$  in site  $e'$ , and  $\phi(x, e')$  is drawn uniformly from the set  $\{\phi(x, e)\}_{e:T_e=t}$ . The reward aggregates over all sites and individuals with weights  $\kappa(x, t)$ . The second is that researchers are interested in predicting effects across all sites in a finite population.

Whenever we let  $\pi \in \Pi$  be unconstrained in  $t$ , we can interpret maximizing the reward as maximizing reward separately for each value of  $t$ . That is, the reward-maximizer policy when  $w(t) \neq 0$  only for one (or few) values of  $t$  coincides with  $\pi^*(\cdot, t)$  in Equation (3). Therefore, Definition 2.1 of generalizable partition is valid when we study generalizability for only a subset of environments in the population.

Here  $E$  can be small and each environment can have a different value  $T_e = t$  (e.g.,  $E = 2$  and  $T_e \in \{0, 1\}$ ). Under this scenario, the sampling interpretation collapses to a finite population of environments with *no* exchangeability across environments.  $\square$

**Remark 3** (Choice of the loss function  $L(\cdot)$ ). The loss function captures the researcher’s objective function. For instance, when  $L(\bar{\phi}, \phi) = (\bar{\phi} - \phi)^2$ , our leading example throughout, the objective  $(\bar{\phi} - \phi)^2$  defines the difference in *accuracy* from using a aggregator. When instead  $\phi$  denotes a welfare effect (for example the effect of treating a subpopulation  $x$  in sites  $T_e$ ),  $L(\bar{\phi}, \phi) = \phi 1\{\phi \geq 0\} - \bar{\phi} 1\{\bar{\phi} \geq 0\}$  denotes the *welfare regret* of taking an action using  $\bar{\phi}$  instead of  $\phi$ .  $\square$

## 2.2 Generalizability-aware predictions

If researchers find that under  $\bar{\phi}(\cdot)$ , some groups  $(x, t)$  effects are not generalizable, they do not need to make any prediction for such subgroups. This suggests the key idea of *jointly* build predictions and assigning units to the basin of ignorance.

All estimators in the existing literature on effect heterogeneity do not allow for a basin of ignorance, and form a prediction on each unit  $(x, e)$ . Consider for example, a predictor  $\bar{\phi}(\cdot)$  for effect heterogeneity as in [Bonhomme and Manresa \(2015\)](#) or [Chernozhukov et al. \(2018\)](#). Such predictors will balance prediction errors across all subgroups even for some subgroups  $(x, T_e)$  for which effects are not generalizable. This can come at the expense of worst predictions for those subgroups for which effects *do* generalize.

What we would like to do, instead, is to build “good predictions” only for those subgroups for which effects can be generalized, and suggest further data collectin for the remaining ones. This leads us to the following definition.

Experiment/Type	$x = 1$	$x = 2$	$\dots$	$x =  \mathcal{X}_n $
$e = 1$	$\phi(x = 1, e = 1)$	$\phi(x = 2, e = 1)$	$\dots$	$\phi(x =  \mathcal{X}_n , e = 1)$
$e = 2$	$\phi(x = 1, e = 2)$	$\phi(x = 2, e = 2)$	$\dots$	$\phi(x =  \mathcal{X}_n , e = 2)$
$\vdots$	$\vdots$	$\dots$	$\dots$	$\vdots$
$e = E$	$\phi(x = 1, e = E)$	$\phi(x = 2, e = E)$	$\dots$	$\phi(x =  \mathcal{X}_n , e = E)$
Generalizable?	Yes	No	$\dots$	Yes
Predicted effect:	$\bar{\phi}^*(x = 1)$	?	$\dots$	$\bar{\phi}^*(x =  \mathcal{X}_n )$

Table 1: Joint prediction problem of forming predictions for generalizable sets with  $T_e = 1$  as defined in Definition 5.

**Definition 2.2** (Generalizability aware predictions). For given policy spaces  $\pi \in \Pi$ , and function class  $\mathcal{F}_\pi$  containing functions  $\rho : \mathcal{X}_n \times \mathcal{T} \mapsto \mathbb{R}$ , and that may depend on  $\pi$ , define the generalizability aware predictions as

$$\left(\pi^*, \bar{\phi}^*\right) \in \arg \max_{\pi \in \Pi} \max_{\rho \in \mathcal{F}_\pi} W_\phi(\pi; \sigma, \rho). \quad (5)$$

We define generalizability-aware predictions as those that maximize reward over both the choice of the basin of ignorance and the prediction space. This is an important innovation as it forces building a prediction function only over generalizable  $(x, t)$ , and claim ignorance otherwise. The class of policies  $\Pi$  and predictions  $\mathcal{F}_\pi$  may encode communication, economic or statistical constraints on the prediction functions.

### 2.3 Illustrative example

Next, we provide an intuitive empirical illustration that maps our framework to a classic example from physics. The advantage of using a physical example is its simplicity in illustrating how we can use our method to form a useful theory to predict potentially distinct (literal) laws of motion.<sup>10</sup> We then return to examples in social sciences, noting how this connects to our motivating applications in economics.

Here we consider an experimental researcher studying air resistance who does not have a full ex-ante mechanistic theory.<sup>11</sup> In  $E$  sites, the experimentalist finds a number of small objects at their convenience. Every site  $e$  has five foot tubes, and every tube in a given site is made of the same material. The experimentalist throws the object down the tube at some initial velocity and takes a measurement of the object’s acceleration as it travels. Equipped with data from all  $E$  sites, the researcher is interested in studying how features of the object

<sup>10</sup>In keeping with our theme of resolution it is useful to note here as well that a model is just a description at a resolution. The discussion here is classical, omitting both relativistic or quantum effects.

<sup>11</sup>One could also reinterpret this example through the lens of a researcher who is aware of multiple potential models, but who does not know how to map them to experimental characteristics.

and environment affect acceleration. They have some cursory understanding of gravity and air resistance (but they have yet to discover key concepts in electromagnetism).

Here  $x$  may index combinations of the object's (i) size, (ii) mass, (iii) material (wood, stone, rubber, magnet), etc. And  $T_e$  represents environmental features, which are combinations of (i) air density (the experiment may be done at sea level, in a vacuum chamber, in the stratosphere, etc.), (ii) material of the tube (e.g., wood, plastic, metal), etc. The *property*  $\phi(x, e)$  being estimated is the acceleration 1 second after being dropped of the object of a given  $x$  conditional on a given environment  $e$ .

For most  $(x, T_e)$  combinations, the researcher observes positive acceleration. Provided conditions where air resistance is ignorable, acceleration is  $9.8m/s^2$ . Acceleration is slower, but positive, for dense air, light objects, or large surface areas, due to (predictable) air resistance.

Something striking happens for  $(x, T_e) = (\cdot, \cdot, \text{magnet}) \times (\cdot, \text{metal})$ . Across most environments, there is zero acceleration: the object travels down the tube at a constant velocity. From our notion of generalizability, this observation will be grouped separately and the researcher learns that a magnet falling through a metal tube will often float down without acceleration for some reason.

Of course, we now know that if the object is magnetic, and if the tube is made up of a conductive non-magnetic metal, then the motion of the magnet induces an Eddy current in the tube, generating an electromagnetic force upwards. The object travels through the tube without any appreciable acceleration.

If most metals of the tubes tend to be conductive, then researchers may formulate a theory that metals systemically remove acceleration when magnets fall through. But if instead some of the metals in the experiment are conductive and others are not (sampling is “sufficiently stratified”), researchers may not be able to claim generalizability: for some reason, sometimes tube metals remove acceleration and other times they do not. This may encourage the researcher to explore this phenomenon further without being able to form, from existing data, a coherent theory.

How does this connect to economics? Suppose, as in the physics example, we are interested in building a useful (not necessarily “true”) model to predict or interpret the effect of microcredit on borrowers of different types across different markets. Here, we can think of different  $(x, t)$  as observable characteristics of individuals in different environments. Researchers may posit a (potentially large) set of ex ante “reasonable” statistical or economic models of microfinance, arising from, for example, different borrowing motives (business

investment, durable consumption or shock mitigation), and different constraints (financial market regulation, depth of banking sector, presence of informal risk sharing). The researcher would like to learn what are the (small) number of tractable models that have predictive power, and where instead each of these tractable model fails to explain the data.

### 3 Searching for archetypes

Next, we discuss estimation and provide concrete examples of classes of prediction functions for  $\bar{\phi}$  and  $\pi$ . We focus on a quadratic loss  $L(\cdot)$  for simplicity.

As a first step, we introduce the sampling process.

**Assumption 3.1** (Sampling). Researchers observe for each  $x \in \mathcal{X}_n, e \in \{1, \dots, E\}$ , a pair  $(\hat{\phi}(x, e), \hat{\eta}(x, e)^2) \sim_{i.n.i.d.} \mathcal{P}_{e,x}$ , independent across  $(x, e)$ , with  $\mathcal{P}_{e,x}$  possibly unknown, such that

$$\mathbb{E}[\hat{\phi}(x, e)] = \phi(x, e), \quad \mathbb{E}[\hat{\eta}(x, e)^2] = \eta(x, e)^2, \quad \mathbb{E}[\hat{\phi}(x, e)^2] - \phi(x, e)^2 = \eta(x, e)^2.$$

Assumption 3.1 states that for each group of individuals  $(x, e)$  in experiment  $e$ , we observe an unbiased (but possibly *noisy/inconsistent*) estimate of its mean and variance. These estimators can be obtained with simple difference in means estimators for individuals of type  $x$  in experiment  $e$  for the conditional average treatment effect.<sup>12</sup>

We impose no restriction on the source of uncertainty *within* each study  $e$ , as long as this is reflected in the variance  $\eta(x, e)$ . For example, randomness in  $\hat{\phi}(x, e)$  may be driven by randomness in the sampling and treatment assignment in the experiment. Sampling uncertainty for  $\hat{\phi}(x, e)$  (as in [Abadie et al. \(2020\)](#)) occurs when only a small fraction of individuals with covariates  $x$  in experiment  $e$  is observed (e.g., a subset of individuals or villages observed in the countries of interest). Finally, we assume independence, but this can be relaxed to local dependence by combining the results we derive in the current paper with techniques in [Viviano \(2024\)](#).<sup>13</sup>

---

<sup>12</sup>Estimators in Assumption 4.1 can be constructed also using machine learning methods *within* each experiment  $e$ . We discuss these in Appendix A. Also, note that in principle one could also observe different values of  $x$  across environments, which we omit here for expositional convenience, but that can be handled by Algorithm 2 discussed in the following section.

<sup>13</sup>Dependence can occur in two contexts: (i) researchers sample observations dependently; (ii) interference mechanisms occur. For instance, (i) can occur when researchers first sample a large number of villages, and, within a village, sample observations. This case introduces local dependence of observations within each village. Our theoretical results can be directly extended to this context, with the effective sample size equal to the number of independent units (villages in this example). The independence restriction typically rules out interference mechanisms (ii). We can accommodate general equilibrium effects directly when these are

For a given prediction  $\bar{\phi}(x, t)$ , and  $\pi(x, t)$ , we form an estimate of the corresponding prediction loss on the set of archetypes as

$$\hat{\mathcal{R}}(\pi; \bar{\phi}) = \frac{1}{E} \sum_{(x,e)} p(x)w(T_e) \left( \underbrace{\left( \bar{\phi}(x, T_e) - \hat{\phi}(x, e) \right)^2}_{\text{Estimated error}} - \underbrace{\hat{\eta}(x, e)^2}_{\text{Estimator's variance}} \right). \quad (6)$$

Intuitively, we measure the distance of the *estimated* property from its prediction and subtracts the (within) variation of the group property. Here, we subtract the estimator's variance to avoid that the quadratic loss would be otherwise biased for its population loss. We construct the empirical reward as

$$\hat{W}(\pi; \sigma, \bar{\phi}) = - \left\{ \hat{\mathcal{R}}(\pi; \bar{\phi}) + \frac{1}{E} \sigma^2 \sum_{(x,e)} w(T_e) p(x) (1 - \pi(x, T_e)) \right\}. \quad (7)$$

Given a function space  $\bar{\phi} \in \mathcal{F}_\pi$ ,  $\pi \in \Pi$ , we can then form data dependent  $\hat{\pi}$  and data-dependent predictions within the basin of ignorance  $\hat{\phi}^*$  by solving

$$\left( \hat{\pi}, \hat{\phi}^* \right) \in \arg \max_{\pi \in \Pi, \bar{\phi} \in \mathcal{F}_\pi} \hat{W}(\pi; \sigma, \bar{\phi}).$$

The function class  $\mathcal{F}_\pi$  can allow for methods such as those in [Bonhomme and Manresa \(2015\)](#); [Wager and Athey \(2018\)](#); [Venkateswaran et al. \(2024\)](#). Importantly, however, different from the references above, such predictions are formed only over the estimated generalizable set, allowing the functions in  $\mathcal{F}_\pi$  to be predictive only over an (ex-ante unknown) subset of the data. This is precisely what defines generalizable-aware predictions introduced here.

**Example 2.1 cont'd** Consider an experiment with randomized independent treatments  $D_i^e \in \{0, 1\}$  and for each  $(x, e)$  at least two observations with same  $(x, e)$ , for which we observe independent outcomes  $Y_i^e = D_i^e Y_i^e(1) + (1 - D_i^e) Y_i^e(0)$ . Define  $P(D_i^e = 1 | X_{i,e} = x) = o_e(x)$ ,  $s_e(x) = |i : X_{i,e} = x|$ , and

$$\hat{\phi}(x, e) = \frac{\sum_{i: X_{i,e}=x} \tilde{Y}_i^e}{s_e(x)}, \quad \tilde{Y}_i^e = \frac{D_i^e Y_i^e}{o_e(X_{i,e})} - \frac{(1 - D_i^e) Y_i^e}{1 - o_e(X_{i,e})}, \quad (8)$$

---

governed through changes in (asymptotically) deterministic components such as prices or wages (e.g. [Munro et al., 2021](#)), since these would only affect the distribution  $\mathcal{P}_{e,x}$  which is allowed to be heterogeneous across sites. Although omitted, one could consider exposure mappings with local dependence (e.g. [Aronow and Samii, 2012](#)).

the outcome reweighted by the inverse propensity score. One unbiased estimator of the variance is  $\hat{\eta}(x, e)^2 = \left( \frac{\sum_{i: X_{i,e}=x} (\tilde{Y}_i^e)^2}{|i: X_{i,e}=x|} - \frac{\sum_{i,j:i \neq j, X_{i,e}=X_{j,e}=x} \tilde{Y}_i^e \tilde{Y}_j^e}{|i,j:i \neq j, X_{i,e}=X_{j,e}=x|} \right) / \sqrt{s_e(x)}$ .  $\square$

**Remark 4** (Subsampling only a subset of sites). One assumption that we will impose (Assumption 3.3) is that the variance  $\eta(x, e)$  is uniformly bounded, ruling out settings where we observe *no* observation in site  $e$ . Therefore, our focus here is on studying generalizability between sites  $e$  from which we do have some estimates from experiments. For example  $e$  may denote a country such as Kenya, India and Indonesia for which we observe a random sample, and we are interested in generalizability between these three countries. Notably,  $\hat{\phi}(x, e)$  does not need to be consistent for  $\phi(x, e)$ .<sup>14</sup>  $\square$

### 3.1 Generalizability with discrete archetypes

Next, we propose predictions that first group units into subgroups, and then form generalizability-aware predictions for such subgroups.<sup>15</sup> Our main assumption is that  $\Pi$  (and  $\mathcal{F}$ ) have bounded complexity, measured through its VC-dimension. That is, we impose meaningful (interpretable) restrictions on the structure of the basin of ignorance and on the prediction space outside of it. We do not require any assumption on the data-generating process other than standard moment conditions.

We start by posing a set of partitions  $\mathcal{G}$  of the space  $\mathcal{X}_n \times \mathcal{T}$ , an input of the researcher. This is the set of partitions that the researcher is willing to report to a policy-maker. Here  $\mathcal{G}$  may entail, for example, ruling out partitions that divide the space of observable characteristics discontinuously to enhance interpretability, or other restrictions motivated by economic theories. We group individuals into (at most)  $G$  groups, so that we obtain functions  $\alpha : \mathcal{X}_n \times \mathcal{T} \mapsto \mathbb{R}, \alpha \in \mathcal{G}$ , and define

$$\alpha(x, T_e) \in \{1, \dots, G\}, \quad \alpha \in \mathcal{G}.$$

Here, the function  $\alpha(x, T_e)$  defines the group or partition assigned to  $(x, T_e)$ . Without loss, we let the first group correspond to the basin of ignorance, so that and consider assignments of the form

$$\pi \in \Pi, \quad \Pi = \left\{ \pi^\alpha(x, t) = 1 \left\{ \alpha(x, t) \neq 1 \right\}, \quad \alpha \in \mathcal{G} \right\}. \quad (9)$$

---

<sup>14</sup>When we are interested in predicting the effect in sites  $e'$  where no data was previously collected, we can incorporate such uncertainty by introducing random sampling indicators  $R_e \in \{0, 1\}$  denoting whether information is collected in experiment  $e$ . Our results can be extended to this case, with the convergence rates that would also depend on concentration properties of the estimators from the sampled sub-population to the reward over a larger population of sites.

<sup>15</sup>The focus on such predictions, similar to [Bonhomme and Manresa \(2015\)](#), [Wager and Athey \(2018\)](#), [Venkateswaran et al. \(2024\)](#), is for interpretability, see also Remark 5.



and define  $\pi^\alpha = 1\{\alpha(x, t) \neq 1\}$  throughout.

**Assumption 3.2** (Class of predictions). Suppose that  $\Pi$  is as in Equation (9) and  $\alpha \in \mathcal{G}$  is a given set of possible partitions of  $\mathcal{X}_n \times \mathcal{T}$ , with

- (A) Each  $\alpha(x, t), \alpha \in \mathcal{G}$  takes (at most)  $G$  possible different values;
- (B)  $\mathcal{G}$  has a bounded VC-dimension  $\text{VC}(\mathcal{G}) < \infty$ <sup>16</sup>;
- (C) For each  $\alpha \in \mathcal{G}$ , for each  $g > 1$ , for *some*  $t \in \mathcal{T}$ ,  $\sum_{x \in \mathcal{X}_n} 1\{\alpha(x, t) = g\}$  either equals to zero or is greater than  $\underline{\kappa}|\mathcal{X}_n|$ , for some  $\underline{\kappa} > 0$ .

For a given partition  $\alpha$ , consider predictions

$$\bar{\phi} \in \mathcal{F}_\alpha, \quad \mathcal{F}_\alpha = \left\{ \phi : \phi(x, t) = \phi(x', t') \text{ if } \alpha(x, t) = \alpha(x', t') \right\}.$$

Assumption 3.2 considers settings where individuals are partitioned into (at most)  $G$  groups. The choice of the grouping can be arbitrary, as long as it lies in a pre-specified set  $\mathcal{G}$  satisfying conditions (A)-(C). Condition (A) states that there are at most  $G$  groups. Condition (B) requires that the complexity of possible partitions, measured through its VC-dimension, is finite. This is attained by many common partitions. For example, it is attained for trees, maximum score functions (Zhou et al., 2023; Kitagawa and Tetenov, 2018; Mbakop and Tabord-Meehan, 2021), as well as for interval partitions of the real line (and assumed here since  $|\mathcal{X}_n|$  grows with  $n$ ). See Figure 1 for an example. Finally Condition (C) states each group *outside the basin of ignorance* (i.e.,  $\alpha(x, t) > 1$ ) must contain sufficiently many units in the population. This restriction is natural, since, for example a group with a single individual could not be defined as part of the generalizable set, since by construction is a singleton.

For a given  $\alpha \in \mathcal{G}$ , we construct estimated groups' means in the same group of unit  $(x', t')$

$$\hat{\phi}_\alpha^*(x', t') = \frac{\sum_{(x, e): \alpha(x, T_e) = \alpha(x', t')} \lambda_{x, e} \hat{\phi}(x, e)}{\sum_{(x, e): \alpha(x, T_e) = g} \lambda_{x, e}}, \quad \lambda_{x, e} = w(T_e)p(x), \quad (10)$$

corresponding to the (weighted) sample mean within group  $\alpha(x', t')$ . Finally, we estimate

$$\hat{\alpha} \in \arg \max_{\alpha \in \mathcal{G}} \hat{W}(\pi^\alpha; \sigma, \hat{\phi}_\alpha^*), \quad \hat{\pi}^*(x, t) = 1\{\hat{\alpha}(x, t) \neq 1\}.$$

---

<sup>16</sup>The VC dimension denotes the cardinality of the largest set of points that the function can shatter. The VC dimension is a common measure of complexity (Devroye et al., 2013).

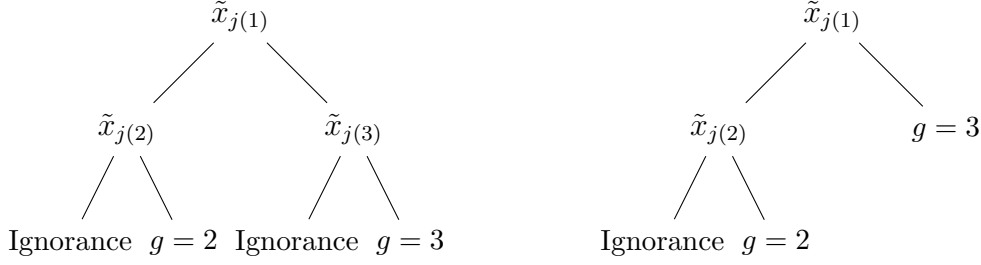


Figure 1: Example of two possible generalizability-aware prediction functions using regression trees as formalized in Section 5.2. Here  $\tilde{x}$  denotes the vector of  $(X, T)$  and the figure reports two alternative partitions where  $G \leq 3$  denotes the total number of groups (discrete archetypes). In the first partition, we build a tree and two subgroups can be assigned the basin of ignorance and the remaining ones to the groups. In the second tree, the grouping only forms three groups of which the first is assigned to the basin of ignorance and the remaining two to two different archetypes.

We study the properties of the estimator focusing on the regret – a standard notion of optimality, see [Manski \(2004\)](#), [Kitagawa and Tetenov \(2018\)](#).

**Assumption 3.3** (Moment conditions). Let the following hold

- (A) For all  $(x, e)$ ,  $|\phi(x, e)| \leq K$ ,  $\eta(x, e)^2 \leq \bar{\eta}^2$  for some possibly unknown constants  $K, \bar{\eta}^2 < \infty$ . Suppose in addition that for all  $(x, e, x', e')$ , and for arbitrary constant  $u' \in (0, 1]$ , and possibly unknown constant  $M_{u'} < \infty$

$$\max \left\{ \mathbb{E} \left[ \left| \hat{f}_d(x, e, x', e') \right|^3 \right], \mathbb{E} \left[ \left| \hat{f}_d(x, e, x', e') \right|^{2-2u'} \right] \right\} \leq M_{u'}, \quad d \in \{1, 2\}$$

where  $\hat{f}_1(x, e, x', e') = \hat{\phi}(x, e)\hat{\phi}(x', e') - \mathbb{E}[\hat{\phi}(x, e)\hat{\phi}(x', e')]$  and  $\hat{f}_2(x, e, x', e') = \hat{\eta}(x, e)\hat{\eta}(x', e') - \mathbb{E}[\hat{\eta}(x, e)\hat{\eta}(x', e')]$ .

- (B) The covariates' target distribution  $p(x)$  satisfies  $p(x) \in [\frac{\underline{p}}{|\mathcal{X}_n|}, \frac{\bar{p}}{|\mathcal{X}_n|}]$  for some  $\underline{p} \in (0, 1]$ ,  $1 \leq \bar{p} < \infty$ , and  $E_t/E \in (\delta, 1-\delta)$ ,  $\delta \in (0, 1)$ , for all  $t \in \mathcal{T}$ , and  $w(t) \in (\underline{w}, \bar{w})$ ,  $\underline{w} \in (0, 1]$ ,  $\bar{w} < \infty$ .

Condition (A) is a simple moment condition. It requires that the sixth moments of  $\hat{\phi}, \hat{\eta}$  are uniformly bounded. This is attained for sub-exponential (and sub-gaussian) random variables. Note that here we do not require that  $\hat{\phi}, \hat{\eta}$  concentrate around their mean (they can have a non-vanishing variance), in which case  $M$  can be an arbitrary positive constant (e.g., we can take  $u' = 1$  and  $M$  is a constant larger than one). This is our leading example, as we think of  $|\mathcal{X}_n|$  as high dimensional. However, when these functions concentrate around their expectation, we expect the constant  $M$  to be close to zero, and to capture the concentration behavior of such functions. In this case concentration depends through their  $2-2u'$  moment, where  $u'$  is positive but arbitrary small. Condition (B) states that the target distribution over covariates' has sufficiently many individuals for each  $x$ , and  $E_t/E$  satisfies an overlap condition.

**Theorem 3.1** (Finite sample regret guarantees). *Let Assumptions 3.1, 3.2, 3.3 hold. Then for any  $u' \in (0, 1]$*

$$\mathbb{E} \left[ \max_{\alpha \in \mathcal{G}, \bar{\phi} \in \mathcal{F}_\alpha} W_\phi(\pi^\alpha; \sigma, \bar{\phi}) - W_\phi(\hat{\pi}^*; \sigma, \hat{\phi}_{\hat{\alpha}^*}^*) \right] \leq \frac{\bar{C}G}{u'} \sqrt{\frac{(M_{u'} + \bar{\eta}^2) \text{VC}(\mathcal{G})}{E|\mathcal{X}_n|}},$$

where  $\bar{C}$  is a finite constant such that  $\bar{C} \leq \frac{c_0 K \bar{p}^2 \max\{\bar{w}^3, 1\}}{\delta_{wp\kappa}}$  for a universal constant  $c_0 < \infty$ , and  $\text{VC}(\mathcal{G})$  is the VC-dimension of  $\mathcal{G}$  as defined in Assumption 3.2.

*Proof.* See Appendix E.2.1. □

Theorem 3.1 establishes regret guarantees of the proposed plug-in estimator. The guarantees are valid for any  $E, |\mathcal{X}_n|$ . It only requires that Assumptions 3.2 (our restriction on the class of predictions  $\mathcal{G}$ ) and 3.1, 3.3 (our moment conditions) hold, but *no assumptions* on the data-generating process or  $\phi(x, e)$ .

The regret exhibits a fast rate of convergence that depends on the number of sites  $E$  and the number of types  $|\mathcal{X}_n|$ . Even with a few sites, the regret can be appropriately controlled as long as  $|\mathcal{X}_n|$  is sufficiently large. This is intuitive as we can consider each  $\hat{\phi}(x, e)$  as an independent observation. The regret also depends on the complexity of the class of predictions, through  $\text{VC}(\mathcal{G})$ , the VC-dimension of  $\mathcal{G}$ , a measure of complexity of  $\mathcal{G}$  as discussed below Assumption 3.2, and  $G$ .

Finally, the regret depends on the large deviations of the estimated reward. Such large deviations are captured through the bounds on the higher-order moments of recentered random variables  $\hat{\phi}, \hat{\eta}$  through  $M$ , and the variance  $\bar{\eta}^2$ . The constant  $\bar{C}$  capture large deviations that mostly depend on overlap restrictions.

Whenever  $\hat{\phi}, \hat{\eta}$  have non-vanishing variance, the rate is the minimax rate found in different contexts for policy learning, e.g., Kitagawa and Tetenov (2018); Athey and Wager (2021), with in our case  $E|\mathcal{X}_n|$  in lieu of the sample size. When  $\hat{\phi}, \hat{\eta}$  also concentrates at say rate  $N^{-1/2}$  each, the rate is of order  $\frac{1}{\sqrt{E|\mathcal{X}_n|N^{1-2u'}}$ , for an arbitrary small  $u'$  (corresponding to a minimax rate up-to an arbitrary small negligible factor).

Notions of generalizability-aware predictions are novel to the literature, and, as a result, the derivations of Theorem 3.1 use novel techniques compared to existing literature. The main challenge is to control *jointly* the estimation error from the group-means and the adversarial error from the class of theories  $\mathcal{G}$  (since the groups where the means are formed can depend on the estimated policy). Instead of controlling the estimation error of the groups' means with crude (non-informative bounds) such as union bounds, we show that one

can achieve joint concentration of the estimated means up to a term of order  $G\sqrt{\text{VC}(\mathcal{G})}$ , adversarial over the class of policies.

**Remark 5** (Larger function class). Our main innovation here is to combine the construction of prediction functions with the task of generalizability. One could consider more general function classes  $\mathcal{F}$ , such as  $\mathcal{F}_\alpha = \left\{ \phi : \phi(x, t) = \beta_{\alpha(x, t)}^\top x \right\}$  allowing for group-level linear regressions. Or similarly, one could consider a function class  $\mathcal{F}$  that does not use discrete partitions. That is, the concept of archetype can be general and allow for more flexible prediction functions. The cost of increasing the complexity lies in higher estimation error and weaker interpretability. Regret bounds in these cases would depend on uniform deviations of the estimated prediction function from its population counterpart, under bounded complexity of the function spaces  $\Pi, \mathcal{F}$ .<sup>17</sup>  $\square$

## 4 Bayesian interpretation and comparisons

We pause here and provide a Bayesian interpretation of the proposed generalizability-aware predictions from a super-population perspective, under a particular likelihood model. Although our framework does not require any distributional assumption (other than moment conditions in Assumption 3.3), the model here serves to draw connections with the existing literature on Bayesian hierarchical models for meta-analysis.

Instead of imposing a restriction on the prediction function class, we study properties of generalizability-aware predictions when the property  $\phi(x, e)$  is drawn from a super-population, i.e., it is a random variable. The distribution of  $\phi(x, e)$  (likelihood for an oracle that observes  $\phi(x, e)$  for a subset  $E$  of sites drawn from a super-population) captures ex-ante heterogeneity in properties  $\phi(x, e)$  drawn from an infinite population of sites  $e$ . For expositional convenience, we abstract from estimation error arising from estimating  $\phi(x, e)$ .

**Assumption 4.1** (Likelihood from super-population). Suppose that for each  $(x, e)$ ,  $\phi(x, e) \sim_{i.n.i.d.} \mathcal{N}(\mu_{x, e}, \sigma^2)$ .

Assumption 4.1 imposes a Gaussian likelihood on the property  $\phi(x, e)$ . Here, the variance is a parameter that captures heterogeneity across properties  $\phi(x, e)$ . A larger variance  $\sigma^2$  implies higher heterogeneity in the (super)population of sites. It can be interpreted as the “radius” of the population of interest.

---

<sup>17</sup>We leave a comprehensive study of their theoretical properties to future research.

**Assumption 4.2** (*Local sparsity over the generalizable set and arbitrary heterogeneity in the basin of ignorance*). Given function classes  $\bar{\phi} \in \mathcal{F}_\pi, \pi \in \Pi$  suppose that for *some*  $\pi \in \Pi$  and  $\bar{\phi} \in \mathcal{F}_\pi, x \in \mathcal{X}_n, t \in \mathcal{T}$ ,

$$\mu_{x,e} = \bar{\phi}(x, T_e), \quad \forall (x, t) \in \left\{ (x', t') : \pi(x', t') = 1 \right\}, e : T_e = t$$

and  $\mu_{x,e} \in \mathbb{R}$  can take arbitrary values for  $(x, T_e) \notin \left\{ (x', t') : \pi(x', t') = 1 \right\}$ .

Assumption 4.2 states that we can group observations into two (unknown) sets. One set where effects can be predicted by *some* prediction function  $\bar{\phi}$ . A second set of observations where effects can be arbitrarily heterogeneous in  $(x, e)$ . Assumption 4.2 does not impose restrictions on  $\Pi, \mathcal{F}$ , so that these encompass a function class with discrete archetypes as a special case. We will *not* assume that researchers know  $\mu_{x,e}$ , the means in the non-generalizable set. Therefore, the prior is only stated relative to units in the generalizable set for *some* generalizable set, which may be empty.

For an arbitrary vector  $\phi_E = \{\phi(x, e)\}_{x \in \mathcal{X}_n, e \leq E}$  over the first  $E$  sites, with each  $\phi(x, e)$  observed  $p(x)|\mathcal{X}_n|$  times, define under Assumptions 4.1, 4.2

$$\begin{aligned} \mathcal{L}(\phi_E; \pi, \bar{\phi}, \sigma^2) &= \sum_{(x,e) \in \mathcal{X}_n \times \{1, \dots, E\} : \pi(x, T_e) = 1} - \frac{\left( \bar{\phi}_{\alpha(x, T_e)} - \phi(x, e) \right)^2}{\sigma^2} p(x), \\ \mathcal{L}^c(\phi_E; \pi, \mu, \sigma^2) &= \sum_{(x,e) \in \mathcal{X}_n \times \{1, \dots, E\} : \pi(x, T_e) = 0} - \frac{\left( \mu_{x,e} - \phi(x, e) \right)^2}{\sigma^2} p(x) \end{aligned} \tag{11}$$

the joint conditional log-likelihoods (up-to constant additive factors) of the vectors  $\{\phi(x, e)\}_{(x,e) : \pi(x, T_e) = 1}, \{\phi(x, e)\}_{(x,e) : \pi(x, T_e) = 0}$  over the set  $\mathcal{X}_n \times \{1, \dots, E\}$ .

**Theorem 4.1** (Expected likelihood interpretation). *Let Assumption 4.1 hold. For  $w(t) = 1$ , for all  $t$ , and all  $\mu_{x,e}$  satisfying Assumption 4.2*

$$\mathcal{L}(\phi_E; \pi, \bar{\phi}) + \mathbb{E}_\phi [\mathcal{L}^c(\phi_E; \pi, \mu)] \propto W_\phi(\pi; \sigma, \bar{\phi}),$$

where  $\mathbb{E}_\phi[\cdot]$  is the expectation with respect to  $\phi$  distributed as in Assumption 4.1.

*Proof.* See Appendix E.2.2. □

Theorem 4.1 shows that the optimal  $\pi, \bar{\phi}$  correspond to a maximum-likelihood estimator under Assumption 4.1, after integrating over the likelihood of the properties  $\phi$  in the basin of ignorance. This integral is important here since we are not interested (cannot) consistently estimate the means  $\mu_{x,e}$  separately for each observation. Instead we integrate over the

distribution of the properties  $\phi$  for which such means cannot be consistently estimated. Note that taking the expectation is equivalent asymptotically to taking the probability limit over the basin of ignorance. Therefore, this is (asymptotically) equivalent to state that for once we are interested in making a prediction about  $\mu_{x',e'}$  for a new observation  $(x', e')$

- (i) if  $\pi(x', T_{e'}) = 1$ , we predict  $\mu_{x',e'}$  with some function  $\bar{\phi} \in \mathcal{F}$ ;
- (ii) if  $\pi(x', T_{e'}) = 0$ , researchers predicts the effect using the noisy proxy  $\phi(x', e')$  of  $\mu_{x',e'}$ . The noise of the measurement  $\sigma^2$  characterizes the trade-off between the basin of ignorance and generalizable set.

It is instructive to compare our method to shrinkage methods and canonical BHMs in particular which are the dominant tool in meta-analyses (Rubin, 1981; Gelman, 2006; Meager, 2022; Crosta et al., 2024; Gechter et al., 2024). In our notation the typical BHM, taking  $\phi(x, e)$  to be a sampled observation under homoskedasticity states<sup>18</sup>  $\phi(x, e) \sim \mathcal{N}(\mu_{x,e}, \sigma^2)$ ,  $\mu_{x,e} \sim \mathcal{N}(\bar{\mu}_x, \sigma_x^2)$ . Specifically, the per-environment expected properties  $\mu_{x,e}$  are drawn from a distribution centered about the common mean, and then individual properties are drawn centered around their expectations.

This approach (including BHMs with possibly different parametrizations) makes undesirable assumptions for generalizability. First and foremost, their corresponding exchangeability assumptions imply that environments are not structurally distinct, typical in particular with a small number of environments  $E$  (see also Remark 2). Ideally, we would like to have  $\phi(x, e)$  centered around different fixed means  $\mu_{x,e}$  (not drawn from any common prior). Instead the BHM requires  $\mu_{x,e}$  are centered around the same mean  $\bar{\mu}_x$  for all  $e$ , i.e., it forces shrinkage across all environments towards a common mean. The reason is because BHMs always require forming a prediction for each environment  $(x, e)$ , no matter how uncertain we are about generalization. This approach may however contaminate real, identifiable archetypes with ill-fitting data.

To address this problem, here we propose *not* to form predictions on environments where effects may not generalize. This is formalized by allowing for basin of ignorance (ex-ante unknown), where  $\phi(x, e)$  are not drawn from a common prior, as formalized in Assumption 4.2. We form predictions only over the generalizable set.

---

<sup>18</sup>Note that one could augment the model incorporating additional estimation error for  $\phi(x, e)$ . In addition, one could allow  $\sigma^2$  to be heterogeneous with given prior and then integrate over such a prior. Although this may lead to different distributional assumptions, our main points and distinctions below stand also with different parametrizations of the model.

**Remark 6** ( $\ell_0$  sparsity prior). Our Bayesian description allows for arbitrary  $\Pi, \mathcal{F}$  therefore including discrete archetypes as a special case. The choice of discrete archetypes in Section 3.1 corresponds to a  $\ell_0$  sparsity condition on the number of archetypes. Different forms of sparsity assumptions are considered in the literature. Typically, some estimators that impose sparsity force independence (e.g., Lasso, Ridge), but that is likely inconsistent with mechanistic science: the underlying mechanism driving archetypes will correlate some of the values of the groups' means  $\bar{\phi}$  and the choice of the groups. The  $\ell_0$  penalty in Section 3.1 take a robust (minimax) approach with respect to the set of archetypes (Venkateswaran et al., 2024). However, some data may not be explained by archetypes at all. This motivates us to impose here, different from previous literature, such sparsity restrictions only *within* some set of generalizable archetypes to be discovered by the data.  $\square$

## 5 Inference and optimization algorithms

Next, we study inference on the set of generalizable archetypes and discuss computational aspects of the proposed procedure.

### 5.1 Inference on the set of archetypes

Here, we complement our finite sample regret guarantees with a theory of inference. Denote

$$\mathcal{G}^* \subseteq \mathcal{G}, \quad \mathcal{G}^* = \left\{ \alpha \in \mathcal{G} : \sup_{\alpha' \in \mathcal{G}, \bar{\phi} \in \mathcal{F}_{\alpha'}} W_{\phi}(\pi^{\alpha'}; \sigma, \bar{\phi}) = \sup_{\bar{\phi} \in \mathcal{F}_{\alpha}} W_{\phi}(\pi^{\alpha}; \sigma, \bar{\phi}) \right\},$$

the set of partitions that achieve the largest reward. Inference on such a set allows us to quantify uncertainty for class of partitions that the researcher may find of interest.

Our idea proceeds as follows. Take  $\hat{\alpha}^o$  an arbitrary partition independent of estimates  $\hat{\phi}(x, e), \hat{\eta}(x, e)$ . Whereas  $\hat{\alpha}^o$  can, in principle, be arbitrary as long as it is independent of in-sample observations, we think of  $\hat{\alpha}^o$  as a partition estimated out-of-sample, in the spirit of honest trees (Athey and Imbens, 2016).

**Definition 5.1** (Out-of-sample partition  $\hat{\alpha}^o$ ). Suppose that for all  $(x, e)$ , we are given independent copies of  $\hat{\phi}(x, e), \hat{\eta}(x, e)$ , denoted  $\hat{\phi}^o(x, e), \hat{\eta}^o(x, e)$ . Suppose that such copies also satisfy Assumption 3.1 with  $\hat{\phi}^o(x, e), \hat{\eta}^o(x, e)$  in lieu of  $\hat{\phi}(x, e), \hat{\eta}(x, e)$ .<sup>19</sup> Such copies can be

<sup>19</sup>Note that in this case, we may expect that the variance of  $\hat{\phi}(x, e), \hat{\eta}(x, e)$  and  $\hat{\phi}^o(x, e), \hat{\eta}^o(x, e)$  is larger by a constant amount with respect to the variance of estimates without sample splitting. Because our results do not require consistency of the estimators  $\hat{\phi}(x, e), \hat{\eta}(x, e)$  this would not affect our rates in terms of  $E|\mathcal{X}_n|$ .

constructed using a simple sample splitting technique, for which half of the observations for each  $(x, e)$  are used to construct  $\hat{\phi}(x, e), \hat{\eta}(x, e)$  and the other half are used to construct  $\hat{\phi}^o(x, e), \hat{\eta}^o(x, e)$ . Using  $\hat{\phi}^o, \hat{\eta}^o$  only, we can construct an (out-of-sample) estimated reward function  $\hat{W}^o(\pi^\alpha; \sigma, \hat{\phi}_\alpha^{*o})$ , as for  $\hat{W}$  but with  $\hat{\phi}^o, \hat{\eta}^o$  in lieu of  $\hat{\phi}, \hat{\eta}$  and where  $\hat{\phi}_\alpha^{*o}$  denote the group-means as in Equation (10) using out-of-sample estimates  $\hat{\phi}^o(x, e)$  in lieu of  $\hat{\phi}(x, e)$ . Define  $\hat{\alpha}^o \in \arg \max_{\alpha \in \mathcal{G}} \hat{W}^o(\pi^\alpha; \sigma, \hat{\phi}_\alpha^{*o})$  the estimated partition  $\hat{\alpha}^o$  out-of-sample.  $\square$

We then proceed to build a test-statistic using in-sample observations ( $\hat{\phi}, \hat{\eta}$  in Assumption 3.1). In particular, for a given partition  $\alpha$ , we build a test statistic

$$\hat{T}_\alpha(\hat{\alpha}^o) = \hat{W}(\pi^{\hat{\alpha}^o}; \sigma, \hat{\phi}_{\hat{\alpha}^o}^*) - \hat{W}(\pi^\alpha; \sigma, \hat{\phi}_\alpha^*), \quad (12)$$

where  $\hat{\phi}_{\hat{\alpha}^o}^*, \hat{\phi}_\alpha^*$  denote the estimated means for grouping  $\hat{\alpha}^o, \alpha$ , respectively as in Equation (10) (using in-sample units). That is, given the out-of-sample partition  $\hat{\alpha}^o$  we then proceed to estimate reward using in-sample observations.

For an arbitrary small constant  $\underline{l} > 0$ ,  $\tilde{v}$  defined in Lemma A.1 and Equation (15), define

$$q_{\alpha, 1-\gamma}(\hat{\alpha}^o) = z_{1-\gamma} \max\{\underline{l}, \tilde{v}(\alpha, \hat{\alpha}^o)\}.$$

Here,  $z_{1-\gamma} = \Phi^{-1}(1 - \gamma)$  where  $\Phi(\cdot)$  is the standard Normal cumulative density function and  $\tilde{v}(\cdot)$  is an estimated upper bound on the variance of  $\sqrt{E|\mathcal{X}_n|} \hat{T}_\alpha(\hat{\alpha})$  whose expression is formally derived in Appendix A.1. In Appendix A.1 we show that  $\tilde{v}(\alpha, \hat{\alpha}) = \mathcal{O}(1)$ , i.e., the rate of convergence of  $\hat{T}$  is of order  $1/\sqrt{E|\mathcal{X}_n|}$  or faster. The component  $\underline{l}$  can be arbitrary small (but bounded away from zero). It guarantees valid inference when the distribution of  $\hat{T}$  is degenerate, e.g., its variance converge to zero at a rate faster than  $1/(E|\mathcal{X}_n|)$ . We construct

$$\hat{\mathcal{G}}_\gamma = \left\{ \alpha \in \mathcal{G} : \sqrt{E|\mathcal{X}_n|} \hat{T}_\alpha(\hat{\alpha}^o) < q_{\alpha, 1-\gamma}(\hat{\alpha}^o) \right\},$$

a function of the critical value  $\gamma$  (and implicitly of  $\hat{\alpha}^o$ ).

We are left to choose the critical value  $\gamma$ . A simple choice is to apply the Bonferroni correction over the entire set  $|\mathcal{G}|$ . However, this can be overly conservative, since here we only need to correct by the number of *optimal partitions*  $|\mathcal{G}^*|$  (absent estimation error). In general, we may expect that the larger  $|\mathcal{G}^*|$  the more the class of data-generating process that could explain the data. Whereas our framework does not require restrictions on the underlying data-generating process (other than regularity conditions), knowledge of it can help improve power.

Therefore, we propose positing a prior over  $|\mathcal{G}^*|$  and we find a critical value  $\gamma$  that provides valid coverage on average over the researcher's prior. Let  $|\mathcal{G}^*| \sim \mathcal{D}$  where  $\mathcal{D}$  denotes the prior on the number of optimal partitions (absent estimation error).



**Theorem 5.1** (Inference). *Let  $\hat{\alpha}^\circ$  be independent of  $(\hat{\phi}(x, e), \hat{\eta}(x, e)), x \in \mathcal{X}_n, e \in \{1, \dots, E\}$ . Let Assumptions 3.1, 3.2 hold. Let  $\gamma^* = \gamma/\mathbb{E}_{\mathcal{D}}[|\mathcal{G}^*|]$ , for a prior  $\mathcal{D}$ . Then*

$$\lim_{E|\mathcal{X}_n| \rightarrow \infty} \mathbb{E} \left[ P(\mathcal{G}^* \subseteq \hat{\mathcal{G}}_{\gamma^*}) \right] \geq 1 - \gamma,$$

where  $\mathbb{E}[\cdot]$  integrates over the distribution of  $\hat{\mathcal{G}}|\mathcal{G}^*$ , and  $|\mathcal{G}^*| \sim \mathcal{D}$ .

In addition, suppose  $\hat{\alpha}^\circ$  is estimated as the out-of-sample maximizer of  $\hat{W}^\circ$  in Definition 5.1, and  $\gamma^* > \underline{\gamma}$  for some  $\underline{\gamma} > 0$ . Then for any  $\alpha$  such that  $\sup_{\alpha' \in \mathcal{G}} W_\phi(\pi^*; \bar{\phi}_{\alpha'}^*) - W_\phi(\pi^\alpha; \bar{\phi}_\alpha^*) > J$  for some constant  $J > 0$ ,

$$\lim_{E|\mathcal{X}_n| \rightarrow \infty} P(\alpha \in \hat{\mathcal{G}}_{\gamma^*}) = 0.$$

*Proof.* See Appendix E.2.3. □

Theorem 5.1 establishes two results. First, our proposed procedure guarantees valid coverage, on average, over the prior distribution of the set  $|\mathcal{G}^*|$ . Second, our procedure asymptotically discards partitions whose reward is strictly dominated by a positive factor. Such guarantees are valid if the *product* of  $E$  and  $|\mathcal{X}_n|$  grows asymptotically, e.g., attained when  $|\mathcal{X}_n|$  is large and  $E$  is small. Also, note that because here we guarantee valid inference on  $\mathcal{G}^*$ , it follows that we can conduct inference on an arbitrary subset of partitions, as we discuss in Remark 7. Theorem 5.1 extends previous results on inference (see e.g. Andrews et al., 2024; Rai, 2018) to allow for generalizability-aware predictions introduced here. Different from Andrews et al. (2024), here we do not conduct inference on the reward for a *given* partition, but rather construct the set of reward optimal partitions. Different from Rai (2018), here we consider the problem of generalizability-aware predictions not studied in Rai (2018), and leverage our (novel) regret guarantees in Theorem 3.1 to prove consistency of the test in Theorem 5.1.

In Algorithm 1 we provide the complete algorithm for inference. In Appendix A.1 we provide a complete discussion about estimating the variance  $\tilde{v}$ .

**Remark 7** (Inference on a subset of partitions). Algorithm 1 also allows researchers to conduct inference possibly on a subset of partitions  $\mathcal{G}'(\hat{\alpha}^\circ)$ , reporting the intersection of the estimated set  $\hat{\mathcal{G}}_{\gamma^*}$  with the given subset of partitions  $\mathcal{G}'(\hat{\alpha}^\circ)$ . This is because, for interpretability, we may be interested in only comparing the (out-of-sample) estimate  $\hat{\alpha}^\circ$  with a smaller set of alternative policies,  $\mathcal{G}(\hat{\alpha}^\circ) \subseteq \mathcal{G}$ . For example, we may be interested in testing whether the groups  $\hat{\alpha}(x, T_e) > 1$  estimated to be generalizable archetypes belong to the basin of ignorance. □

---

**Algorithm 1** Inference procedure on arbitrary subset  $\mathcal{G}' \subseteq \mathcal{G}$ 


---

**Require:** Two independent  $\hat{\phi}(x, e), \hat{\eta}(x, e), \hat{\phi}^o(x, e), \hat{\eta}^o(x, e)$  where  $\hat{\phi}^o(x, e), \hat{\eta}^o(x, e)$  are obtained on an hold-out sample;  $\mathcal{G}$ , the class of partitions, and  $\mathcal{G}' : \mathcal{G} \mapsto \mathcal{G}$ , where  $\mathcal{G}'$  defines an arbitrary subset of partitions of interest for inference (e.g.,  $\mathcal{G}'(\alpha) = \mathcal{G}$  for all  $\alpha$  when conducting inference on the entire set of partitions);  $\gamma^* = \gamma / \mathbb{E}_{\mathcal{D}}[\|\mathcal{G}^*\|]$ .

- 1: Estimate the in-sample and out-of-sample reward respectively as  $\hat{W}(\pi^\alpha; \sigma, \hat{\phi}_\alpha^*)$ ,  $\hat{W}^o(\pi^\alpha; \sigma, \hat{\phi}_\alpha^{*o})$  where  $\hat{W}$  is as in Equation (7) and  $\hat{W}^o$  follows similarly with  $\hat{\phi}^o, \hat{\eta}^o$  in lieu of  $\hat{\phi}, \hat{\eta}$ . Here  $\hat{\phi}_\alpha^*$  is defined in Equation (10) and  $\hat{\phi}_\alpha^{*o}$  is the same as in Equation (10) with  $\hat{\phi}^o(x, e)$  in lieu of  $\hat{\phi}(x, e)$ .
  - 2: Estimate (over the entire set  $\mathcal{G}$ )  $\hat{\alpha}^o \in \arg \max_{\alpha \in \mathcal{G}} \hat{W}^o(\pi^\alpha; \sigma, \hat{\phi}_\alpha^{*o})$ .
  - 3: For each  $\alpha \in \mathcal{G}'(\hat{\alpha}^o) \subseteq \mathcal{G}$ , where  $\mathcal{G}'(\hat{\alpha}^o)$  defines an arbitrary set on which we want to conduct inference:
    - a: Construct a test statistic  $\hat{T}_\alpha(\hat{\alpha}^o)$  as in Equation (12), and estimator of  $\tilde{v}(\alpha, \hat{\alpha}^o)$  as for instance in Equation (16).
    - b: Construct the critical value  $q_{\alpha, 1-\gamma^*}(\hat{\alpha}^o) = \Phi^{-1}(1 - \gamma^*) \max\{\underline{l}, \hat{v}(\alpha, \hat{\alpha}^o)\}$  for arbitrary small  $\underline{l}$ , where  $\Phi(\cdot)$  denote the Gaussian CDF.
    - c: Add  $\alpha$  to  $\hat{\mathcal{G}}_{\gamma^*}(\hat{\alpha}^o)$  if  $\hat{T}_\alpha(\hat{\alpha}^o) < q_{\alpha, 1-\gamma^*}(\hat{\alpha}^o) / \sqrt{E|\mathcal{X}_n|}$

**return**  $\hat{\mathcal{G}}_{\gamma^*}(\hat{\alpha}^o)$ , which corresponds to the intersection of the set of estimated partitions  $\hat{\mathcal{G}}_{\gamma^*}$  in Theorem 5.1 and the subset  $\mathcal{G}'(\hat{\alpha}^o)$  of interest to the researcher.
- 

## 5.2 Optimization: tree-based procedure

In this section, we discuss the implementation of our method focusing on settings where  $\mathcal{G}$  denotes a class of trees (with  $G$  groups/labels). Tree based methods typically satisfy the complexity restriction in Assumption 3.2, see Zhou et al. (2023). They inherit interpretable representation and impose natural constraints on the archetypes.

To map the setting with tree based method to our framework, suppose each  $\tilde{x} = (x, t) \in \mathcal{X}_n \times \mathcal{T}$  is such that  $x \in \mathbb{R}^{p_x}, t \in \mathbb{R}^{p_t}, p = p_x + p_t$ , that is,  $(x, t)$  is defined by a vector of  $p$  characteristics. We define a tree below.

**Definition 5.2** ( $L$ -depth tree). A  $L$ -depth tree is a tree with  $L - 1$  layers consisting of branch nodes, and the  $L^{\text{th}}$  layer with leaf nodes. In each branch node  $l$ , we consider one variable over which to do a split, denoted as  $j(l) \in \{1, \dots, p\}$  and the value of such a split  $b(l)$ . Units with  $\tilde{x}_{j(l)} < b(l)$  are assigned to left-node of the next leaf, and the remainig to the right-node. Each node forms a path, with the leaf nodes defining a final grouping of units  $(x, e)$ . For each variable, we consider at most  $K$  possible values of  $b(l)$ .

Recall in our notation  $\alpha(x, T_e) = 1$  denotes the basin of ignorance, and  $\alpha(x, T_e) > 1$  denotes the generalizable set. Within the generalizable set, we can then form at most  $G - 1$  partitions. Here,  $K$  denotes the number of splits at each node, which is an input of the

researcher (typically equal to the number of support points of the covariates).

We would like to be flexible in the construction of the basin of ignorance. Intuitively, units  $(x, e), (x', e')$  can be part of the basin of ignorance if they are very different in observables  $x, x'$ . The idea proceeds as follows. We construct a set of trees of depth *at most*  $L$ . Each leaf node in each tree can (i) either be part of the basin of ignorance, i.e.,  $\alpha(x, T_e) = 1$ , or (ii) be an archetype, i.e.,  $\alpha(x, T_e) = g > 1$ . This implies that we can be flexible in how to construct the basin of ignorance where two groups of observations, even with different  $\tilde{x}, \tilde{x}'$  can be part of it. The depth  $L$  controls with how much “granularity” we are willing to detect units in the basin of ignorance. Higher depth implies that we are able to form the basin of ignorance as the union of very small groups of units. Smaller depth enhances interpretability in the construction of the basin of ignorance. (See Remark 8 for settings where researchers may be more agnostic about  $L$ .) An illustration is provided in Figure 1.

**Definition 5.3** (Partition  $\alpha \in \mathcal{G}$  through trees). The partition consists of a depth  $L$  tree. Each leaf node is either assigned a label of one or zero. If it is assigned a one then this implies that  $\alpha(x, T_e) = 1$  for each element in the leaf node (i.e.,  $(x, T_e)$  is in the basin of ignorance). If it is assigned a zero, then this implies that  $\alpha(x, T_e) > 1$ . The leaf nodes for which  $\alpha(x, T_e) > 1$ , each is assigned to a different archetype  $\alpha(x, T_e) = g > 1$ , with at most  $G - 1$ .

For any tree of depth  $L = \log_2(G - 1)$ , the number of archetypes is at most  $G - 1$ . For any tree with  $L > \log_2(G - 1)$ , only  $G - 1$  of the leaf nodes can be archetypes, and the remaining ones must be part of the basin of ignorance.

Consider first the case where  $L \leq \log_2(G - 1)$ , so that the optimal tree with depth  $L$  satisfies the sparsity restriction on the number of archetypes  $G$ . The *exact* solution to this problem is provided in Algorithm 3 (Appendix D).

Algorithm 3 proceeds as follows: after growing a tree of depth  $L$ , in each final branch of the tree, it searches for the split (variable and value of such a variable) that maximizes reward *within that branch*. For instance, consider a depth  $L = 1$  tree. Then the algorithm runs over all combinations of variables and values, and finds the optimal split. For each (possibly empty) group obtained from this split, it asks separately, whether the reward generated by each group if this group were to form an archetype exceeds the reward generated by this same group if the group were assigned to the basin of ignorance. If it does, it forms an archetype using such a group, otherwise it assigns the group to the basin of ignorance. It then sums the reward over the two groups and repeat recursively.

Whenever no constraint on  $G$  is imposed ( $G \geq 2^L + 1$ ), Algorithm 3 by construction will

find the reward-maximizing tree within the class of trees of depth  $L$ . Because the tree can decide at the branch level whether to assign groups of observations to the basin of ignorance or not, its complexity is of order  $\mathcal{O}(E^L |\mathcal{X}_n|^L K^L p^L)$ , polynomial in the dimension  $p$  and number of observations  $|\mathcal{X}_n|E$ .

If instead  $G < 2^L + 1$  (the number of archetypes is particularly small), computations become harder: assigning a branch to the basin of ignorance require enumerating all trees under these two different scenarios.

To solve this problem, we propose Algorithm 2. Algorithm 2 finds the  $G - 1$  groups in the generalizable set in a greedy manner, keeping the computational complexity the same as Algorithm 3. In particular, after growing the optimal (infeasible) tree through Algorithm 3, whenever the number of archetypes exceeds  $G$ , it assigns to the basin of ignorance archetypes with the largest difference between prediction error and cost of ignorance among those found from Algorithm 3.

**Proposition 5.2.** *Algorithm 2 has computational complexity  $\mathcal{O}((E|\mathcal{X}_n|Kp)^L)$ , where  $p$  is defined such that  $(x, t) \in \mathbb{R}^p$ . In addition, for leaf node  $g$  assigned the set of generalizable archetypes,  $\hat{\Delta}^{\hat{\alpha}^t}(g) > \hat{L}(g)$ , where  $\hat{\Delta}$  and  $\hat{L}$  are defined in Algorithm 2.*

Proposition 5.2 follows directly by construction of Algorithm 2 since it involves an operation with cost  $E|\mathcal{X}_n|$  through a sum over elements, repeated across all possible splits in the leaf nodes. The proposition characterizes the complexity of the algorithm. It also states that for each leaf node  $g$  assigned to the generalizable set by the estimated tree, the reward contribution of assigning group  $g$  to the set of generalizable archetypes exceeds the reward for assigning it to the basin of ignorance.

Algorithm 2 incurs an optimization error as it uses a greedy optimization procedure in the last step. To measure its sub-optimality, the algorithm also returns the difference in reward between the infeasible tree and the estimated tree. This difference provides us with a valid upper bound on the optimization error.

**Corollary 1.** *Let Assumptions 3.1, 3.2 hold. Consider  $\hat{\alpha}^t$  estimated in Algorithm 2 and let  $\mathcal{G} \subseteq \tilde{\mathcal{G}}$  where  $\tilde{\mathcal{G}}$  is the class of infeasible trees of depth  $L$ , number of splits  $K$ , with  $\underline{n} = \underline{\kappa}|\mathcal{X}_n|$  in Algorithm 3. Then with probability at least  $1 - \gamma$ ,*

$$W_\phi(\pi^*; \sigma, \bar{\phi}_{\alpha^*}^*) - W_\phi(\hat{\pi}^{\hat{\alpha}^t}; \sigma, \hat{\phi}_{\hat{\alpha}^t}^*) \leq \frac{\bar{C}G}{\gamma u'} \sqrt{\frac{(M_{u'} + \bar{\eta}^2) \text{VC}(\mathcal{G})}{E|\mathcal{X}_n|}} + \varepsilon$$

where  $\varepsilon$  is the optimization error returned by Algorithm 2,  $\bar{C}$  is a finite constant such that  $\bar{C} \leq \frac{c_0 K \bar{p}^2 \max\{\bar{w}^3, 1\}}{\delta \underline{w} \underline{p} \underline{\kappa}}$  for a universal constant  $c_0 < \infty$ , and  $\text{VC}(\mathcal{G})$  is the VC-dimension of  $\mathcal{G}$  as defined in Assumption 3.2. In addition, whenever  $L \leq \log_2(G - 1)$ ,  $\varepsilon = 0$ .

*Proof.* See Appendix E.3.1. □

Corollary 1 formalizes the properties of the estimated partition in Algorithm 2. The optimization error  $\varepsilon$  is observed by the researcher.<sup>20</sup>

Given the estimated partition  $\hat{\alpha}^t$  from Algorithm 2, inference follows directly from Algorithm 1 where the out-of-sample  $\hat{\alpha}^o$  can be replaced by an out-of-sample estimate of  $\hat{\alpha}^t$ , and inference can be conducted with  $\hat{\alpha}^t$  in lieu of  $\hat{\alpha}^o$ . Size control established in Theorem 5.1 holds with or without optimization error. Consistency of the test in the second part of Theorem 5.1 holds for partitions whose reward differs from the largest reward by a constant plus the optimization error  $\varepsilon$ .

---

**Algorithm 2** Generalizability-Aware Tree

---

**Require:** Number of groups  $G$ , number of splits  $K$ , minimum units  $\underline{n}$ , depth  $L$

- 1: Run InfeasibleTree(L, K,  $\mathcal{X}_n \times \mathcal{T}$ ,  $\underline{n}$ ) in Algorithm 3, define this as Infeasible Tree
  - 2: Define  $E^*$  the loss computed by Infeasible Tree
  - 3: For each leaf node in Infeasible Tree, assign  $(x, t)$  to a group  $\tilde{\alpha}(x, t) \in \{1, \dots, P\}$ , where  $P$  denotes the number of leaf nodes in Infeasible Tree
  - 4: Compute  $\hat{\Delta}^{\tilde{\alpha}}(g) = \sum_{(x,e):\tilde{\alpha}(x,T_e)=g} \lambda_{x,e} \left\{ \left( \hat{\phi}_{\alpha}^*(x, T_e) - \hat{\phi}(x, e) \right)^2 - \hat{\eta}(x, e)^2 \right\}$ ,  $g \in \{1, \dots, P\}$  in Equation (23) corresponding to the loss of assigning a group  $g$  in the leaf node to a generalizable archetype
  - 5: For each  $g \in \{1, \dots, P\}$  compute  $\hat{L}(g) = \sigma^2 \sum_{x,e:\tilde{\alpha}(x,T_e)=g} p(x)w(T_e)$  the loss from assigning  $g$  to the basin of ignorance
  - 6: Compute whether the loss from being assigned to a generalizable archetype exceeds the loss from being assigned to the basin of ignorance, so that for each group  $g \in \{1, \dots, P\}$  compute  $I_g = 1\{\hat{\Delta}^{\tilde{\alpha}}(g) \geq \hat{L}(g)\}$
  - 7: Set  $\tilde{\alpha}(x, t) = 1$  if  $I_g = 1$
  - 8: Compute  $\bar{t}_G$  defined as the  $G^{th}$  smallest value of  $\hat{\Delta}^{\tilde{\alpha}}(g) - \hat{L}(g)$  for  $g > 1$
  - 9: Set  $\tilde{\alpha}(x, t) = 1$  for all  $(x, t) : \hat{\Delta}^{\tilde{\alpha}}(\tilde{\alpha}(x, t)) - \hat{L}(g) \geq \bar{t}_G$
  - 10: Define  $\hat{\alpha}^t = \tilde{\alpha}$  and compute  $\hat{E} = -\hat{W}(\pi^{\hat{\alpha}^t}; \sigma, \hat{\phi}_{\hat{\alpha}^t}^*)$  as in Equation (7).  
**return**  $\varepsilon = \hat{E} - E^*$  as optimization error and  $\hat{\alpha}^t$  as the estimated partition
- 

**Remark 8** (Algorithms that do not specify the depth  $L$ ). Here, the depth  $L$  controls the complexity of the basin of ignorance. It is possible not to specify the depth  $L$ , and instead specify alternative constraints on the basin of ignorance, as long as these constraints implicitly impose a maximum tree depth  $L^*$ . In these cases one could grow a tree of depth  $L^*$ , and then run Algorithm 2 after discarding trees that do not meet the given constraints. □

---

<sup>20</sup>In practice, when this error exceeds a given threshold, researcher may also choose to run a more exhaustive search until when  $\varepsilon$  is sufficiently small.

## 6 Empirical application

In this section we illustrate the properties of our method by re-analyzing the six experimental evaluations of a multi-faceted anti-poverty (“Graduation”) program, first described in [Banerjee et al. \(2015\)](#). The core intervention consists of providing a bundle of an asset transfer, consumption support, training, and access to financial and health services. The specific implementation was adjusted to each of the six local contexts (Ethiopia, Ghana, Honduras, India, Pakistan and Peru). The goal of the Graduation approach is to give poor households the tools to generate a sustained improving of living standards. Across all six pilot experiments, researchers enrolled 10,495 participants spanning more than 500 villages. The randomization was conducted at the individual (household) level for three countries and village level in the remaining three, and approximately half of subjects were randomly assigned to treatment and half to control.

[Banerjee et al. \(2015\)](#) conclude that this “big push” program has large and robust ITT impacts pooling across experimental sites, despite the fact that the experimental sites “span three continents, and different cultures, market access and structures, religions, subsistence activities, and overlap with government safety net programs.” Specifically, they show that the program had positive effects on total consumption, an index measuring food security and an index measuring total assets (three primary outcomes) among other outcomes.

In this section we illustrate the properties of our procedure focusing on individual direct (conditional) treatment effects on these three outcomes one year after the intervention.

This is a natural setting where heterogeneity could matter substantially across a few a priori unknown groups of individuals. In particular, some of the literature has pointed out that the efficacy of “big push” as the one provided by this experiment may crucially depend on whether individuals are facing a poverty trap and can be moved into a new steady state. To do so, not only individuals need to be sufficiently poor, but also the treatment needs to be sufficiently effective to move such individuals out of the poverty trap. Efficacy of the treatment may interact with individual as well as environmental characteristics.

We standardize the outcomes to have variance one as in [Banerjee et al. \(2015\)](#). We use as covariates baseline outcomes (total consumption, the food security and asset index measured at baseline), the total amount of individual loan measured at baseline and whether other individuals were treated in the same village (to capture heterogeneity due to possible spillovers). We define  $T_e$  the country identity, and also control for possible heterogeneity across each of the six countries. Because each observation corresponds to a different value of covariates, we have  $|\mathcal{X}_n|E = n$  as we discuss below. In [Appendix C](#) (Figures [14](#), [15](#), [16](#)), we

also report effects when we consider binary outcomes corresponding of whether the effect is positive across each of these outcomes.

To illustrate the properties of generalizability-aware predictions, we estimate the conditional average treatment effects using Generalizability Aware trees (G-Aware for short) with at most four archetypes, and consider different tree structures that allow for more flexibility when detecting the basin of ignorance. We vary the cost claiming ignorance ( $\sigma^2$ ), and illustrate that not allowing for a basin of ignorance may misguide the study of effect heterogeneity. In particular, we show that failing to account for ignorance can form misguided counterfactual predictions not only for those individuals whose effect may not be predictable, but also for the other units in the sample. At the end of this section, we complement our findings with a set of calibrated simulations.

## 6.1 Empirical analysis

**Estimation of  $\hat{\phi}$  and  $\hat{\eta}$**  For each individual  $i$  in each country we construct an unbiased measure of its conditional average treatment effect using  $\hat{\phi}(X_{i,e}, e) = \tilde{Y}_i^e$  with  $\tilde{Y}_i^e$  in Equation (8). This corresponds to unit  $i$  in country  $e$  individual reweighted outcome, where the weights are the inverse probability weights and the propensity score corresponds to the empirical probability of treatment in each country. This allows us to form estimated effects on each individual  $i$  with *no* assumptions on its heterogeneity structure. Given that covariates take  $n$  values in total (as these are continuous), each  $\hat{\phi}(X_{i,e}, e)$  differs for each individual  $i$  (the  $i$ 's weighted outcome), and  $|\mathcal{X}_n|E$  corresponds to the overall sample size of about 10,100 observations after removing the few observations for which relevant covariates are missing.

We estimate the variance  $\hat{\eta}(x, e)^2$  via a linear regression with Lasso and cross validation *within* each country  $e$ , therefore assuming sparse variance heteroskedasticity within each country. This approach facilitates our analysis with continuous covariates, although other (non-parametric) estimators for the variance that do not rely on sparsity of the estimators' variance are possible and formally discussed in Appendix A.3.<sup>21</sup>

**Estimation of G-Aware Tree** We estimate the generalizability aware tree with Algorithm 2. We consider three different outcomes when estimating the G-Aware Tree. With multiple outcomes, the archetype structure (groups) is the same across properties, whereas the predictions are different for each property (as we formalize in Appendix A.2). We con-

---

<sup>21</sup>In practice, we observe substantial homoskedasticity in the estimated variance and estimates are robust as we directly impose homoskedasticity by country.

sider two different types of tree: (i) a depth-three tree, where therefore there is flexibility in the construction of the basin of ignorance and archetypes; (ii) a simpler depth-two tree here, where each leaf node can identify either an archetype or the basin of ignorance. We find similar results between (i) and (ii) as we further discuss below and in Appendix C.

**Choice of  $\sigma^2$**  We estimate a G-Aware tree for different  $\sigma^2 \in \{0.5, 1.5, 2.5, \dots, 5.5\}$ . We study the impact of  $\sigma^2$  through its impact on the share of observation assigned to the basin of ignorance and the prediction error, both in Figure 2. Here, we report the raw prediction error of predicting the outcome

$$\sum_{x,e:\pi(x,T_e)=1} \left( \hat{\phi}^*(x, T_e) - \tilde{Y}_i^e \right)^2 / \left( \sum_{x,e} \pi(x, T_e) \right), \quad (13)$$

where  $\tilde{Y}_i^e$  is the reweighted outcome as in Equation (8), and where we average across the three outcomes of interest.

The share of observations in the basin of ignorance for a depth-three tree varies between about 25% of the overall sample for  $\sigma^2 = 0.5$  to 0% for  $\sigma^2 = 5.5$ , corresponding to a standard regression tree. The error  $\mathcal{R}_\phi(\pi, \bar{\phi})$  in Equation (2) is increasing in  $\sigma^2$ , and we typically expect this also for the raw prediction error in Equation (13) (up-to estimation error), as we observe in Figure 2. The G-Aware tree achieves a large (up to more than 30%) prediction improvement compared to the tree that does not allow for a basin of ignorance ( $\sigma^2 = 5.5$ ) at the cost of abstaining from making a prediction for at most 30% of the units.

Our preferred specifications are  $\sigma^2 \in [1.5, 2.5]$  as these correspond to about 25 – 15% of individuals (a small but non-negligible number) classified in the basin of ignorance, with a cost in terms of prediction error increase no large than 15%. In practice, we recommend reporting results over different values of  $\sigma^2$ , alongside plots as in Figure 2 to be able to trade-off these two metrics for the choice of  $\sigma^2$ .

**More complex tree and effective number of archetypes** We first report results for a more complex three ( $G = 4$  and depth-three tree). This allows us to study settings where we allow for flexibility in the construction of the basin of ignorance. Of the four archetypes, two of these archetypes have almost identical average predictions of the outcomes and therefore are merged into a single archetype (see Appendix Figure 13 and Appendix C for a more comprehensive discussion and analysis). This is suggestive that the effective number of low-dimensional archetypes is small (three), whereas the remaining observations are assigned to the basin of ignorance.



Under our preferred specifications for  $\sigma^2 = 1.5$  and a depth-three tree, we are unable to say anything for richer individuals (Figure 3). However, we observe large positive effects on individuals with the lowest consumption, smaller but economically meaningful effects on individuals with fairly low consumption, and medium levels of assets, close to zero (insignificant) effects for individuals with medium level of baseline consumption. This is illustrated in Figure 3 where we report the median values of baseline consumption and baseline asset index discovered for each archetype discovered by the G-Aware tree with  $\sigma^2 = 1.5$  and a standard regression. The G-Aware tree finds three main groups heterogeneous in baseline consumption. The first group corresponds to the *poorest* individuals and has the largest effect, and a second group with higher consumption has, on average, somehow positive, but close to zero effects. Individuals with higher baseline consumption or assets are instead assigned to a basin of ignorance.

Figure 4 reports the composition of each archetypes and basin of ignorance across the different countries. We observe one overarching archetype across all countries except Peru and India, corresponding to positive effects on standardized outcomes on average equal to 9%. A second archetype is in Peru where we observe smaller effects. A third archetype is in India with the largest effects. The size of the basin of ignorance oscillates between 10 and 50% of observations across the six countries. Heterogeneity by country may be driven by several factors, one of which is the different composition of the experimental groups in the different countries. In particular, individuals in Peru exhibit higher level of baseline consumption relative to the median individual in the other countries and those selected by the archetype in India have the lowest levels of consumption, as Figure 3 shows. This conclusion suggests that in the dataset *most* of the units can be grouped in very few (two) archetypes and exhibit substantial *homogeneity*, where the most predictive features are the baseline level of consumption and assets. On the other hand, this homogeneity fails as we also consider richer individuals at baseline. In particular, units corresponding to those with higher level of consumption and assets cannot sensibly form an archetype.

Some of the individuals in the basin of ignorance include those with the highest consumption and smallest asset stocks. We may expect that only few individuals may fit this category, and some of them may be recorded in this category because of measurement error (e.g., issues with data entry). Pooling their outcomes with other units may therefore pollute estimation of the underlying model. Our method detects automatically such units from the data and assign them to a basin of ignorance. In doing so, this can be viewed as a way to trim out outliers that would otherwise drive the entire results of an empirical analysis, a

common issue in empirical practice (e.g. [Broderick et al., 2020](#)).

**Generalizability with a simple tree structure** To investigate robustness of our results, we investigate heterogeneity when we consider a simpler tree of depth two and  $G = 4$ . Given the simpler structure, we allow for a slightly larger  $\sigma^2$  (error of the underlying model), choosing  $\sigma^2 = 2.5$ , although results are qualitatively similar for smaller choices of  $\sigma^2$ . The simpler tree finds two archetypes and assigns the remaining units into the basin of ignorance. Similar to before, we observe large positive effects on individuals with fairly low consumption, small but positive effects on individuals with fairly low assets, and medium levels of consumption. This is illustrated in Appendix Figure 12.<sup>22</sup>

**Comparison with trees without ignorance** How much would not allowing ignorance change our conclusions? We report the tree estimated using the same variables as the G-Aware tree, but forcing  $\sigma^2 = \infty$ , whose predictions are plotted in blue in Figures 3 (and Appendix Figure 12) as a function of baseline index and consumption level. Once we drop the possibility of a basin of ignorance, the estimated tree looks significantly different. The tree exhibits very large heterogeneity for individuals with somehow similar baseline consumption levels (effects ranging between 35% and 8%). The effects are first decreasing in consumption, but then again increasing once baseline consumption is very large (with treatment effects equal to 22%). This illustrates the *instability* of regression methods that fail to account for arbitrary heterogeneity. This result is suggestive that using all observations from the sample can *pollute* estimation for the remaining archetypes and misguide scientific discovery.

To illustrate further this point, Appendix Figure 10 plots the tree for medium cost of ignorance (corresponding to  $\sigma^2 = 2.5$ ) and the corresponding depth-two tree that uses those same variables used by such G-Aware trees to construct the split (i.e., only uses baseline consumption, assets and whether an observation is in Peru) but forces a prediction for each unit in the sample. Also in this case, we observe similar results as for the more complex tree, where the tree that fails to account for ignorance reports highly discontinuous predictions compared to our proposed method. On the other hand, our proposed method with a simpler or more complex (higher depth) tree reports consistent results, with larger effects for poorer

---

<sup>22</sup>Appendix Figure 11 also reports the composition of each archetype and the basin of ignorance across the different countries. We observe one overarching archetype across all countries except Peru, corresponding to effects on average equal to 10%. A second archetype is in Peru where we observe smaller effects. The size of the basin of ignorance oscillates between 10 and 30% of observations across the six countries. Heterogeneity by country in Peru is driven by higher levels of baseline consumption relative to the median individual in the other countries, as Figure 11 shows.

individuals and individuals with the highest baseline consumption or baseline asset index in the basin of ignorance. These results suggest that failing to account for ignorance may pollute estimation for the remaining units in the sample.

**Policy implications** This analysis shows that the effects are the largest on individuals with low consumption and assets. Effects instead are ambiguous and possibly arbitrarily heterogeneous on richer individuals. Therefore, a policy-maker interested in expanding the program to the population outside the ultra-poor should collect more data about the efficacy of the program on individuals with higher consumption and assets. This conclusion differs from what we would have concluded ignoring ignorance, which would have claimed large efficacy for ultra-poor individuals as well as for individuals with higher consumption.

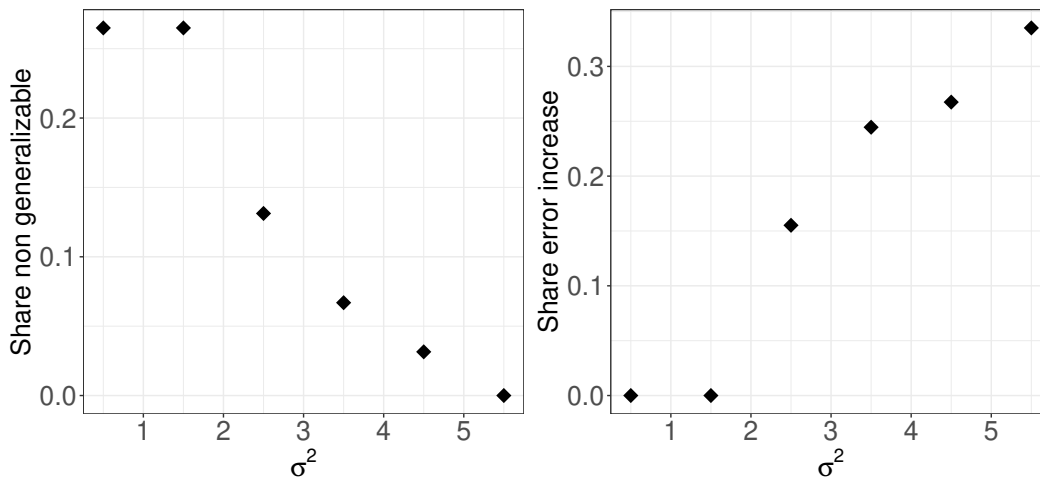


Figure 2: Empirical results for a G-Aware Tree of depth three. Left panel reports the percentage of individuals in the sample assigned to the basin of ignorance as a function of  $\sigma^2$ . The right panel reports the prediction error  $\sum_{x,e:\pi(x,T_e)=1} (\hat{\phi}^*(x, T_e) - \tilde{Y}_i^e)^2 / (\sum_{x,e} \pi(x, T_e))$  within the generalizable set estimated for the smallest value of  $\sigma^2$  ( $\sigma^2 = 0.5$ ), averaged over the three outcomes.

## 6.2 Calibrated numerical studies

To complement these findings, we provide a calibrated numerical study, focusing on the simple tree structure of depth-two for expositional convenience. To simulate the data, we calibrate simulations to the estimated data generating process. In particular, we simulate data from the depth-two estimated G-Aware tree with  $\sigma^2 = 2.5$ . The outcome for each archetype is drawn from a Normal distribution with variance one and centered around the predicted effect by the estimate G-Aware tree. We consider as the target outcome the average outcome of the three outcome measures considered in our main application.

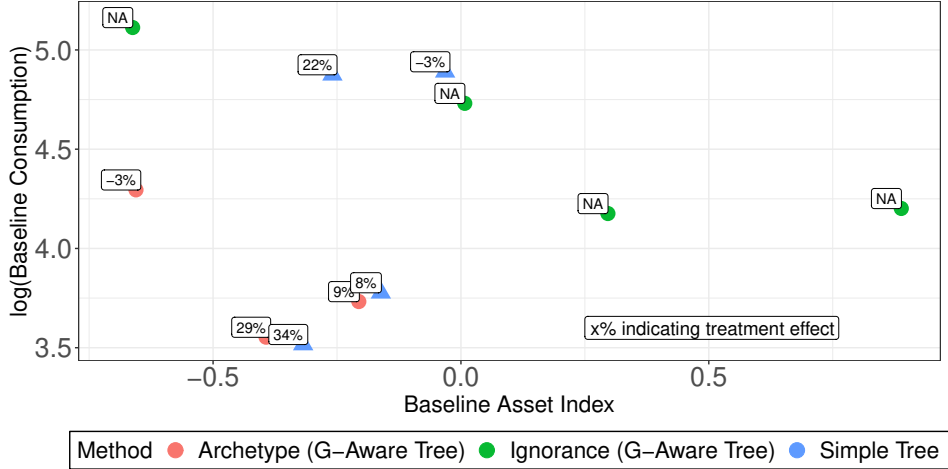


Figure 3: Empirical results for a G-Aware Tree of depth three and  $G = 4$ . The panel reports in red dots the median value of baseline log-consumption and the asset index (x and y-axes) for each archetype discovered by the G-Aware tree with  $\sigma^2 = 1.5$  and the median values for elements in the basin of ignorance discovered by this same G-Aware tree. The blue dots correspond to the archetypes discovered by a simple tree with no basin of ignorance ( $\sigma^2 = 5.5$ ). The reported value next to each dot corresponds to the average predicted treatment effect, averaged over the three outcomes of interest. The figure illustrates that ignoring ignorance can (i) substantially modify the structure of the estimated archetypes and (ii) possibly pollute predictions with outliers.

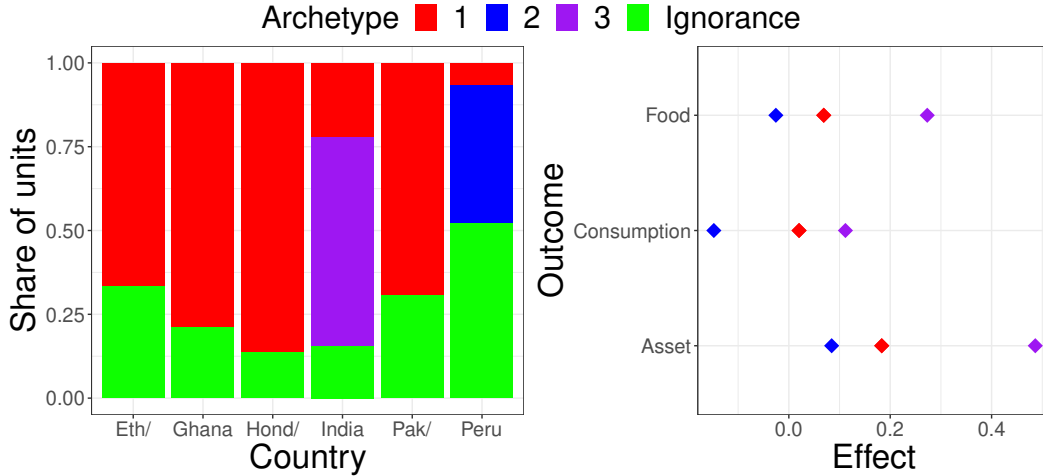


Figure 4: Empirical results for a G-Aware Tree of depth-three and  $G = 4$  and  $\sigma^2 = 1.5$ . The left-hand side panel reports the composition of each archetype and basin of ignorance by country. The right-hand side panel reports the prediction for each outcome variable associated with each archetype.

The estimated tree has two regions corresponding to the basin of ignorance, one in Peru and the other (larger) outside Peru. Effects outside Peru are assumed to be homogeneous, forcing the basin of ignorance to be part of the first archetype (following the right panel of Appendix Figure 10 for  $\sigma^2 = 2.5$ ). However, *treatment effects* are arbitrary heterogeneous in Peru and drawn from a Cauchy distribution with given scale parameter between 0.1 and 3. This setup mimics setting with limited arbitrary heterogeneity arising from only 4% of the observations. We simulate treatments drawn from a Bernoulli distribution and follow

the estimation procedure in this section, while correctly assuming homoskedasticity of the outcomes' variance.<sup>23</sup>

We compare the performance of the G-Aware tree with small to medium cost of ignorance, and we also vary  $\sigma^2 \in \{0.1, 0.5, 1, 1.5, 2\}$ , to the same estimator that forces no basin of ignorance ( $\sigma^2 = 100$ ), a standard regression tree of depth two, Generalized Random Forest with default options from the package of [Athey et al. \(2019\)](#) and two version of Empirical Bayes procedures. To allow for heterogeneous conditional mean predicted by the Empirical Bayes procedure, Empirical Bayes first estimates the conditional mean using a standard regression tree. It then assumes that each observation is drawn from a Gaussian distribution centered around the conditional mean predicted by the estimated regression tree. We use two versions of the Empirical Bayes, either by using the correct variance of the outcome, or by using the empirical estimate of the variance. Therefore, the Bayes procedure uses knowledge of the sampling variation to produce posterior predictions. When sampling variation is large, the Bayes procedure shrinks the effects towards the common mean.

Figure 5 (top-panel) reports the prediction error in log-scale of the best competitor (smallest prediction error) alongside the prediction error of a tree that does not allow for ignorance and the worst prediction error of the G-Aware tree across the values of  $\sigma^2 \leq 2$  considered. We report this as a function of the scale parameter that controls for the degree of heterogeneity in the basin of ignorance. Whenever heterogeneity is small, our method is comparable to those of our competitors. However, as soon as the scale parameter is 0.5 or larger, our method presents substantial improvements over the predicted set, of order of magnitude of six points in logarithmic scale ( $\sim 600\%$  smaller prediction error).

Figure 5 (bottom-panel) illustrates the behavior of the G-Aware tree as we vary  $\sigma^2$ . Whenever heterogeneity is high, our method immediately detects the basin of ignorance. When, instead, the degree of heterogeneity is small and  $\sigma^2$  is also sufficiently small, the procedure collapses to a simple regression tree as we may expect. This implies that when heterogeneity becomes sufficiently strong, the G-Aware tree is able to perfectly classify observations in the basin of ignorance, bringing its prediction error close to zero. This is in stark contrast with our competitors that are particularly sensitive to such outliers, even if these only form 4% of the sample size. Appendix B presents additional simulation studies.

---

<sup>23</sup>Under homoskedastic variance, it is not necessary to estimate  $\hat{\eta}(x, e)^2$  as its contribution enters directly in the cost  $\sigma^2$  of the objective function. One could vary  $\sigma^2$  to adjust the number of units for which a prediction is formed as we discuss in Remark 1 even without knowledge of the estimated variance.

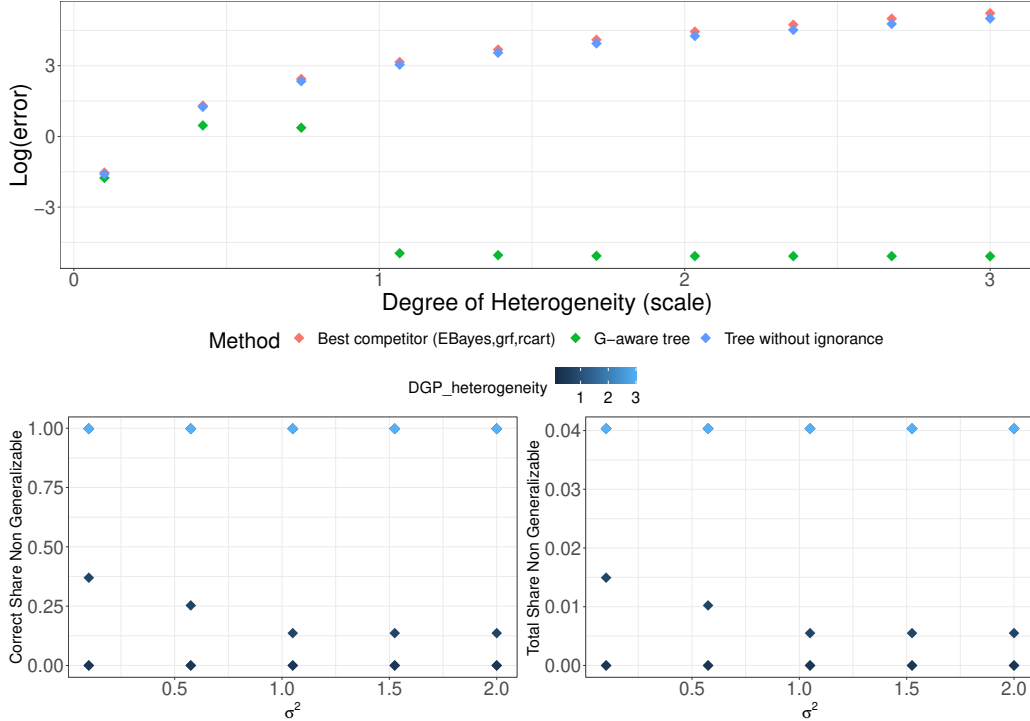


Figure 5: Calibrated numerical studies to data from [Banerjee et al. \(2015\)](#). The top panel reports the squared mean prediction error in log-scale of (i) the best competitor between Empirical Bayes, Generalized Random Forest and regression tree; (ii) the proposed tree that does not allow for ignorance ( $\sigma^2 \rightarrow \infty$ ); (iii) the worst squared average prediction error of the G-Aware tree for values of small to medium costs of ignorance ( $\sigma^2 \leq 2$ ). The prediction error corresponds to its median value over one-hundred replications. The bottom panel reports on the left the percentage of units that are correctly classified as non-generalizable and the right-panel reports the size of the estimated baseline of ignorance relative to the overall sample size. For both panels the x-axis corresponds to the scale parameter of a Cauchy distribution from which treatment effects are drawn from the basin of ignorance. The figure shows that the proposed method leads to significant improvements in prediction error and correctly recovers the basin of ignorance especially when substantial heterogeneity can misguide scientific discovery.

## 7 Discussion and Some Practical Lessons

The growing availability of experiments across different environments (and with heterogeneous individuals) has motivated a large literature on effect heterogeneity. Estimators in this literature typically aim to learn treatment effects by pooling information across individuals through, e.g., shrinkage or sparsity restrictions. This paper instead focuses on the task of learning *when* (and how) information from different individuals can be pooled together and when it cannot. To that end, we provide a framework to study generalizability and introduce a class of prediction functions that jointly estimate when and how to form predictions across different observable characteristics and environments. We give the researcher the option to admit ignorance at a given (opportunity) cost. We provide a decision-theoretic and Bayesian foundation of this problem, derive strong finite sample regret guarantees, asymptotic theory for inference and discuss numerical properties of the procedure. An application analyzing a multifaceted program conducted across six countries by [Banerjee et al. \(2015\)](#) illustrates the

benefits of our approach.

The results of the paper provide some practical guidance for an applied researcher interested in treatment effect heterogeneity within a single study, meta-analysis across studies, and model discovery. We study a regime where researchers do not have strong priors on (i) which covariates matter and, most importantly, (ii) when and whether the set of models posed by the researchers is predictive of treatment effects observed in the data. Therefore, our method can be used both to inform where to collect further evidence (e.g., relevant for meta-analyses) and to detect anomalies in the data, which is relevant to inform model discovery. Our method applies well beyond looking at environment-by-agent characteristic heterogeneity in the sense that one can interpret the environment much more broadly. For instance, it also provides a vocabulary to study heterogeneity in research teams, methods, or implementation features. For example, one could use our method to study when effects observed in field experiments are predictive of similar interventions implemented through lab experiments and vice-versa, a relevant question in behavioral (and development) economics (e.g. [Kagel and Roth, 2020](#)).

We leave the reader with many open directions for future work. First, implementing our method may often require harmonizing both outcomes and covariates across studies, and we need better methods to process the data even if variables collected by different researchers are not directly comparable. Second, if we seek to learn about mechanisms, rather than simply form predictions, the variables predictive of heterogeneity might not be the exact variables that drive the economic phenomena but rather predictive proxies. Third, there are likely deeper implications of our method for how to design future experiments. Specifically, once we learn which observations form the basin of ignorance, there may be ways to prioritize where (and for which units) to run the next experiment. This raises the question of how to combine our method in a dynamic research process, where researchers may sequentially collect data using past information, so to maximize the production of knowledge, while leveraging techniques for site selection and experimental design similar to [Olea et al. \(2024\)](#), [Gechter et al. \(2024\)](#).

## References

- Abadie, A., S. Athey, G. W. Imbens, and J. M. Wooldridge (2020). Sampling-based versus design-based uncertainty in regression analysis. *Econometrica* 88(1), 265–296.
- Adjaho, C. and T. Christensen (2022). Externally valid treatment choice. *arXiv preprint*

*arXiv:2205.05561 1.*

- Andrews, I., D. Fudenberg, L. Lei, A. Liang, and C. Wu (2022). The transfer performance of economic models. *arXiv preprint arXiv:2202.04796*.
- Andrews, I., T. Kitagawa, and A. McCloskey (2024). Inference on winners. *The Quarterly Journal of Economics* 139(1), 305–358.
- Andrews, I. and J. M. Shapiro (2021). A model of scientific communication. *Econometrica* 89(5), 2117–2142.
- Angrist, N. and R. Meager (2023). *Implementation matters: Generalizing treatment effects in education*. Blavatnik School of Government, University of Oxford.
- Aronow, P. M. and C. Samii (2012). Estimating average causal effects under general interference. In *Summer Meeting of the Society for Political Methodology, University of North Carolina, Chapel Hill, July*, pp. 19–21.
- Athey, S. and G. Imbens (2016). Recursive partitioning for heterogeneous causal effects. *Proceedings of the National Academy of Sciences* 113(27), 7353–7360.
- Athey, S., J. Tibshirani, and S. Wager (2019). Generalized random forests.
- Athey, S. and S. Wager (2021). Policy learning with observational data. *Econometrica* 89(1), 133–161.
- Balboni, C., O. Bandiera, R. Burgess, M. Ghatak, and A. Heil (2022). Why do people stay poor? *The Quarterly Journal of Economics* 137(2), 785–844.
- Banerjee, A., A. G. Chandrasekhar, S. Dalpath, E. Duflo, J. Floretta, M. O. Jackson, H. Kannan, F. N. Loza, A. Sankar, and A. Schrimpf (2021). Selecting the most effective nudge: Evidence from a large-scale experiment on immunization. Technical report, National Bureau of Economic Research.
- Banerjee, A., E. Duflo, N. Goldberg, D. Karlan, R. Osei, W. Parienté, J. Shapiro, B. Thuysbaert, and C. Udry (2015). A multifaceted program causes lasting progress for the very poor: Evidence from six countries. *Science* 348(6236), 1260799.
- Banerjee, A., D. Karlan, and J. Zinman (2015). Six randomized evaluations of microcredit: Introduction and further steps. *American Economic Journal: Applied Economics* 7(1), 1–21.
- Bisbee, J., R. Dehejia, C. Pop-Eleches, and C. Samii (2017). Local instruments, global extrapolation: External validity of the labor supply–fertility local average treatment effect. *Journal of Labor Economics* 35(S1), S99–S147.
- Bonhomme, S. and E. Manresa (2015). Grouped patterns of heterogeneity in panel data. *Econometrica* 83(3), 1147–1184.



- Borenstein, M., L. V. Hedges, J. P. Higgins, and H. R. Rothstein (2021). *Introduction to meta-analysis*. John Wiley & Sons.
- Broderick, T., R. Giordano, and R. Meager (2020). An automatic finite-sample robustness metric: when can dropping a little data make a big difference? *arXiv preprint arXiv:2011.14999*.
- Chernozhukov, V., D. Chetverikov, M. Demirer, E. Duflo, C. Hansen, W. Newey, and J. Robins (2018). Double/debiased machine learning for treatment and structural parameters.
- Chernozhukov, V., M. Demirer, E. Duflo, and I. Fernandez-Val (2018). Generic machine learning inference on heterogeneous treatment effects in randomized experiments, with an application to immunization in india. Technical report, National Bureau of Economic Research.
- Chow, C. (1970). On optimum recognition error and reject tradeoff. *IEEE Transactions on information theory* 16(1), 41–46.
- Chow, C.-K. (1957). An optimum character recognition system using decision functions. *IRE Transactions on Electronic Computers* (4), 247–254.
- Cortes, C., G. DeSalvo, and M. Mohri (2016). Learning with rejection. In *Algorithmic Learning Theory: 27th International Conference, ALT 2016, Bari, Italy, October 19-21, 2016, Proceedings 27*, pp. 67–82. Springer.
- Croke, K., J. Hamory, E. Hsu, M. Kremer, R. Maertens, E. Miguel, and W. Wikecek (2024). Meta-analysis and public policy: Reconciling the evidence on deworming. *Proceedings of the National Academy of Sciences* 121(25), e2308733121.
- Crosta, T., D. Karlan, F. Ong, J. Rüschenpöhler, and C. Udry (2024). Unconditional cash transfers: A bayesian meta-analysis of randomized evaluations in low and middle income countries.
- Crosta, T., D. Karlan, F. Ong, J. Ruschenpohler, and C. Udry (2024). Unconditional cash transfers: A bayesian meta-analysis of randomized evaluations in low and middle income countries. *working paper*.
- Deeb, A. and C. de Chaisemartin (2019). Clustering and external validity in randomized controlled trials. *arXiv preprint arXiv:1912.01052*.
- Devroye, L., L. Györfi, and G. Lugosi (2013). *A probabilistic theory of pattern recognition*, Volume 31. Springer Science & Business Media.
- Doucouliaagos, H. and M. A. Ulubaşoğlu (2008). Democracy and economic growth: a meta-analysis. *American journal of political science* 52(1), 61–83.

- Franc, V., D. Prusa, and V. Voracek (2023). Optimal strategies for reject option classifiers. *Journal of Machine Learning Research* 24(11), 1–49.
- Gechter, M., K. Hirano, J. Lee, M. Mahmud, O. Mondal, J. Morduch, S. Ravindran, and A. S. Shonchoy (2024). Selecting experimental sites for external validity. *arXiv preprint arXiv:2405.13241*.
- Gelman, A. (2006). Prior distributions for variance parameters in hierarchical models (comment on article by Browne and Draper). *Bayesian Analysis* 1(3), 515 – 534.
- Haushofer, J., P. Niehaus, C. Paramo, E. Miguel, and M. W. Walker (2022). Targeting impact versus deprivation. Technical report, National Bureau of Economic Research.
- Huber, P. J. and E. M. Ronchetti (2011). *Robust statistics*. John Wiley & Sons.
- Ishihara, T. and T. Kitagawa (2021). Evidence aggregation for treatment choice. *arXiv preprint arXiv:2108.06473*.
- Kagel, J. H. and A. E. Roth (2020). *The handbook of experimental economics, volume 2*. Princeton university press.
- Kitagawa, T. and A. Tetenov (2018). Who should be treated? empirical welfare maximization methods for treatment choice. *Econometrica* 86(2), 591–616.
- Kitagawa, T. and A. Tetenov (2021). Equality-minded treatment choice. *Journal of Business & Economic Statistics* 39(2), 561–574.
- Manski, C. F. (2004). Statistical treatment rules for heterogeneous populations. *Econometrica* 72(4), 1221–1246.
- Mbakop, E. and M. Tabord-Meehan (2021). Model selection for treatment choice: Penalized welfare maximization. *Econometrica* 89(2), 825–848.
- Meager, R. (2022). Aggregating distributional treatment effects: A bayesian hierarchical analysis of the microcredit literature. *American Economic Review* 112(6), 1818–1847.
- Menzel, K. (2023). Transfer estimates for causal effects across heterogeneous sites. *arXiv preprint arXiv:2305.01435*.
- Munro, E., S. Wager, and K. Xu (2021). Treatment effects in market equilibrium. *arXiv preprint arXiv:2109.11647*.
- Olea, J. L. M., B. Prallon, C. Qiu, J. Stoye, and Y. Sun (2024). Externally valid selection of experimental sites via the k-median problem.
- Paluck, E. L., S. A. Green, and D. P. Green (2019). The contact hypothesis re-evaluated. *Behavioural Public Policy* 3(2), 129–158.
- Rai, Y. (2018). Statistical inference for treatment assignment policies. *Unpublished Manuscript*.

- Rubin, D. B. (1981). Estimation in parallel randomized experiments. *Journal of Educational Statistics* 6(4), 377–401.
- Spiess, J., V. Syrgkanis, and V. Y. Wang (2023). Finding subgroups with significant treatment effects. Technical report.
- Van Der Vaart, A. W., J. A. Wellner, A. W. van der Vaart, and J. A. Wellner (1996). *Weak convergence*. Springer.
- Venkateswaran, A., A. Sankar, A. G. Chandrasekhar, and T. H. McCormick (2024). Robustly estimating heterogeneity in factorial data using rashomon partitions. *arXiv preprint arXiv:2404.02141*.
- Vershynin, R. (2018). *High-dimensional probability: An introduction with applications in data science*, Volume 47. Cambridge university press.
- Viviano, D. (2024). Policy targeting under network interference. *Review of Economic Studies*, rdae041.
- Viviano, D., K. Wuthrich, and P. Niehaus (2021). (when) should you adjust inferences for multiple hypothesis testing? *arXiv preprint arXiv:2104.13367*.
- Wager, S. and S. Athey (2018). Estimation and inference of heterogeneous treatment effects using random forests. *Journal of the American Statistical Association* 113(523), 1228–1242.
- Zhou, Z., S. Athey, and S. Wager (2023). Offline multi-action policy learning: Generalization and optimization. *Operations Research* 71(1), 148–183.

## A Extensions and additional discussion

### A.1 Inference: variance characterization

In this subsection, we provide details in computing the variance  $\tilde{v}$  in Section 5.1.

**Lemma A.1** (Critical value for test statistic). *Suppose that Assumptions 3.1, 3.2 hold. Then for any positive constant  $\underline{l} > 0$*

$$P\left(\sqrt{E|\mathcal{X}_n|}\left(\hat{T}_\alpha(\hat{\alpha}^o) - \mathbb{E}[\hat{T}_\alpha(\hat{\alpha}^o)|\hat{\alpha}^o]\right) \geq z_{1-\gamma} \max\{\underline{l}, v(\alpha, \hat{\alpha}^o)\} \middle| \hat{\alpha}^o\right) \leq \gamma$$

where  $z_{1-\gamma} = \Phi^{-1}(1 - \gamma)$  where  $\Phi(\cdot)$  is the Gaussian cumulative density function and

$$v^2(\alpha, \hat{\alpha}^o) = \frac{|\mathcal{X}_n|}{E} \sum_{x,e} \lambda_{x,e}^2 \mathbb{V}\left(Y_{x,e}(\alpha, \hat{\alpha}^o) | \hat{\alpha}^o\right),$$

$$Y_{x,e}(\alpha, \hat{\alpha}^o) = \left\{ \left( 1\{\hat{\alpha}^o(x, T_e) > 1\} - 1\{\alpha(x, T_e) > 1\} \right) \left( \hat{\phi}(x, e)^2 - \hat{\eta}(x, e)^2 \right) \right. \\ \left. - \hat{\phi}(x, e) \left( 2\bar{\phi}_{\hat{\alpha}^o}^*(x, T_e) 1\{\hat{\alpha}^o(x, T_e) > 1\} - 2\bar{\phi}_{\alpha}^*(x, T_e) 1\{\alpha(x, T_e) > 1\} \right) \right\}. \quad (14)$$

Here  $\lambda_{x,e} = p(x)w(T_e) = \mathcal{O}\left(\frac{1}{|\mathcal{X}_n|}\right)$  as in Equation (10). In addition  $v^2(\alpha, \hat{\alpha}^o) \leq c_0$  almost surely for a finite constant  $c_0 < \infty$ .

*Proof.* See Appendix E.4.2. □

Lemma A.1 characterizes the critical value of the recentered test statistics, conditional on the out-of-sample estimate  $\hat{\alpha}^o$ . The critical value is obtained from deriving a central limit theorem, where  $v(\alpha, \hat{\alpha}^o)$  defines the variance of the test statistic. The variance is finite, providing evidence of a rate of convergence of order  $\sqrt{E|\mathcal{X}_n|}$ . Also, we consider a critical value to be the maximum between a lower bound  $\underline{l}$  or the variance to avoid degeneracy issues that may occur if the variance of the test statistic equals zero.<sup>24</sup> One can choose  $\underline{l}$  arbitrary small in practice. Finally, note that  $\lambda_{x,e} = \mathcal{O}\left(\frac{1}{|\mathcal{X}_n|}\right)$ , which implies that  $\tilde{v}$  in Equation (15) is of order  $\mathcal{O}(1)$  because  $\lambda_{x,e}$  is squared in the expression above. We can consistently estimate a (finite) upper bound on  $v(\alpha, \hat{\alpha}^o)$ . In principle one could form several upper bounds, which we discuss and formally motivated in Remark 9. Here consider for simplicity

$$v(\alpha, \hat{\alpha}^o) \leq \tilde{v}(\alpha, \hat{\alpha}^o) = \frac{|\mathcal{X}_n|}{E} \sum_{x,e} \lambda_{x,e}^2 \mathbb{E} \left[ \left( Y_{x,e}(\alpha, \hat{\alpha}^o) - \left( \frac{1}{\sum_{x,e} \lambda_{x,e}^2} \sum_{x,e} \lambda_{x,e}^2 \mathbb{E}[Y_{x,e}(\alpha, \hat{\alpha}^o) | \hat{\alpha}^o] \right) \right)^2 \middle| \hat{\alpha}^o \right], \quad (15)$$

which can be consistently estimated from the data by taking

$$\hat{v}(\alpha, \hat{\alpha}^o) = \frac{|\mathcal{X}_n|}{E} \sum_{x,e} \lambda_{x,e}^2 \left( Y_{x,e}(\alpha, \hat{\alpha}^o) - \left( \frac{1}{\sum_{x,e} \lambda_{x,e}^2} \sum_{x,e} \lambda_{x,e}^2 Y_{x,e}(\alpha, \hat{\alpha}^o) \right) \right)^2 \quad (16)$$

where  $\lambda_{x,e} = w(T_e)p(x)$  and  $Y_{x,e}(\cdot)$  as in (14) with  $\bar{\phi}^*$  replaced by  $\hat{\phi}^*$  in (10).

**Remark 9** (Estimating  $\tilde{v}^2$ ). The upper bound in Equation (15) is chosen to minimize

$$\min_f \sum_{x,e} \lambda_{x,e}^2 \mathbb{E} \left[ \left( Y_{x,e} - f \right)^2 \middle| \hat{\alpha}^o \right]$$

<sup>24</sup>For instance, this may occur when the variance of the estimator  $\hat{\phi}$  and  $\hat{\eta}$  equals (or converges to) zero or if  $\hat{\alpha}^o$  assigns all units to the basin of ignorance (leading to a point mass distribution). The lower bound  $\underline{l}$  guarantees that the chosen critical value below guarantees valid inference in these degenerate cases, at the cost of slightly more conservative inference. In principle, we can also incorporate information about rate of convergence of  $\hat{\phi}$  and  $\hat{\eta}$ , which we omit for expositional convenience.

with the minimizer  $f^* = \frac{1}{\sum_{x,e} \lambda_{x,e}^2} \sum_{x,e} \lambda_{x,e}^2 \mathbb{E}[Y_{x,e} | \hat{\alpha}^o]$ .<sup>25</sup> The advantage of this approach is its interpretability and that it allows us to consistently estimate a valid upper bound on the variance component, since  $f$  does not vary with  $(x, e)$ .

In practice, however, one could choose  $f$  more flexibly, for example allowing  $f_{x,e}$  to be a function of  $(x, e)$ . Clearly,  $f_{x,e}$  cannot change arbitrarily across  $(x, e)$ . However, it is possible to impose that it is the same only for individuals  $(x, e)$  in the same group  $g$ , i.e.,  $\hat{\alpha}^o(x, T_e) = g$ . As for Equation (15), this approach also provides us with a (tighter) upper bound on  $v^2$ .<sup>26</sup>  $\square$

## A.2 Multiple properties

Next, suppose that  $\phi(x, e) \in \mathbb{R}^Q$  for  $Q > 1$ . In the presence of multivariate properties, two approaches are possible. First, we may consider running our procedure separately for each property. Clearly our results directly extend to this setting. Second, we may consider assuming that the archetypical structure (groups) are the same for each property, whereas the predictions can be different.

We see the second approach as desirable. In particular, there is a conceptual advantage of considering all of the outcomes simultaneously: configurations are not clustered together as an archetype unless they exhibit similar patterns across different dimensions. This approach robustifies scientific discoveries that should be driven by common mechanisms (i.e., across multiple outcomes). For example, in physics, we can think of the effect of moving or hitting an object as affecting acceleration and temperature. Archetypes developed independently for temperature and acceleration may not be coherent.

Formally, following verbatim Section 3.1 (absent estimation error for simplicity), we consider a population loss function of the form (standardizing by the number of outcomes  $Q$ )

$$\frac{1}{QE} \sum_{e=1}^E w(T_e) \left\{ \underbrace{\sum_{(x,e): \pi(x, T_e)=1} p(x) \left\| \bar{\phi}_\alpha^*(x, t) - \phi(x, e) \right\|^2}_{\text{generalizable effects}} + \overbrace{\sigma^2}^{1/\text{resolution}} \underbrace{\sum_{(x,e): \pi(x, T_e)=0} p(x)}_{\text{basin of ignorance}} \right\} \quad (17)$$

<sup>25</sup>This is a valid upper bound because  $\mathbb{E}[(Y_{x,e} - \mathbb{E}[Y_{x,e} | \hat{\alpha}^o])^2 | \hat{\alpha}^o] \leq \mathbb{E}[(Y_{x,e} - f_{x,e})^2 | \hat{\alpha}^o]$  for any deterministic  $f_{x,e}$ , here chosen constant across  $(x, e)$ .

<sup>26</sup>Whenever instead we do have access to (asymptotically) independent copies  $Y_{x,e}, Y_{x,e}^o$  it is possible to estimate consistently  $v^2$  instead of relying on an upper bound. In this case, we can form an estimate of  $v^2$ , by taking (since  $\mathbb{E}[Y_{x,e} Y_{x,e}^o] = \mathbb{E}[Y_{x,e}]^2$ )  $\frac{|\mathcal{X}_n|}{E} \sum_{x,e} \lambda_{x,e}^2 \left( \frac{Y_{x,e}^2 + (Y_{x,e}^o)^2}{2} - Y_{x,e} Y_{x,e}^o \right)$ .

where

$$\bar{\phi}_\alpha^*(x', t') = \frac{\sum_{(x,e):\alpha(x,T_e)=\alpha(x',t')} w(T_e)p(x)\phi(x, e)}{\sum_{(x,e):\alpha(x,T_e)=\alpha(x',t')} w(T_e)p(x)}, \quad (18)$$

the (weighted) mean within group  $g$ . Intuitively, minimizing Equation (17) is equivalent to consider the *same* archetypical structure across different outcomes. Estimation and theoretical guarantees follow verbatim as in Section 5 and omitted for brevity.

How does the estimation error scale in the number of outcomes  $Q$ ? Typically we expect that multiple properties can improve the estimation guarantees when we are interested in recovering the archetype structure. For an illustrative example, suppose that we only interested in estimating  $\alpha^*$ , the archetypical structure. In this case, we can aggregate outcomes into a statistical index as discussed in Viviano et al. (2021) and estimating  $\hat{\alpha}$  as we discuss in Section 5. By construction, the statistical index (weakly) reduces the variance of each estimated property  $\hat{\phi}(x, e)$ . The following corollary immediately follows from Theorem 3.1 and illustrates that in this case we can interpret the moment bounds as those corresponding to the statistical index.

**Corollary 2.** *Suppose that the conditions in Theorem 3.1 hold. Consider the estimation procedure in Section 5, with  $\sum_q w_q \phi^{(q)}(x, e)$  for any weights  $w_q \geq 0, \sum_q w_q = 1$  in lieu of  $\phi(x, e)$  and similar for its corresponding estimator, now defined as  $\sum_q w_q \hat{\phi}^{(q)}(x, e)$ . Then Theorem 3.1 holds with  $M_w$  and  $\bar{\eta}^2$  defined as the bounds on the moments obtained by such weighted combination of estimated properties  $\sum_q w_q \hat{\phi}^{(q)}(x, e)$ .*

Corollary 2 suggests that when our goal is to estimate the archetype structure, we can use also just use a weighted average property to estimate the archetype structure. This suggests that using multiple outcomes can significantly *reduce* the estimation error for estimating the archetypes. This is because the moment bounds should now be interpreted relative to this weighted combination (with typically smaller variance).

In practice, when we are interested not only on predictions on a single index, but predictions on multiple outcomes we recommend using the sample analog of Equation (18). When estimating the counterfactual for *each* outcomes (and not only the structure of the archetypes) some trade-offs may arise since this requires estimating a larger number of predicted mean functions.

### A.3 Doubly robust procedures to estimate the properties

Although our main focus is on experimental studies, where therefore the propensity score is known or can be estimated parametrically, here, we briefly sketch estimation of  $\hat{\phi}, \hat{\eta}$  using

an estimated regression adjustment, described in Algorithm 4, which we find to perform particularly well in simulations (Appendix B).

Following the notation in Example 2.1, and as in Equation (8), define the “pseudo-true” outcome as

$$\tilde{Y}_i^{e,dr} = \frac{D_i^e(Y_i^e - m_{1,e}(X_{i,e}))}{o_e(X_{i,e})} - \frac{(1 - D_i^e)(Y_i^e - m_{0,e}(X_{i,e}))}{1 - o_e(X_{i,e})} + m_{1,e}(X_{i,e}) - m_{0,e}(X_{i,e}) \quad (19)$$

where  $m_{1,e}(X_{i,e}) = \mathbb{E}[Y_i^e(1)|X_{i,e}]$ ,  $m_{0,e}(X_{i,e}) = \mathbb{E}[Y_i^e(0)|X_{i,e}]$  define regression adjustments. Define  $\hat{Y}_i^{dr}$  the corresponding estimator of  $\tilde{Y}_i^{dr}$  where  $o_e, m_{1,e}, m_{0,e}$  are replaced by their estimated counterpart estimated using cross-fitting as in Athey and Wager (2021).<sup>27</sup> Both  $m_{d,e}(x)$  and  $o_e(x)$  should be estimated using information only from environment  $e$  to avoid imposing sparsity restrictions across different environments.

We can then construct  $\hat{\phi}(x, e)$  as in Equation (8) with  $\tilde{Y}$  replaced by  $\hat{Y}$ . It follows from standard properties of double-robust methods, under regularity conditions (Athey and Wager, 2021), and further assuming that  $s_e(x)$ , the number of units with  $(x, e)$  is sufficiently large, we can write  $\hat{\phi}(x, e) = \frac{\sum_{i: X_{i,e}=x} \hat{Y}_i^{e,dr}}{s_e(x)} + o_p(r_e(x)^{-1/2})$  where  $r_e(x)$  is the product of rate of convergences of  $\hat{m}_{d,e}(x)$  and  $\hat{o}_e(x)$  to their population counterpart (minimum over  $d \in \{0, 1\}$ ). Typically, we may expect  $r_e(x)$  to be faster-than  $|\mathcal{X}_n|^{-1/2}$ , when  $x$  is uniformly bounded.<sup>28</sup>

For estimation of  $\hat{\eta}(x, e)^2$  we propose two alternative approaches:

- With unknown propensity score, use a matching algorithm in Algorithm 4 for which we first match (without replacement) units in the *same* environment  $e$  with similar covariates  $x$ . We then estimate the sample variance within each group  $x$  using the sample variance of the pseudo-true outcome  $\tilde{Y}_i^{e,dr}$  and a plug-in version of  $m_1, m_0, o_e$ .

To obtain more than one observation for different values of  $x$  when  $x$  is continuous, we match in small groups observations with similar values of  $x$  across different environments without replacement. Matching without replacement guarantees that each estimated property and its variance are independent across the (small) matched groups. See Algorithm 4.<sup>29</sup>

---

<sup>27</sup>Namely, for each  $(x, e)$  we use a subset of observations that does not include unit  $i$  to estimate the conditional mean and propensity score for unit  $i$  in the group  $(x, e)$ .

<sup>28</sup>For example, if we consider essentially continuous high dimensional covariates  $x$  with a linear model and sparsity over coefficients as in Example 2.1 in Chernozhukov et al. (2018).

<sup>29</sup>Note that the matching algorithm in Algorithm 4 may return different values of  $x$  across different environments  $e$  in settings where only one unit is observed for a different value of  $x$ . This does not affect our construction of generalizability-aware tree as we can treat each  $\hat{\phi}(x, e)$  as an independent observation.

- With *known* propensity score, estimate  $\hat{\eta}(X_i, e)^2 = \left( \frac{(Y_i^e - \hat{m}_{1,e}(X_i))D_i^e}{o_e(X_i)} - \frac{(Y_i^e - \hat{m}_{0,e}(X_i))(1-D_i^e)}{1-o_e(X_i)} \right)^2$  where  $\hat{m}_{d,e}$  is a plug in estimate of  $m_{d,e}$  estimated via cross fitting. Through cross-fitting  $\mathbb{E}[\hat{\eta}(X_i, e)^2] - \eta(X_i, e)^2$  only depends on the squared error  $(\hat{m}_{1,e}(X_i) - m_{1,e}(X_i))^2 + (\hat{m}_{0,e}(X_i) - m_{0,e}(X_i))^2$  which we typically expect to be of order faster than  $|\mathcal{X}_n|^{-1/2}$ . Although one could directly use  $\left( \frac{(Y_i^e - \hat{m}_{1,e}(X_i))D_i^e}{o_e(X_i)} - \frac{(Y_i^e - \hat{m}_{0,e}(X_i))(1-D_i^e)}{1-o_e(X_i)} \right)^2$  as an asymptotically unbiased estimator of the variance, to improve stability of the estimator we recommend to regress  $\hat{\eta}(X_i, e)^2$  onto  $X_i$ . This guarantees less variability in the estimated variance at the cost of potential bias due to possible parametric assumptions on how the variance changes with  $X_i$  within each environment  $e$ .

The advantage of the first approach is that is non-parametric and imposes weak assumptions on the properties and variance within each experiment. However, it requires implementing a matching estimators that can be slower in terms of computational time. The second approach is computationally very fast, but the estimated variance can be more unstable since it is constructed using the outcome of a single unit. To improve stability in this latter case, we can in addition leverage additional assumptions on the variance (but not necessarily on the conditional mean function) at the expense of a possible bias when estimating the variance.

## B Additional simulation studies

In this section, we investigate the numerical properties of the procedure through a set of additional simulations.

We consider a setting with  $n$  units in two environments  $e \in \{0, 1\}$  with  $T_e \in \{0, 1\}$ , each associated with a vector of covariates  $X_{i,e}$  of dimension  $p$ . We vary the dimension of covariates  $p \in \{5, 7, 8, 10\}$  and sample size  $n \in \{400, 600\}$ . For  $p = 5$ , all entries of  $X$  are binary and drawn as  $X_i^{(j)} \sim_{i.i.d.} \text{Bern}(0.5), j \in \{1, \dots, 5\}$ . For  $X_i^{(j)}, j > 5$  we draw independently and uniformly each entry from  $\{1, 2, \dots, 5\}$ . Therefore, for  $p = 7$ , covariates contain two entries that take five values in total, and the remaining entries are binary, for  $p = 8$  three covariates are continuous and for  $p = 10$  ten covariates are continuous. This setting simulates scenarios where the effective number of  $|\mathcal{T}| \times |\mathcal{X}_n|$  varies, with  $p = 5$  having sixty-four possible types in total (also counting the two environments) and for  $p = 7$  having more than one-thousand possible types.



We simulate the outcome of unit  $i$  in environment  $e$  as

$$Y_i^e = [T_e, X_{i,e}]^\top \beta_{D_i^e} + \varepsilon_i, \quad \varepsilon_i \sim_{i.i.d.} \mathcal{N}(0, \gamma^2), \quad D_i^e \sim_{i.i.d.} \text{Bern}(0.5)$$

where  $\beta_1 = (0, 1, 2, \dots)$  and  $\beta_0 = (1, \dots, 1)$ , and  $\gamma^2 = 5$  to simulate settings with relatively noisy (but not too noisy) observations. Here, the coefficients capture heterogeneity in covariates and environments, for simplicity linear in covariates. We consider as property the conditional average treatment effect  $\phi(x, e) = \mathbb{E}[Y_i^e | T_e, X_{i,e} = x, D_i^e = 1] - \mathbb{E}[Y_i^e | T_e, X_{i,e} = x, D_i^e = 0]$ . For simplicity, we take  $p(x) = \frac{1}{|\mathcal{X}_n|}$  as the target distribution of covariates.

## B.1 Estimation of nuisance functions

For  $p \in \{5, 7\}$ , we construct estimates of  $\phi(x, e)$  and  $\eta(x, e)$  via matching without replacement as described in Algorithm 4. Specifically, we loop over each unit  $i$  in environment  $e$ . Each iteration, we find at least four units in the same environment  $e$  of unit  $i$  with closest Euclidean distance value in covariates  $X_{i,e}$ . We group all such units together, and remove the matched units from the loop. For  $p = 5$ , this typically corresponds to using units with exactly the same value of  $(x, e)$  for each of the sixty-four combinations of  $(x, e)$ . (Whenever there are more than four units with exactly the same values of  $(X_i, T_e)$  we use all such units in the group.) For  $p = 7$ , this approach allows us to construct estimates  $\hat{\phi}(x, e)$  for different but similar values of  $(x, e) \in \mathcal{X}_n \times \{0, 1\}$ , using as the groups' value of  $x$  its median value within the group.

We then estimate  $\hat{\phi}(x, e)$  using the double-robust score in Equation (19). The conditional mean function  $m(\cdot)$  and propensity score  $o(\cdot)$  in Equation (19) are estimated with Lasso with five-fold cross-fitting (see e.g. [Athey and Wager, 2021](#)) using all data in environment  $e$  only. The penalty for Lasso is estimated via cross-validation. The estimated conditional mean function controls for all covariates, the treatment and its interaction with all covariates. The propensity score controls for all covariates. For simplicity, we estimate  $\hat{\eta}$  as the sample variance of  $\hat{\phi}(x, e)$  within each group  $(x, e)$ .

After we construct  $\hat{\phi}(x, e)$ , we consider each  $\hat{\phi}(x, e)$  as a sample observation as in Section 5. To measure the accuracy of the estimators, Figure 6 reports in logarithmic scale the absolute error when estimating the average treatment effect, the squared error for estimating the conditional average treatment effect  $\phi(x, e)$ , and the squared error for  $\eta(x, e)$ . On the  $y$ -axis we report the variance of the outcome  $\gamma^2$ , for values  $\gamma^2 \in \{0.1, 1, 5\}$ . Figure 6 shows that for  $\gamma^2 = 0.1$ , each estimator has essentially no error. This scenario corresponds to setting where no pooling is required, as researchers have precise treatment effects estimate for *each*

individual in the population. Whenever  $\gamma^2 = 5$  instead, estimators are mostly unbiased on average (the error for the average effect is small), but present non-negligible error both for estimating  $\phi(x, e)$  and for estimating  $\eta(x, e)$ . We therefore think of this as the most interesting case: researchers may want to learn where effects generalize before conducting large scale experiments across *all* sites. Finally,  $\gamma^2 = 1$  is an intermediate case.

For  $p \in \{8, 10\}$  we conduct estimation using Algorithm 5 where each estimated property corresponds to a *single* observation and no matching is required. This approach avoids curse of dimensionality of matching. The variance  $\hat{\eta}(x, e)$  is estimated using a parametric variance estimator within each environment  $e$  linear in covariates. Therefore, Algorithm 5 estimates  $\hat{\phi}(x, e)$  completely non-parametrically and leverages parametric assumptions on  $\hat{\eta}(x, e)$  for its estimation.

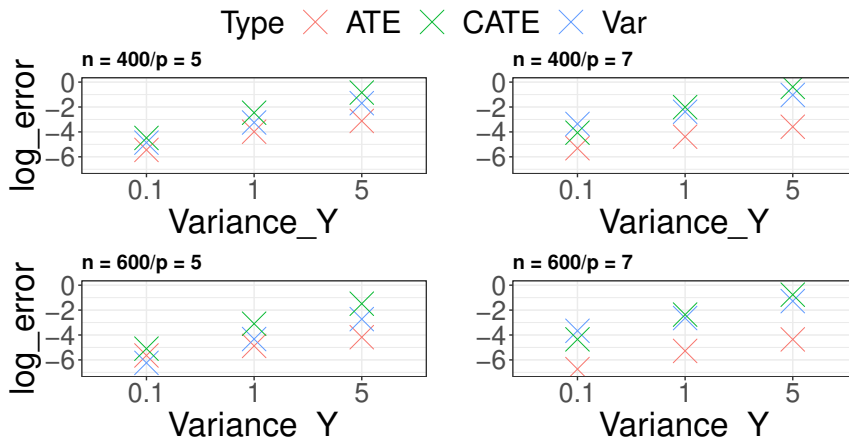


Figure 6: Estimation error of nuisance functions  $\phi(x, e), \eta(x, e)$  obtained over one-hundred replications with  $n = 600$  using Algorithm 4 for  $p \in \{5, 7\}$ . Y-axis reports the estimation error in log-scale for different target estimands and x-axis varies the variance  $\gamma^2$  of the outcome. Estimation of  $\hat{\phi}(x, e), \hat{\eta}(x, e)$  proceeds as follows: (i) we form groups of observations of  $(x, e)$  by matching observations sequentially via matching without replacement with at least four other units with closest values of  $x$  (in Euclidian metric) within the same environment  $e$ ; (ii) within each group, we estimate  $\hat{\phi}(x, e)$  using the doubly robust score in Equation (19) with the conditional mean function and propensity score estimated via lasso and  $\hat{\eta}(x, e)$  using the sample variance of the pseudo-true outcome within each  $(x, e)$ . Estimation error of  $\hat{\phi}, \hat{\eta}$  measured using three metrics. “ATE” corresponds to  $|\frac{1}{E|\mathcal{X}_n|} \sum_{x,e} \mathbb{E}[\hat{\phi}(x, e)] - \mathbb{E}[\phi(X, e)]|$  and measure the bias of  $\hat{\phi}(x, e)$ ; “CATE” measures the average squared loss  $\frac{1}{E|\mathcal{X}_n|} \sum_{x,e} (\hat{\phi}(x, e) - \phi(x, e))^2$ ; “Var” measures the squared error for estimating  $\eta(x, e)$ , precisely  $\frac{1}{E|\mathcal{X}_n|} \sum_{x,e} (\hat{\eta}(x, e) - \eta(x, e))^2$ .

## B.2 Generalizability aware tree and benchmark comparisons

We focus on implementing the generalizability aware prediction through a tree-based method — that we name G-Aware Tree — as described in Section 5.2. We consider a tree with depth  $L = 3$  so that we have at most  $G = 8$  possible archetypes. We benchmark its performance to the sample mean and three other methods.

The second method is a regression tree with similar depth  $L = 3$ . This is the closest and

most comparable method, as it considers the same prediction function class as our procedure but ignores the generalizability task we introduced here. To make the regression tree the most comparable to our procedure, we pass to the tree the same estimates  $\hat{\phi}(x, e)$  used for estimating the G-Aware Tree as sample observations.

The third method we consider is generalized random forest (GRF), as described in [Athey et al. \(2019\)](#), and implemented with default options from its corresponding R package. GRF is a powerful technique to study treatment effects heterogeneity and considers a more complex function class compared to a simple tree. Therefore, it is expected to outperform simple regression trees. However, as other methods in this literature, it fails to classify observations as generalizable and not generalizable and construct generalizability-aware predictions as we study here.

The last benchmark method we consider is an Empirical Bayes procedure. Such procedure forms for each  $(x, e)$  a posterior expectation of  $\phi(x, e)$  under a Gaussian prior  $\phi(x, e) \sim \mathcal{N}(\mu, r^2)$  with  $\mu$  replaced by the empirical mean  $\hat{\mu} = \frac{1}{|X_n|E} \sum_{x,e} \hat{\phi}(x, e)$  and  $r^2$  replaced by  $\hat{r}^2 = \frac{1}{E|X_n|} \sum_{x,e} \left[ \hat{\phi}(x, e)^2 - \hat{\eta}(x, e)^2 \right] - \hat{\mu}^2$  corresponding to the estimated variance of  $\phi(x, e)$  absent estimation error. In the absence of estimation error, this procedure perfectly predicts each  $\phi(x, e)$  and therefore is expected to outperform *any* other competitor. Its performance however deteriorates as the estimation error increases: for larger error, it shrinks more observations towards a common mean.

Because here we report the loss function relative to the one of the sample mean, large improvements over the sample mean of the Bayes procedure signifies large weight assigned to each estimated property. For instance, with binary covariates, we can think of the Empirical Bayes estimator as a parametric regression method that *correctly* controls for all available covariates.

### B.3 Results

We evaluate each procedure by simulating data over one hundred replications. We report in logarithmic scale the population reward for each procedure  $\log(W_\phi(\pi; \sigma, \bar{\phi}))$  as a function of  $\sigma \in \{0.1, 0.5, 10\}$ , minus the log-population reward  $\log(W_\phi(\pi = 1; \sigma, \bar{\phi}))$  when using the overall sample mean as a predictor for  $\bar{\phi}$ . Higher values of  $\sigma$  imply a higher cost for abstaining from prediction. In particular,  $\sigma = 10$  implies that making no prediction is prohibitively expensive. Therefore, we expect that the G-Aware Tree collapses (up-to small numerical error) to a simple regression tree for  $\sigma = 10$ . The case where  $\sigma \in \{0.1, 0.5\}$  are the two more interesting cases. In particular, [Figure 9](#) shows that for  $\sigma = 0.1$  and similarly for  $\sigma = 0.5$

the percentage of individuals for which effects are not generalizable oscillates between sixty and fifty percents for the high variance case. Whenever  $\sigma = 10$  the G-Aware Tree collapses to a simple regression tree where effects are not generalizable for none of the units.

Figure 7 collects our results. For  $\sigma \in \{0.1, 0.5\}$  (Low and Medium cost), G-Aware Tree outperforms *all* competitors, including Generalized Random Forest (despite GRF corresponding to a more complex function class). The performance improvement is more substantial in settings with larger variance. This is expected, as with a smaller variance of  $\hat{\phi}(x, e)$ , predictions become more accurate for each  $(x, e)$ , and claiming ignorance implicitly becomes more costly. This suggests that our procedure performs particularly well compared to alternatives.

For a sanity check, we also report results where  $\sigma = 10$ , where abstaining from making predictions becomes prohibitively costly. In this case, our method collapses to be a simple regression tree. In this case, Generalized Random Forest or Empirical Bayes outperforms a simple regression tree, as we might expect, given the simple structure of a regression tree and its model misspecification for  $p = 7$  (since the linear conditional average effect cannot be approximated by the regression tree).

In Figure 8 we report results for  $p \in \{8, 10\}$  using as estimators the ones returned from Algorithm 5. In this case we observe similarly patterns observed before. The proposed procedure outperforms all competitors when  $\sigma$  is not too large, and collapses to a regression tree otherwise.

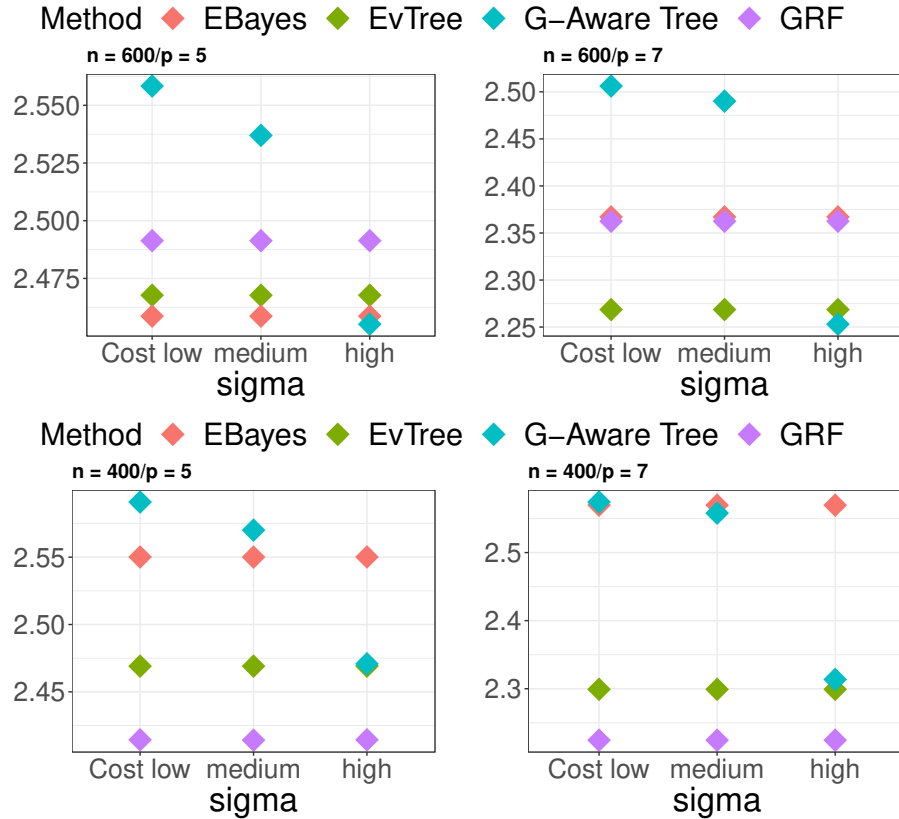


Figure 7: Results for  $n = 600$  and  $n = 400$  over 100 replication with  $\gamma^2 = 5$  and estimation through the binning Algorithm 4. Y-axis reports in logarithmic scale the difference between the reward of each method and the reward when using the sample mean for predicting each property. G-Aware Tree corresponds to our method with three different choices of  $\sigma$  in the x-axis (low, medium and high corresponding to  $\sigma^2 \in \{0.1, 0.5, 10\}$  respectively). For  $\sigma = 10$ , claiming lack of generalizability is prohibitively expensive, and G-Aware Tree is expected to collapse to EvTree (up to small numerical error). For  $\sigma^2 \in \{0.1, 0.5\}$ , G-Aware Tree is allowed to claim non-generalizability for some but not necessarily all the groups. All other methods do not account for generalizability-aware predictions. These are GRF, that corresponds to Generalized Random Forest with default package options, EBayes corresponds to an empirical Bayes procedure that predicts each property separately using the posterior mean under a Gaussian prior and EvTree, an optimal regression tree estimated using Evolutionary algorithm. Both EvTree and EBayes use as input the same estimated properties as G-Aware obtained after binning those with the same values of covariates. There are two environments and  $p \in \{5, 7\}$  covariates. For  $p = 5$  all covariates are binary and for  $p = 7$  two covariates take value between  $\{1, \dots, 5\}$ . The conditional treatment effect is linear in covariates.

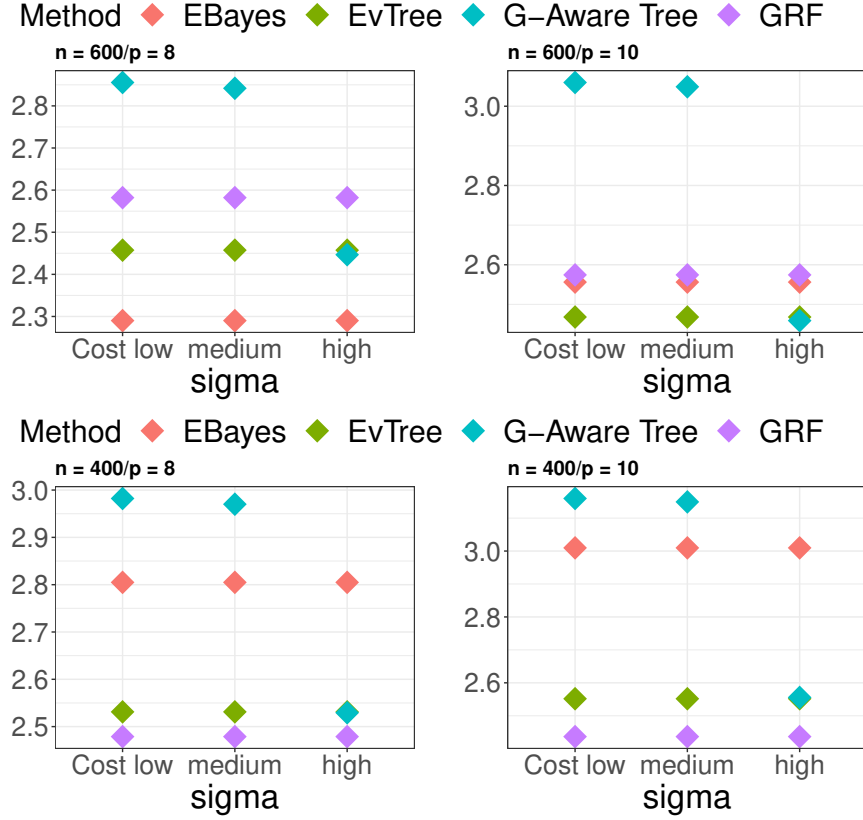


Figure 8: Results for  $n = 600$  and  $n = 400$  over 100 replication with  $\gamma^2 = 5$  and estimation through the regression Algorithm 5 without binning and with a larger set of continuous covariates. Y-axis reports in logarithmic scale the difference between the reward of each method and the reward when using the sample mean for predicting each property. G-Aware Tree corresponds to our method with three different choices of  $\sigma$  in the x-axis (low, medium and high corresponding to  $\sigma^2 \in \{0.1, 0.5, 10\}$  respectively). For  $\sigma = 10$ , claiming lack of generalizability is prohibitively expensive, and G-Aware Tree is expected to collapse to EvTree (up to small numerical error). For  $\sigma^2 \in \{0.1, 0.5\}$ , G-Aware Tree is allowed to claim non-generalizability for some but not necessarily all the groups. All other methods do not account for generalizability-aware predictions. These are GRF, that corresponds to Generalized Random Forest with default package options, EBayes corresponds to an empirical Bayes procedure that predicts each property separately using the posterior mean under a Gaussian prior and EvTree, an optimal regression tree estimated using Evolutionary algorithm. Both EvTree, EBayes and G-Aware Tree take as input the pseudo-true mean in Equation (19) with the same estimated nuisance functions as values of  $\hat{\phi}(X_{i,e}, e)$ . There are two environments and  $p \in \{8, 10\}$  covariates. For  $p = 8$  three covariates are continuous and for  $p = 10$  five covariates are continuous.

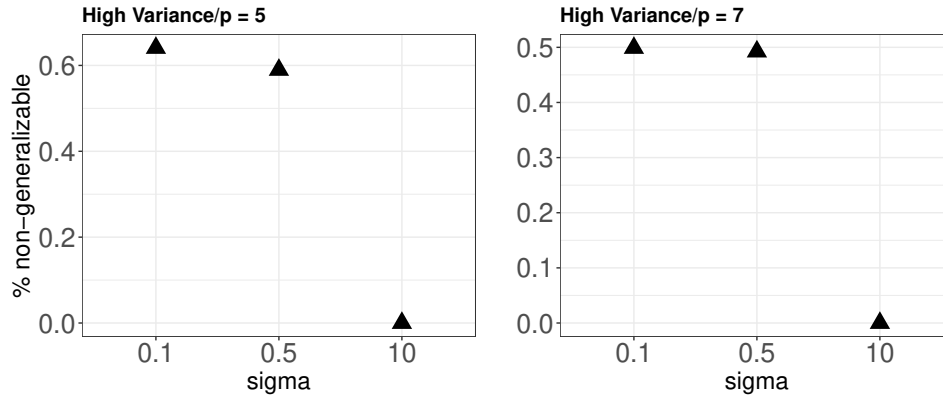


Figure 9: Example of percentage of units for which effects are found not to be generalizable for  $\gamma^2 = 5$  (high-variance) over one-hundred replications.

## C Empirical application: additional results

### C.1 Tree of depth two and three: additional figures

In Figure 10 we report the estimated trees using a depth two tree as in the main text.

In Figure 11 we report the share of each archetype for a depth-two tree with  $\sigma^2 = 2.5$ .

In Figure 12 we report the prediction for each archetype using a depth-two tree as a function of the baseline consumption and asset index.

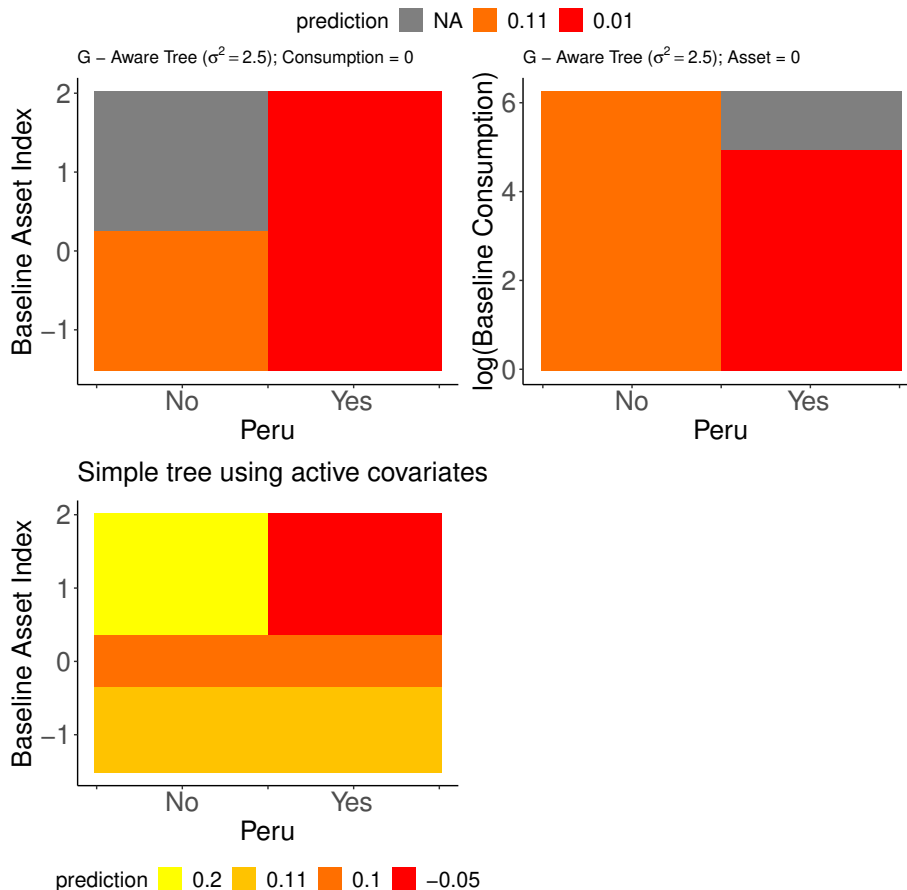


Figure 10: Estimated G-Aware Trees as a function of observable characteristics (consumption refers to total consumption in log-scale). The panel at the top reports the G-Aware tree for medium cost of ignorance (corresponding to  $\sigma^2 = 2.5$ ) and the panel at the bottom reports the tree where no units is allowed to be part of the basin of ignorance and uses as covariates for estimation baseline consumption, baseline index and whether an observation is in Peru (this is imposed for the figures to be comparable having the same two-dimensional covariate space – for the tree allowed to use all covariates for estimation refer to Figure 12, right-panel). The final estimated tree with no basin of ignorance does not find baseline consumption to be a relevant predictor. For  $\sigma^2 = 2.5$ , individuals with sufficiently high consumption or asset index (typically these two are correlated) are classified in the basin of ignorance. For  $\sigma^2 \rightarrow \infty$  the tree presents a very different structure that may be driven by including individuals that should be classified as part of the basin of ignorance into the estimation procedure.

In Figure 13 we report the composition of a depth-three tree with four archetypes and  $\sigma^2 = 1.5$ , showing that two of these archetypes have almost identical predictions across all outcomes and therefore can be merged together.

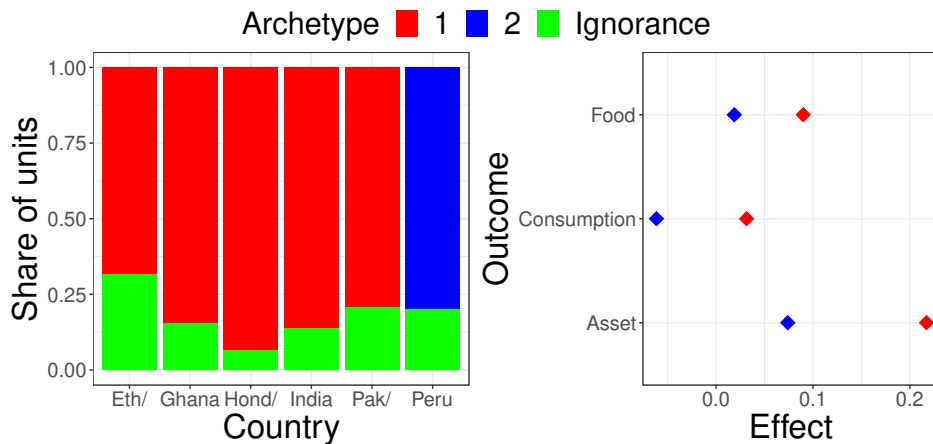


Figure 11: Empirical results for G-Aware tree of depth two ( $G = 4$ ). The left-hand side panel reports the composition of each archetype and basin of ignorance by country. The right-hand side panel reports the prediction for each outcome variable associated with each archetype (for  $\sigma^2 = 2.5$ )

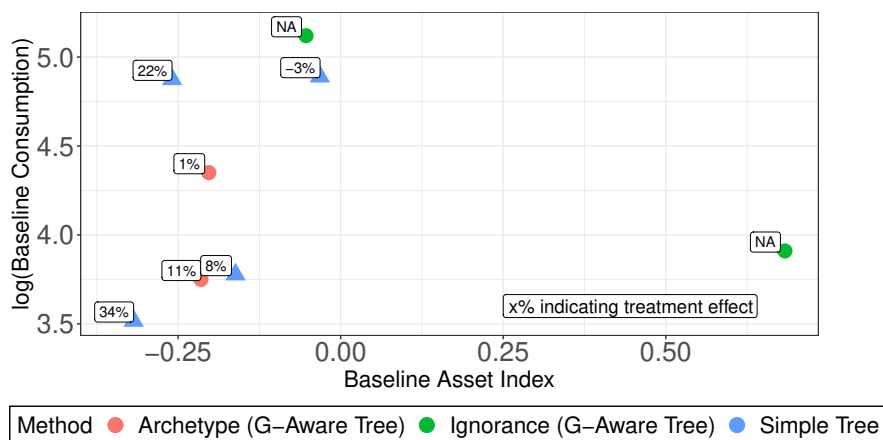


Figure 12: Empirical results for a G-Aware Tree of depth two. The panel reports in red dots the median value of baseline log-consumption and the asset index (x and y-axes) for each archetype discovered by the G-Aware tree with medium cost of ignorance (corresponding to  $\sigma^2 = 2.5$ ) and the median values for elements in the basin of ignorance discovered by this same G-Aware tree. The blue dots correspond to the archetypes discovered by a simple tree with no basin of ignorance ( $\sigma^2 = 5.5$ ). The reported value next to each dot corresponds to the average predicted treatment effect, averaged over the three outcomes of interest. The figure illustrates that ignoring ignorance can (i) substantially modify the structure of the estimated archetypes and (ii) possibly pollute predictions with outliers.

## C.2 Binary outcome case: figures and results

Finally, in Figures 14, 15, 16 we report results with binary outcomes, where predictions correspond to the probability that the effect is positive. As before, we observe that the basin of ignorance mostly correspond to individuals with higher asset index and consumption, and effects are the largest with individuals fairly low consumptions and assets. We also find additional groups where effects are around zero, mostly for individuals with medium level of assets or medium level of baseline consumption.



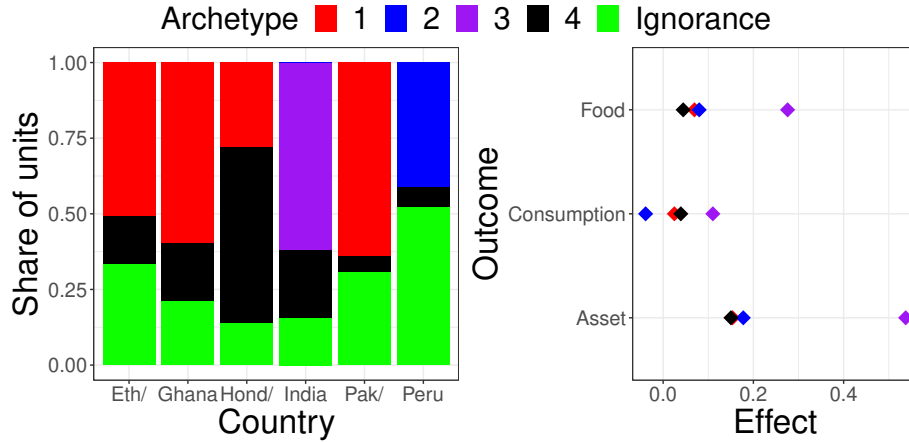


Figure 13: Empirical results for G-Aware tree of depth three ( $G = 4$ ) where we do not merge archetype one and four. The left-hand side panel reports the composition of each archetype and basin of ignorance by country. The right-hand side panel reports the prediction for each outcome variable associated with each archetype (for  $\sigma^2 = 1.5$ ). The figure shows that two archetypes produce almost identical predictions and can be merged into a single archetype.

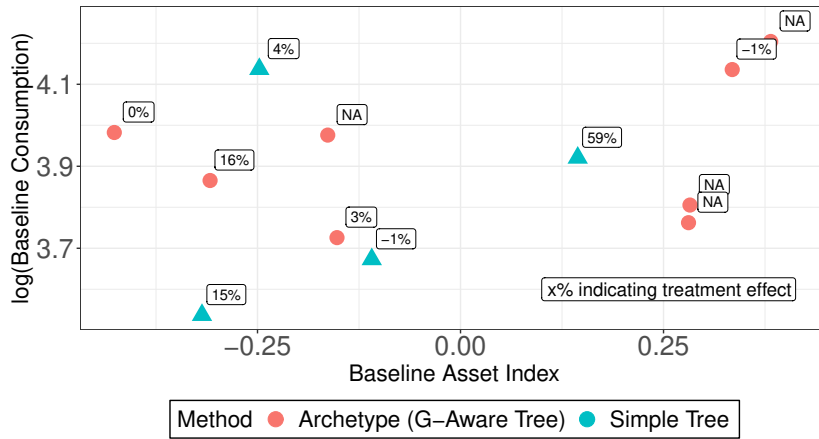


Figure 14: Binary outcome indicating whether the effect is positive (across all outcomes). Depth three tree with  $G \leq 4$ .

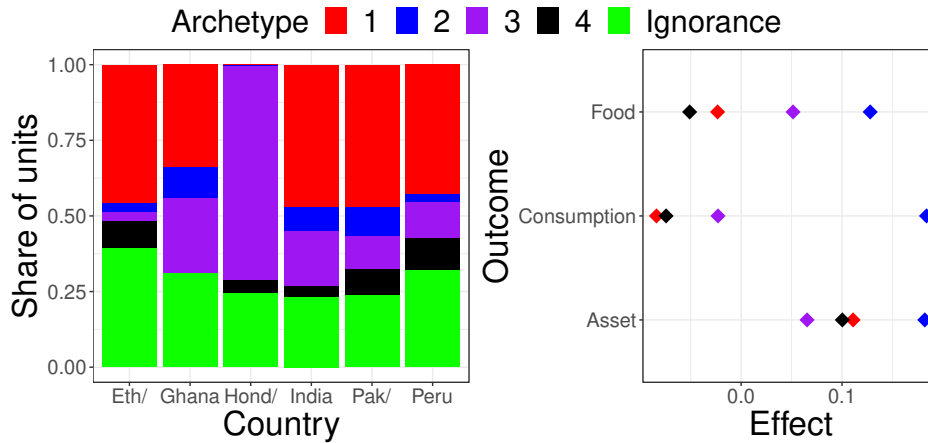


Figure 15: Binary outcome indicating whether the effect is positive (across all outcomes). Depth three tree with  $G \leq 4$  and  $\sigma^2 = 1$ .

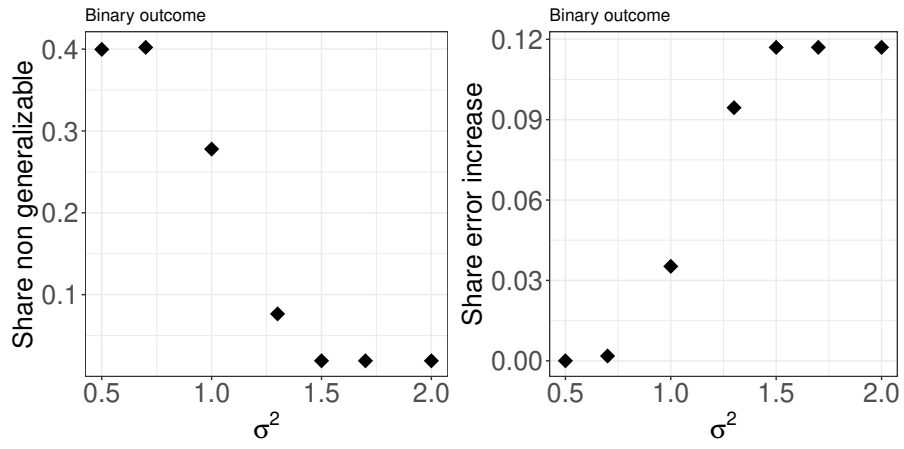


Figure 16: Binary outcome indicating whether the effect is positive (across all outcomes). Depth three tree with  $G \leq 4$  and  $\sigma^2 = 1$ .

## D Additional algorithms

---

### Algorithm 3 InfeasibleTree

---

**Require:** Depth  $L$ , number of splits  $K$ , observable space  $\tilde{\mathcal{X}}_n \subseteq \mathcal{X}_n \times \mathcal{T}$ , minimum units  $\underline{n}$

- 1: Remove units for which  $(x, t) \notin \tilde{\mathcal{X}}_n$
  - 2: For remaining units define  $\tilde{x} = (x, t) \in \tilde{\mathcal{X}}_n$
  - 3: **if**  $L = 1$  **then**
  - 4:     **for**  $j \in \{1, \dots, p\}$  **do**
  - 5:         Divide  $\tilde{x}_j$  into  $K$  equally spaced values  $\tilde{x}_j^1, \dots, \tilde{x}_j^K$
  - 6:         **for**  $k \in \{1, \dots, K\}$  **do**
  - 7:             Compute for  $\hat{\Delta}^\alpha(g), g \in \{2, 3\}$  in Equation (23),  $\lambda_{x,e}$  in Equation (10)
  - 8:             
$$E_{L,j,k} = \min \left\{ \sigma^2 \sum_{(x,e):(x,T_e) \leq t_{j,k}^*} \lambda_{x,e}, \hat{\Delta}^\alpha(2) \right\} + \min \left\{ \sigma^2 \sum_{(x,e):(x,T_e) > t_{j,k}^*} \lambda_{x,e}, \hat{\Delta}^\alpha(3) \right\}$$
  - 9:             Define
  - 10:             
$$I_2 = 1 \left\{ \sigma^2 \sum_{(x,e):(x,T_e) \leq t_{j,k}^*} \lambda_{x,e} < \hat{\Delta}^\alpha(2) \right\}, I_3 = 1 \left\{ \sigma^2 \sum_{(x,e):(x,T_e) > t_{j,k}^*} \lambda_{x,e} < \hat{\Delta}^\alpha(3) \right\}$$
  - 11:             If  $I_2 \times \sum_{(x,T_e) \leq t_{j,k}^*} \in (0, \underline{n}]$  or  $I_3 \times \sum_{(x,T_e) > t_{j,k}^*} \in (0, \underline{n}]$ , set  $E_{L,j,k} = \infty$
  - 12:         **end for**
  - 13:     **end for**
  - 14:     **return** split  $(L, j, k)$  with smallest  $E_{L,j,k}$  and loss  $E_{L,j,k}$
  - 15: **else**
  - 16:     **for**  $j \in \{1, \dots, p\}$  **do**
  - 17:         Divide  $\tilde{x}_j$  into  $K$  equally spaced values  $\tilde{x}_j^1, \dots, \tilde{x}_j^K$
  - 18:         **for**  $k \in \{1, \dots, K\}$  **do**
  - 19:             Define  $t_{j,k}^* = \tilde{x}_j^k$ ,
  - 20:             Define  $\tilde{\mathcal{X}}_{n1} = \tilde{\mathcal{X}}_n$  for which  $\tilde{x}_j \leq t_{j,k}^*$  and  $\tilde{\mathcal{X}}_{n2} = \tilde{\mathcal{X}}_n$  for which  $\tilde{x}_j > t_{j,k}^*$
  - 21:             Run InfeasibleTree(L-1,  $K, \tilde{\mathcal{X}}_{n1}, \underline{n}$ ) and InfeasibleTree(L-1,  $K, \tilde{\mathcal{X}}_{n2}, \underline{n}$ )
  - 22:             Define  $E_{L,j,k}$  the sum of the losses returned by the two infeasible trees
  - 23:             Define  $W_{L,j,k}$  the list of splits returned by the two infeasible trees
  - 24:         **end for**
  - 25:     **end for**
  - 26:     **return**  $(L, j, k, W_{L,j,k})$  as a split for  $(j, k)$  with smallest  $E_{L,j,k}$ , and  $E_{L,j,k}$  as a loss
  - 27: **end if**
-

---

**Algorithm 4** Regression adjustments with continuous covariates and variance estimation with non-parametric matching

---

**Require:**  $\bar{K}$  number of folds and  $\lambda$ , size of the matching set

- 1: **for**  $e \in \{1, \dots, E\}$  **do**
  - 2:     Denote  $n_e$  the number of units in environment  $e$
  - 3:     Split units  $i$  in environment  $e$  into  $\bar{K}$  folds
  - 4:     For each unit  $i$  in environment  $e$ , estimate  $m_{1,e}(x)$ ,  $m_{0,e}(x)$  and  $o_e(x)$  as in Equation (19) using machine learning procedure (e.g., Lasso or Random Forest), using units in all folds in environment  $e$  except those in the fold containing unit  $i$
  - 5:     Define  $\mathcal{S}_e = \{1, \dots, n_e\}$
  - 6:     **for**  $i \in \mathcal{S}_e$  **do**
  - 7:         Find  $\lambda$  other units in environment  $e$  closest to unit  $i$  in environment  $e$  in Euclidean distance of  $x$ . If more than  $\lambda$  units exists for which such distance is exactly zero, use all of them. Denote such a group as  $\mathcal{U}$ . Remove such units from the set  $\mathcal{S}_e$
  - 8:         Define  $\bar{x}$  the column-wise median value of  $X_{i,e}$  for  $i \in \mathcal{U}$ .
  - 9:         Construct  $\hat{\phi}(\bar{x}, e)$  as the average of  $\tilde{Y}_i^e$ ,  $i \in \mathcal{U}$  with  $\tilde{Y}_i^e$  as in Equation (19) with plug-in estimated conditional mean functions and propensity scores
  - 10:         Construct  $\hat{\eta}(x, e)$  as the sample variance of  $\tilde{Y}_i^e$ ,  $i \in \mathcal{U}$  with plug-in estimated conditional mean functions and propensity scores
  - 11:     **end for**
  - 12: **end for**
- return**  $\hat{\phi}(\bar{x}, e)$ ,  $\hat{\eta}(\bar{x}, e)$  for all values of  $(\bar{x}, e)$  constructed in the algorithm
- 

**Algorithm 5** Estimation with parametric variance

---

**Require:**  $\bar{K}$  number of folds, boolean “Model\_Variance”

- 1: **for**  $e \in \{1, \dots, E\}$  **do**
  - 2:     Split units  $i$  in environment  $e$  into  $\bar{K}$  folds
  - 3:     For each unit  $i$  in environment  $e$ , estimate  $m_{1,e}(x)$ ,  $m_{0,e}(x)$  as in Equation (19) using machine learning procedure (e.g., Lasso or Random Forest), using units in all folds in environment  $e$  except those in the fold containing unit  $i$
  - 4:     Construct  $\hat{\phi}(X_{i,e}, e)$  as the average of  $\tilde{Y}_i^e$  with  $\tilde{Y}_i^e$  as in Equation (19) with plug-in estimated conditional mean functions and known propensity scores
  - 5:     Construct  $\hat{\eta}(x, e)^2 = \left( \frac{(Y_i - \hat{m}_{1,e}(X_{i,e}))D_i^e}{o_e(X_{i,e})} - \frac{(Y_i - \hat{m}_{0,e}(X_{i,e}))(1 - D_i^e)}{1 - o_e(X_{i,e})} \right)^2$  with plug-in estimated conditional mean functions
  - 6:     If “Model\_Variance” is true, regress  $\hat{\eta}(x, e)^2$  onto  $X_{i,e}$  for each unit  $i$  in environment  $e$  and report the predicted variance from this regression. Denote such predicted variance as  $\hat{\eta}(x, e)^2$ .
  - 7: **end for**
- return**  $\hat{\phi}(x, e)$ ,  $\hat{\eta}(x, e)$  for all values of  $(x, e)$  constructed in the algorithm
-

# E Proofs

## E.1 Notation and definitions

Here, we introduce the notations that we will use throughout our analysis. Define two sets

$$\bar{\mathcal{A}}_\alpha := \{(x, t) : \alpha(x, t) > 1\}, \quad \bar{\mathcal{A}}_\alpha^c := \{(x, t) : \alpha(x, t) = 1\}. \quad (20)$$

The first set denotes all groups except for the first group and the second set denotes its complement. Therefore it follows that we can write

$$\pi^\alpha(x, t) = 1 \{(x, t) \in \bar{\mathcal{A}}_\alpha\} \quad (21)$$

a binary indicator, equal to one if elements  $(x, t)$  is in the set  $\bar{\mathcal{A}}_\alpha$ .

For a given  $\alpha \in \mathcal{G}$ , we construct estimated groups' means in group  $g$  that we define with an abuse of notation whenever clear from the context as

$$\hat{\phi}_\alpha^*(g) = \frac{\sum_{(x,e):\alpha(x,T_e)=g} \lambda_{x,e} \hat{\phi}(x, e)}{\sum_{(x,e):\alpha(x,T_e)=g} \lambda_{x,e}}, \quad \lambda_{x,e} = w(T_e)p(x). \quad (22)$$

We form an estimate of the corresponding prediction loss as

$$\hat{\Delta}^\alpha(g) = \sum_{(x,e):\alpha(x,T_e)=g} \lambda_{x,e} \left( \left( \hat{\phi}_\alpha^*(g) - \hat{\phi}(x, e) \right)^2 - \hat{\eta}(x, e)^2 \right). \quad (23)$$

which implies that the estimated partition can also be written as

$$\hat{\alpha}^* = \arg \min_{\alpha \in \mathcal{G}} \sum_{g=2}^G \hat{\Delta}^\alpha(g) + \sigma^2 \sum_{(x,e):\alpha(x,T_e)=1} w(T_e)p(x), \quad \hat{\pi}^* = 1 \{(x, t) \in \bar{\mathcal{A}}_{\hat{\alpha}^*}\}. \quad (24)$$

We define

$$\left( \alpha^*, \bar{\phi}_{\alpha^*}^* \right) \in \arg \min_{\alpha \in \mathcal{G}, \bar{\phi} \in \mathcal{F}_\alpha} W_\phi(\pi^\alpha; \bar{\phi}).$$

Following [Devroye et al. \(2013\)](#)'s notation, for  $x_1^n = (x_1, \dots, x_n)$  being arbitrary points in  $\mathcal{X}_n^n$ , for a function class  $\mathcal{F}$ , with  $f \in \mathcal{F}$ ,  $f : \mathcal{X}_n \mapsto \mathbb{R}$ , let  $\mathcal{F}(x_1^n) = \{f(x_1), \dots, f(x_n) : f \in \mathcal{F}\}$ .

**Definition E.1.** For a class of functions  $\mathcal{F}$ , with  $f : \mathcal{X}_n \mapsto \mathbb{R}$ ,  $\forall f \in \mathcal{F}$  and  $n$  data points  $x_1, \dots, x_n \in \mathcal{X}_n$  define the  $l_q$ -covering number  $\mathcal{N}_q(\eta, \mathcal{F}(x_1^n))$  to be the cardinality of the smallest cover  $\{c_1, \dots, c_N\}$ , with  $s_j \in \mathbb{R}^n$ , such that for each  $f \in \mathcal{F}$ , there exist an  $c_j \in \{s_1, \dots, s_N\}$  such that  $(\frac{1}{n} \sum_{i=1}^n |f(x_i) - c_j^{(i)}|^q)^{1/q} < \eta$ . For  $\bar{F}$  the envelope of  $\mathcal{F}$ , define the Dudley's integral as  $\int_0^{2\bar{F}} \sqrt{\log(\mathcal{N}_1(\eta, \mathcal{F}(x_1^n)))} d\eta$ .  $\square$

For random variables  $X = (X_1, \dots, X_n)$ , denote  $\mathbb{E}_X[\cdot]$  the expectation with respect to  $X$ , conditional on the other variables inside the expectation operator.

**Definition E.2.** Let  $X_1, \dots, X_n$  be arbitrary random variables. Let  $\sigma = \{\sigma_i\}_{i=1}^n$  be *i.i.d* Rademacher random variables ( $P(\sigma_i = -1) = P(\sigma_i = 1) = 1/2$ ), independent of  $X_1, \dots, X_n$ . The empirical Rademacher complexity is

$$\mathcal{R}_n(\mathcal{F}) = \mathbb{E}_\sigma \left[ \sup_{f \in \mathcal{F}} \left| \frac{1}{n} \sum_{i=1}^n \sigma_i f(X_i) \right| \middle| X_1, \dots, X_n \right].$$

## E.2 Theorems

### E.2.1 Proof of Theorem 3.1

**Step 1: Notation and preliminaries** We will consider  $T$  as fixed (non-random), and implicitly condition on it. Define

$$\lambda_{x,e} = w(T_e)p(x).$$

Note that from Lemma E.1 (and Assumption 3.2) below, it follows that  $\sum_{(x,e):\alpha(x,T_e)=g} \lambda_{x,e} \geq \delta \underline{w} \underline{p} \underline{\kappa} E$  for every group  $g$  and  $\alpha \in \mathcal{G}$ , such that  $\sum_{(x,e):\alpha(x,T_e)=g} > 0$ . We let  $0/0 = 0$  for notational convenience.

Also, observe that  $\lambda_{x,e} \leq \frac{\bar{p}\bar{w}}{|\mathcal{X}_n|}$  by Assumption 3.1. Write

$$\bar{\lambda}_{x,e} = \lambda_{x,e} / \left( \frac{\bar{p}\bar{w}}{|\mathcal{X}_n|} \right). \quad (25)$$

By construction  $|\bar{\lambda}_{x,e}| \leq 1$ . Finally, define

$$M_{\alpha,g} := \sum_{(e,x):\alpha(x,T_e)=g} \lambda_{x,e}. \quad (26)$$

We will see that there are two sources of error that we will bound. One is the error from the bias of the estimated effect, because we do not correct for the right number of degrees of freedom, of smaller order  $\frac{1}{E|\mathcal{X}_n|}$  (see Lemma E.2). The second one is the estimation error of order  $\sqrt{\frac{\text{VC}(\mathcal{G})}{E|\mathcal{X}_n|}}$ , which is the dominant term.

Similar to what discussed in Section 3, define

$$\bar{\phi}_g^*(x, t) = \frac{\sum_{x,e:\alpha(x,T_e)=g} \lambda_{x,e} \phi(x, e)}{\sum_{x,e:\alpha(x,T_e)=g} \lambda_{x,e}},$$

the mean within group  $g$  over sampled sites and

$$\alpha^* = \arg \min_{\alpha \in \mathcal{G}} \sum_{e=1}^E \left\{ \sum_{(x,e):(x,T_e) \in \bar{\mathcal{A}}_\alpha} \lambda_{x,e} \left( \bar{\phi}_{\alpha(x,t)}^*(x, T_e) - \phi(x, e) \right)^2 + \sigma^2 \sum_{(x,e):(x,T_e) \in \bar{\mathcal{A}}_\alpha^c} \lambda_{x,e} \right\},$$

the maximizing partition over sampled sites only (using the *true*  $\phi(x, e)$ ).

It follows that

$$\left( \alpha^*, \bar{\phi}_{\alpha^*}^* \right) \in \arg \min_{\alpha \in \mathcal{G}, \bar{\phi} \in \mathcal{F}_\alpha} W_\phi(\pi^\alpha; \bar{\phi}).$$

With an abuse of notation, whenever clear from the context, we will refer to  $\hat{\phi}_\alpha^*(g) = \hat{\phi}_\alpha^*(x, T_e)$  for  $\alpha(x, T_e) = g$  (the estimated group mean in  $g$ ) and similarly for  $\bar{\phi}_\alpha^*(g) = \bar{\phi}_\alpha^*(x, T_e)$  for  $\alpha(x, T_e) = g$ .

**Step 2: Initial decomposition of the integrand** Next, we decompose the integrand  $W_\phi(\pi^{\alpha^*}, \bar{\phi}_{\alpha^*}^*) - W_\phi(\hat{\pi}^*; \hat{\phi}_{\hat{\alpha}}^*)$ . We can write

$$W_\phi(\pi^{\alpha^*}, \bar{\phi}_{\alpha^*}^*) - W_\phi(\hat{\pi}^*; \hat{\phi}_{\hat{\alpha}}^*) = \underbrace{W_\phi(\pi^{\alpha^*}, \bar{\phi}_{\alpha^*}^*) - \hat{W}(\pi^{\alpha^*}; \hat{\phi}_{\alpha^*}^*)}_{(I)} + \underbrace{\hat{W}(\pi^{\alpha^*}; \hat{\phi}_{\alpha^*}^*) - W_\phi(\hat{\pi}^*; \hat{\phi}_{\hat{\alpha}}^*)}_{(II)}.$$

We study (I) and (II) separately. Consider (I) first. Note that we have

$$W_\phi(\pi^{\alpha^*}, \bar{\phi}_{\alpha^*}^*) + \sigma^2 = \frac{1}{E} \left\{ \sum_{g=2}^G \sum_{(x,e):\alpha^*(x,e)=g} \lambda_{x,e} \left( \bar{\phi}_{\alpha^*}^*(x, T_e) - \phi(x, e) \right)^2 + \sigma^2 \sum_{(x,e):\alpha^*(x,e)=1} \lambda_{x,e} \right\}$$

$$\hat{W}(\pi^{\alpha^*}; \sigma, \hat{\phi}_{\alpha^*}^*) + \sigma^2 = \frac{1}{E} \left\{ \sum_{g=2}^G \hat{\Delta}^{\alpha^*}(g) + \sigma^2 \sum_{(x,e):\alpha^*(x,e)=1} \lambda_{x,e} \right\}.$$

Therefore, we can write

$$|\mathbb{E}[(I)]| = \left| \frac{1}{E} \left\{ \sum_{g=2}^G \mathbb{E}[\hat{\Delta}^{\alpha^*}(g)] - \sum_{(x,e):\alpha^*(x,e)=g} \lambda_{x,e} \left( \bar{\phi}_{\alpha^*}^*(g) - \phi(x, e) \right)^2 \right\} \right| \leq \frac{\bar{w}^2 \bar{\eta}^2 \bar{p}^2}{\underline{p} \delta \underline{w} \kappa E |\mathcal{X}_n|}$$

from Lemma E.2.

Consider now (II). We write

$$\hat{W}(\pi^{\alpha^*}; \hat{\phi}_{\alpha^*}^*) - W_\phi(\hat{\pi}^*; \hat{\phi}_{\hat{\alpha}}^*) \leq \hat{W}(\hat{\pi}^*; \hat{\phi}_{\hat{\alpha}}^*) - W_\phi(\hat{\pi}^*; \hat{\phi}_{\hat{\alpha}}^*)$$

using the fact that  $\hat{W}(\pi^{\alpha^*}; \hat{\phi}_{\alpha^*}^*) \leq \hat{W}(\hat{\pi}^*; \hat{\phi}_{\hat{\alpha}}^*)$ , since  $\hat{\pi}, \hat{\alpha}$  correspond to the maximizer of the empirical reward  $\hat{W}(\cdot)$ .

Next, because  $\hat{\pi}^* = 1\{(x, t) \in \bar{\mathcal{A}}_{\hat{\alpha}}\}$ , from the triangular inequality, adding and subtracting

the relevant components, we can write

$$\begin{aligned}
\hat{W}(\hat{\pi}^*; \hat{\phi}_\alpha^*) - W_\phi(\hat{\pi}^*; \hat{\phi}_\alpha^*) &\leq \sup_{\alpha \in \mathcal{G}} \left| \hat{W}(\pi^\alpha; \hat{\phi}_\alpha^*) - W_\phi(\pi^\alpha; \hat{\phi}_\alpha^*) \right| \\
&= \sup_{\alpha \in \mathcal{G}} \left| \hat{W}(\pi^\alpha; \hat{\phi}_\alpha^*) - \mathbb{E}[\hat{W}(\pi^\alpha; \hat{\phi}_\alpha^*)] + \mathbb{E}[\hat{W}(\pi^\alpha; \hat{\phi}_\alpha^*)] - W_\phi(\pi^\alpha; \hat{\phi}_\alpha^*) + W_\phi(\pi^\alpha; \bar{\phi}_\alpha^*) - W_\phi(\pi^\alpha; \bar{\phi}_\alpha^*) \right| \\
&\leq \underbrace{\sup_{\alpha \in \mathcal{G}} \left| \hat{W}(\pi^\alpha; \hat{\phi}_\alpha^*) - \mathbb{E}[\hat{W}(\pi^\alpha; \hat{\phi}_\alpha^*)] \right|}_{(j)} + \underbrace{\sup_{\alpha \in \mathcal{G}} \left| W_\phi(\pi^\alpha; \bar{\phi}_\alpha^*) - \mathbb{E}[\hat{W}(\pi^\alpha; \hat{\phi}_\alpha^*)] \right|}_{(jj)} \\
&\quad + \underbrace{\sup_{\alpha \in \mathcal{G}} \left| W_\phi(\pi^\alpha; \bar{\phi}_\alpha^*) - W_\phi(\pi^\alpha; \hat{\phi}_\alpha^*) \right|}_{(jjj)}.
\end{aligned}$$

Therefore, we can write

$$\mathbb{E} \left[ W_\phi(\pi^*; \bar{\phi}_{\alpha^*}^*) - W_\phi(\hat{\pi}^*; \hat{\phi}_\alpha^*) \right] \leq \mathbb{E}[(j)] + \mathbb{E}[(jj)] + \mathbb{E}[(jjj)]. \quad (27)$$

**Step 3: Decomposing the supremum of the empirical process into three components for (j)** We can write

$$\begin{aligned}
\sup_{\alpha \in \mathcal{G}} \left| \hat{W}(\pi^\alpha; \hat{\phi}_\alpha^*) - \mathbb{E}[\hat{W}(\pi^\alpha; \hat{\phi}_\alpha^*)] \right| &\leq \underbrace{\sup_{\alpha \in \mathcal{G}} \left| \frac{1}{E} \sum_{(x,e): \alpha(x, T_e) > 1} \lambda_{x,e} \left( \hat{\phi}(x, e)^2 - \mathbb{E}[\hat{\phi}(x, e)^2] \right) \right|}_{(A)} \\
&\quad + \underbrace{\sup_{\alpha \in \mathcal{G}} \left| \frac{1}{E} \sum_{(x,e): \alpha(x, T_e) > 1} \lambda_{x,e} \left( \mathbb{E}[(\hat{\phi}_\alpha^*(x, T_e))^2] - (\hat{\phi}_\alpha^*(x, T_e))^2 \right) \right|}_{(B)} \\
&\quad + \underbrace{\sup_{\alpha \in \mathcal{G}} \left| \frac{1}{E} \sum_{(x,e): \alpha(x, T_e) > 1} \lambda_{x,e} \left( \hat{\eta}(x, e)^2 - \mathbb{E}[\hat{\eta}(x, e)^2] \right) \right|}_{(C)}.
\end{aligned}$$

We bound each component separately.

**Step 4: Bound on (A)** To bound (A) it suffices to observe that for given function class  $\Pi_G = \{\pi^\alpha, \alpha \in \mathcal{G}\}$ , we can write

$$(A) = \sup_{\pi \in \Pi_G} \left| \frac{1}{E} \sum_{(x,e)} \lambda_{x,e} \left( \hat{\phi}(x, e)^2 - \mathbb{E}[\hat{\phi}(x, e)^2] \right) \pi(x, T_e) \right|.$$

We write

$$\hat{f}(x, e) = \hat{\phi}(x, e)^2 - \mathbb{E}[\hat{\phi}(x, e)^2]$$



which is a random variable centered around zero. Using Assumption 3.1 (independence of  $\hat{\phi}(x, e)$ ), it follows that we can write from Lemma E.4 (which we directly apply to a centered random variable)

$$\begin{aligned} & \mathbb{E} \left[ \sup_{\pi \in \Pi_G} \left| \frac{1}{E} \sum_{(x,e)} \lambda_{x,e} \left( \hat{\phi}(x, e)^2 - \mathbb{E}[\hat{\phi}(x, e)^2] \right) \pi(x, T_e) \right| \right] \\ &= \mathbb{E} \left[ \sup_{\pi \in \Pi_G} \left| \frac{1}{E} \sum_{(x,e)} \lambda_{x,e} \hat{f}(x, e) \pi(x, T_e) \right| \right] \\ &\leq 2\mathbb{E} \left[ \sup_{\pi \in \Pi_G} \left| \frac{1}{E} \sum_{(x,e)} \sigma_{x,e} \lambda_{x,e} \hat{f}(x, e) \pi(x, T_e) \right| \right] \end{aligned}$$

where  $\sigma_{x,e}$  are independent Rademacher random variable, i.e.,  $P(\sigma_{x,e} = 1) = P(\sigma_{x,e} = -1) = 1/2$  independent of observable and unobservables. Observe now that  $\lambda_{x,e} \leq \frac{\bar{p}\bar{w}}{|\mathcal{X}_n|}$ , and recall  $\bar{\lambda}_{x,e} = \lambda_{x,e} / \left( \frac{\bar{p}\bar{w}}{|\mathcal{X}_n|} \right)$ . It follows that because  $\bar{\lambda}_{x,e} \leq 1$ , we write for any  $u' \in (0, 1]$  by Lemma E.3

$$\begin{aligned} \mathbb{E} \left[ \sup_{\pi \in \Pi_G} \left| \frac{1}{E} \sum_{(x,e)} \sigma_{x,e} \lambda_{x,e} \hat{f}(x, e) \pi(x, T_e) \right| \right] &= \frac{\bar{w}\bar{p}}{E|\mathcal{X}_n|} \mathbb{E} \left[ \sup_{\pi \in \Pi_G} \left| \sum_{(x,e)} \sigma_{x,e} \bar{\lambda}_{x,e} \hat{f}(x, e) \pi(x, T_e) \right| \right] \\ &\leq \frac{C_0 \bar{p}\bar{w}}{E|\mathcal{X}_n|u'} \sqrt{M_{u'} E |\mathcal{X}_n| \text{VC}(\Pi_G)} \end{aligned}$$

where the last inequality follows from Lemma E.3 (with  $\bar{\lambda}_{x,e} \hat{f}(x, e)$  in lieu of  $\Omega_i$  in the statement of the lemma) and the bound on the Dudley's entropy integral using the VC dimension follows directly from Lemma E.5 (with  $k = 1$ ). Here, and  $C_0 < \infty$  is a universal constant. Finally, note that  $\text{VC}(\Pi_G) = \text{VC}(\mathcal{G}')$ , where  $\mathcal{G}'$  defines all two-sets partitions in  $\mathcal{G}$ . Because  $\mathcal{G}' \subset \mathcal{G}$  (since  $\mathcal{G}$  contains all partitions of dimension one to  $G \geq 2$ ), it follows that  $\text{VC}(\mathcal{G}') \leq \text{VC}(\mathcal{G})$ .

**Step 5: Bound on (B) Part 1** Define  $M_{\alpha,g}$  as in Equation (26). Then we can write (recall  $0/0 = 0$  for notational convenience), where

$$(B) = \sup_{\alpha \in \mathcal{G}} \left| \frac{1}{E} \sum_{g=2}^G M_{\alpha,g} \left( \mathbb{E}[(\hat{\phi}_\alpha^*(g))^2] - (\hat{\phi}_\alpha^*(g))^2 \right) 1\{M_{\alpha,g} > 0\} \right|.$$

Next, we decompose the square of the mean into sums of products of different  $\hat{\phi}(x, e), \hat{\phi}(x', e')$ ,

so that we write

$$(\hat{\phi}_\alpha^*(g))^2 = \sum_{(x,e),(x',e'):\alpha(x,T_e)=\alpha(x',T_{e'})=g} \frac{1}{M_{\alpha,g}^2} \lambda_{x,e} \lambda_{x',e'} \hat{\phi}(x,e) \hat{\phi}(x',e').$$

Therefore, it follows that we can write

$$\begin{aligned} (B) &= \sup_{\alpha \in \mathcal{G}} \left| \frac{1}{E} \sum_{g=2}^G \sum_{(x,e),(x',e'):\alpha(x,T_e)=\alpha(x',T_{e'})=g} \frac{1\{M_{\alpha,g} > 0\}}{M_{\alpha,g}} \lambda_{x,e} \lambda_{x',e'} \left( \hat{\phi}(x,e) \hat{\phi}(x',e') - \mathbb{E}[\hat{\phi}(x,e) \hat{\phi}(x',e')] \right) \right| \\ &\leq \sup_{\alpha \in \mathcal{G}} \frac{1}{E} \sum_{g=2}^G \frac{1\{M_{\alpha,g} > 0\}}{M_{\alpha,g}} \left| \sum_{(x,e),(x',e'):\alpha(x,T_e)=\alpha(x',T_{e'})=g} \lambda_{x,e} \lambda_{x',e'} \left( \hat{\phi}(x,e) \hat{\phi}(x',e') - \mathbb{E}[\hat{\phi}(x,e) \hat{\phi}(x',e')] \right) \right|. \end{aligned}$$

Consider now

$$\frac{1\{M_{\alpha,g} > 0\}}{M_{\alpha,g}} \left| \sum_{(x,e),(x',e'):\alpha(x,T_e)=\alpha(x',T_{e'})=g} \lambda_{x,e} \lambda_{x',e'} \left( \hat{\phi}(x,e) \hat{\phi}(x',e') - \mathbb{E}[\hat{\phi}(x,e) \hat{\phi}(x',e')] \right) \right|.$$

It follows that whenever  $M_{\alpha,g} = 0$  the above expression equals zero. Whenever  $M_{\alpha,g} \neq 0$ , under Assumption 3.2 and Lemma E.1 below, it follows that

$$M_{\alpha,g} = \sum_{(x,e)} 1\{\alpha(x, T_e) = g\} \lambda_{x,e} \geq \underline{w} \delta E \underline{\kappa} p.$$

Therefore, we can write

$$(B) \leq \sup_{\alpha \in \mathcal{G}} \frac{1}{\delta \underline{w} E^2 \underline{\kappa} p} \sum_{g=2}^G \left| \sum_{(x,e),(x',e'):\alpha(x,T_e)=\alpha(x',T_{e'})=g} \lambda_{x,e} \lambda_{x',e'} \left( \hat{\phi}(x,e) \hat{\phi}(x',e') - \mathbb{E}[\hat{\phi}(x,e) \hat{\phi}(x',e')] \right) \right|.$$

Define

$$Q_{\alpha,g}(x, T_e, x', T_{e'}) = 1\{\alpha(x, T_e) = \alpha(x', T_{e'}) = g\} \pi^\alpha(x, T_e).$$

Let  $\mathcal{Q}_g = \{Q_{\alpha,g} : \alpha \in \mathcal{G}\}$ . Recall the definition of  $\bar{\lambda}_{x,e} = \lambda_{x,e} / \left( \frac{\bar{p}\bar{w}}{|\mathcal{X}_n|} \right)$ . It follows, that we can write

$$(B) \leq \frac{\bar{w}^2 \bar{p}^2}{\delta \underline{w} |\mathcal{X}_n|^2 E^2 \underline{\kappa}} \sum_{g=2}^G \sup_{\alpha \in \mathcal{G}} \left| \sum_{(x,e),(x',e')} Q_{\alpha,g}(x, T_e, x', T_{e'}) \bar{\lambda}_{x,e} \bar{\lambda}_{x',e'} \left( \hat{\phi}(x,e) \hat{\phi}(x',e') - \mathbb{E}[\hat{\phi}(x,e) \hat{\phi}(x',e')] \right) \right|,$$

where  $|\bar{\lambda}_{x,e}| \leq 1$ .

**Step 6: Bound on (B) Part 2** As the next step, we would like to partition pairs of units  $(x, e, x', e')$  into non-overlapping subsets to break the dependence structure. Define  $[E] = \{1, \dots, E\}$ .

Define  $s$  a vector of sets of the form

$$s = \left( s_1 = (x, e, x', e'), s_2 = (x'', e'', x''', e'''), \dots \right)$$

of dimension  $E \times |\mathcal{X}_n|$ . We construct a set of such vectors, such that any vector  $s$  in this set contains non-overlapping entries. That is,  $s_j \cap s_{j'} = \emptyset$ , for all  $j \neq j'$ . We construct  $|\mathcal{X}_n| \times E$  many of such vectors where we define

$$\mathcal{J} \subseteq \left\{ s : s_j \in \mathcal{X}_n \times [E] \times \mathcal{X}_n \times [E], j \in \{1, \dots, |\mathcal{X}_n|E\}, \quad s_j \cap s_{j'} = \emptyset \forall j, j' \right\}.$$

with  $\mathcal{J}$  be defined such that

$$\cup_{s \in \mathcal{J}} \cup_{j=1}^{|\mathcal{X}_n| \times E} s_j = \mathcal{X}_n \times [E] \times \mathcal{X}_n \times [E].$$

That is,  $\mathcal{J}$  is the smallest set of sets  $s$  that covers  $\mathcal{X}_n \times [E] \times \mathcal{X}_n \times [E]$ .

Because each vector  $s$  has dimension  $E|\mathcal{X}_n|$ , it follows that by construction, the size of the set  $\mathcal{J}$  is  $E|\mathcal{X}_n|$ , namely  $|\mathcal{J}| = |\mathcal{X}_n| \times E$ , with each element in  $\mathcal{J}$  being a vector of dimension  $E|\mathcal{X}_n|$ .

Using this notation, and using the triangular inequality we write

$$(B) \leq \sum_{s \in \mathcal{J}} \frac{\bar{p}^2 \bar{w}^2}{|\mathcal{X}_n|^2 E^2 \delta \underline{w} \underline{p} \underline{k}} \sum_{g=2}^G \sup_{\alpha \in \mathcal{G}} \underbrace{\left| \sum_{j=1}^{|\mathcal{X}_n|E} F_{\alpha,g}(s_j) \right|}_{(J_s)}.$$

where

$$F_{\alpha,g}(x, e, x', e') = Q_{\alpha,g}(x, T_e, x', T_{e'}) \bar{\lambda}_{x,e} \bar{\lambda}_{x',e'} \left( \hat{\phi}(x, e) \hat{\phi}(x', e') - \mathbb{E}[\hat{\phi}(x, e) \hat{\phi}(x', e')] \right).$$

We now proceed to bound  $(J_s)$  in expectation. Note that by construction of  $\mathcal{J}$  and Assumption 3.1 (independence), each element  $F_{\alpha,g}(s_j)$  is independent of  $F_{\alpha,g}(s_{j'})$  for  $j' \neq j$  and same  $s \in \mathcal{J}$ . Because  $\mathbb{E}[F_{\alpha,g}(s_j)] = 0$ , and by independence of each element  $s_j$  with  $s_{j'}, j \neq j'$  we can invoke Lemma E.4 with the function  $\hat{f}_1(x, e, x', e') = \hat{\phi}(x, e) \hat{\phi}(x, e, x', e') -$

$\mathbb{E}[\hat{\phi}(x, e)\hat{\phi}(x, e, x', e')]$  which is already recentered and write

$$\begin{aligned} & \mathbb{E} \left[ \sup_{\alpha \in \mathcal{G}} \left| \sum_{j=1}^{|\mathcal{X}_n|E} F_{\alpha, g}(s_j) \right| \right] \\ & \leq 2 \mathbb{E} \left[ \underbrace{\sup_{\alpha \in \mathcal{G}} \left| \sum_{(x, e, x', e') \in s} \sigma_{x, e, x', e'} Q_{\alpha, g}(x, T_e, x', T_{e'}) \bar{\lambda}_{x, e} \bar{\lambda}_{x', e'} \hat{f}_1(x, e, x', e') \right|}_{(B_g)} \right] \end{aligned}$$

where  $\sigma_j, j \in s$  are independent Rademacher random variable independent of observables and unobservables.

**Step 7: Bound on (B) Part 3** In the next step, we bound the complexity of the policy function class. In particular, we can write

$$\begin{aligned} (B_g) &= \mathbb{E} \left[ \sup_{\alpha \in \mathcal{G}} \left| \sum_{(x, e, x', e') \in s} \sigma_{x, e, x', e'} Q_{\alpha, g}(x, T_e, x', T_{e'}) \bar{\lambda}_{x, e} \bar{\lambda}_{x', e'} \hat{f}_1(x, e, x', e') \right| \right] \\ &\leq \mathbb{E} \left[ \sup_{\pi \in \Pi_G, \pi' \in \Pi_G} \left| \sum_{(x, e, x', e') \in s} \sigma_{x, e, x', e'} \pi(x, T_e) \pi'(x', T_{e'}) \bar{\lambda}_{x, e} \bar{\lambda}_{x', e'} \hat{f}_1(x, e, x', e') \right| \right] \end{aligned}$$

where in the second step we enlarged the function space by allowing two units in the sum to be assigned to different groups, and to choose different compositions for such groups. Clearly, such policy function class encompasses the one where two units must be assigned to the same group. Note that because  $|\bar{\lambda}_{x, e}| \leq 1$ , by Lemma E.5 (with  $k = 2$ ) and Lemma E.3, it follows that (since the vector  $s$  contain  $|\mathcal{X}_n|E$  many elements) for any  $u' \in (0, 1]$

$$(B_g) \leq \frac{C_0}{u'} \sqrt{M_{u'} |\mathcal{X}_n| EVC(\Pi_G)}$$

for a universal constant constant  $C_0 < \infty$ . In addition, as discussed for (A) in Step 5,  $VC(\Pi_G) \leq VC(\mathcal{G})$ .

Combining our bounds for (B), we obtain

$$\mathbb{E}[(B)] \leq \frac{G\bar{w}^2}{u'\bar{w}^2\delta\underline{w}|\mathcal{X}_n|^2E^2\underline{p}\underline{\kappa}} \sum_{s \in \mathcal{J}} C_0 \sqrt{M_{u'} |\mathcal{X}_n| EVC(\mathcal{G})} = \frac{G\bar{w}^2\bar{p}^2}{u'\delta\underline{w}|\mathcal{X}_n|E\underline{p}\underline{\kappa}} C_0 \sqrt{M_{u'} |\mathcal{X}_n| EVC(\mathcal{G})}$$

since the set  $\mathcal{J}$  contain  $|\mathcal{X}_n|E$  many elements.

**Step 8: Bound on (C)** The bound on (C) follows verbatim as the bound for (A) with  $\hat{\eta}$  in lieu of  $\hat{\phi}$ . Following verbatim the steps for (A), we can write

$$\mathbb{E} \left[ \sup_{\alpha \in \mathcal{G}} \left| \frac{1}{E} \sum_{(x, e): \alpha(x, T_e) > 1} \lambda_{x, e} (\hat{\eta}(x, e)^2 - \mathbb{E}[\hat{\eta}(x, e)^2]) \right| \right] \leq \frac{C_0\bar{p}\bar{w}}{u'} \sqrt{\frac{M_{u'} VC(\Pi_G)}{E|\mathcal{X}_n|}}$$

for a universal constant  $C_0 < \infty$ .

**Step 9: conclusions for (j)** Combining the terms for (A), (B), and (C), we obtain for any  $u' \in (0, 1]$

$$E[(jj)] \leq \frac{C_0 G \bar{w}^2 \bar{p}^2}{u' \delta \underline{w} \underline{p} \underline{\kappa}} \sqrt{\frac{M_{u'} \text{VC}(\mathcal{G})}{E|\mathcal{X}_n|}}$$

for a universal constant  $C_0 < \infty$ .

**Step 10: Bound for (jj)** The bound for (jj) follows directly from Lemma E.2, so that we can write for all  $\alpha \in \mathcal{G}$ ,

$$|W_\phi(\pi^\alpha; \bar{\phi}_\alpha^*) - \mathbb{E}[\hat{W}(\pi^\alpha, \hat{\phi}_\alpha^*)]| \leq \frac{\bar{w}^2 \bar{p}^2 \bar{\eta}^2}{|\mathcal{X}_n| E \underline{w} \underline{\kappa} \underline{p} \delta}.$$

**Step 11: bound for (jjj): decomposition into two components** We can write from the triangular inequality

$$\begin{aligned} \sup_{\alpha \in \mathcal{G}} \underbrace{\left| W_\phi(\pi^\alpha; \bar{\phi}_\alpha^*) - W_\phi(\pi^\alpha; \hat{\phi}_\alpha^*) \right|}_{(jjj)} &\leq \sup_{\alpha \in \mathcal{G}} \underbrace{\left| W_\phi(\pi^\alpha; \bar{\phi}_\alpha^*) - \mathbb{E}[W_\phi(\pi^\alpha; \hat{\phi}_\alpha^*)] \right|}_{(A')} \\ &\quad + \sup_{\alpha \in \mathcal{G}} \underbrace{\left| W_\phi(\pi^\alpha; \hat{\phi}_\alpha^*) - \mathbb{E}[W_\phi(\pi^\alpha; \hat{\phi}_\alpha^*)] \right|}_{(B')}. \end{aligned}$$

Here, as the reader will see (jjj) follows similar to (j).

**Step 12: bound for (jjj), component (A')** We start from the first component. In particular we can write by defining  $1_g = 1\{\sum_{x,e} 1\{\alpha(x, T_e) = g\} > 0\}$

$$\begin{aligned} &W_\phi(\pi^\alpha; \bar{\phi}_\alpha^*) - \mathbb{E}[W_\phi(\pi^\alpha; \hat{\phi}_\alpha^*)] \\ &= \frac{1}{E} \sum_{g=2}^G 1_g \left\{ \sum_{(x,e): \alpha(x, T_e) = g} \left( \bar{\phi}_\alpha^*(g) - \phi(x, e) \right)^2 \lambda_{x,e} - \mathbb{E} \left[ \left( \hat{\phi}_\alpha^*(g) - \phi(x, e) \right)^2 \right] \lambda_{x,e} \right\} \\ &= \frac{1}{E} \sum_{g=2}^G 1_g \left\{ \sum_{(x,e): \alpha(x, T_e) = g} \left( \bar{\phi}_\alpha^*(g) \right)^2 p(x) - \mathbb{E} \left[ \left( \hat{\phi}_\alpha^*(g) \right)^2 \right] \lambda_{x,e} \right\} \\ &\quad - \frac{1}{E} \sum_{g=2}^G 1_g \left\{ \sum_{(x,e): \alpha(x, T_e) = g} 2\phi(x, e) \mathbb{E}[\hat{\phi}_\alpha^*(g)] \lambda_{x,e} - 2\phi(x, e) \bar{\phi}_\alpha^*(g) \lambda_{x,e} \right\}. \end{aligned}$$

Note that  $\mathbb{E}[\hat{\phi}_\alpha^*(g)] = \bar{\phi}_\alpha^*(g)$ . Therefore, the above expression simplifies as

$$\begin{aligned} \left| W_\phi(\pi^\alpha; \bar{\phi}_\alpha^*) - \mathbb{E}[W_\phi(\pi^\alpha; \hat{\phi}_\alpha^*)] \right| &= \frac{1}{E} \sum_{g=2}^G 1_g \left\{ \sum_{(x,e):\alpha(x,T_e)=g} \mathbb{V}[(\hat{\phi}_\alpha^*(g))^2] \lambda_{x,e} \right\} \\ &\leq \bar{w} \sum_{g=2}^G 1_g \left\{ \mathbb{V}[(\hat{\phi}_\alpha^*(g))^2] \right\}. \end{aligned}$$

where  $\mathbb{V}(\cdot)$  denotes the variance operator, and  $\sum_{(x,e):\alpha(x,T_e)=g} \lambda_{x,e} \leq \bar{w}E$ . Under Assumption 3.1 (independence), we can write

$$\mathbb{V}[(\hat{\phi}_\alpha^*(g))^2] = \frac{1}{M_{\alpha,g}^2} \sum_{x,e:\alpha(x,T_e)=g} \lambda_{x,e}^2 \eta(x,e)^2.$$

From Lemma E.1, it follows that for  $1_g = 1$ ,  $M_{\alpha,g} \geq \delta \underline{w} \underline{\kappa} \underline{p} E$ . Therefore, we can write

$$\left| W_\phi(\pi^\alpha; \bar{\phi}_\alpha^*) - \mathbb{E}[W_\phi(\pi^\alpha; \hat{\phi}_\alpha^*)] \right| \leq \bar{\eta}^2 \frac{\bar{w}}{\delta \underline{w} \underline{\kappa} \underline{p} E^2} \sum_{g=1}^G \sum_{x,e:\alpha(x,T_e)=g} \lambda_{x,e}^2.$$

Recall the definition of  $\bar{\lambda}_{x,e} = \lambda_{x,e} / (\frac{\bar{p}\bar{w}}{|\mathcal{X}_n|})$ , implying under Assumption 3.1 that  $|\bar{\lambda}_{x,e}| \leq 1$ . It follows that almost surely,

$$\begin{aligned} \left| W_\phi(\pi^\alpha; \bar{\phi}_\alpha^*) - \mathbb{E}[W_\phi(\pi^\alpha; \hat{\phi}_\alpha^*)] \right| &\leq \bar{\eta}^2 \frac{\bar{w}^3 \bar{p}^2}{|\mathcal{X}_n|^2 \delta \underline{w} \underline{\kappa} \underline{p} E^2} \sum_{g=1}^G \sum_{x,e:\alpha(x,T_e)=g} \bar{\lambda}_{x,e}^2 \\ &\leq \bar{\eta}^2 \frac{\bar{w}^3 \bar{p}^2}{\delta \underline{w} \underline{\kappa} \underline{p} E |\mathcal{X}_n|}. \end{aligned}$$

This is the error due to the bias component of the estimated effect, which is of smaller order relative to the estimation error.

**Step 13: bound for (jjj): second component (B'): further decomposition into**

**two subcomponents** We are left to bound  $\mathbb{E}[(B')]$ . We can write

$$\begin{aligned}
& \sup_{\alpha \in \mathcal{G}} \left| W_\phi(\pi^\alpha; \hat{\phi}_\alpha^*) - \mathbb{E}[W_\phi(\pi^\alpha; \hat{\phi}_\alpha^*)] \right| \\
&= \sup_{\alpha \in \mathcal{G}} \left| \frac{1}{E} \sum_{g=2}^G 1_g \left\{ \sum_{(x,e): \alpha(x, T_e)=g} (\hat{\phi}_\alpha^*(g) - \phi(x, e))^2 \lambda_{x,e} - \mathbb{E}[(\hat{\phi}_\alpha^*(g) - \phi(x, e))^2] \lambda_{x,e} \right\} \right| \\
&\leq \underbrace{\sup_{\alpha \in \mathcal{G}} \left| \frac{1}{E} \sum_{g=2}^G 1_g \left\{ \sum_{(x,e): \alpha(x, T_e)=g} ((\hat{\phi}_\alpha^*(g))^2 - \mathbb{E}[(\hat{\phi}_\alpha^*(g))^2]) \lambda_{x,e} \right\} \right|}_{B'_1} \\
&+ \underbrace{\sup_{\alpha \in \mathcal{G}} \left| \frac{2}{E} \sum_{g=2}^G 1_g \left\{ \sum_{(x,e): \alpha(x, T_e)=g} (\hat{\phi}_\alpha^*(g) - \mathbb{E}[\hat{\phi}_\alpha^*(g)]) \lambda_{x,e} \phi(x, e) \right\} \right|}_{B'_2}.
\end{aligned}$$

We analyze each component separately.

**Step 14: bound for  $(B'_1)$**  First, we can write

$$\sup_{\alpha \in \mathcal{G}} \left| \frac{1}{E} \sum_{g=2}^G 1_g \left\{ \sum_{(x,e): \alpha(x, T_e)=g} ((\hat{\phi}_\alpha^*(g))^2 - \mathbb{E}[(\hat{\phi}_\alpha^*(g))^2]) \lambda_{x,e} \right\} \right| = \sup_{\alpha \in \mathcal{G}} \left| \frac{1}{E} \sum_{g=2}^G 1_g \left\{ M_{\alpha,g} ((\hat{\phi}_\alpha^*(g))^2 - \mathbb{E}[(\hat{\phi}_\alpha^*(g))^2]) \right\} \right|.$$

Under Assumption 3.1,

$$M_{\alpha,g} \geq \frac{pw}{|\mathcal{X}_n|} \sum_{(x,t): \alpha(x,t)=g} E_t.$$

Because  $E_t > 0$ , whenever  $1_g$  is positive also  $M_{\alpha,g}$  is positive. Therefore, we can write

$$(B'_1) \leq \sup_{\alpha \in \mathcal{G}} \frac{1}{E} \sum_{g=2}^G 1\{M_{\alpha,g} > 0\} \left| M_{\alpha,g} ((\hat{\phi}_\alpha^*(g))^2 - \mathbb{E}[(\hat{\phi}_\alpha^*(g))^2]) \right|.$$

We can now follow verbatim Step 5 to Step 7 above for

$$\mathbb{E} \left[ \sup_{\alpha \in \mathcal{G}} \frac{1}{E\delta w} \sum_{g=2}^G 1\{M_{\alpha,g} > 0\} \left| M_{\alpha,g} ((\hat{\phi}_\alpha^*(g))^2 - \mathbb{E}[(\hat{\phi}_\alpha^*(g))^2]) \right| \right].$$

and obtain

$$\mathbb{E}[(B'_1)] \leq \frac{C_0 \bar{w}^2 G \bar{p}^2}{u' w \delta |\mathcal{X}_n| E p \kappa} \sqrt{M_{u'} |\mathcal{X}_n| E V C(\mathcal{G})}.$$

**Step 15: Bound for  $B'_2$  in  $(jjj)$**  We are left to bound  $(B'_2)$ . Define

$$H_{\alpha,g} = \sum_{(x,e): \alpha(x, T_e)=g} \lambda_{x,e} \phi(x, e) \leq K M_{\alpha,g},$$

where the inequality follows from the fact that  $|\phi(x, e)| \leq K$  by Assumption 3.1. We can write

$$\begin{aligned} B'_2 &\leq \frac{2K}{E} \sum_{g=2}^G 1\{M_{\alpha,g} > 0\} M_{\alpha,g} \left| \hat{\phi}_\alpha^*(g) - \mathbb{E}[\hat{\phi}_\alpha^*(g)] \right| \\ &= \frac{2K}{E} \sum_{g=2}^G 1\{M_{\alpha,g} > 0\} \left| \sum_{(x,e):\alpha(x,T_e)=g} \lambda_{x,e}(\hat{\phi}(x, e) - \phi(x, e)) \right| \end{aligned}$$

where in the last equality we used the definition of  $\hat{\phi}_g$ .

Therefore by taking expectations we obtain

$$\begin{aligned} \mathbb{E}[(B'_2)] &\leq \frac{2K}{E} \mathbb{E} \left[ \underbrace{\sup_{\alpha \in \mathcal{G}} \sum_{g=2}^G \left| \sum_{(x,e):\alpha(x,T_e)=g} \lambda_{x,e}(\hat{\phi}(x, e) - \phi(x, e)) \right|}_{(L_g)} \right] \\ &\leq \frac{2K}{E} \sum_{g=2}^G \mathbb{E} \left[ \underbrace{\sup_{\alpha \in \mathcal{G}} \left| \sum_{(x,e):\alpha(x,T_e)=g} \lambda_{x,e}(\hat{\phi}(x, e) - \phi(x, e)) \right|}_{(L_g)} \right] \end{aligned}$$

Using Lemma E.4 we can write

$$(L_g) \leq \frac{\bar{p}\bar{w}}{|\mathcal{X}_n|} \mathbb{E} \left[ \sup_{\alpha \in \mathcal{G}} \left| \sum_{(x,e):\alpha(x,T_e)=g} \sigma_{x,e} \bar{\lambda}_{x,e}(\hat{\phi}(x, e) - \phi(x, e)) \right| \right]$$

where  $\sigma_{x,e}$  are independent Rademacher random variables and  $|\bar{\lambda}_{x,e}| \leq 1$ . Writing  $\Pi_G = \{\pi^\alpha, \alpha \in \mathcal{G}\}$  as in Step 5, we have

$$(L_g) \leq \frac{\bar{p}\bar{w}}{|\mathcal{X}_n|} \mathbb{E} \left[ \sup_{\pi \in \Pi_G} \left| \sum_{(x,e)} \sigma_{x,e} \bar{\lambda}_{x,e}(\hat{\phi}(x, e) - \phi(x, e)) \pi(x, T_e) \right| \right]$$

since we enlarged the policy space allowing two individuals in the same group now potentially to be assigned to a different group. Using Lemma E.3, Assumption 3.1 and using the fact that  $\text{VC}(\Pi_G) \leq \text{VC}(\mathcal{G})$  as described in Step 5, it follows that

$$(L_g) \leq \frac{\bar{p}\bar{w}}{u'|\mathcal{X}_n|} \sqrt{\text{VC}(\mathcal{G}) M_{u'} E |\mathcal{X}_n|}.$$

Combining the terms, we obtain that

$$\mathbb{E}[(B'_2)] \leq \frac{2\bar{w}K\bar{p}G}{u'} \sqrt{\frac{M_{u'} \text{VC}(\mathcal{G})}{E |\mathcal{X}_n|}}.$$



**Step 16: Conclusions** Returning to our Equation (27) we have provided a bound for each of these terms. The bound is as described in the statement of the theorem. The proof concludes.

### E.2.2 Proof of Theorem 4.1

First note that we can write

$$\mathcal{L}(\phi_E; \pi, \bar{\phi}) = -\frac{1}{\sigma^2} \sum_{(x,e):\pi(x,T_e)=1} \left( \bar{\phi}(x, T_e) - \phi(x, e) \right)^2 p(x).$$

On the other hand we can write for  $\mathbb{V}(\cdot)$  denoting the variance operator and  $\mathbb{E}_\phi$  the expectation over  $\phi$ , conditional on the other variables,

$$\begin{aligned} \mathbb{E}_\phi[\mathcal{L}^c(\phi_E; \alpha, \mu)] &= - \sum_{(x,e):\pi(x,T_e)=0} \mathbb{E}_\phi \left[ \frac{\left( \mu_{x,e} - \phi(x, e) \right)^2}{\sigma^2} \right] p(x) \\ &= \sum_{(x,e):\pi(x,T_e)=0} \frac{\mathbb{V}(\phi(x, e))}{\sigma^2} p(x) \\ &= \sum_{(x,e):\pi(x,T_e)=0} p(x) \end{aligned}$$

since  $\frac{\mathbb{V}(\phi(x,e))}{\sigma^2} = 1$  under Assumption 4.1. Therefore it follows that

$$-\sigma^2 \left( \mathcal{L}(\phi_E; \pi, \bar{\phi}) + \mathbb{E}_\phi[\mathcal{L}^c(\phi_E; \pi, \mu)] \right) = \sum_{(x,e):\pi(x,T_e)=1} \left( \bar{\phi}(x, T_e) - \phi(x, e) \right)^2 p(x) + \sigma^2 \sum_{(x,e):\pi(x,T_e)=0} p(x).$$

proving the desired claim.

### E.2.3 Proof of Theorem 5.1

We will write  $q_{\alpha,1-\gamma^*}$  in lieu of  $q_{\alpha,1-\gamma^*}(\hat{\alpha}^o)$  for notational convenience.

**Proof of the first claim** We first prove the first claim. We can write

$$\begin{aligned} P \left( \mathcal{G}^* \not\subseteq \hat{\mathcal{G}}_{\gamma^*} | \mathcal{G}^*, \hat{\alpha}^o \right) &= P \left( \sup_{\alpha \in \mathcal{G}^*} \sqrt{E|\mathcal{X}_n|} \hat{T}_\alpha(\hat{\alpha}^o) \geq q_{\alpha,1-\gamma^*} | \mathcal{G}^*, \hat{\alpha}^o \right) \\ &\leq \sum_{\alpha \in \mathcal{G}^*} P \left( \sqrt{E|\mathcal{X}_n|} \hat{T}_\alpha(\hat{\alpha}^o) \geq q_{\alpha,1-\gamma^*} | \mathcal{G}^*, \hat{\alpha}^o \right) \\ &= \sum_{\alpha \in \mathcal{G}^*} P \left( \sqrt{E|\mathcal{X}_n|} (\hat{T}_\alpha(\hat{\alpha}^o) - \mathbb{E}[\hat{T}_\alpha(\hat{\alpha}^o) | \hat{\alpha}^o]) \geq q_{\alpha,1-\gamma^*} - \sqrt{E|\mathcal{X}_n|} \mathbb{E}[\hat{T}_\alpha(\hat{\alpha}^o) | \hat{\alpha}^o] | \mathcal{G}^*, \hat{\alpha}^o \right). \end{aligned}$$

From Lemma E.2, we can write for all  $\alpha \in \mathcal{G}^*$

$$\begin{aligned}
\mathbb{E}[\hat{T}_\alpha(\hat{\alpha}^\circ)|\hat{\alpha}^\circ] &= \mathbb{E} \left[ \hat{W} \left( \pi^{\hat{\alpha}^\circ}; \sigma, \hat{\phi}_{\hat{\alpha}^\circ}^* \right) - \hat{W} \left( \pi^\alpha; \sigma, \hat{\phi}_\alpha^* \right) \middle| \hat{\alpha}^\circ \right] \\
&= W \left( \pi^{\hat{\alpha}^\circ}; \sigma, \bar{\phi}_{\hat{\alpha}^\circ}^* \right) - W \left( \pi^\alpha; \sigma, \bar{\phi}_\alpha^* \right) + \mathcal{O} \left( \frac{1}{|\mathcal{X}_n|E} \right) \\
&\leq \sup_{\alpha' \in \mathcal{G}} W \left( \pi^{\alpha'}; \sigma, \bar{\phi}_{\alpha'}^* \right) - W \left( \pi^\alpha; \sigma, \bar{\phi}_\alpha^* \right) + \mathcal{O} \left( \frac{1}{|\mathcal{X}_n|E} \right) \\
&= \mathcal{O} \left( \frac{1}{|\mathcal{X}_n|E} \right),
\end{aligned}$$

where in the last equality we used the fact that  $\alpha \in \mathcal{G}^*$ . Therefore, we can write

$$\begin{aligned}
&\sum_{\alpha \in \mathcal{G}^*} P \left( \sqrt{E|\mathcal{X}_n|} (\hat{T}_\alpha(\hat{\alpha}^\circ) - \mathbb{E}[\hat{T}_\alpha(\hat{\alpha}^\circ)|\hat{\alpha}^\circ]) \geq q_{\alpha, 1-\gamma^*} - \sqrt{E|\mathcal{X}_n|} \mathbb{E}[\hat{T}_\alpha(\hat{\alpha}^\circ)|\hat{\alpha}^\circ] \middle| \mathcal{G}^*, \hat{\alpha}^\circ \right) \\
&\leq \sum_{\alpha \in \mathcal{G}^*} P \left( \sqrt{E|\mathcal{X}_n|} (\hat{T}_\alpha(\hat{\alpha}^\circ) - \mathbb{E}[\hat{T}_\alpha(\hat{\alpha}^\circ)|\hat{\alpha}^\circ]) \geq q_{\alpha, 1-\gamma^*} - \mathcal{O} \left( \frac{1}{\sqrt{E|\mathcal{X}_n|}} \right) \middle| \mathcal{G}^*, \hat{\alpha}^\circ \right).
\end{aligned}$$

As  $E|\mathcal{X}_n| \rightarrow \infty$ , we have from Lemma A.1, Equation (15) and Slutsky theorem, we can write

$$P \left( \sqrt{E|\mathcal{X}_n|} (\hat{T}_\alpha(\hat{\alpha}^\circ) - \mathbb{E}[\hat{T}_\alpha(\hat{\alpha}^\circ)|\hat{\alpha}^\circ]) \geq q_{\alpha, 1-\gamma^*} - \mathcal{O} \left( \frac{1}{\sqrt{E|\mathcal{X}_n|}} \right) \middle| \mathcal{G}^*, \hat{\alpha}^\circ \right) \leq \gamma^*$$

Therefore, combining the inequality it follows as  $E|\mathcal{X}_n| \rightarrow \infty$

$$P \left( \mathcal{G}^* \not\subseteq \hat{\mathcal{G}}_{\gamma^*} \middle| \mathcal{G}^*, \hat{\alpha}^\circ \right) \leq |\mathcal{G}^*| \gamma^*.$$

By taking expectations over  $|\mathcal{G}^*|$  the proof of the first statement completes. Clearly, the statement also holds unconditionally on  $\hat{\alpha}^\circ$  by the law of iterated expectations.

**Proof of the second claim** Take any  $\alpha \notin \mathcal{G}^*$ ,  $\alpha \in \mathcal{G}$  such that  $\sup_{\alpha' \in \mathcal{G}} W(\alpha') - W(\alpha) > J > 0$ . We can write

$$\begin{aligned}
P \left( \alpha \in \hat{\mathcal{G}}_{\gamma^*} \right) &= P \left( \sqrt{E|\mathcal{X}_n|} \hat{T}_\alpha(\hat{\alpha}^\circ) < q_{\alpha, 1-\gamma^*} \right) \\
&= P \left( \sqrt{E|\mathcal{X}_n|} \hat{T}_\alpha(\hat{\alpha}^\circ) < q_{\alpha, 1-\gamma^*} \right) \\
&= P \left( \sqrt{E|\mathcal{X}_n|} (\hat{T}_\alpha(\hat{\alpha}^\circ) - \mathbb{E}[\hat{T}_\alpha(\hat{\alpha}^\circ)|\hat{\alpha}^\circ]) < q_{\alpha, 1-\gamma^*} - \sqrt{E|\mathcal{X}_n|} \mathbb{E}[\hat{T}_\alpha(\hat{\alpha}^\circ)|\hat{\alpha}^\circ] \right).
\end{aligned}$$

From Lemma E.2, we can write

$$\begin{aligned}
\mathbb{E} \left[ \hat{W} \left( \pi^{\hat{\alpha}^\circ}; \sigma, \hat{\phi}_{\hat{\alpha}^\circ}^* \right) - \hat{W} \left( \pi^\alpha; \sigma, \hat{\phi}_\alpha^* \right) \middle| \hat{\alpha}^\circ \right] &= W(\hat{\alpha}^\circ) - W(\alpha) + \mathcal{O} \left( \frac{1}{E|\mathcal{X}_n|} \right) \\
&= W(\hat{\alpha}^\circ) - \sup_{\alpha' \in \mathcal{G}} W(\alpha') + \sup_{\alpha' \in \mathcal{G}} W(\alpha') - W(\alpha) + \mathcal{O} \left( \frac{1}{E|\mathcal{X}_n|} \right) \\
&\geq W(\hat{\alpha}^\circ) - \sup_{\alpha' \in \mathcal{G}} W(\alpha') + J + \mathcal{O} \left( \frac{1}{E|\mathcal{X}_n|} \right)
\end{aligned}$$

where we write for short  $W(\alpha) := W(\pi^\alpha; \sigma, \bar{\phi}_\alpha^*)$ .

Define

$$W(\hat{\alpha}^\circ) - \sup_{\alpha' \in \mathcal{G}} W(\alpha') = R(\hat{\alpha}^\circ), \quad C(\hat{\alpha}^\circ) = \left\{ |R(\hat{\alpha}^\circ)| \leq \frac{J \log(E|\mathcal{X}_n|)}{\sqrt{E|\mathcal{X}_n|}} \right\}$$

and  $C^c(\hat{\alpha}^\circ)$  the complement event of  $C(\hat{\alpha}^\circ)$ . Using the law of total probability, we can write

$$\begin{aligned}
&P(\alpha \in \hat{\mathcal{G}}_{\gamma^*}) \\
&= P \left( \sqrt{E|\mathcal{X}_n|} (\hat{T}_\alpha(\hat{\alpha}^\circ) - \mathbb{E}[\hat{T}_\alpha(\hat{\alpha}^\circ) | \hat{\alpha}^\circ]) < q_{\alpha, 1-\gamma^*} - \sqrt{E|\mathcal{X}_n|} J - \sqrt{E|\mathcal{X}_n|} R(\hat{\alpha}^\circ) + \mathcal{O} \left( \frac{1}{\sqrt{E|\mathcal{X}_n|}} \right) \middle| C(\hat{\alpha}^\circ) \right) \times \\
&\quad \times P(C(\hat{\alpha}^\circ)) \\
&+ P \left( \sqrt{E|\mathcal{X}_n|} (\hat{T}_\alpha(\hat{\alpha}^\circ) - \mathbb{E}[\hat{T}_\alpha(\hat{\alpha}^\circ) | \hat{\alpha}^\circ]) < q_{\alpha, 1-\gamma^*} - \sqrt{E|\mathcal{X}_n|} J - \sqrt{E|\mathcal{X}_n|} R(\hat{\alpha}^\circ) + \mathcal{O} \left( \frac{1}{\sqrt{E|\mathcal{X}_n|}} \right) \middle| C^c(\hat{\alpha}^\circ) \right) \times \\
&\quad \times P(C^c(\hat{\alpha}^\circ)) \\
&\leq \underbrace{P \left( \sqrt{E|\mathcal{X}_n|} (\hat{T}_\alpha(\hat{\alpha}^\circ) - \mathbb{E}[\hat{T}_\alpha(\hat{\alpha}^\circ) | \hat{\alpha}^\circ]) < q_{\alpha, 1-\gamma^*} - \sqrt{E|\mathcal{X}_n|} J - \sqrt{E|\mathcal{X}_n|} R(\hat{\alpha}^\circ) + \mathcal{O} \left( \frac{1}{\sqrt{E|\mathcal{X}_n|}} \right) \middle| C(\hat{\alpha}^\circ) \right)}_{(I)} \\
&\quad + P(C^c(\hat{\alpha}^\circ)).
\end{aligned}$$

We study (I) first, We can write from Lemma A.1

$$\begin{aligned}
(I) &\leq P \left( \sqrt{E|\mathcal{X}_n|} (\hat{T}_\alpha(\hat{\alpha}^\circ) - \mathbb{E}[\hat{T}_\alpha(\hat{\alpha}^\circ) | \hat{\alpha}^\circ]) < q_{\alpha, 1-\gamma^*} - J(\sqrt{E|\mathcal{X}_n|} - \log(E|\mathcal{X}_n|)) + \mathcal{O} \left( \frac{1}{\sqrt{E|\mathcal{X}_n|}} \right) \middle| C(\hat{\alpha}^\circ) \right) \\
&= P \left( \frac{\sqrt{E|\mathcal{X}_n|} (\hat{T}_\alpha(\hat{\alpha}^\circ) - \mathbb{E}[\hat{T}_\alpha(\hat{\alpha}^\circ) | \hat{\alpha}^\circ])}{(\sqrt{E|\mathcal{X}_n|} - \log(E|\mathcal{X}_n|))} < \frac{q_{\alpha, 1-\gamma^*}}{(\sqrt{E|\mathcal{X}_n|} - \log(E|\mathcal{X}_n|))} - J + \mathcal{O} \left( \frac{1}{\sqrt{E|\mathcal{X}_n|}} \right) \middle| C(\hat{\alpha}^\circ) \right) \rightarrow 0
\end{aligned}$$

as  $E|\mathcal{X}_n| \rightarrow \infty$ , since  $|q_{\alpha, 1-\gamma^*}| < \infty$  almost surely by Lemma A.1, the fact that  $\gamma^* > \underline{\gamma} > 0$ , and the fact that  $\tilde{v}(\alpha, \hat{\alpha}^\circ) < \infty$  is uniformly bounded by the moment bounds in Assumption 3.1.

For  $P(C^c(\hat{\alpha}^o))$ , we can write almost surely

$$W\left(\pi^{\hat{\alpha}^o}; \sigma, \bar{\phi}_{\hat{\alpha}^o}^*\right) - \sup_{\alpha \in \mathcal{G}} W\left(\pi^\alpha; \sigma, \bar{\phi}_\alpha^*\right) \geq W\left(\pi^{\hat{\alpha}^o}; \sigma, \hat{\phi}_{\hat{\alpha}^o}^{*,o}\right) - \sup_{\alpha \in \mathcal{G}} W\left(\pi^\alpha; \sigma, \bar{\phi}_\alpha^*\right)$$

since, for given  $\alpha$ ,  $\bar{\phi}_\alpha^*$  is the maximizer of  $W(\cdot)$  (which is the expected reward and it is not data-dependent), and  $\hat{\phi}_{\hat{\alpha}^o}^{*,o}$  is the mean using out-of-sample data as described in Example 5.1. We can then write

$$\begin{aligned} P\left(C^c(\hat{\alpha}^o)\right) &= P\left(\sup_{\alpha \in \mathcal{G}} W\left(\pi^\alpha; \sigma, \bar{\phi}_\alpha^*\right) - W\left(\pi^{\hat{\alpha}^o}; \sigma, \hat{\phi}_{\hat{\alpha}^o}^{*,o}\right) \leq \frac{J \log(|\mathcal{X}_n|E)}{\sqrt{|\mathcal{X}_n|E}}\right) \\ &\leq \frac{\left(\sup_{\alpha \in \mathcal{G}} W\left(\pi^\alpha; \sigma, \bar{\phi}_\alpha^*\right) - \mathbb{E}\left[W\left(\pi^{\hat{\alpha}^o}; \sigma, \hat{\phi}_{\hat{\alpha}^o}^{*,o}\right)\right]\right) \sqrt{|\mathcal{X}_n|E}}{J \log(|\mathcal{X}_n|E)} \rightarrow 0 \end{aligned}$$

where the first inequality follows from Markov's inequality and the convergence to zero follows directly from Theorem 3.1, here applied to the estimated  $(\hat{\alpha}^o, \hat{\phi}_{\hat{\alpha}^o}^{*,o})$  obtained from out-of-sample data as in Example 5.1. The proof is complete.

## E.3 Corollaries

### E.3.1 Proof of Corollary 1

Denote  $\hat{\alpha}^*$  the maximizer of  $\hat{W}(\pi^\alpha; \sigma, \hat{\phi}_\alpha^*)$  as in Equation (24). Following Step 2 in the proof of Theorem 3.1 (Appendix E.2.1), we can write

$$\begin{aligned} W_\phi(\pi^{\alpha^*}, \bar{\phi}_{\alpha^*}^*) - W_\phi(\pi^{\hat{\alpha}^t}; \hat{\phi}_{\hat{\alpha}^t}^*) &= \underbrace{W_\phi(\pi^{\alpha^*}, \bar{\phi}_{\alpha^*}^*) - \hat{W}(\pi^{\alpha^*}; \hat{\phi}_{\alpha^*}^*)}_{(I)} + \underbrace{\hat{W}(\pi^{\alpha^*}; \hat{\phi}_{\alpha^*}^*) - W_\phi(\hat{\pi}^*; \hat{\phi}_{\hat{\alpha}^*}^*)}_{(II)} \\ &\quad + \underbrace{\hat{W}(\pi^{\hat{\alpha}^t}; \hat{\phi}_{\hat{\alpha}^t}^*) - W_\phi(\hat{\pi}^{\hat{\alpha}^t}; \hat{\phi}_{\hat{\alpha}^t}^*)}_{(III)}. \end{aligned}$$

Here (I) and (II) are bounded in expectation verbatim as in the proof of Theorem 3.1. Therefore, using Markov inequality, we have that with probability at least  $1 - \gamma$

$$(I) + (II) \leq \frac{\bar{C}G}{\gamma u'} \sqrt{\frac{(M_{u'} + \bar{\eta}^2) \text{VC}(\mathcal{G})}{E|\mathcal{X}_n|}}.$$

Instead for (III), because the infeasible tree maximizes reward within a larger class  $\tilde{\mathcal{G}}$ , we have

$$\hat{W}(\pi^{\hat{\alpha}^t}; \hat{\phi}_{\hat{\alpha}^t}^*) \leq \hat{E}$$

where  $\hat{E}$  is as in Algorithm 3 the reward of the infeasible tree. The proof of the first claim completes.

The second claims follows directly as the infeasible tree corresponds to the estimated tree (i.e.,  $\varepsilon = 0$ ) if  $G \geq 2^L + 1$ .

### E.3.2 Additional corollaries

**Corollary 3** (Inference on a smaller set of partitions  $\mathcal{G}'(\hat{\alpha}^o) \subseteq \mathcal{G}$ ). *Let Assumptions 3.1, 3.2 hold. Let  $\gamma^* = \gamma/\mathbb{E}_{\mathcal{D}}[|\mathcal{G}^*|]$ , for a prior  $\mathcal{D}$ . Let  $\hat{\mathcal{G}}_{\gamma^*}(\hat{\alpha}^o) = \hat{\mathcal{G}}_{\gamma^*} \cap \mathcal{G}'(\hat{\alpha}^o)$ , for arbitrary subset of partitions  $\mathcal{G}'(\hat{\alpha}^o)$ . Then*

$$\lim_{E|\mathcal{X}_n| \rightarrow \infty} \mathbb{E} \left[ P \left( \mathcal{G}^* \cap \mathcal{G}'(\hat{\alpha}^o) \subseteq \hat{\mathcal{G}}_{\gamma^*}(\hat{\alpha}^o) \right) \right] \geq 1 - \gamma,$$

where  $\mathbb{E}[\cdot]$  integrates over the distribution of  $\hat{\mathcal{G}}|\mathcal{G}^*$ , and  $|\mathcal{G}^*| \sim \mathcal{D}$ .

*Proof of Corollary 3.* Following verbatim the proof of Theorem 5.1 (first claim), with  $\mathcal{G}^* \cap \mathcal{G}'(\hat{\alpha}^o)$  in lieu of  $\mathcal{G}^*$  and  $\hat{\mathcal{G}}_{\gamma^*}(\hat{\alpha}^o)$  in lieu of  $\hat{\mathcal{G}}_{\gamma^*}$ , we obtain

$$P \left( \mathcal{G}^* \cap \mathcal{G}'(\hat{\alpha}^o) \not\subseteq \hat{\mathcal{G}}_{\gamma^*} | \mathcal{G}^*, \hat{\alpha}^o \right) \leq |\mathcal{G}^* \cap \mathcal{G}'(\hat{\alpha}^o)| \gamma^* \leq |\mathcal{G}^*| \gamma^*$$

completing the proof. □

## E.4 Auxiliary lemmas

### E.4.1 Lemmas for concentration

**Lemma E.1.** *Let Assumption 3.2 hold. Then*

$$\sum_{(x,e):\alpha(x,T_e)=g} w(T_e)p(x) \geq \delta \underline{w} \underline{\kappa} p E$$

for all  $g$  such that  $\sum_{(x,e):\alpha(x,T_e)=g} > 0$ .

*Proof.* It must be from Assumption 3.2, that

$$\begin{aligned}
\sum_{(x,e):\alpha(x,T_e)=g} w(T_e)p(x) &= \sum_{t \in \mathcal{T}} \sum_{x:\alpha(x,t)=g} p(x) \sum_{e:T_e=t} w(T_e) \\
&\geq \max_t \sum_{x:\alpha(x,t)=g} \frac{p}{|\mathcal{X}_n|} \sum_{e:T_e=t} w \\
&\geq \max_t \sum_{x:\alpha(x,t)=g} \frac{p}{|\mathcal{X}_n|} w E_t \\
&\geq \underline{\kappa p \delta E}
\end{aligned} \tag{28}$$

□

**Lemma E.2.** *Let Assumptions 3.1, 3.2 hold. Then for  $t \in \mathcal{T}, \alpha \in \mathcal{G}$ ,*

$$\left| \frac{1}{E} \sum_{g=2}^G \mathbb{E}[\hat{\Delta}^\alpha(g)] - \frac{1}{E} \sum_{(x,e):\alpha(x,T_e)=g} \lambda_{x,e} \left( \bar{\phi}_\alpha^*(g) - \phi(x,e) \right)^2 \right| \leq \frac{\bar{\eta}^2 \bar{p}^2 \bar{w}^2}{|\mathcal{X}_n| \delta \underline{w} \underline{\kappa} E}.$$

*Proof of Lemma E.2. Step 0: Basic observation* First, note that if  $\sum_{(x,e):\alpha(x,T_e)=g} = 0$ , then trivially  $\mathbb{E}[\hat{\Delta}^\alpha(g)] - \frac{1}{E} \sum_{(x,e):\alpha(x,T_e)=g} \lambda_{x,e} \left( \bar{\phi}_\alpha^*(g) - \phi(x,e) \right)^2 = 0$ . Therefore, we can focus on cases where  $\sum_{(x,e):\alpha(x,T_e)=g} \neq 0$ . It must be from Lemma E.1, that

$$\sum_{(x,e):\alpha(x,T_e)=g} p(x)w(T_e) \geq \delta \underline{w} \underline{\kappa} p E \tag{29}$$

**Step 1: Decomposing the expectation** We can write

$$\begin{aligned}
\mathbb{E}[\hat{\Delta}^\alpha(g)] &= \mathbb{E} \left[ \sum_{(x,e):\alpha(x,T_e)=g} \lambda_{x,e} \left( \hat{\phi}(x,e)^2 - (\hat{\phi}_\alpha^*(g))^2 \right) - \sum_{(x,e):\alpha(x,T_e)=g} \lambda_{x,e} \hat{\eta}(x,e)^2 \right] \\
&= \underbrace{\sum_{(x,e):\alpha(x,T_e)=g} \lambda_{x,e} \left( \eta(x,e)^2 - \frac{\sum_{(x,e):\alpha(x,T_e)=g} \lambda_{x,e}^2 \eta(x,e)^2}{\left( \sum_{(x,e):\alpha(x,T_e)=g} \lambda_{x,e} \right)^2} \right) - \sum_{(x,e):\alpha(x,T_e)=g} \lambda_{x,e} \eta(x,e)^2}_{(I)} \\
&\quad + \underbrace{\sum_{(x,e):\alpha(x,T_e)=g} \lambda_{x,e} \left( \phi(x,e)^2 - (\bar{\phi}_\alpha^*(g))^2 \right)}_{(II)}
\end{aligned}$$

where the first equality follows directly by definition

$$\hat{\phi}_\alpha^*(g) = \frac{\sum_{(x,e):\alpha(x,T_e)=g} \lambda_{x,e} \hat{\phi}(x,e)}{\sum_{(x,e):\alpha(x,T_e)=g} \lambda_{x,e}}$$

and the second equality follows from Assumption 3.1(A) (independence).

**Step 2: Residual component** To complete the proof it suffices to bound  $(I)$ . We can write

$$\begin{aligned} & \sum_{(x,e):\alpha(x,T_e)=g} \lambda_{x,e} \left( \eta(x,e)^2 - \frac{\sum_{(x,e):\alpha(x,T_e)=g} \lambda_{x,e}^2 \eta(x,e)^2}{\left( \sum_{(x,e):\alpha(x,T_e)=g} \lambda_{x,e} \right)^2} \right) - \sum_{(x,e):\alpha(x,T_e)=g} \lambda_{x,e} \eta(x,e)^2 \\ &= \sum_{(x,e):\alpha(x,T_e)=g} \lambda_{x,e} \eta(x,e)^2 \left( 1 - \frac{\lambda_{x,e}}{\sum_{(x,e):\alpha(x,T_e)=g} \lambda_{x,e}} \right) - \sum_{(x,e):\alpha(x,T_e)=g} \lambda_{x,e} \eta(x,e)^2 \\ &= - \sum_{(x,e):\alpha(x,T_e)=g} \eta(x,e)^2 \frac{\lambda_{x,e}^2}{\sum_{(x,e):\alpha(x,T_e)=g} \lambda_{x,e}}. \end{aligned}$$

To complete the proof we are left to bound  $\sum_{(x,e):\alpha(x,T_e)=g} \eta(x,e)^2 \frac{\lambda_{x,e}^2}{\sum_{(x,e):\alpha(x,T_e)=g} \lambda_{x,e}}$ , and then appropriately divide by  $1/E$ .

**Step 3: Final bound** First note that by Assumption 3.1(C), we can write

$$\lambda_{x,e}^2 = w(T_e)^2 p(x)^2 \Rightarrow \lambda_{x,e}^2 \leq \frac{\bar{p}^2}{|\mathcal{X}_n|^2} \bar{w}^2.$$

Therefore, we can write using Lemma E.1

$$\frac{1}{E} \sum_{g=2}^G \sum_{(x,e):\alpha(x,T_e)=g} \eta(x,e)^2 \frac{\lambda_{x,e}^2}{\sum_{(x,e):\alpha(x,T_e)=g} \lambda_{x,e}} \leq \frac{\bar{\eta}^2 \bar{p}^2 \bar{w}^2}{|\mathcal{X}_n|} \times \frac{1}{\delta \underline{w} \underline{\kappa} E},$$

completing the proof. □

#### E.4.2 Proof of Lemma A.1

We decompose the proof of the lemma into multiple steps.

**Step 1: initial decomposition** We can write

$$\hat{T}_\alpha(\hat{\alpha}^\circ) - \mathbb{E}[\hat{T}_\alpha(\hat{\alpha}^\circ)|\hat{\alpha}^\circ] = \frac{1}{E} \sum_{g=2}^G \left( \hat{\Delta}^{\hat{\alpha}^\circ}(g) - \hat{\Delta}^\alpha(g) - \mathbb{E}[\hat{\Delta}^{\hat{\alpha}^\circ}(g)|\hat{\alpha}^\circ] + \mathbb{E}[\hat{\Delta}^\alpha(g)|\hat{\alpha}^\circ] \right).$$

Define  $M_{\alpha,g} = \sum_{(x,e):\alpha(x,T_e)=g} \lambda_{x,e}$ . We can write

$$\hat{\Delta}^\alpha(g) = \sum_{(x,e):\alpha(x,T_e)=g} \lambda_{x,e} \left( \hat{\phi}(x,e)^2 - \hat{\eta}(x,e)^2 \right) - \underbrace{\sum_{(x,e):\alpha(x,T_e)=g} \lambda_{x,e} \hat{\phi}(x,e) \frac{1}{M_{\alpha,g}} \sum_{(x',e'):\alpha(x',T_{e'})=g} \lambda_{x',e'} \hat{\phi}(x',e')}_{=\hat{\phi}_\alpha^*(g)}$$

Under Assumption 3.1, 3.2, it follows from Lemma E.1 that for any  $\alpha \in \mathcal{G}$ ,  $M_{\alpha,g} = \sum_{(x,e):\alpha(x,T_e)=g} \lambda_{x,e} \geq \underline{p}\kappa w \delta E$ . In addition,  $\lambda_{x,e} \leq \bar{w}\bar{p}/|\mathcal{X}_n|$ . Therefore, it follows that

$$\mathbb{V} \left( \frac{1}{M_{\alpha,g}} \sum_{(x',e'):\alpha(x',T_{e'})=g} \lambda_{x',e'} \hat{\phi}(x',e') \right) = \mathcal{O} \left( \frac{1}{|\mathcal{X}_n|E} \right)$$

for all  $g, \alpha \in \mathcal{G}$ . Therefore, it follows that

$$\mathbb{E}[\hat{\phi}_\alpha^*(g)^2] = \bar{\phi}_\alpha^{*2}(g) + \mathcal{O} \left( \frac{1}{|\mathcal{X}_n|E} \right).$$

We can write

$$\begin{aligned} \hat{\phi}_\alpha^*(g) \hat{\phi}_\alpha^*(g) - \mathbb{E}[\hat{\phi}_\alpha^*(g)^2] &= \left( \hat{\phi}_\alpha^*(g) - \bar{\phi}_\alpha^*(g) \right) \hat{\phi}_\alpha^*(g) + \hat{\phi}_\alpha^*(g) \bar{\phi}_\alpha^*(g) - \bar{\phi}_\alpha^{*2}(g) + \mathcal{O} \left( \frac{1}{|\mathcal{X}_n|E} \right) \\ &= \left( \hat{\phi}_\alpha^*(g) - \bar{\phi}_\alpha^*(g) \right) \hat{\phi}_\alpha^*(g) + \left( \hat{\phi}_\alpha^*(g) - \bar{\phi}_{\alpha,g}^* \right) \bar{\phi}_\alpha^*(g) + \mathcal{O} \left( \frac{1}{|\mathcal{X}_n|E} \right) \\ &= \left( \hat{\phi}_\alpha^*(g) - \bar{\phi}_\alpha^*(g) \right) \left( \hat{\phi}_\alpha^*(g) + \bar{\phi}_{\alpha,g}^* \right) + \mathcal{O} \left( \frac{1}{|\mathcal{X}_n|E} \right) \\ &= \left( \hat{\phi}_\alpha^*(g) - \bar{\phi}_\alpha^*(g) \right) \left( \hat{\phi}_\alpha^*(g) - \bar{\phi}_{\alpha,g}^* + 2\bar{\phi}_{\alpha,g}^* \right) + \mathcal{O} \left( \frac{1}{|\mathcal{X}_n|E} \right) \\ &= 2 \left( \hat{\phi}_\alpha^*(g) - \bar{\phi}_\alpha^*(g) \right) \bar{\phi}_{\alpha,g}^* + \mathcal{O}_p \left( \frac{1}{|\mathcal{X}_n|E} \right) \end{aligned}$$

where in the last equality we incorporated in  $\mathcal{O}_p(\frac{1}{|\mathcal{X}_n|E})$  the additional error of  $\left( \hat{\phi}_\alpha^*(g) - \bar{\phi}_\alpha^*(g) \right)^2$  (note that because we have a finite number of such means for  $(\alpha, \hat{\alpha}^o)$   $2G$  at most, the  $\mathcal{O}_p(\cdot)$  in the above expression holds uniformly for all such means by the union bound).

Therefore, we can write

$$\begin{aligned} \sum_{(x,e):\alpha(x,T_e)=g} \lambda_{x,e} \hat{\phi}(x,e) \hat{\phi}_\alpha^*(g) &= M_{\alpha,g} \hat{\phi}_\alpha^*(g)^2 \\ &= M_{\alpha,g} \left( 2 \left( \hat{\phi}_\alpha^*(g) - \bar{\phi}_\alpha^*(g) \right) \bar{\phi}_{\alpha,g}^* + \bar{\phi}_\alpha^{*2}(g) + \mathcal{O}_p \left( \frac{1}{E|\mathcal{X}_n|} \right) \right) \\ &= 2 \sum_{(x,e):\alpha(x,T_e)=g} \lambda_{x,e} \hat{\phi}(x,e) \bar{\phi}_{\alpha,g}^* - M_{\alpha,g} \bar{\phi}_\alpha^{*2}(g) + \mathcal{O}_p \left( \frac{M_{\alpha,g}}{E|\mathcal{X}_n|} \right). \end{aligned}$$



Note that  $M_{\alpha,g} \leq \bar{p}\bar{w}E$  under Assumption 3.2.

Combining all the terms, we obtain

$$\begin{aligned} \sqrt{\frac{|\mathcal{X}_n|}{E}} \left( \sum_{g=2}^G \hat{\Delta}^\alpha(g) - \mathbb{E}[\hat{\Delta}^\alpha(g)] \right) &= \sqrt{\frac{|\mathcal{X}_n|}{E}} \sum_{(x,e):\alpha(x,T_e)>1} \left\{ \lambda_{x,e} \left( \hat{\phi}(x,e)^2 - \hat{\eta}(x,e)^2 \right) - 2\lambda_{x,e} \hat{\phi}(x,e) \bar{\phi}_\alpha^*(x,T_e) \right\} \\ &\quad + \underbrace{\sqrt{\frac{|\mathcal{X}_n|}{E}} \mathcal{O}_p\left(\frac{1}{|\mathcal{X}_n|}\right)}_{=o_p(1)} \\ &\quad - \sqrt{\frac{|\mathcal{X}_n|}{E}} \sum_{(x,e):\alpha(x,T_e)>1} \mathbb{E} \left\{ \lambda_{x,e} \left( \hat{\phi}(x,e)^2 - \hat{\eta}(x,e)^2 \right) - 2\lambda_{x,e} \hat{\phi}(x,e) \bar{\phi}_\alpha^*(x,T_e) \right\}. \end{aligned}$$

Because  $\hat{\alpha}^\circ$  is obtained using out-of-sample data, we can repeat all steps above conditional on  $\hat{\alpha}^\circ$  also for  $\hat{\Delta}^{\hat{\alpha}^\circ} - \mathbb{E}[\hat{\Delta}^{\hat{\alpha}^\circ} | \hat{\alpha}^\circ]$ .

**Step 3: Writing out the full expression for  $\hat{T}$**  Define

$$\begin{aligned} h_{x,e} &= \left( 1\{\hat{\alpha}^\circ(x,T_e) > 1\} - 1\{\alpha(x,T_e) > 1\} \right), \\ \Delta \bar{\phi}_{x,e} &= \bar{\phi}_{\hat{\alpha}^\circ}^*(x,T_e) 1\{\hat{\alpha}^\circ(x,T_e) > 1\} - \bar{\phi}_\alpha^*(x,T_e) 1\{\alpha(x,T_e) > 1\}. \end{aligned}$$

keeping implicit their dependence on  $\alpha, \hat{\alpha}^\circ$ . We can write

$$\sqrt{\frac{|\mathcal{X}_n|}{E}} \left( \sum_{g=2}^G \left( \hat{\Delta}^{\hat{\alpha}^\circ}(g) - \hat{\Delta}^\alpha(g) \right) - \sum_{g=2}^G \mathbb{E} \left[ \hat{\Delta}^{\hat{\alpha}^\circ}(g) - \hat{\Delta}^\alpha(g) | \hat{\alpha}^\circ \right] \right) = \sqrt{\frac{|\mathcal{X}_n|}{E}} \sum_{(x,e)} (Y_{x,e} - \mathbb{E}[Y_{x,e} | \hat{\alpha}^\circ]) \lambda_{x,e} + o_p(1) \quad (30)$$

where

$$Y_{x,e} = \left\{ h_{x,e} \left( \hat{\phi}(x,e)^2 - \hat{\eta}(x,e)^2 \right) - \hat{\phi}(x,e) 2\Delta \bar{\phi}_{x,e} \right\}.$$

Note that conditional on  $\hat{\alpha}^\circ$ ,  $Y_{x,e}$  are independent but not identically distributed random variables (because  $\hat{\alpha}^\circ$  is obtained out-of-sample). In the remaining discussion, we will ignore the additional  $o_p(1)$  in Equation (30) and then invoke Slutsky theorem.

**Step 4: Case 1: Checking Lyapunov' CLT conditions when the variance is bounded from below** Suppose first that

$$\lim_{E|\mathcal{X}_n| \rightarrow \infty} \mathbb{V} \left( \sqrt{|\mathcal{X}_n| E \hat{T}_\alpha(\hat{\alpha}^\circ) | \hat{\alpha}^\circ} \right) > \underline{l}' > 0 \quad (31)$$

for an arbitrary positive  $\underline{l}'$ . Our goal now is to check that the Lyapunov's conditions hold. In particular, here it suffices to check that the recentered third moment converge to zero,

namely

$$\begin{aligned}
\mathbb{E}\left[\left(\sqrt{\frac{|\mathcal{X}_n|}{E}} \sum_{(x,e)} \lambda_{x,e} Y_{x,e} - \lambda_{x,e} \mathbb{E}[Y_{x,e} | \hat{\alpha}^o]\right)^3 | \hat{\alpha}^o\right] &= \frac{|\mathcal{X}_n|^{3/2}}{E^{3/2}} \sum_{x,e} \lambda_{x,e}^3 \mathbb{E}\left[\left(Y_{x,e} - \mathbb{E}[Y_{x,e} | \hat{\alpha}^o]\right)^3 | \hat{\alpha}^o\right] \\
&\leq \frac{\bar{w}^3 \bar{p}^3}{E^{3/2} |\mathcal{X}_n|^{3/2}} \sum_{x,e} \mathbb{E}\left[\left(Y_{x,e} - \mathbb{E}[Y_{x,e} | \hat{\alpha}^o]\right)^3 | \hat{\alpha}^o\right] \\
&\leq C_0 \frac{\bar{w}^3 \bar{p}^3}{E^{1/2} |\mathcal{X}_n|^{1/2}}
\end{aligned}$$

where the last inequality follows directly from Assumption 3.1(B), and the fact that  $\Delta\bar{\phi}$  is uniformly bounded since  $\phi(x, e)$  is uniformly bounded. When the variance is bounded from above, we can directly invoke Lyapounov's central limit theorem and obtain that

$$\sqrt{\frac{|\mathcal{X}_n|}{E}} \sum_{(x,e)} \left(\lambda_{x,e} Y_{x,e} - \lambda_{x,e} \mathbb{E}[Y_{x,e} | \hat{\alpha}^o]\right) \rightarrow_d \mathcal{N}(0, v^2)$$

where (here  $v^2$  depends implicitly on  $\alpha, \hat{\alpha}^o$ )

$$v^2 = \frac{|\mathcal{X}_n|}{E} \sum_{x,e} \mathbb{V}(Y_{x,e}) \lambda_{x,e}^2.$$

For this case, the statement of the lemma holds by Slutsky theorem.

**Step 5: Case 2: the variance converge to zero** Suppose instead that

$$\lim_{E|\mathcal{X}_n| \rightarrow \infty} \mathbb{V}\left(\sqrt{|\mathcal{X}_n| E} \hat{T}_\alpha(\hat{\alpha}^o) | \hat{\alpha}^o\right) \rightarrow 0 \leq \gamma.$$

Then it follows that

$$\sqrt{\frac{|\mathcal{X}_n|}{E}} \left(\hat{T}_\alpha(\hat{\alpha}^o) - \mathbb{E}[\hat{T}_\alpha(\hat{\alpha}^o) | \hat{\alpha}^o]\right) \rightarrow_p 0.$$

It follows that the statement of the lemma holds also for this case, for arbitrary small (but constant)  $\underline{l} > 0$  in the statement of the lemma. This is because for this case

$$P\left(\sqrt{\frac{|\mathcal{X}_n|}{E}} \left(\hat{T}_\alpha(\hat{\alpha}^o) - \mathbb{E}[\hat{T}_\alpha(\hat{\alpha}^o) | \hat{\alpha}^o]\right) \geq z_{1-\alpha \underline{l}}\right) \rightarrow 0.$$

**Step 6: Upper bound on  $v^2$**  We are left to show that  $v^2 < \infty$ . We can write

$$v^2 \leq \frac{\bar{p}^2 \bar{w}^2}{E|\mathcal{X}_n|} \sum_{x,e} \mathbb{V}(Y_{x,e}).$$

Under Assumption 3.1(4), it directly follows that  $\mathbb{V}(Y_{x,e}) < c_0$  for a finite constant  $c_0$  for all  $\alpha, \hat{\alpha}^o$  completing the proof.

### E.4.3 Lemmas to control expectation of suprema of empirical processes

**Lemma E.3.** *For any  $i \in \{1, \dots, n\}$ , let  $X_i \in \mathcal{X}_n$  be an arbitrary random variable and  $\mathcal{F}$  a class of uniformly bounded functions with envelope  $\bar{F}$ . Let  $\Omega_i | X_1, \dots, X_n$  be random variables independently but not necessarily identically distributed, where  $\Omega_i$  is a scalar. Let for some arbitrary  $u > 0, u' \in (0, 1]$ ,  $\max\{\mathbb{E}[|\Omega_i|^{2-2u'} | X], \mathbb{E}[|\Omega_i|^{2+u} | X]\} = B, \quad \forall i \in \{1, \dots, n\}$ . In addition, assume that for any fixed points  $x_1^n \in \mathcal{X}_n^n$ , for some  $V_n \geq 0$ , for all  $n \geq 1$ ,  $\int_0^{2\bar{F}} \sqrt{\log\left(\mathcal{N}_1\left(\eta, \mathcal{F}(x_1^n)\right)\right)} d\eta < \sqrt{V_n}$ . Let  $\sigma_i$  be i.i.d Rademacher random variables independent of  $(\Omega_i)_{i=1}^n, (X_i)_{i=1}^n$ . Then for a constant  $0 < C_{\bar{F}} < \infty$  that only depend on  $\bar{F}$  and  $u$ , for all  $n \geq 1$ , and for  $\Omega_i \geq 0$*

$$\int_0^\infty \mathbb{E}\left[\sup_{f \in \mathcal{F}} \left| \frac{1}{n} \sum_{i=1}^n \sigma_i f(X_i) 1\{\Omega_i > \omega\} \right| \middle| X_1, \dots, X_n \right] d\omega \leq C_{\bar{F}} \sqrt{\frac{BV_n}{u'n}}. \quad (32)$$

In addition, for  $\Omega_i \in \mathbb{R}$

$$\mathbb{E}\left[\sup_{f \in \mathcal{F}} \left| \frac{1}{n} \sum_{i=1}^n \sigma_i f(X_i) \Omega_i \right| \middle| X_1, \dots, X_n \right] \leq C_{\bar{F}} \sqrt{\frac{BV_n}{u'n}}. \quad (33)$$

*Proof of Lemma E.3.* For Equation (32), versions of this lemma can be found in Lemma A.5 in Kitagawa and Tetenov (2021) and Viviano (2024) (Lemma D.4), whose complete proof is available on the additional supplementary material available online at [https://dviviano.github.io/projects/note\\_preliminary\\_lemmas.pdf](https://dviviano.github.io/projects/note_preliminary_lemmas.pdf) (Appendix E, proof of Lemma E.9). We introduce a small modification to the above two references. Instead of defining  $B$  to be some upper bound on the second plus  $u$  moment of  $\Omega_i$  (e.g., greater than one), we define it using an exact equality, taking into account also the moment  $\mathbb{E}[\Omega_i^{2-2u'} | X]$  and then divide by  $u'$ . For example, for  $u' = 1, u = 1$ , then  $B$  defines the maximum between the third moment of  $\Omega_i | X$  and one. This will be helpful to provide sharper derivations of Theorem 3.1. Following verbatim the proof of Lemma E.9 in <https://dviviano.github.io/projects/>

[note\\_preliminary\\_lemmas.pdf](#), we can write from the paragraph “Integral Bound”

$$\begin{aligned} \int_0^\infty \mathbb{E} \left[ \sup_{f \in \mathcal{F}} \left| \frac{1}{n} \sum_{i=1}^n \sigma_i f(X_i) 1\{|\Omega_i| > \omega\} \right| \middle| X_1, \dots, X_n \right] d\omega &\leq \underbrace{\int_0^1 C_{\bar{F}} \sqrt{\frac{V_n}{n}} \sqrt{\frac{\sum_{i=1}^n P(|\Omega_i| > \omega | X)}{n}} d\omega}_{(A)} \\ &+ \underbrace{\int_1^\infty C_{\bar{F}} \sqrt{\frac{V_n}{n}} \sqrt{\frac{\sum_{i=1}^n P(|\Omega_i| > \omega | X)}{n}} d\omega}_{(B)}. \end{aligned} \quad (34)$$

Here we bound (B) as in [Viviano \(2024\)](#), and therefore write (B)  $\leq C_{\bar{F}'} \sqrt{V_n} \max_i \mathbb{E}[|\Omega_i|^{2+u} | X] / n \leq C_{\bar{F}'} \sqrt{V_n B / n}$ . For (A), instead of bounding  $P(|\Omega_i| > \omega | X) \leq 1$  as in [Viviano \(2024\)](#), we use the sharper bound  $P(|\Omega_i| > \omega | X) \leq \mathbb{E}[|\Omega_i|^{2-2u'}] / (\omega^{2-2u'})$ , which, after integrating out, give us (A)  $\leq \frac{1}{u'} C_{\bar{F}'} \sqrt{V_n B / n}$ .

Equation (33) proceeds as follows: we can write

$$\begin{aligned} \mathbb{E} \left[ \sup_{f \in \mathcal{F}} \left| \frac{1}{n} \sum_{i=1}^n \sigma_i f(X_i) \Omega_i \right| \middle| X_1, \dots, X_n \right] &= \mathbb{E} \left[ \sup_{f \in \mathcal{F}} \left| \frac{1}{n} \sum_{i=1}^n \sigma_i f(X_i) |\Omega_i| \text{sign}(\Omega_i) \right| \middle| X_1, \dots, X_n \right] \\ &= \mathbb{E} \left[ \sup_{f \in \mathcal{F}} \left| \frac{1}{n} \sum_{i=1}^n \tilde{\sigma}_i f(X_i) |\Omega_i| \right| \middle| X_1, \dots, X_n \right] \end{aligned}$$

where  $\tilde{\sigma}_i = \text{sign}(\Omega_i) \sigma_i$ . We can then write

$$\begin{aligned} \mathbb{E} \left[ \sup_{f \in \mathcal{F}} \left| \frac{1}{n} \sum_{i=1}^n \tilde{\sigma}_i f(X_i) |\Omega_i| \right| \middle| X_1, \dots, X_n \right] &= \mathbb{E} \left[ \sup_{f \in \mathcal{F}} \left| \frac{1}{n} \sum_{i=1}^n \tilde{\sigma}_i f(X_i) \int 1\{|\Omega_i| \geq \omega\} d\omega \right| \middle| X_1, \dots, X_n \right] \\ &\leq \mathbb{E} \left[ \sup_{f \in \mathcal{F}} \int \left| \frac{1}{n} \sum_{i=1}^n \tilde{\sigma}_i f(X_i) 1\{|\Omega_i| \geq \omega\} \right| d\omega \middle| X_1, \dots, X_n \right] \\ &\leq \int \mathbb{E} \left[ \sup_{f \in \mathcal{F}} \left| \frac{1}{n} \sum_{i=1}^n \tilde{\sigma}_i f(X_i) 1\{|\Omega_i| \geq \omega\} \right| \middle| X_1, \dots, X_n \right] d\omega. \end{aligned}$$

Finally, note that  $\mathbb{P}(\tilde{\sigma}_i = 1 | \Omega, X) = \mathbb{P}(\sigma_i \text{sign}(\Omega_i) = 1 | \Omega, X) = 1/2$  which implies that  $\tilde{\sigma}_i$  are Rademacher random variables independent of  $\Omega_i, X$ . We can then invoke Equation (32) to complete the proof.  $\square$

**Lemma E.4.** ([Vershynin \(2018\)](#), Lemma 6.4.2) *Let  $\sigma_1, \dots, \sigma_n$  be Rademacher sequence independent of  $X_1, \dots, X_n$ . Suppose that  $X_1, \dots, X_n$  are independent. Then*

$$\mathbb{E} \left[ \sup_{f \in \mathcal{F}} \left| \sum_{i=1}^n f(X_i) - \mathbb{E}[f(X_i)] \right| \right] \leq 2 \mathbb{E} \left[ \sup_{f \in \mathcal{F}} \left| \sum_{i=1}^n \sigma_i f(X_i) \right| \right].$$

**Lemma E.5.** Let  $\mathcal{F}_1, \dots, \mathcal{F}_k$  be classes of bounded functions with VC dimension  $v$  and envelope  $\bar{F} < \infty$ . Let

$$\mathcal{J}_n = \left\{ f_1(f_2 + \dots + f_k), \quad f_j \in \mathcal{F}_j, \quad j = 1, \dots, k \right\}, \quad \mathcal{J}_n(x_1^n) = \left\{ h(x_1), \dots, h(x_n); h \in \mathcal{J}_n \right\}.$$

For arbitrary fixed points  $x_1^n \in \mathcal{X}_n^n$ , for any  $n \geq 1, k \geq 2, v \geq 1$ ,  $\int_0^{2\bar{F}} \sqrt{\log \left( \mathcal{N}_1 \left( \eta, \mathcal{J}(x_1^n) \right) \right)} d\eta < c_{\bar{F}} \sqrt{k \log(k+1)v}$  for a constant  $c_{\bar{F}} < \infty$  that only depends on  $\bar{F}$ .

*Proof of Lemma E.5.* The proof follows similarly to [Viviano \(2024\)](#). Without loss of generality let  $\bar{F} \geq 1$  (since if less than one the envelope is also uniformly bounded by one). Consider first  $k \geq 2$ . Let  $\mathcal{F}_{-1,n}(x_1^n) = \{f_2(x_1^n) + \dots + f_k(x_1^n), f_j \in \mathcal{F}_j, j = 2, \dots, k_n\}$ . By [Devroye et al. \(2013\)](#), Theorem 29.6,  $\mathcal{N}_1 \left( \eta, \mathcal{F}_{-1,n}(x_1^n) \right) \leq \prod_{j=2}^k \mathcal{N}_1 \left( \eta / (k-1), \mathcal{F}_j(x_1^n) \right)$ . By Theorem 29.7 in [Devroye et al. \(2013\)](#),

$$\mathcal{N}_1 \left( \eta, \mathcal{J}_n(x_1^n) \right) \leq \prod_{j=2}^k \mathcal{N}_1 \left( \frac{\eta}{2(k-1)\bar{F}}, \mathcal{F}_j(x_1^n) \right) \mathcal{N}_1 \left( \frac{\eta}{2\bar{F}}, \mathcal{F}_1(x_1^n) \right). \quad (35)$$

By standard properties of covering numbers, for a generic set  $\mathcal{H}$ ,  $\mathcal{N}_1(\eta, \mathcal{H}) \leq \mathcal{N}_2(\eta, \mathcal{H})$ . It follows (35)  $\leq \prod_{j=2}^k \mathcal{N}_2 \left( \frac{\eta}{2(k-1)\bar{F}}, \mathcal{F}_j(x_1^n) \right) \mathcal{N}_2 \left( \frac{\eta}{2\bar{F}}, \mathcal{F}_1(x_1^n) \right)$ . We now apply a uniform entropy bound for the covering number. By Theorem 2.6.7 of [Van Der Vaart et al. \(1996\)](#), we have that for a universal constant  $C < \infty$  (that without loss of generality we can assume  $C \geq 1$ ),  $\mathcal{N}_2 \left( \frac{\eta}{2(k-1)\bar{F}}, \mathcal{F}_j(x_1^n) \right) \leq C(v+1)(16e)^{(v+1)} \left( \frac{2\bar{F}^2(k-1)}{\eta} \right)^{2v}$  which implies that

$$\begin{aligned} \log \left( \mathcal{N}_1 \left( \eta, \mathcal{J}_n(x_1^n) \right) \right) &\leq \sum_{j=1}^{k_n-1} \log \left( \mathcal{N}_2 \left( \frac{\eta}{2\bar{F}(k-1)}, \mathcal{F}_j(x_1^n) \right) \right) + \log \left( \mathcal{N}_2 \left( \frac{\eta}{2\bar{F}}, \mathcal{F}_1(x_1^n) \right) \right) \\ &\leq k \log \left( C(v+1)(16e)^{v+1} \right) + k2v \log(2C\bar{F}^2(k-1)/\eta). \end{aligned}$$

Since  $\int_0^{2\bar{F}} \sqrt{k \log \left( C(v+1)(16e)^{v+1} \right) + k_n 2v \log(2C\bar{F}^2(k-1)/\eta)} d\eta \leq c_{\bar{F}} \sqrt{k \log(k)v}$  for a constant  $c_{\bar{F}} < \infty$ . For  $k = 1$ , the proof follows directly from [Van Der Vaart et al. \(1996\)](#).  $\square$