
Learn Sharp Interface Solution by Homotopy Dynamics

Chuqi Chen¹ Yahong Yang² Yang Xiang^{1,3} Wenrui Hao²

Abstract

Solving partial differential equations (PDEs) using neural networks has become a central focus in scientific machine learning. Training neural networks for sharp interface problems is particularly challenging due to certain parameters in the PDEs that introduce near-singularities in the loss function. In this study, we overcome this challenge by introducing a novel method based on homotopy dynamics to effectively manipulate these parameters. From a theoretical perspective, we analyze the effects of these parameters on training difficulty in sharp interface problems and establish the convergence of the proposed homotopy dynamics method. Experimentally, we demonstrate that our approach significantly accelerates convergence and improves the accuracy of sharp interface capturing. These findings present an efficient optimization strategy leveraging homotopy dynamics, offering a robust framework to extend the applicability of neural networks for solving PDEs with sharp interfaces.

1. Introduction

The study of Partial Differential Equations (PDEs) serves as a cornerstone for numerous scientific and engineering disciplines. In recent years, leveraging neural network architectures to solve PDEs has gained significant attention, particularly in handling complex domains and incorporating empirical data. Theoretically, neural networks have the potential to overcome the curse of dimensionality when solving PDEs (Han et al., 2018; Siegel & Xu, 2020; Lu et al., 2021b; Yang & Xiang, 2022). However, despite these advancements, numerically solving such fundamental phys-

¹Department of Mathematics, The Hong Kong University of Science and Technology, Clear Water Bay, Hong Kong Special Administrative Region of China ²Department of Mathematics, The Pennsylvania State University, State College, PA, USA ³Algorithms of Machine Learning and Autonomous Driving Research Lab, HKUST Shenzhen-Hong Kong Collaborative Innovation Research Institute, Futian, Shenzhen, China. Correspondence to: Yahong Yang <yxy5498@psu.edu>.

Preprint

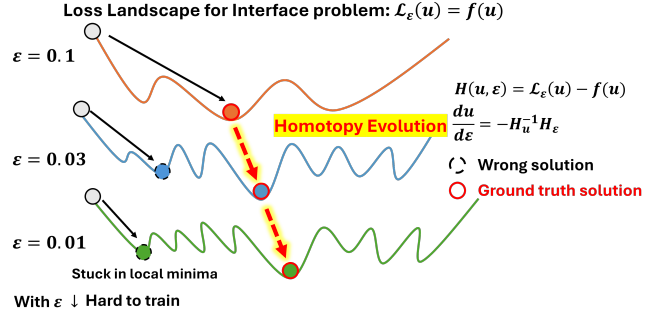


Figure 1. Framework of homotopy dynamics for solving sharp interface problem.

ical equations remains a challenging task. Existing neural network-based methods for solving PDEs can be broadly categorized into two classes: PDE solution approximation (E & Yu, 2018; Raissi et al., 2019; Zang et al., 2020; Karniadakis et al., 2021; Cuomo et al., 2022; Chen et al., 2022; Dong & Wang, 2023; Sun et al., 2024; Chen et al., 2024b) and operator learning (Lu et al., 2021a; Li et al., 2021; Hao et al., 2025).

The optimization challenges in solving PDEs significantly limit the applicability and development of neural network-based methods. Studies have shown that the loss functions for solving PDEs are often difficult to minimize, even in simple scenarios (Krishnapriyan et al., 2021; Rathore et al., 2024; Xu et al., 2024; Chen et al., 2024b;a). This difficulty is particularly pronounced in sharp interface problems, such as the Allen-Cahn equation (Allen & Cahn, 1975) and Burgers' equation (Burgers, 1948), where solutions with small diffusion coefficients often exhibit localized regions of low regularity. These features introduce near-singularities in the loss function, causing the neural network optimization solvers to struggle with convergence, potentially leading to inaccurate solutions or even divergence.

The root of this challenge lies in the highly complex energy landscape of the loss function near singularities, which exacerbates optimization difficulties (Karniadakis et al., 2021; Xu et al., 2024). To address these issues, two main strategies have been proposed. The first is resampling, which involves adding more collocation points in regions of low regularity

to better capture solution complexity (Wight & Zhao, 2020; Gao et al., 2024; Zhang et al., 2025). The second is designing multiscale neural network structures (Wang, 2020; Liu, 2020; Liu et al., 2024; Hao et al., 2024), which aim to rescale the energy landscape and accelerate convergence. However, both approaches are computationally expensive, requiring a large number of collocation points or significantly increasing the network size.

In this paper, we introduce a novel approach based on homotopy dynamics to gradually reshape the complex energy landscape with respect to a specific coefficient. Rather than directly computing solutions near singularities, we leverage homotopy dynamics to trace a solution path that approximates them more effectively. More specifically, we investigate the training challenges introduced by a parameter ε in the PDE residual term within the loss functions. As ε decreases, the problem becomes more significantly difficult to solve. To understand this effect, we provide a theoretical analysis of how ε influences the convergence of the training process. To address this issue, we propose a novel method called *Homotopy Dynamics*. The key idea is to first train the neural network on PDEs with a large ε , where the problem is easier to learn and training is more efficient. Then, we gradually and adaptively adjust the neural network according to the evolution of the homotopy dynamics, guiding ε toward its target value (as illustrated in Figure 1). Although the homotopy approach has been used to train neural networks (Chen & Hao, 2019; Yang et al., 2025), this work is the first to apply homotopy dynamics to sharp interface problems in PDEs through the parameter ε .

Contributions. We highlight our key contributions in this paper as follows:

- We propose a novel method, *Homotopy Dynamics*, for using neural networks to solve sharp interface problems. Our results demonstrate that this method significantly improves the training process for such problems (Section 3).
- We theoretically analyze the impact of the parameter ε in PDEs on training difficulty for interface problems and prove the convergence of the proposed *Homotopy Dynamics* (Section 4).
- We conduct extensive experiments on various problem settings, including sharp interface problems, high-frequency function approximation, and operator learning, showcasing the potential of our method to be applied to a broader range of problems (Section 5).

2. Problem Setup

In this section, we first introduce the setting of the sharp interface problem investigated in this study, followed by the methodology for solving the sharp interface problem using

neural networks. Finally, we discuss the training difficulties encountered when applying neural networks to solve this problem, which is the motivation for our work.

2.1. Sharp Interface Problem

The form of the sharp interface problem is defined as follows:

$$\begin{cases} \mathcal{L}_\varepsilon u = f(u), & \text{in } \Omega, \\ \mathcal{B}u = g(x), & \text{on } \partial\Omega, \end{cases} \quad (1)$$

where \mathcal{L}_ε is a differential operator defining the PDE with certain parameters, \mathcal{B} is an operator associated with the boundary and/or initial conditions, and $\Omega \subseteq \mathbb{R}^d$. Here, ε is the PDE parameter that quantifies how singular the system is. Specifically, as $\varepsilon \rightarrow 0$, the PDE becomes increasingly singular, whereas, for $\varepsilon \rightarrow \infty$, the solution is easier to compute. For example, in the Allen-Cahn equation (3), ε represents the interfacial width parameter, while in Burgers' equation (27), ε corresponds to the viscosity coefficient. More details will be provided in Section 5.

2.2. Neural Networks for Solving PDEs

In this section, we focus on solution approximation rather than operator learning for simplicity, specifically using a neural network to approximate the PDE solution. In Section 5, we will demonstrate that our *Homotopy Dynamic* can also generalize to the operator learning case. the PDE problem is typically reformulated as the following non-linear least-squares problem, aiming to determine the parameters θ of the neural network $u(x; \theta)$ (commonly a multi-layer perceptron, MLP):

$$\begin{aligned} \min_{\theta \in \mathbb{R}^p} L(\theta) := & \frac{1}{2n_{\text{res}}} \underbrace{\sum_{i=1}^{n_{\text{res}}} (\mathcal{L}_\varepsilon u(\mathbf{x}_r^i; \theta) - f(u(\mathbf{x}_r^i; \theta)))^2}_{L_{\text{res}}} \\ & + \lambda \frac{1}{2n_{\text{bc}}} \underbrace{\sum_{i=1}^{n_{\text{bc}}} (\mathcal{B}u(\mathbf{x}_b^i; \theta) - g(\mathbf{x}_b^i))^2}_{L_{\text{bc}}}. \quad (2) \end{aligned}$$

Here L_{res} is the PDE residual loss, L_{bc} is the boundary loss and λ is a constant used to balance these two terms. The sets $\{\mathbf{x}_r^i\}_{i=1}^{n_{\text{res}}}$ represent the interior sample points, and $\{\mathbf{x}_b^j\}_{j=1}^{n_{\text{bc}}}$ represent the boundary sample points. We also introduce the ℓ_2 relative error (L2RE) to evaluate the discrepancy between the neural network solution and the ground truth, defined as

$$\text{L2RE} = \frac{\|u_\theta - u^*\|_2}{\|u^*\|_2},$$

where u_θ is the neural network solution and u^* is the ground truth.

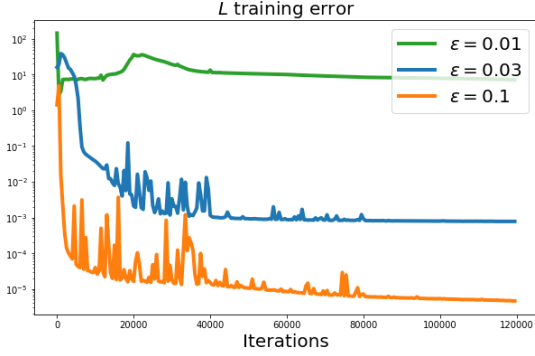


Figure 2. Training curves for different values of ε in solving the 1D Allen-Cahn steady-state equation. As ε decreases, the training error increases, indicating that the training process becomes progressively more difficult.

2.3. Challenges in Training Neural Networks

To illustrate the challenges in training, we consider the following one-dimensional Allen-Cahn steady-state equation as an example:

$$\begin{cases} \varepsilon^2 u''(x) + u^3 - u = 0, & x \in [0, 1], \\ u(0) = -1, & u(1) = 1, \end{cases} \quad (3)$$

where ε governs the thickness of the interface in the steady-state solution. A decrease in ε results in a thinner interface, leading to a sharper interface. The steady-state solution takes the following closed-form expression:

$$u(x) = \tanh\left(\frac{x - 0.5}{\sqrt{2}\varepsilon}\right), \quad (4)$$

where the interface is located at $x = 0.5$, and as ε decreases, the solution becomes sharper (Figure 3).

To show the challenges in the optimization problem defined in (2), we present the training curves for varying values of ε in Figure 2. As ε decreases, training errors increase. This is due to the significantly increased training difficulty and slower convergence for smaller ε , as the solution becomes sharper. In the subsequent sections, we analyze the underlying reasons for this phenomenon and introduce a homotopy dynamics-based approach to address the challenge.

3. Homotopy Dynamics

We introduce homotopy dynamics to improve the training of neural networks.

3.1. Homotopy Path Tracking

First, we introduce the homotopy function below:

$$H(u, \varepsilon) = \mathcal{L}_\varepsilon u - f(u) \equiv 0, \quad (5)$$

where ε is the parameter in the PDEs. Specifically, this formulation represents the PDE problem $\mathcal{L}_\varepsilon u = f(u)$. In this context, ε is treated as a path-tracking parameter. At $\varepsilon = \varepsilon_0$, we assume that the solutions to $H(u_0, \varepsilon_0) = 0$ are either known or can be easily approximated by neural networks. These solutions are referred to as the starting points. At $\varepsilon = \varepsilon_1$, the original system we aim to solve is recovered, which is referred to as the target system. Therefore, solving the target system involves tracking the solutions of $H(u, \varepsilon) = 0$ from $\varepsilon = \varepsilon_0$, where the solutions are known, to $\varepsilon = \varepsilon_1$, where the solutions are sought.

The process of path tracking between ε_0 and ε_1 is governed by solving the Davidenko differential equation:

$$\frac{dH(u(\varepsilon), \varepsilon)}{d\varepsilon} = \frac{\partial H(u(\varepsilon), \varepsilon)}{\partial u} \frac{du(\varepsilon)}{d\varepsilon} + \frac{\partial H(u(\varepsilon), \varepsilon)}{\partial \varepsilon} = 0, \quad (6)$$

with the initial condition $u(\varepsilon_0) = u_0$. Thus, path tracking reduces to numerically solving an initial value problem, with the starting points acting as the initial conditions. Additionally, the boundary condition in (1) should be taken into account when solving the initial value problem numerically.

3.2. Incorporating Homotopy Dynamics into Neural Network Training

To enhance the neural network training process, we incorporate homotopy dynamics by gradually transitioning the network from an easier problem (with a larger ε_0) to the original target problem (with ε_1). This approach helps mitigate the challenges associated with training networks for problems involving small values of ε , where solutions become increasingly sharp and harder to compute. Specifically, we denote the neural network solution for Eq. (1) as $u(x; \theta(\varepsilon))$. The homotopy path tracking for training neural networks can then be refined as:

$$H_u \nabla_{\theta} u \cdot \frac{d\theta(\varepsilon)}{d\varepsilon} + H_\varepsilon = 0, \quad (7)$$

where $H_u = \frac{\partial H}{\partial u}$, $H_\varepsilon = \frac{\partial H}{\partial \varepsilon}$ and $\nabla_{\theta} u$ represents the Jacobian with respect to the neural network parameters θ . Thus we can derive the homotopy dynamics system as:

$$\frac{d\theta(\varepsilon)}{d\varepsilon} = -(H_u \nabla_{\theta} u)^\dagger H_\varepsilon, \quad \varepsilon \in [\varepsilon_0, \varepsilon_n], \quad (8)$$

with the initial condition $\theta(\varepsilon_0) = \theta_0$ and \dagger stands for Moore–Penrose inverse (Ben-Israel & Greville, 2006). Thus, to solve the sharp interface problem (1) where ε is small, we can first solve (1) with a large ε using the loss function (2). Then, by following the homotopy dynamics path tracking (8), we can progressively obtain the solution for smaller values of ε , ultimately solving the sharp interface problem.

In particular, path tracking in homotopy dynamics reduces to solving initial value problems numerically, with the start

points serving as the initial conditions. For different neural network architectures, we propose two strategies, which are summarized in **Algorithm 1**.

One is to solve the initial value problem by using the forward Euler method, as follows:

$$\boldsymbol{\theta}(\varepsilon_k) = \boldsymbol{\theta}(\varepsilon_{k-1}) - \Delta\varepsilon_k \nabla_{\boldsymbol{\theta}} u(\varepsilon_{k-1})^\dagger H_u^{-1} H_\varepsilon, \quad (9)$$

where $\Delta\varepsilon_k = \varepsilon_{k-1} - \varepsilon_k$. This approach is effective for small neural networks, as the pseudo-inverse is easy to compute.

The other approach is to introduce the Homotopy Loss in the optimization, formulated as:

$$\min_{\boldsymbol{\theta}(\varepsilon_k) \in \mathbb{R}^p} L_{\text{Hom}}(\boldsymbol{\theta}(\varepsilon_k)) := L_H + \lambda L_{\text{bc}} + \alpha L_{H_\varepsilon}, \quad (10)$$

where L_H is defined in Eq. (12), and L_{H_ε} is the loss function from Homotopy Dynamics, which is

$$L_{H_\varepsilon} = \frac{1}{2n_{\text{res}}} \sum_{i=1}^{n_{\text{res}}} \left(H_u(u_{\boldsymbol{\theta}(\varepsilon_k)}(\mathbf{x}_r^i), \varepsilon) \frac{\Delta u_k}{\Delta \varepsilon_k} + H_\varepsilon(u_{\boldsymbol{\theta}(\varepsilon_k)}(\mathbf{x}_r^i), \varepsilon) \right)^2.$$

This approach is suitable for large neural networks, as it does not require the computation of the pseudo-inverse.

and $\Delta u_k = u_{\boldsymbol{\theta}(\varepsilon_k)} - u_{\boldsymbol{\theta}(\varepsilon_{k-1})}$.

Algorithm 1 Homotopy Dynamics Path Tracking

input tolerance τ , list of parameter $\varepsilon_0, \varepsilon_1, \dots, \varepsilon_n$

Phase I: Directly train NN for large ε_0

while $L(\boldsymbol{\theta}(\varepsilon_0)) > \tau$ **do**

$\min L(\boldsymbol{\theta}(\varepsilon_0))$

end while

Phase II: Homotopy dynamics path tracking

for $k = 1, \dots, n$ **do**

$\Delta\varepsilon_k = \varepsilon_{k-1} - \varepsilon_k$

 Strategy 1. Numerical Solution via Forward Euler Evolution:

$\boldsymbol{\theta}(\varepsilon_k) = \boldsymbol{\theta}(\varepsilon_{k-1}) - \Delta\varepsilon_k \nabla_{\boldsymbol{\theta}} u(\varepsilon_{k-1})^\dagger H_u^{-1} H_\varepsilon$

 Strategy 2. Optimization using Homotopy Loss:

while $L_{\text{Hom}}(\boldsymbol{\theta}(\varepsilon_k)) > \tau$ **do**

$\Delta\varepsilon_k = \varepsilon_{k-1} - \varepsilon_k$

$\min L_{\text{Hom}}(\boldsymbol{\theta}(\varepsilon_k))$

end while

end for

output $u_{\boldsymbol{\theta}(\varepsilon_n)}$

Example: 1D Allen-Cahn steady-state equation. We demonstrate our proposed method on the one-dimensional Allen-Cahn steady-state equation by defining the following homotopy function:

$$H(u_{\boldsymbol{\theta}}, \varepsilon) = \varepsilon^2 u_{\boldsymbol{\theta}}''(x) + u_{\boldsymbol{\theta}}^3 - u_{\boldsymbol{\theta}} \equiv 0. \quad (11)$$

Following the homotopy dynamics in Eq. (8), we set the initial value at $\varepsilon = 0.1$ and gradually decrease it to the final value $\varepsilon_n = 0.01$. The initial solution, $\boldsymbol{\theta}(\varepsilon_0)$, is obtained

Table 1. Training losses for both the classical training and homotopy dynamics with different ε . The homotopy dynamics approach achieves both a smaller loss and a lower L2RE compared to the classical method.

	$\varepsilon = 0.1$		$\varepsilon = 0.03$		$\varepsilon = 0.01$	
	Loss	L2RE	Loss	L2RE	Loss	L2RE
Classical training	5.00e-6	1.71e-2	7.76e-4	1.11	7.21	8.17e-1
Homotopy dynamics	5.00e-6	1.71e-2	7.45e-8	9.83e-3	4.63e-8	8.08e-3

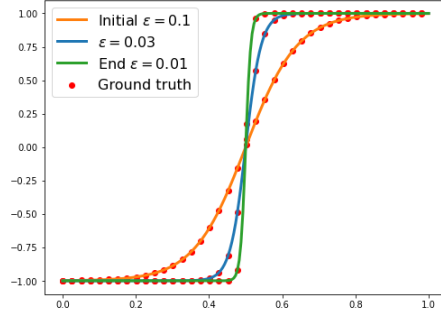


Figure 3. Evolution of the Homotopy dynamics for steady state 1D Allen-Cahn equation. The L2RE for $\varepsilon = 0.01$ is $8.08e - 3$.

using the standard training process by directly minimizing (2). The results and the evolution process are presented in Table 1 and Figure 3. These results show that when ε is large, the original training method achieves a relatively small error, leading to an accurate solution. However, as ε decreases, the error increases, which reduces the accuracy of the solution. In contrast, the homotopy dynamics-based approach maintains accuracy effectively as ε decreases.

4. Theory

In this section, we provide theoretical support for homotopy dynamics. In the first part, we demonstrate that for certain PDEs with small parameters, direct training using PINN methods is highly challenging. This analysis is based on the neural tangent kernel (NTK) framework (Allen-Zhu et al., 2019). In the second part, we show that homotopy dynamics will converge to the solution with a small parameter ε , provided that the dynamic step size is sufficiently small and the initial solution has been well learned by the neural network.

4.1. Challenges in Training Neural Network with Small Certain Parameters

Let us consider training neural networks without homotopy dynamics. The corresponding loss function can be expressed as

$$L_H(\boldsymbol{\theta}) = \frac{1}{2n} \sum_{i=1}^n H^2(u_{\boldsymbol{\theta}}(\mathbf{x}_i), \varepsilon), \quad (12)$$

where $\{\mathbf{x}_i\}_{i=1}^n$ represents the training data used to optimize the neural network. Here, we assume that the parameter ε in the PDE appears only in the interior terms and not in the boundary conditions. Therefore, in this section, we omit the effect of boundary conditions, as the behavior at the boundary remains unchanged for any given ε .

Furthermore, to simplify the notation, we use n instead of n_{res} and denote \mathbf{x}_r^i simply as \mathbf{x}_i comparing with Eq. (2).

In the classical approach, such a loss function is optimized using gradient descent, stochastic gradient descent, or Adam. Considering the training process of gradient descent in its continuous form, it can be expressed as:

$$\begin{aligned} \frac{d\boldsymbol{\theta}}{dt} &= -\nabla_{\boldsymbol{\theta}}L(\boldsymbol{\theta}) \\ &= -\frac{1}{n} \sum_{i=1}^n H(u_{\boldsymbol{\theta}}(\mathbf{x}_i), \varepsilon) \delta_{\phi} H(u_{\boldsymbol{\theta}}(\mathbf{x}_i), \varepsilon) \nabla_{\boldsymbol{\theta}} u_{\boldsymbol{\theta}}(\mathbf{x}_i), \\ &= -\frac{1}{n} \mathbf{H}(u_{\boldsymbol{\theta}}(\mathbf{x}), \varepsilon) \cdot \mathbf{S}, \end{aligned} \quad (13)$$

where t in this section is the time of the gradient decent process instead of the time in PDEs, and

$$\begin{aligned} \mathbf{H}(u_{\boldsymbol{\theta}}(\mathbf{x}), \varepsilon) &:= [H(u_{\boldsymbol{\theta}}(\mathbf{x}_i), \varepsilon) \delta_{\phi} H(u_{\boldsymbol{\theta}}(\mathbf{x}_i), \varepsilon)]_{i=1}^n \\ &= \mathbf{l} \cdot \mathbf{D}_{\varepsilon}, \end{aligned} \quad (14)$$

and

$$\mathbf{l} := [H(\phi(\mathbf{x}_i, \boldsymbol{\theta}), \varepsilon)]_{i=1}^n \in \mathbb{R}^{1 \times n}, \mathbf{D}_{\varepsilon} \in \mathbb{R}^{n \times n} \quad (15)$$

where \mathbf{D}_{ε} represents the discrete form of the variation of PDEs in different scenarios. Furthermore,

$$\mathbf{S} = [\nabla_{\boldsymbol{\theta}} u_{\boldsymbol{\theta}}(\mathbf{x}_1), \dots, \nabla_{\boldsymbol{\theta}} u_{\boldsymbol{\theta}}(\mathbf{x}_n)]. \quad (16)$$

Therefore, we obtain

$$\begin{aligned} \frac{dL(\boldsymbol{\theta})}{dt} &= \nabla_{\boldsymbol{\theta}}L(\boldsymbol{\theta}) \frac{d\boldsymbol{\theta}}{dt} \\ &= -\frac{1}{n^2} \mathbf{H}(u_{\boldsymbol{\theta}}(\mathbf{x}), \varepsilon) \mathbf{S} \mathbf{S}^{\top} \mathbf{H}^{\top}(u_{\boldsymbol{\theta}}(\mathbf{x}), \varepsilon) \\ &= -\frac{1}{n^2} \mathbf{l} \mathbf{D}_{\varepsilon} \mathbf{S} \mathbf{S}^{\top} \mathbf{D}_{\varepsilon}^{\top} \mathbf{l}^{\top}. \end{aligned} \quad (17)$$

Hence, the kernel of the gradient descent update is given by

$$\mathbf{K}_{\varepsilon} := \mathbf{D}_{\varepsilon} \mathbf{S} \mathbf{S}^{\top} \mathbf{D}_{\varepsilon}^{\top}. \quad (18)$$

The following theorem provides an upper bound for the smallest eigenvalue of the kernel and its role in the gradient descent dynamics:

Theorem 4.1 (Effectiveness of Training via the Eigenvalue of the Kernel). *Suppose $\lambda_{\min}(\mathbf{S} \mathbf{S}^{\top}) > 0$ and \mathbf{D}_{ε} is non-singular, and let $\varepsilon \geq 0$ be a constant. Then, we have $\lambda_{\min}(\mathbf{K}_{\varepsilon}) > 0$, and there exists $T > 0$ such that*

$$L(\boldsymbol{\theta}(t)) \leq L(\boldsymbol{\theta}(0)) \exp\left(-\frac{\lambda_{\min}(\mathbf{K}_{\varepsilon})}{n} t\right) \quad (19)$$

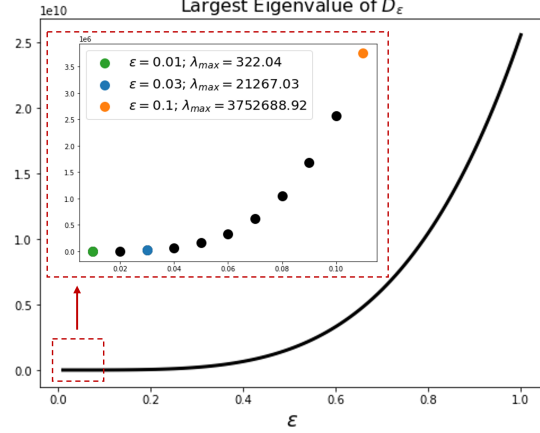


Figure 4. Largest eigenvalue of \mathbf{D}_{ε} (21) for different ε . A smaller ε results in a smaller largest eigenvalue of (21), leading to a slower convergence rate and increased difficulty in training.

for all $t \in [0, T]$. Furthermore,

$$\lambda_{\min}(\mathbf{K}_{\varepsilon}) \leq \lambda_{\min}(\mathbf{S} \mathbf{S}^{\top}) \lambda_{\max}(\mathbf{D}_{\varepsilon} \mathbf{D}_{\varepsilon}^{\top}). \quad (20)$$

Remark 4.2. For $\mathbf{S} \mathbf{S}^{\top}$, previous works such as (Luo & Yang, 2020; Allen-Zhu et al., 2019; Arora et al., 2019; Cao & Gu, 2020; Yang et al., 2025) demonstrate that it becomes positive when the width of the neural network is sufficiently large with ReLU activation functions. Additionally, (Gao et al., 2023) discusses the positivity of the gradient kernel in PINNs for solving heat equations. Therefore, we can reasonably assume that $\mathbf{S} \mathbf{S}^{\top}$ is a strictly positive matrix. In Appendix A.1, we present a specific scenario where $\lambda_{\min}(\mathbf{S} \mathbf{S}^{\top}) > 0$ holds with high probability.

This theorem demonstrates that the smallest eigenvalue of the kernel directly affects the training speed. Equation (20) shows that the upper bound of $\lambda_{\min}(\mathbf{K}_{\varepsilon})$ can be influenced by $\lambda_{\max}(\mathbf{D}_{\varepsilon} \mathbf{D}_{\varepsilon}^{\top})$. In many PDE settings, the maximum eigenvalue $\lambda_{\max}(\mathbf{D}_{\varepsilon} \mathbf{D}_{\varepsilon}^{\top})$ tends to be small when ε is small. For example, in this paper, we consider the Allen-Cahn equation, given by

$$-\varepsilon^2 \Delta u + f(u) = 0,$$

where $f(u) = u^3 - u$. In this case, \mathbf{D}_{ε} corresponds to the discrete form of the operator $-\varepsilon^2 \Delta + f'(u)$, which can be written as

$$\mathbf{D}_{\varepsilon} = -\varepsilon^2 \Delta_{\text{dis}} + \text{diag}(f'(u(\mathbf{x}_1)), \dots, f'(u(\mathbf{x}_n))). \quad (21)$$

According to (Morton & Mayers, 2005), the discrete Laplacian $-\varepsilon^2 \Delta_{\text{dis}}$ is strictly positive. Specifically, in the one-dimensional case, its largest eigenvalue is given by

$$4\varepsilon^2 n^2 \cos^2 \frac{\pi}{2n+1},$$

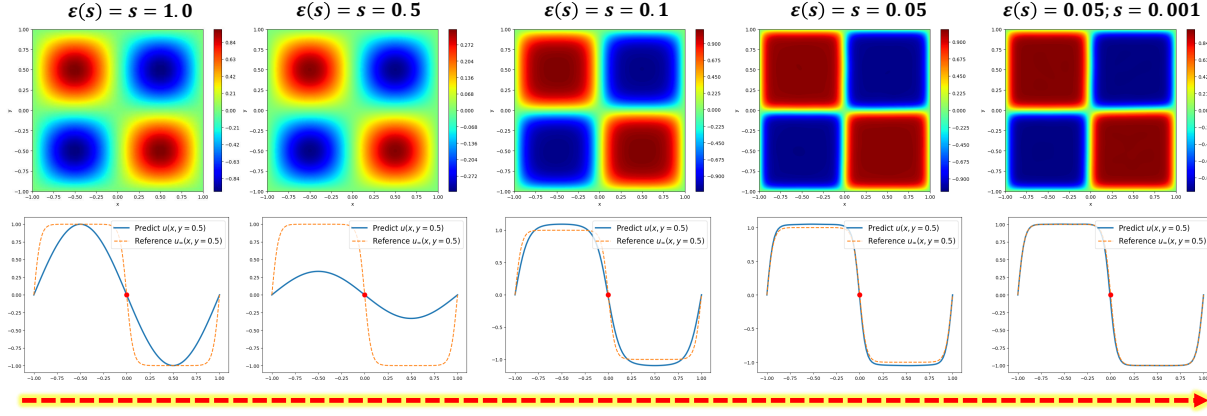


Figure 5. 2D Allen Cahn Equation. (Top) Evolution of the Homotopy Dynamics. (Bottom) Plot for Cross-section of $u(x, y)$ at $y = 0.5$ i.e., $u(x, y = 0.5)$. The reference solution $u_\infty(x)$ represents the ground truth steady-state solution. The L2RE is $8.78e - 3$. Number of residual points is $n_{res} = 50 \times 50$.

which is close $4\varepsilon^2 n^2$ as n is large enough.

Moreover, since $f'(u(x_i))$ ranges between -1 and 2 , when ε is large (close to 1), the largest eigenvalue of D_ε becomes very large, regardless of the sampling locations $\{x_i\}_{i=1}^n$, as shown in Figure 4 for the case $n = 200$. Therefore, according to Theorem 4.1, the upper bound of the smallest eigenvalue of K_ε will also be large, specifically of order n^4 with respect to n in this case due to Weyl's inequalities. Consequently, the training speed can reach $\exp(-Cn^3 t)$ based on Eq. (19), which is fast and implies that training is easy.

However, when ε is small (close to 0), the largest eigenvalue of D_ε is only of order 1 with respect to n , which implies that the upper bound of the smallest eigenvalue of K_ε will no longer be of order 1 with respect to n . Therefore, the training speed can reach $\exp(-Ct/n)$ based on Eq. (19), which is slow and indicates that training is difficult in this case.

4.2. Convergence of Homotopy Dynamics

In this section, we aim to demonstrate that homotopy dynamics is a reasonable approach for obtaining the solution when ε is small. For simplicity of notation, we denote $u(\varepsilon)$ as the exact solution of $H(u, \varepsilon) = 0$ and $U(\varepsilon)$ as its numerical approximation in the simulation. Suppose $H(u(\varepsilon), \varepsilon) = 0$, and assume that $\frac{\partial H(u(\varepsilon), \varepsilon)}{\partial u}$ is invertible. Then, the dynamical system (6) can be rewritten as

$$\frac{du}{d\varepsilon} = - \left(\frac{\partial H(u(\varepsilon), \varepsilon)}{\partial u} \right)^{-1} \frac{\partial H(u(\varepsilon), \varepsilon)}{\partial \varepsilon} =: h(u(\varepsilon), \varepsilon). \quad (22)$$

Applying Euler's method to this dynamic system, we obtain

$$U(\varepsilon_{k+1}) = U(\varepsilon_k) + (\varepsilon_{k+1} - \varepsilon_k)h(U(\varepsilon_k), \varepsilon_k). \quad (23)$$

The following theorem shows that if $u(\varepsilon_0) - U(\varepsilon_0)$ is small and the step size $(\varepsilon_{k+1} - \varepsilon_k)$ is sufficiently small at each step, then $u(\varepsilon_k) - U(\varepsilon_k)$ remains small.

Theorem 4.3 (Convergence of Homotopy Dynamics). *Suppose $h(\varepsilon, u)$ is a continuous operator for $0 \leq \varepsilon_n \leq \varepsilon_0$ and $u \in H^2(\Omega)$, and*

$$\|h(u_1, \varepsilon) - h(u_2, \varepsilon)\|_{H^2(\Omega)} \leq K_\varepsilon \|u_1 - u_2\|_{H^2(\Omega)}.$$

Assume there exists a constant K such that

$$(\varepsilon_k - \varepsilon_{k+1})K_{\varepsilon_k} \leq K \cdot \frac{\varepsilon_0 - \varepsilon_n}{N}$$

and

$$\tau := \frac{n}{\varepsilon_0 - \varepsilon_n} \sup_{0 \leq k \leq n} (\varepsilon_k - \varepsilon_{k+1})^2 \|u(\varepsilon_k)\|_{H^4(\Omega)} \ll 1,$$

$$e_0 := \|u(\varepsilon_0) - U(\varepsilon_0)\|_{H^2(\Omega)} \ll 1$$

then we have

$$\begin{aligned} & \|u(\varepsilon_n) - U(\varepsilon_n)\|_{H^2(\Omega)} \\ & \leq e_0 e^{K(\varepsilon_0 - \varepsilon_n)} + \frac{\tau(e^{K(\varepsilon_0 - \varepsilon_n)} - 1)}{2K} \ll 1. \end{aligned} \quad (24)$$

The proof of Theorem 4.3 is inspired by (Antonakopoulos et al., 2022).

Theorem 4.3 shows that if e_0 is small and the step size $(\varepsilon_{k+1} - \varepsilon_k)$ is sufficiently small at each step and satisfies

$$(\varepsilon_k - \varepsilon_{k+1})K_{\varepsilon_k} \leq K \cdot \frac{\varepsilon_0 - \varepsilon_n}{n},$$

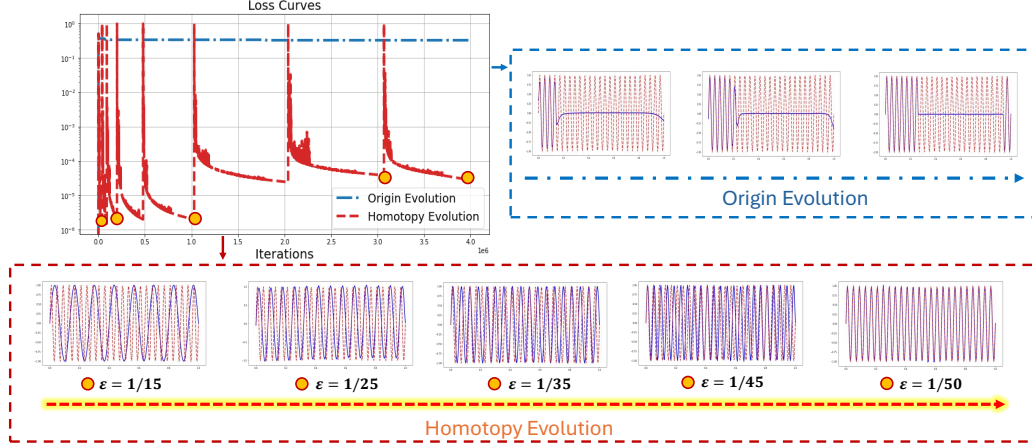


Figure 6. High-frequency function $\sin(50\pi x)$ approximation: Comparison of loss curves between original evolution and homotopy evolution. The comparison shows that homotopy evolution effectively reduces the loss, successfully approximating the high-frequency function, while the original evolution fails. The number of residual points is $n_{\text{res}} = 300$.

i.e., the training step size should depend on the Lipschitz constant of $h(u, \varepsilon)$, ensuring stable training, then $u(\varepsilon_k) - U(\varepsilon_k)$ remains small. The initial error e_0 can be very small since we use a neural network to approximate the solution of PDEs for large ε , where learning is effective.

The error e_0 consists of approximation, generalization, and training errors. The approximation error reflects the gap between the exact PDE solution and the neural network’s hypothesis space, the generalization error arises from the challenges of learning with finite samples, and the training error results from optimizing the neural network’s loss function. The training error can be well controlled by Theorem 4.1 when ε is large, while the approximation and generalization errors can be small if the sample size is sufficiently large and the neural network is expressive enough.

The theoretical support for this result can be found in (Yang et al., 2023a; Yang & He, 2024), which we discuss further in Appendix A.4.

5. Experiments

We conduct several experiments across different problem settings to assess the efficiency of our proposed method. Detailed descriptions of the experimental settings are provided in Appendix B.

5.1. 2D Allen Cahn Equation

First, we consider the following time-dependent problem:

$$\begin{aligned} u_t &= \varepsilon^2 \Delta u - u(u^2 - 1), \quad (x, y) \in [-1, 1] \times [-1, 1] \\ u(x, y, 0) &= -\sin(\pi x) \sin(\pi y) \\ u(-1, y, t) &= u(1, y, t) = u(x, -1, t) = u(x, 1, t) = 0. \end{aligned} \quad (25)$$

We aim to find the steady-state solution for this equation with $\varepsilon = 0.05$ and define the homotopy as:

$$H(u, s, \varepsilon) = (1 - s) (\varepsilon(s)^2 \Delta u - u(u^2 - 1)) + s(u - u_0),$$

where $s \in [0, 1]$. Specifically, when $s = 1$, the initial condition u_0 is automatically satisfied, and when $s = 0$, it recovers the steady-state problem. The function $\varepsilon(s)$ is given by

$$\varepsilon(s) = \begin{cases} s, & s \in [0.05, 1], \\ 0.05, & s \in [0, 0.05]. \end{cases} \quad (26)$$

Here, $\varepsilon(s)$ varies with s during the first half of the evolution. Once $\varepsilon(s)$ reaches 0.05, it remains fixed, and only s continues to evolve toward 0. As shown in Figure 5, the relative L_2 error by homotopy dynamics is 8.78×10^{-3} , compared with the result obtained by PINN, which has a L_2 error of 9.56×10^{-1} . This clearly demonstrates that the homotopy dynamics-based approach significantly improves accuracy.

5.2. High Frequency Function Approximation

We aim to approximate the following function: $u = \sin(50\pi x)$, $x \in [0, 1]$. The homotopy is defined as $H(u, \varepsilon) = u - \sin(\frac{1}{\varepsilon}\pi x)$, where $\varepsilon \in [\frac{1}{50}, \frac{1}{15}]$.

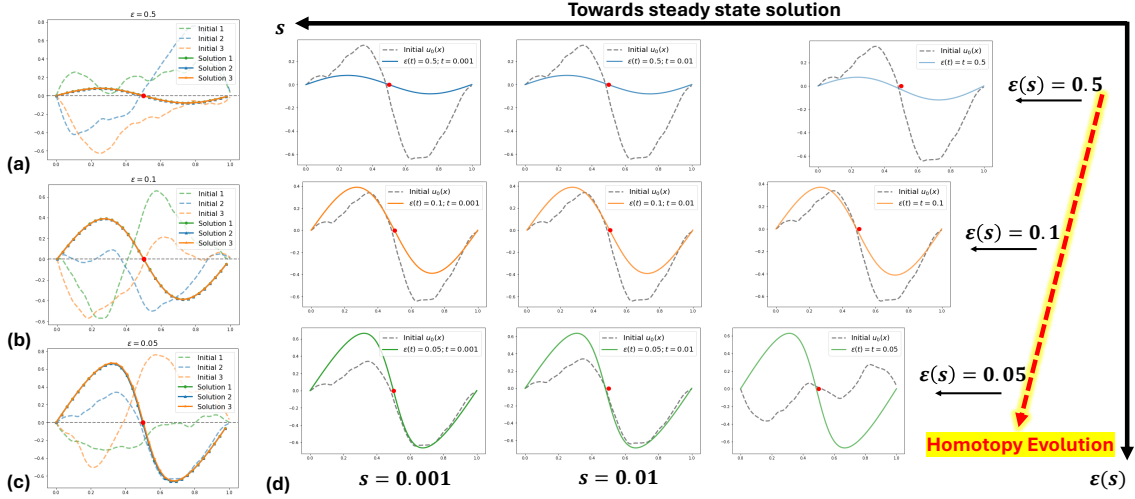


Figure 7. 1D Burgers' Equation (Operator Learning): Steady-state solutions for different initializations u_0 under varying viscosity ε : (a) $\varepsilon = 0.5$, (b) $\varepsilon = 0.1$, (c) $\varepsilon = 0.05$. The results demonstrate that all final test solutions converge to the correct steady-state solution. (d) Illustration of the evolution of a test initialization u_0 following homotopy dynamics. The number of residual points is $n_{\text{res}} = 128$.

Table 2. Comparison of the lowest loss achieved by the classical training and homotopy dynamics for different values of ε in approximating $\sin(\frac{1}{\varepsilon}\pi x)$

	$\varepsilon = 1/15$	$\varepsilon = 1/35$	$\varepsilon = 1/50$
Classical Loss	4.91e-6	7.21e-2	3.29e-1
Homotopy Loss L_H	1.73e-6	1.91e-6	2.82e-5

As shown in Figure 6, due to the F-principle (Xu et al., 2024), training is particularly challenging when approximating high-frequency functions like $\sin(50\pi x)$. The loss decreases slowly, resulting in poor approximation performance. However, training based on homotopy dynamics significantly reduces the loss, leading to a better approximation of high-frequency functions. This demonstrates that homotopy dynamics-based training can effectively facilitate convergence when approximating high-frequency data. Additionally, we compare the loss for approximating functions with different frequencies $1/\varepsilon$ using both methods. The results, presented in Table 2, show that the homotopy dynamics training method consistently performs well for high-frequency functions.

5.3. Burgers Equation

In this example, we adopt the operator learning framework to solve for the steady-state solution of the Burgers equation,

given by:

$$\begin{aligned}
 u_t + \left(\frac{u^2}{2}\right)_x - \varepsilon u_{xx} &= \pi \sin(\pi x) \cos(\pi x), \quad x \in [0, 1] \\
 u(x, 0) &= u_0(x), \\
 u(0, t) = u(1, t) &= 0,
 \end{aligned} \tag{27}$$

with Dirichlet boundary conditions, where $u_0 \in L_0^2((0, 1); \mathbb{R})$ is the initial condition and $\varepsilon \in \mathbb{R}$ is the viscosity coefficient. We aim to learn the operator mapping the initial condition to the steady-state solution, $G^\dagger : L_0^2((0, 1); \mathbb{R}) \rightarrow H_0^1((0, 1); \mathbb{R})$, defined by $u_0 \mapsto u_\infty$ for any $r > 0$. As shown in Theorem 2.2 of (Kreiss & Kreiss, 1986) and Theorems 2.5 and 2.7 of (Hao & Yang, 2019), for any $\varepsilon > 0$, the steady-state solution is independent of the initial condition, with a single shock occurring at $x_s = 0.5$. Here, we use DeepONet (Lu et al., 2021a) as the network architecture. The homotopy definition, similar to Equation (25), can be found in Appendix B.5. The results can be found in Figure 7 and Table 3. Experimental results show that the homotopy dynamics strategy performs well in the operator learning setting as well.

Table 3. Comparison of loss between classical training and homotopy dynamics for different values of ε in the Burgers equation, along with the MSE distance to the ground truth shock location, x_s .

	$\varepsilon = 0.5$	$\varepsilon = 0.1$	$\varepsilon = 0.05$
Homotopy Loss L_H	7.55e-7	3.40e-7	7.77e-7
L2RE	1.50e-3	7.00e-4	2.52e-2
MSE Distance x_s	1.75e-8	9.14e-8	1.2e-3

6. Conclusion

In this work, we explore the challenges of using neural networks to solve sharp interface problems. Specifically, we analyze the training difficulties caused by certain parameters in the PDEs. To overcome these challenges, we propose a training method based on homotopy dynamics to accelerate the training process for sharp interface problems. Our theoretical analysis supports the convergence of the proposed homotopy dynamics. Experimental results demonstrate that our method not only effectively captures the sharp interfaces but also facilitates the training of neural networks for approximating high-frequency functions, highlighting the potential of our approach for broader applications.

Acknowledgements

Y.Y. and W.H. was supported by National Institute of General Medical Sciences through grant 1R35GM146894. The work of Y.X. was supported by the Project of Hetao Shenzhen-HKUST Innovation Cooperation Zone HZQB-KCZYB-2020083.

Impact Statement

This paper presents work whose goal is to advance the field of scientific machine learning. There are many potential societal consequences of our work, none which we feel must be specifically highlighted here.

References

- Allen, S. M. and Cahn, J. W. Coherent and incoherent equilibria in iron-rich iron-aluminum alloys. *Acta Metallurgica*, 23(9):1017–1026, 1975.
- Allen-Zhu, Z., Li, Y., and Song, Z. A convergence theory for deep learning via over-parameterization. In *International conference on machine learning*, pp. 242–252. PMLR, 2019.
- Antonakopoulos, K., Mertikopoulos, P., Piliouras, G., and Wang, X. AdaGrad Avoids Saddle Points. In *Proceedings of the 39th International Conference on Machine Learning*, 2022.
- Arora, S., Du, S. S., Hu, W., Li, Z., Salakhutdinov, R. R., and Wang, R. On exact computation with an infinitely wide neural net. *Advances in neural information processing systems*, 32, 2019.
- Ben-Israel, A. and Greville, T. N. *Generalized inverses: theory and applications*. Springer Science & Business Media, 2006.
- Burgers, J. M. A mathematical model illustrating the theory of turbulence. *Advances in applied mechanics*, 1:171–199, 1948.
- Cao, Y. and Gu, Q. Generalization error bounds of gradient descent for learning over-parameterized deep relu networks. In *Proceedings of the AAAI Conference on Artificial Intelligence*, volume 34, pp. 3349–3356, 2020.
- Chen, C., Yang, Y., Xiang, Y., and Hao, W. Automatic differentiation is essential in training neural networks for solving differential equations. *arXiv preprint arXiv:2405.14099*, 2024a.
- Chen, C., Zhou, Q., Yang, Y., Xiang, Y., and Luo, T. Quantifying training difficulty and accelerating convergence in neural network-based pde solvers. *arXiv preprint arXiv:2410.06308*, 2024b.
- Chen, J., Chi, X., Yang, Z., et al. Bridging traditional and machine learning-based algorithms for solving PDEs: the random feature method. *J Mach Learn*, 1:268–98, 2022.
- Chen, Q. and Hao, W. A homotopy training algorithm for fully connected neural networks. *Proceedings of the Royal Society A*, 475(2231):20190662, 2019.
- Cuomo, S., Di Cola, V. S., Giampaolo, F., Rozza, G., Raissi, M., and Piccialli, F. Scientific Machine Learning Through Physics-Informed Neural Networks: Where We Are and What’s Next. *J. Sci. Comput.*, 92(3), 2022.
- Dong, S. and Wang, Y. A method for computing inverse parametric PDE problems with random-weight neural networks. *Journal of Computational Physics*, 489:112263, 2023.
- E, W. and Yu, B. The Deep Ritz Method: A Deep Learning-Based Numerical Algorithm for Solving Variational Problems. *Communications in Mathematics and Statistics*, 6(1):1–12, 2018.
- Evans, L. C. *Partial differential equations*, volume 19. American Mathematical Society, 2022.
- Gao, Y., Gu, Y., and Ng, M. Gradient descent finds the global optima of two-layer physics-informed neural networks. In *International Conference on Machine Learning*, pp. 10676–10707. PMLR, 2023.
- Gao, Z., Tang, T., Yan, L., and Zhou, T. Failure-informed adaptive sampling for pinns, part ii: combining with re-sampling and subset simulation. *Communications on Applied Mathematics and Computation*, 6(3):1720–1741, 2024.
- Glorot, X. and Bengio, Y. Understanding the difficulty of training deep feedforward neural networks. In *Proceedings of the Thirteenth International Conference on Artificial Intelligence and Statistics*, 2010.

- Grisvard, P. *Elliptic problems in nonsmooth domains*. SIAM, 2011.
- Han, J., Jentzen, A., and E, W. Solving high-dimensional partial differential equations using deep learning. *Proceedings of the National Academy of Sciences*, 115(34): 8505–8510, 2018.
- Hao, W. and Yang, Y. Convergence of a homotopy finite element method for computing steady states of burgers’ equation. *ESAIM: Mathematical Modelling and Numerical Analysis*, 53(5):1629–1644, 2019.
- Hao, W., Li, R. P., Xi, Y., Xu, T., and Yang, Y. Multi-scale neural networks for approximating green’s functions. *arXiv preprint arXiv:2410.18439*, 2024.
- Hao, W., Liu, X., and Yang, Y. Newton informed neural operator for solving nonlinear partial differential equations. In *The Thirty-eighth Annual Conference on Neural Information Processing Systems*, 2025.
- Karniadakis, G. E., Kevrekidis, I. G., Lu, L., Perdikaris, P., Wang, S., and Yang, L. Physics-informed machine learning. *Nature Reviews Physics*, 3(6):422–440, 2021.
- Kreiss, G. and Kreiss, H.-O. Convergence to steady state of solutions of burgers’ equation. *Applied Numerical Mathematics*, 2(3):161–179, 1986. ISSN 0168-9274. doi: [https://doi.org/10.1016/0168-9274\(86\)90026-7](https://doi.org/10.1016/0168-9274(86)90026-7). URL <https://www.sciencedirect.com/science/article/pii/0168927486900267>. Special Issue in Honor of Milt Rose’s Sixtieth Birthday.
- Krishnapriyan, A., Gholami, A., Zhe, S., Kirby, R., and Mahoney, M. W. Characterizing possible failure modes in physics-informed neural networks. In *Advances in Neural Information Processing Systems*, 2021.
- Li, C.-K. and Mathias, R. The lidskii-mirsky-wielandt theorem—additive and multiplicative versions. *Numerische Mathematik*, 81:377–413, 1999.
- Li, Z., Kovachki, N. B., Azizzadenesheli, K., liu, B., Bhattacharya, K., Stuart, A., and Anandkumar, A. Fourier Neural Operator for Parametric Partial Differential Equations. In *International Conference on Learning Representations*, 2021.
- Liu, X., Xu, B., Cao, S., and Zhang, L. Mitigating spectral bias for the multiscale operator learning. *Journal of Computational Physics*, 506:112944, 2024. ISSN 0021-9991. doi: <https://doi.org/10.1016/j.jcp.2024.112944>. URL <https://www.sciencedirect.com/science/article/pii/S0021999124001931>.
- Liu, Z. Multi-scale deep neural network (mscalednn) for solving poisson-boltzmann equation in complex domains. *Communications in Computational Physics*, 28(5), 2020.
- Lu, L., Jin, P., Pang, G., Zhang, Z., and Karniadakis, G. E. Learning nonlinear operators via DeepONet based on the universal approximation theorem of operators. *Nature Machine Intelligence*, 3(3):218–229, 2021a.
- Lu, Y., Lu, J., and Wang, M. A priori generalization analysis of the deep Ritz method for solving high dimensional elliptic partial differential equations. In *Conference on learning theory*, pp. 3196–3241. PMLR, 2021b.
- Luo, T. and Yang, H. Two-layer neural networks for partial differential equations: Optimization and generalization theory. *arXiv preprint arXiv:2006.15733*, 2020.
- Morton, K. W. and Mayers, D. F. *Numerical solution of partial differential equations: an introduction*. Cambridge university press, 2005.
- Paszke, A., Gross, S., Massa, F., Lerer, A., Bradbury, J., Chanan, G., Killeen, T., Lin, Z., Gimelshein, N., Antiga, L., Desmaison, A., Köpf, A., Yang, E. Z., DeVito, Z., Raison, M., Tejani, A., Chilamkurthy, S., Steiner, B., Fang, L., Bai, J., and Chintala, S. PyTorch: An Imperative Style, High-Performance Deep Learning Library. *arXiv preprint arXiv:1912.01703*, 2019.
- Raissi, M., Perdikaris, P., and Karniadakis, G. Physics-informed neural networks: A deep learning framework for solving forward and inverse problems involving nonlinear partial differential equations. *Journal of Computational Physics*, 378:686–707, 2019.
- Rathore, P., Lei, W., Frangella, Z., Lu, L., and Udell, M. Challenges in training pinns: A loss landscape perspective. *arXiv preprint arXiv:2402.01868*, 2024.
- Siegel, J. W. and Xu, J. Approximation rates for neural networks with general activation functions. *Neural Networks*, 128:313–321, 2020.
- Sun, J., Dong, S., and Wang, F. Local randomized neural networks with discontinuous Galerkin methods for partial differential equations. *Journal of Computational and Applied Mathematics*, 445:115830, 2024.
- Vershynin, R. *High-dimensional probability: An introduction with applications in data science*, volume 47. Cambridge university press, 2018.
- Wang, B. Multi-scale deep neural network (mscalednn) methods for oscillatory stokes flows in complex domains. *Communications in Computational Physics*, 28(5):2139–2157, 2020.
- Wight, C. L. and Zhao, J. Solving allen-cahn and cahn-hilliard equations using the adaptive physics informed neural networks. *arXiv preprint arXiv:2007.04542*, 2020.

- Xu, X. A variational analysis for the moving finite element method for gradient flows. *arXiv preprint arXiv:2009.01393*, 2020.
- Xu, Z.-Q. J., Zhang, Y., and Luo, T. Overview frequency principle/spectral bias in deep learning. *Communications on Applied Mathematics and Computation*, pp. 1–38, 2024.
- Yang, Y. and He, J. Deeper or wider: A perspective from optimal generalization error with sobolev loss. *Forty-first International Conference on Machine Learning*, 2024.
- Yang, Y. and Xiang, Y. Approximation of functionals by neural network without curse of dimensionality. *J Mach Learn*, 1 (4):342–372, 2022.
- Yang, Y., Wu, Y., Yang, H., and Xiang, Y. Nearly optimal approximation rates for deep super relu networks on sobolev spaces. *arXiv preprint arXiv:2310.10766*, 2023a.
- Yang, Y., Wu, Y., Yang, H., and Xiang, Y. Nearly optimal approximation rates for deep super relu networks on sobolev spaces. *arXiv preprint arXiv:2310.10766*, 2023b.
- Yang, Y., Chen, Q., and Hao, W. Homotopy relaxation training algorithms for infinite-width two-layer relu neural networks. *Journal of Scientific Computing*, 102(2):40, 2025.
- Zang, Y., Bao, G., Ye, X., and Zhou, H. Weak adversarial networks for high-dimensional partial differential equations. *Journal of Computational Physics*, 411:109409, 2020.
- Zhang, J., Zhang, S., Shen, J., and Lin, G. Energy-dissipative evolutionary deep operator neural networks. *Journal of Computational Physics*, 498:112638, 2024. ISSN 0021-9991. doi: <https://doi.org/10.1016/j.jcp.2023.112638>. URL <https://www.sciencedirect.com/science/article/pii/S0021999123007337>.
- Zhang, Z., Li, J., and Liu, B. Annealed adaptive importance sampling method in pinns for solving high dimensional partial differential equations. *Journal of Computational Physics*, 521:113561, 2025. ISSN 0021-9991. doi: <https://doi.org/10.1016/j.jcp.2024.113561>. URL <https://www.sciencedirect.com/science/article/pii/S002199912400809X>.

A. Proofs of Theorems 4.1 and 4.3

A.1. $\lambda_{\min}(SS^\top) > 0$

In this subsection, we consider a two-layer neural network defined as follows:

$$\phi(\mathbf{x}; \boldsymbol{\theta}) := \frac{1}{\sqrt{m}} \sum_{k=1}^m a_k \sigma(\boldsymbol{\omega}_k^\top \mathbf{x}), \quad (28)$$

where the activation function is given by

$$\sigma(z) = \text{ReLU}(z) = \max\{z, 0\}. \quad (29)$$

We assume that the weights and biases are sampled as follows:

$$\boldsymbol{\omega}_k \sim N(0, \mathbf{I}_d), \quad a_k \sim N(0, 1), \quad (30)$$

where $N(0, 1)$ denotes the standard Gaussian distribution.

The kernels characterizing the training dynamics take the following form:

$$\begin{aligned} k^{[a]}(\mathbf{x}, \mathbf{x}') &:= \mathbf{E}_{\boldsymbol{\omega}} \sigma(\boldsymbol{\omega}^\top \mathbf{x}) \sigma(\boldsymbol{\omega}^\top \mathbf{x}') \\ k^{[\omega]}(\mathbf{x}, \mathbf{x}') &:= \mathbf{E}_{(a, \boldsymbol{\omega})} a^2 \sigma'(\boldsymbol{\omega}^\top \mathbf{x}) \sigma'(\boldsymbol{\omega}^\top \mathbf{x}') \mathbf{x} \cdot \mathbf{x}'. \end{aligned} \quad (31)$$

The Gram matrices, denoted as $\mathbf{K}^{[a]}$ and $\mathbf{K}^{[\omega]}$, corresponding to an infinite-width two-layer network with the activation function σ , can be expressed as follows:

$$\begin{aligned} K_{ij}^{[a]} &= k^{[a]}(\mathbf{x}_i, \mathbf{x}_j), \quad \mathbf{K}^{[a]} = (K_{ij}^{[a]})_{n \times n}, \\ K_{ij}^{[\omega]} &= k^{[\omega]}(\mathbf{x}_i, \mathbf{x}_j), \quad \mathbf{K}^{[\omega]} = (K_{ij}^{[\omega]})_{n \times n}. \end{aligned} \quad (32)$$

Lemma A.1 ((Allen-Zhu et al., 2019)). *The matrices $\mathbf{K}^{[\omega]}$ and $\mathbf{K}^{[a]}$ are strictly positive.*

It is easy to check that

$$\mathbf{K}^{[\omega]} + \mathbf{K}^{[a]} = \lim_{m \rightarrow \infty} \mathbf{S}\mathbf{S}^\top \quad (33)$$

based on the law of large numbers. Furthermore, we can show that the accuracy decreases exponentially as the width of the neural network increases.

Definition A.2 ((Vershynin, 2018)). A random variable X is sub-exponential if and only if its sub-exponential norm is finite i.e.

$$\|X\|_{\psi_1} := \inf\{s > 0 \mid \mathbf{E}_X[e^{|X|/s}] \leq 2\}. \quad (34)$$

Furthermore, the chi-square random variable X is a sub-exponential random variable and $C_{\psi, d} := \|X\|_{\psi_1}$.

Lemma A.3. *Suppose that $\mathbf{w} \sim N(0, \mathbf{I}_d)$, $a \sim N(0, 1)$ and given $\mathbf{x}_i, \mathbf{x}_j \in \Omega$. Then we have*

(i) if $X := \sigma(\mathbf{w}^\top \mathbf{x}_i) \sigma(\mathbf{w}^\top \mathbf{x}_j)$, then $\|X\|_{\psi_1} \leq dC_{\psi, d}$.

(ii) if $X := a^2 \sigma'(\mathbf{w}^\top \mathbf{x}_i) \sigma'(\mathbf{w}^\top \mathbf{x}_j) \mathbf{x}_i \cdot \mathbf{x}_j$, then $\|X\|_{\psi_1} \leq dC_{\psi, d}$.

Proof. (i) $|X| \leq d\|\mathbf{w}\|_2^2 = dZ$ and

$$\begin{aligned} \|X\|_{\psi_1} &= \inf\{s > 0 \mid \mathbf{E}_X \exp(|X|/s) \leq 2\} \\ &= \inf\{s > 0 \mid \mathbf{E}_{\mathbf{w}} \exp(|\sigma(\mathbf{w}^\top \mathbf{x}_i) \sigma(\mathbf{w}^\top \mathbf{x}_j)|/s) \leq 2\} \\ &\leq \inf\{s > 0 \mid \mathbf{E}_{\mathbf{w}} \exp(d\|\mathbf{w}\|_2^2/s) \leq 2\} \\ &= \inf\{s > 0 \mid \mathbf{E}_Z \exp(dZ/s) \leq 2\} \\ &= d \inf\{s > 0 \mid \mathbf{E}_Z \exp(|Z|/s) \leq 2\} \\ &= d \|\chi^2(d)\|_{\psi_1} \\ &\leq dC_{\psi, d} \end{aligned}$$

(ii) $|X| \leq d|a|^2 \leq dZ$ and $\|X\|_{\psi_1} \leq dC_{\psi, d}$. □

Proposition A.4 (sub-exponential Bernstein's inequality (Vershynin, 2018)). *Suppose that X_1, \dots, X_m are i.i.d. sub-exponential random variables with $\mathbf{E}X_1 = \mu$, then for any $s \geq 0$ we have*

$$\mathbf{P} \left(\left| \frac{1}{m} \sum_{k=1}^m X_k - \mu \right| \geq s \right) \leq 2 \exp \left(-C_0 m \min \left(\frac{s^2}{\|X_1\|_{\psi_1}^2}, \frac{s}{\|X_1\|_{\psi_1}} \right) \right),$$

where C_0 is an absolute constant.

Proposition A.5. *Given $\delta \in (0, 1)$, $\mathbf{w} \sim N(0, \mathbf{I}_d)$, $a \sim N(0, 1)$ and the sample set $S = \{\mathbf{x}_i\}_{i=1}^n \subset \Omega$ with \mathbf{x}_i 's drawn i.i.d. with uniformly distributed. If $m \geq \frac{16n^2 d^2 C_{\psi,d}}{C_0 \lambda^2} \log \frac{4n^2}{\delta}$ then with probability at least $1 - \delta$ over the choice of $\boldsymbol{\theta}(0)$, we have*

$$\lambda_{\min}(\mathbf{S}\mathbf{S}^\top) \geq \frac{3}{4}(\lambda_{\min}(\mathbf{K}^{[a]}) + \lambda_{\min}(\mathbf{K}^{[\omega]})).$$

Proof. For any $\varepsilon > 0$, we define

$$\Omega_{ij}^{[a]} := \left\{ \boldsymbol{\theta} \mid \left| (\mathbf{S}\mathbf{S}^\top)_{ij}(\boldsymbol{\theta}) - K_{ij}^{[a]} - K_{ij}^{[\omega]} \right| \leq \frac{\varepsilon}{n} \right\}. \quad (35)$$

Setting $\varepsilon \leq ndC_{\psi,d}$, by Proposition A.4 and Lemma A.3, we have

$$\mathbf{P}(\Omega_{ij}) \geq 1 - 2 \exp \left(-\frac{mC_0\varepsilon^2}{n^2 d^2 C_{\psi,d}} \right). \quad (36)$$

Therefore, with probability at least

$$\left[1 - 2 \exp \left(-\frac{mC_0\varepsilon^2}{n^2 d^2 C_{\psi,d}^2} \right) \right]^{2n^2} \geq 1 - 4n^2 \exp \left(-\frac{mC_0\varepsilon^2}{n^2 d^2 C_{\psi,d}^2} \right)$$

over the choice of $\boldsymbol{\theta}$, we have

$$\left\| \mathbf{S}\mathbf{S}^\top(\boldsymbol{\theta}) - \mathbf{K}^{[a]} - \mathbf{K}^{[\omega]} \right\|_F \leq \varepsilon. \quad (37)$$

Hence by taking $\varepsilon = \frac{\lambda_1}{4}$ and $\delta = 4n^2 \exp \left(-\frac{mC_0\lambda_1^2}{16n^2 d^2 C_{\psi,d}^2} \right)$, where $\lambda_1 = \min\{\lambda_{\min}(\mathbf{K}^{[a]}), \lambda_{\min}(\mathbf{K}^{[\omega]})\}$

$$\lambda_{\min}(\mathbf{S}\mathbf{S}^\top) \geq \frac{3}{4}(\lambda_{\min}(\mathbf{K}^{[a]}) + \lambda_{\min}(\mathbf{K}^{[\omega]})). \quad (38)$$

□

Combining Lemma A.1 and Proposition A.5, we obtain that under the conditions stated in Proposition A.5, the following holds with high probability:

$$\lambda_{\min}(\mathbf{S}\mathbf{S}^\top) > 0. \quad (39)$$

A.2. Proof of Theorem 4.1

We can analysis the smallest eigenvalue of the problems based on the following lemma:

Lemma A.6 ((Li & Mathias, 1999)). *Let \mathbf{A} be an $n \times n$ Hermitian matrix and let $\tilde{\mathbf{A}} = \mathbf{T}^* \mathbf{A} \mathbf{T}$. Then we have*

$$\lambda_{\min}(\mathbf{T}^* \mathbf{T}) \leq \frac{\lambda_{\min}(\tilde{\mathbf{A}})}{\lambda_{\min}(\mathbf{A})} \leq \lambda_{\max}(\mathbf{T}^* \mathbf{T}).$$

Proof of Theorem 4.1. We first show that $\lambda_{\min}(\mathbf{K}_\varepsilon) > 0$, which follows directly from Lemma A.6:

$$\lambda_{\min}(\mathbf{K}_\varepsilon) \geq \lambda_{\min}(\mathbf{S}\mathbf{S}^\top) \cdot \lambda_{\min}(\mathbf{D}_\varepsilon \mathbf{D}_\varepsilon^\top) > 0.$$

Therefore, at the beginning of gradient descent, the kernel of the gradient descent step is strictly positive. We then define T as

$$T := \inf\{t \mid \boldsymbol{\theta}(t) \notin N(\boldsymbol{\theta}(0))\}, \quad (40)$$

where

$$N(\boldsymbol{\theta}) := \left\{ \boldsymbol{\theta} \mid \|\mathbf{K}_\varepsilon(\boldsymbol{\theta}(t)) - \mathbf{K}_\varepsilon(\boldsymbol{\theta}(0))\|_F \leq \frac{1}{2}\lambda_{\min}(\mathbf{K}_\varepsilon) \right\}.$$

We now analyze the evolution of the loss function:

$$\begin{aligned} \frac{dL(\boldsymbol{\theta}(t))}{dt} &= \nabla_{\boldsymbol{\theta}} L(\boldsymbol{\theta}) \frac{d\boldsymbol{\theta}}{dt} \\ &= -\frac{1}{n^2} \mathbf{l} \mathbf{D}_\varepsilon \mathbf{S} \mathbf{S}^\top \mathbf{D}_\varepsilon^\top \mathbf{l}^\top \\ &\leq -\frac{2}{n} \lambda_{\min}(\mathbf{K}_\varepsilon(\boldsymbol{\theta}(t))) L(\boldsymbol{\theta}(t)), \end{aligned} \quad (41)$$

where we use the fact that $\mathbf{l} \cdot \mathbf{l}^\top = 2nL(\boldsymbol{\theta}(t))$.

Furthermore, for $t \in [0, T]$, we have

$$\|\mathbf{K}_\varepsilon(\boldsymbol{\theta}(t)) - \mathbf{K}_\varepsilon(\boldsymbol{\theta}(0))\|_F \leq \frac{1}{2}\lambda_{\min}(\mathbf{K}_\varepsilon).$$

This implies

$$\lambda_{\min}(\mathbf{K}_\varepsilon(\boldsymbol{\theta}(t))) \geq \frac{1}{2}\lambda_{\min}(\mathbf{K}_\varepsilon(\boldsymbol{\theta}(0))).$$

Therefore, we obtain

$$\frac{dL(\boldsymbol{\theta}(t))}{dt} \leq -\frac{1}{n} \lambda_{\min}(\mathbf{K}_\varepsilon(\boldsymbol{\theta}(0))) L(\boldsymbol{\theta}(t)), \quad (42)$$

for $t \in [0, T]$. Solving this differential inequality yields

$$L(\boldsymbol{\theta}(t)) \leq L(\boldsymbol{\theta}(0)) \exp\left(-\frac{\lambda_{\min}(\mathbf{K}_\varepsilon)}{n} t\right) \quad (43)$$

for all $t \in [0, T]$.

Finally, for the inequality

$$\lambda_{\min}(\mathbf{K}_\varepsilon) \leq \lambda_{\min}(\mathbf{S} \mathbf{S}^\top) \lambda_{\max}(\mathbf{D}_\varepsilon \mathbf{D}_\varepsilon^\top), \quad (44)$$

it follows directly from Lemma A.6. \square

A.3. Proof of Theorem 4.3

Proof of Theorem 4.3. First, we have

$$\begin{aligned} u(\varepsilon_{k+1}) &= u(\varepsilon_k) + (\varepsilon_{k+1} - \varepsilon_k) u'(\varepsilon_k) + \frac{1}{2} (\varepsilon_{k+1} - \varepsilon_k)^2 u''(\xi_k) \\ &= u(\varepsilon_k) + (\varepsilon_{k+1} - \varepsilon_k) h(\varepsilon_k, u(\varepsilon_k)) + \frac{1}{2} (\varepsilon_{k+1} - \varepsilon_k)^2 u''(\xi_k), \end{aligned} \quad (45)$$

where ξ_k lies between ε_{k+1} and ε_k and depends on \mathbf{x} . Therefore, we obtain

$$e(\varepsilon_{k+1}) = e(\varepsilon_k) + (\varepsilon_{k+1} - \varepsilon_k) (h(\varepsilon_k, u(\varepsilon_k)) - h(\varepsilon_k, U(\varepsilon_k))) + \frac{1}{2} (\varepsilon_{k+1} - \varepsilon_k)^2 u''(\xi_k), \quad (46)$$

where $e(\varepsilon_k) = u(\varepsilon_k) - U(\varepsilon_k)$. Then, we have

$$\begin{aligned}
 & \|e(\varepsilon_{k+1})\|_{H^2(\Omega)} \\
 &= \|e(\varepsilon_k)\|_{H^2(\Omega)} + (\varepsilon_{k+1} - \varepsilon_k) \|h(\varepsilon_k, u(\varepsilon_k)) - h(\varepsilon_k, U(\varepsilon_k))\|_{H^2(\Omega)} \\
 &\quad + \frac{1}{2}(\varepsilon_{k+1} - \varepsilon_k)^2 \|u''(\xi_k)\|_{H^2(\Omega)} \\
 &\leq \|e(\varepsilon_k)\|_{H^2(\Omega)} + (\varepsilon_{k+1} - \varepsilon_k) K_{\varepsilon_k} \|e(\varepsilon_k)\|_{H^2(\Omega)} + \frac{1}{2} \frac{\varepsilon_0 - \varepsilon_n}{n} \tau \\
 &\leq \|e(\varepsilon_k)\|_{H^2(\Omega)} + K \cdot \frac{\varepsilon_0 - \varepsilon_n}{n} \|e(\varepsilon_k)\|_{H^2(\Omega)} + \frac{1}{2} \frac{\varepsilon_0 - \varepsilon_n}{n} \tau.
 \end{aligned} \tag{47}$$

Recalling that $e_0 = \|u(\varepsilon_0) - U(\varepsilon_0)\|_{H^2(\Omega)}$, we obtain

$$\begin{aligned}
 \|e(\varepsilon_n)\|_{H^2(\Omega)} &\leq e_0 \left(1 + K \cdot \frac{\varepsilon_0 - \varepsilon_n}{n}\right)^n + \frac{\tau}{2} \frac{\varepsilon_0 - \varepsilon_n}{n} \sum_{n=0}^{n-1} \left(1 + K \cdot \frac{\varepsilon_0 - \varepsilon_n}{n}\right)^n \\
 &= e_0 \left(1 + K \cdot \frac{\varepsilon_0 - \varepsilon_n}{n}\right)^n + \frac{\tau}{2} \frac{\left(1 + K \cdot \frac{\varepsilon_0 - \varepsilon_n}{n}\right)^n - 1}{K} \\
 &\leq \frac{\tau(e^{K(\varepsilon_0 - \varepsilon_n)} - 1)}{2K} + e_0 e^{K(\varepsilon_0 - \varepsilon_n)},
 \end{aligned} \tag{48}$$

where the last step follows from the inequality

$$(1 + a)^m \leq e^{ma},$$

for $a > 0$. □

Corollary A.7 (Convergence of Homotopy Functions). *Suppose the assumptions in Theorem 4.3 hold, and $H(\varepsilon_n, u)$ is Lipschitz continuous in $H^2(\Omega)$, i.e.,*

$$\|H(u_1, \varepsilon_n) - H(u_2, \varepsilon_n)\|_{H^2(\Omega)} \leq L \|u_1 - u_2\|_{H^2(\Omega)}.$$

Then, we have

$$\begin{aligned}
 & \|H(U(\varepsilon_n), \varepsilon_n)\|_{H^2(\Omega)} \\
 &\leq L \left[e_0 e^{K(\varepsilon_0 - \varepsilon_n)} + \frac{\tau(e^{K(\varepsilon_0 - \varepsilon_n)} - 1)}{2K} \right] \ll 1.
 \end{aligned} \tag{49}$$

Proof. The proof follows directly from the result in Theorem 4.3. □

A.4. Discussion on e_0

In Theorem 4.3 and Corollary A.7, one important assumption is that we assume e_0 is small. Here, we discuss why this assumption is reasonable.

First, we use physics-informed neural networks (PINNs) to solve the following equations:

$$\begin{cases} \mathcal{L}_\varepsilon u = f(u), & \text{in } \Omega, \\ \mathcal{B}u = g(x), & \text{on } \partial\Omega, \end{cases} \tag{50}$$

where \mathcal{L}_ε is a differential operator defining the PDE with certain parameters, \mathcal{B} is an operator associated with the boundary and/or initial conditions, and $\Omega \subseteq \mathbb{R}^d$.

The corresponding continuum loss function is given by:

$$L_c(\boldsymbol{\theta}) := \frac{1}{2} \int_{\Omega} (\mathcal{L}_\varepsilon u(\mathbf{x}; \boldsymbol{\theta}) - f(u))^2 d\mathbf{x} + \frac{\lambda}{2} \int_{\partial\Omega} (\mathcal{B}u(\mathbf{x}; \boldsymbol{\theta}) - g(\mathbf{x}))^2 d\mathbf{x}. \tag{51}$$

We assume this loss function satisfies a regularity condition:

Assumption A.8. Let u_* be the exact solution of Eq. (50). Then, there exists a constant C such that

$$\|u(\mathbf{x}; \boldsymbol{\theta}) - u_*(\mathbf{x})\|_{H^2(\Omega)} \leq CL_c(\boldsymbol{\theta}). \quad (52)$$

The above assumption holds in many cases. For example, based on (Grisvard, 2011), when \mathcal{L} is a linear elliptic operator with smooth coefficients, and $f(u)$ reduces to $f(\mathbf{x}) \in L^2(\Omega)$, and if Ω is a polygonal domain (e.g., $[0, 1]^d$), then, provided the boundary conditions are always satisfied, the assumption holds.

Therefore, we only need to ensure that $L_c(\boldsymbol{\theta}_s)$ is sufficiently small, where $\boldsymbol{\theta}_s$ denotes the learned parameters at convergence. Here, $L_c(\boldsymbol{\theta}_s)$ can be divided into three sources of error: approximation error, generalization error, and training error:

$$\begin{aligned} \boldsymbol{\theta}_c &= \arg \min_{\boldsymbol{\theta}} L_c(\boldsymbol{\theta}) = \arg \min_{\boldsymbol{\theta}} \frac{1}{2} \int_{\Omega} (\mathcal{L}_{\varepsilon} u(\mathbf{x}; \boldsymbol{\theta}) - f(u(\mathbf{x})))^2 dx + \frac{\lambda}{2} \int_{\partial\Omega} (\mathcal{B}u(\mathbf{x}; \boldsymbol{\theta}) - g(\mathbf{x}))^2 dx, \\ \boldsymbol{\theta}_d &= \arg \min_{\boldsymbol{\theta}} L(\boldsymbol{\theta}) = \arg \min_{\boldsymbol{\theta}} \frac{1}{2n_r} \sum_{i=1}^{n_r} (\mathcal{L}_{\varepsilon} u(\mathbf{x}_r^i; \boldsymbol{\theta}) - f(u(\mathbf{x}_r^i; \boldsymbol{\theta})))^2 + \frac{\lambda}{2n_b} \sum_{j=1}^{n_b} (\mathcal{B}u(\mathbf{x}_b^j; \boldsymbol{\theta}) - g(\mathbf{x}_b^j))^2, \end{aligned} \quad (53)$$

where $\mathbf{x}_r^i, \mathbf{x}_b^j$ are sampled points as defined in Eq. (2).

The error decomposition can then be expressed as:

$$\begin{aligned} \mathbb{E}L_c(\boldsymbol{\theta}_s) &\leq L_c(\boldsymbol{\theta}_c) + \mathbb{E}L(\boldsymbol{\theta}_c) - L_c(\boldsymbol{\theta}_c) + \mathbb{E}L(\boldsymbol{\theta}_d) - \mathbb{E}L(\boldsymbol{\theta}_c) + \mathbb{E}L(\boldsymbol{\theta}_s) - \mathbb{E}L(\boldsymbol{\theta}_d) + \mathbb{E}L_c(\boldsymbol{\theta}_s) - \mathbb{E}L(\boldsymbol{\theta}_s) \\ &\leq \underbrace{L_c(\boldsymbol{\theta}_c)}_{\text{approximation error}} + \underbrace{\mathbb{E}L(\boldsymbol{\theta}_c) - L_c(\boldsymbol{\theta}_c) + \mathbb{E}L_c(\boldsymbol{\theta}_s) - \mathbb{E}L(\boldsymbol{\theta}_s)}_{\text{generalization error}} + \underbrace{\mathbb{E}L(\boldsymbol{\theta}_s) - \mathbb{E}L(\boldsymbol{\theta}_d)}_{\text{training error}}, \end{aligned} \quad (54)$$

where the last inequality is due to $\mathbb{E}L(\boldsymbol{\theta}_d) - \mathbb{E}L(\boldsymbol{\theta}_c) \leq 0$ based on the definition of $\boldsymbol{\theta}_d$.

The approximation error describes how closely the neural network approximates the exact solution of the PDEs. If f is a Lipschitz continuous function, $\mathcal{L}_{\varepsilon}$ is Lipschitz continuous from $W^{2,1}(\Omega) \rightarrow L^1(\Omega)$, and \mathcal{B} is Lipschitz continuous from $L^1(\partial\Omega) \rightarrow L^1(\partial\Omega)$, with $u(\mathbf{x}; \boldsymbol{\theta}), u_* \in W^{2,\infty}(\bar{\Omega})$ and $\partial\Omega \in C^1(\Omega)$, then we have

$$\begin{aligned} L_c(\boldsymbol{\theta}) &= \int_{\Omega} (\mathcal{L}_{\varepsilon} u(\mathbf{x}; \boldsymbol{\theta}) - f(u(\mathbf{x})))^2 - (\mathcal{L}_{\varepsilon} u_* - f(u_*))^2 dx + \frac{\lambda}{2} \int_{\partial\Omega} (\mathcal{B}u(\mathbf{x}; \boldsymbol{\theta}) - g(\mathbf{x}))^2 - (\mathcal{B}u_* - g(\mathbf{x}))^2 dx \\ &\leq C_1 (\|\mathcal{L}_{\varepsilon}(u(\mathbf{x}; \boldsymbol{\theta}) - u_*)\|_{L^1(\Omega)} + \|f(u(\mathbf{x}; \boldsymbol{\theta})) - f(u_*)\|_{L^1(\Omega)}) + C_2 \|\mathcal{B}(u(\mathbf{x}; \boldsymbol{\theta}) - u_*)\|_{L^1(\partial\Omega)} \\ &\leq C_3 \|u(\mathbf{x}; \boldsymbol{\theta}) - u_*\|_{W^{2,1}(\Omega)} + C_4 \|u(\mathbf{x}; \boldsymbol{\theta}) - u_*\|_{W^{1,1}(\Omega)} \\ &\leq C \|u(\mathbf{x}; \boldsymbol{\theta}) - u_*\|_{W^{2,1}(\Omega)}, \end{aligned} \quad (55)$$

where the second inequality follows from the trace theorem (Evans, 2022). Therefore, we conclude that $L_c(\boldsymbol{\theta})$ can be bounded by $\|u(\mathbf{x}; \boldsymbol{\theta}) - u_*\|_{W^{2,1}(\Omega)}$, which has been widely studied in the context of shallow neural networks (Siegel & Xu, 2020) and deep neural networks (Yang et al., 2023b). These results show that if the number of neurons is sufficiently large, the error in this part becomes small.

For the generalization error, it arises from the fact that we have only a finite number of data points. This error can be bounded using Rademacher complexity (Yang et al., 2023b; Luo & Yang, 2020), which leads to a bound of $\mathcal{O}\left(n_r^{-\frac{1}{2}}\right) + \mathcal{O}\left(n_b^{-\frac{1}{2}}\right)$. In other words, this error term is small when the number of sample points is large.

For the training error, Theorem 4.1 shows that when ε is large in certain PDEs, the loss function can decay efficiently, reducing the training error to a small value.

B. Details on Experiments

B.1. Overall Experiments Settings

Examples. We conduct experiments on function learning case: 1D Allen-Cahn equation, 2D Allen-Cahn equation, high frequency function approximation and operator learning for Burgers' equation. These equations have been studied in

previous works investigating difficulties in solving numerically; we use the formulations in Xu (2020); Zhang et al. (2024); Hao & Yang (2019) for our experiments.

Network Structure. We use multilayer perceptrons (MLPs) with tanh activations and three hidden layers with width 30. We initialize these networks with the Xavier normal initialization (Glorot & Bengio, 2010) and all biases equal to zero.

Training. We use Adam to train the neural network and we tune the learning rate by a grid search on $\{10^{-5}, 10^{-4}, 10^{-3}, 10^{-2}\}$. All iterations continue until the loss stabilizes and no longer decreases significantly.

Device. We develop our experiments in PyTorch 1.12.1 (Paszke et al., 2019) with Python 3.9.12. Each experiment is run on a single NVIDIA 3070Ti GPU using CUDA 11.8.

B.2. 1D Allen-Cahn Equation

Number of residual points $n_{\text{res}} = 200$ and number of boundary points $n_{\text{bc}} = 2$. In this example, we use forward Euler method to numerically solve the homotopy dynamics. And $\varepsilon_0 = 0.1$ and $\varepsilon_n = 0.01$, here we choose $\Delta\varepsilon_k = 0.001$.

The results for using original training for this example Figure 8. As shown in the figure, the original training method results in a large training error, leading to poor accuracy.

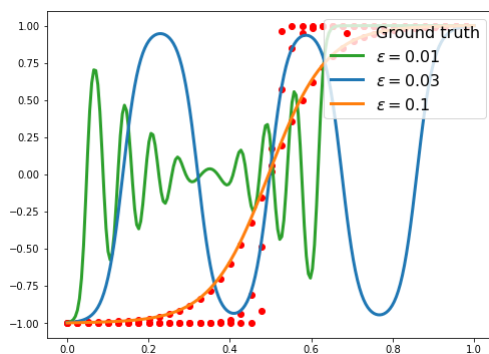


Figure 8. Solution for 1D Allen-Cahn equation for origin training.

B.3. 2D Allen-Cahn Equation

Number of residual points $n_{\text{res}} = 50 \times 50$ and number of boundary points $n_{\text{bc}} = 198$. In this example, we optimize using the Homotopy Loss. We set $s_0 = 1.0$ and $s_n = 0$, initially choosing $\Delta s = 0.1$, and later refining it to $\Delta t = 0.01$. When $s = 0.05$, $\varepsilon(s) = 0.05$ we fix $\varepsilon = 0.05$ and gradually decrease s to 0.

The reference ground truth solution is obtained using the finite difference method with $N = 1000 \times 1000$ grid points. The result is shown below.

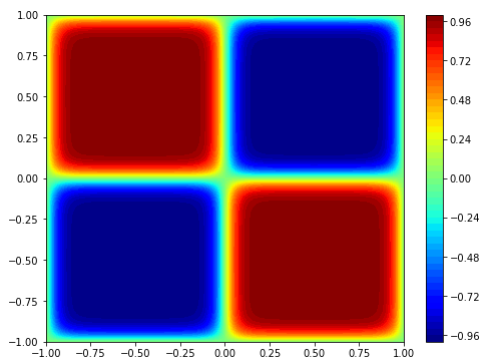


Figure 9. Reference Solution for 2D Allen-Cahn equation.

The result obtained using PINN is shown in the figure below. It is evident that the solution still deviates significantly from the ground truth solution.

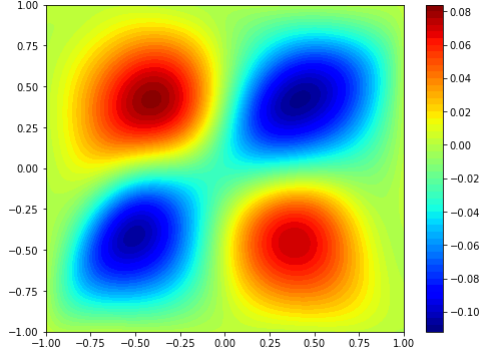


Figure 10. Solution for 2D Allen-Cahn equation for origin training.

B.4. High Frequency Function Approximation

Number of residual points $n_{\text{res}} = 300$. In this example, we optimize using the Homotopy Loss. We set $\varepsilon_0 = \frac{1}{15}$ and $\varepsilon_n = \frac{1}{50}$, the list for $\{\varepsilon_i\}$ is $[\frac{1}{15}, \frac{1}{20}, \frac{1}{25}, \frac{1}{30}, \frac{1}{35}, \frac{1}{40}, \frac{1}{45}, \frac{1}{50}]$. From this example, we observe that the homotopy dynamics approach can also mitigate the slow training issue caused by the Frequency Principle (F-Principle) when neural networks approximate high-frequency functions.

B.5. Operator Learning 1D Burgers' Equation

In this example, we apply homotopy dynamics to operator learning. The neural network architecture follows the DeepONet structure:

$$\mathcal{G}_{\theta}(v)(y) = \sum_{k=1}^p \sum_{i=1}^n a_i^k \sigma \left(\sum_{j=1}^m \xi_{ij}^k v(x_j) + c_i^k \right) \sigma(w_k \cdot y + b_k). \quad (56)$$

Here, $\sigma(w_k \cdot y + b_k)$ represents the trunk net, which takes the coordinates $y \in D'$ as input, and $\sigma \left(\sum_{j=1}^m \xi_{ij}^k v(x_j) + c_i^k \right)$ represents the branch net, which takes the discretized function v as input. We can interpret the trunk net as the basis functions for solving PDEs. For this example, the input is u_0 and the output is u_{∞} . We still train using the homotopy loss. It is important to emphasize that, unlike conventional operator learning, which typically follows a supervised learning strategy, our approach adopts an unsupervised learning paradigm. This makes the training process significantly more challenging. The initial condition $u_0(x)$ is generated from a Gaussian random field with a Riesz kernel, denoted by $\text{GRF} \sim \mathcal{N}(0, 49^2(-\Delta + 49I)^{-4})$ and Δ and I represent the Laplacian and the identity. We utilize a spatial resolution of 128 grids to represent both the input and output functions.

We want to find the steady state solution for this equation and $\varepsilon = 0.05$. The homotopy is:

$$H(u, s, \varepsilon) = (1 - s) \left(\left(\frac{u^2}{2} \right)_x - \varepsilon(s) u_{xx} - \pi \sin(\pi x) \cos(\pi x) \right) + s(u - u_0), \quad (57)$$

where $s \in [0, 1]$. In particular, when $s = 1$, the initial condition u_0 automatically satisfies and when $s = 0$ becomes the steady state problem. And $\varepsilon(s)$ can be set to

$$\varepsilon(s) = \begin{cases} s, & s \in [0.05, 1], \\ 0.05 & s \in [0, 0.05]. \end{cases} \quad (58)$$

Here, $\varepsilon(s)$ varies with s during the first half of the evolution. Once $\varepsilon(s)$ reaches 0.05, it is fixed at $\varepsilon(s) = 0.05$, and only s continues to evolve toward 0.