

# Novel geometrical test of cosmological expansion from photometric data

D. Touzeau,<sup>1,\*</sup> F. Bernardeau,<sup>1,2</sup> K. Benabed,<sup>2</sup> and S. Codis<sup>3,2</sup>

<sup>1</sup>Université Paris-Saclay, IPHT, DRF-INP, UMR 3681, CEA,  
Orme des Merisiers Bat 774, 91191 Gif-sur-Yvette, France

<sup>2</sup>Sorbonne Université, CNRS, UMR 7095, Institut d'Astrophysique de Paris, 98 bis Boulevard Arago, 75014 Paris, France

<sup>3</sup>Université Paris-Saclay, Université Paris-Cité, DAP, UMR 7158,  
CEA, Orme des Merisiers Bat 709, 91191 Gif-sur-Yvette, France

(Dated: February 6, 2025)

In tomographic cosmic-shear observations, the BNT (Bernardeau, Nishimichi, Taruya) transform, [1], allows to build weak lensing transformed maps for which the contribution from low redshift lenses is nulled. As this transformation depends specifically on the expansion rate of the Universe but is independent of the matter distribution properties, it can be leveraged to extract information from large-scale structure probes at arbitrary non-linear scales, providing constraints on cosmological background evolution. We demonstrate this by proposing a specific null test for stage IV weak lensing projects. Using a Fisher matrix analysis and parameter sampling, we show that this approach can substantially enhance constraints on the dark energy equation of state. Notably, we find that shape noise currently limits this method's effectiveness making significant improvement possible in future designs. A detailed analysis of our null test in the context of the Euclid mission is presented in a companion paper [2].

First described in [3], a tomographic exploration of the cosmic shear signal has been made possible by the latest generation of large-scale galaxy surveys such as KiDS [4] [5], DES [6], [7], LSST [8] and Euclid [9]. Such observations can be used to constrain cosmological parameters as the measured signal, which can be cosmic shear or galaxy number density, depends on the angular distances and on the amplitude of mass fluctuations.

Tomographic analyses allow us to differentiate redshifts and therefore epochs of the expansion of the Universe, typically strengthening the constraints on cosmological parameters. In such a construction, for a given bin of source redshifts, the cosmic-shear map results from the superposition of matter density fluctuations along the line of sight. The contribution from lenses is described by kernel functions which shapes are given in Fig. 1. In this context, the Bernardeau-Nishimichi-Taruya transform (hereafter, BNT transform), introduced in [1], is a technique to build linear combinations of cosmic shear maps that are only sensitive to lenses from a restricted redshift range. Specifically, transformed cosmic shear maps can be made independent of low-redshift lenses. This property allows us to sort out the physical scales that contribute to the lensing signals at a given angular scale on the sky and are otherwise mixed by projection effects along the line of sight. This has practical applications described for instance in [10–14]. Here, we rely on a different approach as we want to exploit the nulling property of the BNT transform and its dependence on the angular distance to directly constrain cosmological parameters.

Although this is not the first time such ideas of exploiting a nulling property are put forward [15–17], this is the first

time it exploits a full nulling property<sup>1</sup>. The idea we pursue here is to build a null test on well-chosen correlators to constrain the cosmological parameters involved in the angular distance-redshift relation. The goal is also to evaluate the constraining power of this approach provided we are able to gain on redshift precision, tomographic sharpness and level of shape noise.

More precisely we illustrate here a possible implementation of nulling and its performances in the context of an Euclid-like experiment using the setting described in [18] and [19]. As in [18] we assume that we have observed positions and shears of a catalog of galaxies whose density distribution follows,

$$n(z) \propto \left(\frac{z}{z_0}\right)^2 \exp\left[-\left(\frac{z}{z_0}\right)^{\frac{3}{2}}\right] \quad (1)$$

normalized for a galaxy density of 30 arcmin<sup>-2</sup> where  $z_0 = z_m/\sqrt{2}$  and  $z_m = 0.9$  is the median redshift of the survey. This distribution allows us to define 10 equally populated photometric redshift bins<sup>2</sup>  $n_i(z_s)$ . Those bins define 10 lensing efficiencies or lensing kernels, denoted as  $w_i$  for each redshift bin  $i$ , with which convergence maps  $\kappa_i$  can be reconstructed. In an idealized setting, those maps probe the

<sup>1</sup> We discuss more precisely the similarities and differences of our approach in [2]

<sup>2</sup> Taking into account realistic uncertainties in redshift determinations, the distribution of the true redshift of the galaxies selected in each of such bins depends on  $p_{\text{ph}}(z_p, z, z_p^i, \sigma_z) dz_p$ , the probability a galaxy of redshift  $z$  has a measured photometric redshift equal to  $z_p$  within  $dz_p$ . In the present study it is parameterized by a simple Gaussian distribution of width  $\sigma_z$  and mean  $z_p^i$ .

large-scale structure along the line-of-sight

$$\kappa_i(\mathbf{n}) = \int_0^\infty d\chi w_i(\chi) \delta_m(\chi, \mathbf{n}), \quad (2)$$

where  $\mathbf{n}$  is the position of the source galaxy in the sky and the lensing efficiency in bin  $i$  is computed from the redshift galaxy distribution  $n_i(z)$  as  $w_i(\chi) = \int dz_S n_i(z_S) w(\chi(z_S), \chi)$  with the usual lensing kernel

$$w(\chi_S, \chi) = \frac{3\Omega_m H_0^2}{2c^2} \frac{D_K(\chi_S - \chi) D_K(\chi)}{D_K(\chi_S) a(\chi)} \Theta(\chi_S - \chi), \quad (3)$$

where  $H_0$  is the Hubble constant,  $c$  the speed of light,  $\Omega_m$  the matter content of the universe at redshift 0,  $\Theta$  the Heaviside step function (there is no lensing effect from matter behind the source) and  $D_K$  is the comoving distance

$$D_K(\chi) = \begin{cases} \frac{c}{H_0} \frac{\sin(\sqrt{K}\chi H_0/c)}{\sqrt{K}} & \text{for } K > 0, \\ \chi & \text{for } K = 0, \\ \frac{c}{H_0} \frac{\sinh(\sqrt{-K}\chi H_0/c)}{\sqrt{-K}} & \text{for } K < 0, \end{cases} \quad (4)$$

where  $K$  is the curvature. The lensing kernels  $w_i$  are displayed Fig. 1.

As shown in [1], the BNT transform is given as a matrix  $p_{ai}$  that transforms lensing kernels as  $\hat{w}_a = p_{ai} w_i$  and convergence maps as  $\hat{\kappa}_a = p_{ai} \kappa_i$  (we used implicit summation on repeated indices). As illustrated in Fig. 1, these transformed or "nulled" lensing kernels are more localised in redshift than original and therefore less overlapping thus less correlated.

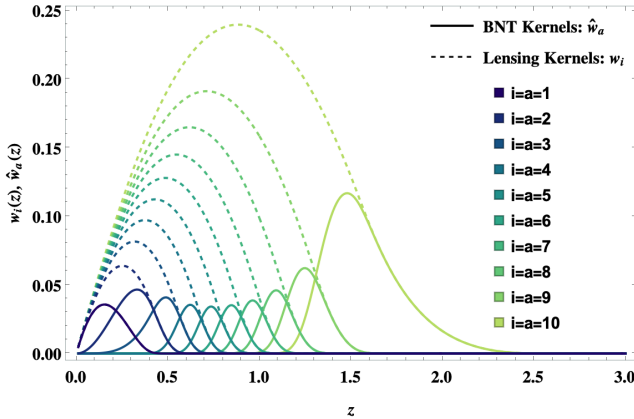


Figure 1. Shape of the nulled lensing kernels  $\hat{w}_a(z)$  (solid lines) constructed for 10 equally populated bins and of original lensing kernels  $w_i(z)$  (dashed lines).

The transformation is built from the two following quantities or "moments"

$$n_i^{(0)} = \int d\chi n_i(\chi) \quad \text{and} \quad n_i^{(1)} = \int d\chi \frac{n_i(\chi)}{F_K(\chi)}, \quad (5)$$

where we define<sup>3</sup>

$$F_K(\chi) = \begin{cases} \frac{c}{H_0} \frac{\tan(\sqrt{K}\chi H_0/c)}{\sqrt{K}} & \text{for } K > 0, \\ \chi & \text{for } K = 0, \\ \frac{c}{H_0} \frac{\tanh(\sqrt{-K}\chi H_0/c)}{\sqrt{-K}} & \text{for } K < 0. \end{cases} \quad (6)$$

Then the conditions to define the BNT transform matrix are

$$\sum_{i=a-2}^a p_{ai} n_i^{(0)} = 0 \quad \text{and} \quad \sum_{i=a-2}^a p_{ai} n_i^{(1)} = 0. \quad (7)$$

The coefficient are normalized with  $p_{ii} = 1$ . As the first two lines of the matrix have less non vanishing coefficients, we impose  $(1, 0, \dots, 0)$  for the first one and  $(-1, 1, 0, \dots, 0)$  for the second one. The rest of the matrix is defined by Eq. (7). This translates into a lower triangular band matrix whose values under the second lower diagonal are null.

It is clear that this transformation is independent from both scale and the regime of gravitational instabilities, as it only depends on the redshift distribution of the sources and the angular distance-redshift relation. This is particularly useful because it provides a new way to probe the expansion rate using weak lensing data, even at small scales where simulations and modelling usually depend on unknown or unresolved small-scale effects.

In practice, given a set of tomographic weak lensing observations and any other tomographic large-scale structure (LSS) tracer, the correlation between the LSS tracer at a specific redshift and the weak lensing observation – nulled by the BNT transform in that redshift range – should be zero, as long as the  $p_{ai}$  coefficients are calculated for the correct cosmological model.

The constraints one can obtain on cosmological parameters from such a nulling probe rely therefore entirely on how the coefficients  $p_{ai}$  vary when the angular distance-redshift relation is changed. In particular they are independent of both  $\sigma_8$ , the amplitude of the matter fluctuation, and  $H_0$ , two cosmological parameters that are affected by tensions between different measurements [20].

Note that constraints on  $p_{ai}$  coefficients lead to specific constraints on the angular distance-redshift relation with some well-defined degeneracies between cosmological parameters. The identification of these degeneracies, that we sketch below, is presented in detail in [2]. Let us start by noting that the nulling procedure can be built from a set of arbitrary small bins. Physical degeneracy can then be searched for in this limit. The bin width, noted here  $\Delta z$ , can then be used as infinitesimal quantities. Starting from the expression

<sup>3</sup> In case of zero-curvature  $D_K$  and  $F_K$  are identical. See [1] for details of why  $F_K$  enters the expression of  $p_{ai}$  in general.

of the two moments defined in Eq. (5), at first order in  $\Delta z$  the coefficients  $p_{i-2,i}$  read

$$p_{i-2,i} = 1 + \frac{d^2 \xi_K / dz^2}{d\xi_K / dz} \Delta z - \frac{1}{n(z)} \frac{dn(z)}{dz} \Delta z, \quad (8)$$

where  $\xi_K(z) = 1/F_K(\chi(z))$ . One can easily identify two sources of invariance of the nulling coefficients with respect to parametrization: one is the dependence on the redshift distribution of galaxies that we will not consider here as it is assumed to be known; what then remains is the first term ( $\xi_K''/\xi_K'$ ) which expresses the dependence on cosmological parameters, that is the only functional of  $\xi_K(z)$  that the  $p_{ai}$  can constrain. This leads to some model degeneracy in the angular distance-redshift relation (for fixed  $\xi_K''/\xi_K'$ ).

In practice, spanning a parameter space such as the matter density, the curvature, the dark energy equation of state and its first derivative,  $\{\Omega_m, \Omega_K, w_0, w_a\}$ , can always be done. The degeneracy identified above can however be approached in some redshift bins. This will become apparent in the exploration of the  $\{\Omega_m, w_0\}$  parameter space we present below. It remains that nulling can effectively be used as a probe of the expansion rate of the Universe.

In the rest of this letter, we will investigate the efficiency of the nulling in a particular setting. We stated before that we will follow the experimental setting of an Euclid-like survey. We will further restraint ourselves to the case of a flat universe, reducing the cosmological parameters to  $\{\Omega_m, w_0, w_a\}$  that we will set to the following fiducial values  $\{0.32, -1, 0\}$ .

The performance of the nulling probe relies ultimately on the significance with which one can assert that nulled convergence maps on one side and low redshift LSS probes on the other, are statistically independent. In this work, we study one such null test where we use the observed cross spectra  $\tilde{C}_{ai}^{\hat{k}g}(\ell)$  between nulled observed convergence maps  $\tilde{\kappa}_a(\mathbf{n})$  and binned low redshift galaxy density fields  $\tilde{\delta}_i^g(\mathbf{n})$ . Note that in the following we will denote observed quantities as  $\tilde{X}$ . We can compute this observable from the original cross spectra  $\tilde{C}_{ji}^{\hat{k}g}(\ell)$  between original convergence maps  $\tilde{\kappa}_j(\mathbf{n})$  and binned low redshift galaxy density fields  $\tilde{\delta}_i^g(\mathbf{n})$  as  $\tilde{C}_{ai}^{\hat{k}g}(\ell) = p_{aj} \tilde{C}_{ji}^{\hat{k}g}(\ell)$ . This is probably not the optimal strategy but it has the advantage that its signal to noise can be fully evaluated from the data themselves as shown below, making the test fully independent on the details of the LSS statistical properties.

As described in [2], we use low redshift galaxy densities, regrouped in redshift bins, that are well chosen to optimize the coverage of low redshift space while ensuring that these galaxies are indeed placed where transformed kernels are vanishing. Thus, we ensure no redshift overlap between low redshift galaxy bins  $i$  and BNT transformed kernels  $a$  that are involved in the computation of  $\tilde{C}_{ai}^{\hat{k}g}(\ell)$ . In our specific case, the BNT transformed kernels are still organised per growing redshift of sources and the data vector is then  $\{\tilde{C}_{ai}^{\hat{k}g}(\ell)\}$  for

$4 \leq a \leq 10$  and  $1 \leq i \leq a - 3$ , with 32  $\ell$ -modes logarithmically spaced from  $\ell = 10$  to  $\ell =$  about 16000.

We are now in position to build the null test. As we discussed earlier, we expect that when the cosmological parameters for the BNT transform are well chosen, the expectation value of the power spectrum  $\tilde{C}_{ai}^{\hat{k}g}(\ell)$  should be null

$$\langle \tilde{C}_{ai}^{\hat{k}g}(\ell) \rangle = 0, \text{ for all } \ell \text{ and } i \leq a - 3. \quad (9)$$

Nulling is however only exact when the elements of the deformation matrix, local shear and convergence, are small. Departure from this regime will break the linear relation structure in Eq. (2) and consequently nulling. This nulling bias can happen at small angular scales, when approaching a regime of strong lensing. Corrections at the bispectrum level can then be used to infer the impact of such bias. Two of its sources can be identified (see for instance [19]): one from the so-called magnification bias and one from the reduced shear. All second order corrections of the deformation matrix (lens-lens correlations and geodesic deviations) reduce to 0 assuming we are in the regime of validity of the Limber approximation. We note  $\delta_B \tilde{C}_{ai}^{\hat{k}g}(\ell)$  this nulling bias correction that is proportional to the Bispectrum and so to the Bispectrum normalisation  $Q_3$ . The computation of this correction is shown in [2]. Taking this bias into account, we now have

$$\langle \tilde{C}_{ai}^{\hat{k}g}(\ell) \rangle = Q_3 \times \delta_B \tilde{C}_{ai}^{\hat{k}g}(\ell). \quad (10)$$

This adds  $Q_3$  as a new parameter to the system. Here, we will set its fiducial value to 1 in our test data.  $\delta_B \tilde{C}_{ai}^{\hat{k}g}(\ell)$  will be computed for fiducial parameters and used as a template. The introduction of this parameter, as a nuisance parameter, will eventually help define the angular scales that are not significantly affected by weak lensing corrections<sup>4</sup>. We assume that this approach will be enough to project out the cosmological dependency of  $\delta_B \tilde{C}_{ai}^{\hat{k}g}(\ell)$ .

We can then define a Gaussian likelihood  $\mathcal{L}$  to constrain jointly the cosmological and  $Q_3$  parameters

$$\log \mathcal{L}(\boldsymbol{\theta}, Q_3) = -\frac{1}{2} \sum_{\ell} (\tilde{C}^{\hat{k}g} - Q_3 \delta_B \tilde{C}^{\hat{k}g})^T \cdot \Sigma^{-1} \cdot (\tilde{C}^{\hat{k}g} - Q_3 \delta_B \tilde{C}^{\hat{k}g}), \quad (11)$$

where  $\Sigma$  is the covariance, and we ignored the  $\ell$  dependency and used a matrix notation avoiding  $ai$  indices in the equation to make it more compact. Remember that both the observed cross spectra  $\tilde{C}_{ai}^{\hat{k}g}(\ell)$  and higher-order bias correction  $\delta_B \tilde{C}_{ai}^{\hat{k}g}(\ell)$  being BNT transformed quantities, they depend on

<sup>4</sup> Note that the computation of the reduced shear and magnification bias corrections also leads to another bias that involve the matter power spectrum. However, this bias is nulled for same indices as  $\tilde{C}_{ai}^{\hat{k}g}(\ell)$  such that we do not need to correct for it.

the cosmological parameters  $\theta$ . We estimate the covariance  $\Sigma$  at leading order (i.e. ignoring correction from the Bispectrum term we discussed earlier) and assuming the classical Knox approximation [21]. In our setting, the only valid pair of indices  $a$  and  $i$  are such that  $1 \leq i < a - 3 \leq 7$  leading to a  $28 \times 28$  matrix

$$\Sigma_{(ai),(bj)}(\ell) = \frac{\delta_{i,j}}{(2l+1)f_{\text{sky}}} \left( C_{ab}^{\hat{k}\hat{k}}(\ell) + \hat{S}_{ab} \right) \left( C_{ii}^{\text{gg}}(\ell) + \mathcal{N}_i^{\text{gg}} \right). \quad (12)$$

The covariance only contains auto-spectra of the BNT transformed weak lensing maps

$$C_{ab}^{\hat{k}\hat{k}}(\ell) = p_{ai} C_{ij}^{\text{KK}} p_{bj} \quad (13)$$

and galaxy catalogs  $C_{ii}^{\text{gg}}(\ell)$  since all the cross spectra between the two vanish. The noise terms,  $\hat{S}_{ab}$  and  $\mathcal{N}_i^{\text{gg}}$  are respectively the BNT transformed shape noise  $\hat{S}_{ab} = p_{ai} \mathcal{S}_{ij} p_{bj}$  and the galaxy shot noise. Following [18] and [19], we set the shape noise to  $\mathcal{S}_{ij} = \delta_{ij} \sigma_s^2 / \bar{n}_i$  with  $\sigma_s = 0.3$  and the shot noise to  $\mathcal{N}_{ij}^{\text{gg}} = \delta_{ij} / \bar{n}_i^g$ , where  $\bar{n}_i$  is the total number of galaxies (per  $\text{arcmin}^2$ ) in bin  $i$ , with  $g$  indicating the low redshift galaxy bins, and the sky fraction  $f_{\text{sky}} = 0.36$ . One should note that as we discussed in [2], the covariance matrix is not affected by the super-sample covariance (SSC) nor by connected non-Gaussianities (cNG). As a result, the covariance matrix itself can be evaluated directly from measurements of the shear and galaxy clustering auto-spectra on the sky. At the price of a noisy covariance estimate, the implementation of the nulling test we propose is then entirely independent of small scale theoretical modeling. This is also the case for the Bispectrum level nulling bias correction template  $\delta_B C_{ai}^{\hat{k}\hat{k}}$ .

We are now able to quantify the constraining power of these observables. Let us start with a simple Fisher matrix formalism to gain an initial understanding of their performance. The Fisher matrix is defined as

$$F_{\theta\lambda}^{\text{model}} = \sum_{l,(ai),(bj)} \Sigma_{(ai),(bj)}^{-1}(\ell) \frac{\partial C_{ai}^{\hat{k}\hat{k}}(\ell)}{\partial \theta} \frac{\partial C_{bj}^{\hat{k}\hat{k}}(\ell)}{\partial \lambda}, \quad (14)$$

where  $\theta$  and  $\lambda$  denote parameters of the model. The inverse of  $F_{\theta\lambda}$  is then the error covariance matrix of these parameters at first order in data vector variations. From this matrix, we get the Figure-of-Merit (FoM) in a flat Universe for the dark energy equation of state which we define as the inverse determinant of the joint constraint on  $\{w_0, w_a\}$  marginalized over other parameters.

Unsurprisingly, nulling alone has a weak constraining power. However, it allows us to derive cosmological constraints on the background evolution at scales that are beyond reach of standard 3x2pt analysis, that is to say deeply into the nonlinear regime<sup>5</sup>.

We illustrate on Fig. 2 its constraining power when combined with CMB priors on  $\Omega_m$  derived from the Planck mission [22]. We will use the constraint for  $w_0 w_a$  CDM cosmology from Planck and Baryon acoustic oscillation (BAO) data from BOSS DR12, MGS, and 6DF, which we multiply by 2 to be more conservative, which gives  $\sigma(\Omega_m) = 0.052$ .

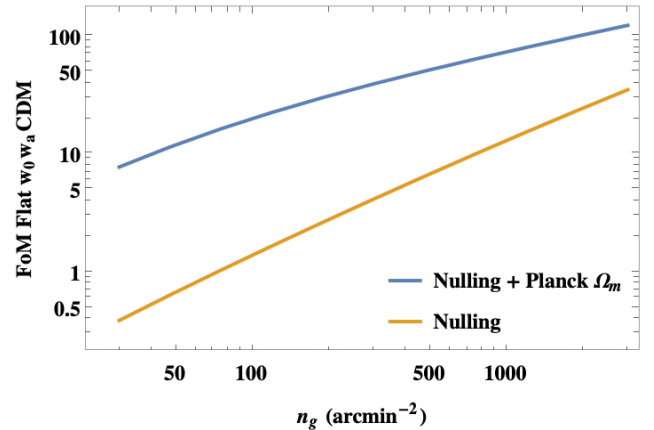


Figure 2. Value of the FoM for the parameters  $w_0, w_a$ , obtained with nulling and with or without Planck's prior on  $\Omega_m$ , as a function of the number density of sources to be used for shear measurements.

One can see in Fig. 2 that adding Planck's constraints on  $\Omega_m$  improves the FoM by more than a factor 10. For a Euclid-like setting the constraints are found to be modest.

We note that the constraining power of this approach is not yet limited by cosmic variance. In particular, reducing the shape noise, by increasing the number of source galaxies, leads to a significant boost in the FoM, for both nulling alone or in combination with Planck priors. This opens the possibility, for future dedicated surveys, to harness the statistical power of large-scale cosmological fluctuations, even though its modeling is beyond our capabilities, to constrain the dark energy equation of state with a pure geometrical test.

To gain further insights into the constraining power of this method, its sensitivity to parameters and their correlations or degeneracies, we complement the previous results with Markov chain Monte Carlo (MCMC) parameter samplings restricting our analysis to the flat case. In practice we used cobaya [23] [24] with our likelihood from Eq. (11) and mock data computed for our fiducial model in the Limber approximation.

Results are first illustrated in Fig. 3 with the triangle plot obtained for  $\Omega_m$  and  $w_0$  when sampling the three parameters  $\{\Omega_m, w_0, Q_3\}$  with flat large priors in one case and, on the other case, combined with CMB priors on  $\Omega_m$  derived from the Planck mission [22]. We will use the constraint for  $w_0$  CDM cosmology from Planck and BAO data from BOSS

<sup>5</sup> This is a property shared with the approaches used in [16] and [17] although the observable they use has to be calibrated with numerical simulations.

DR12, MGS, and 6DF, which gives<sup>6</sup>  $\sigma(\Omega_m) = 0.012$ . This

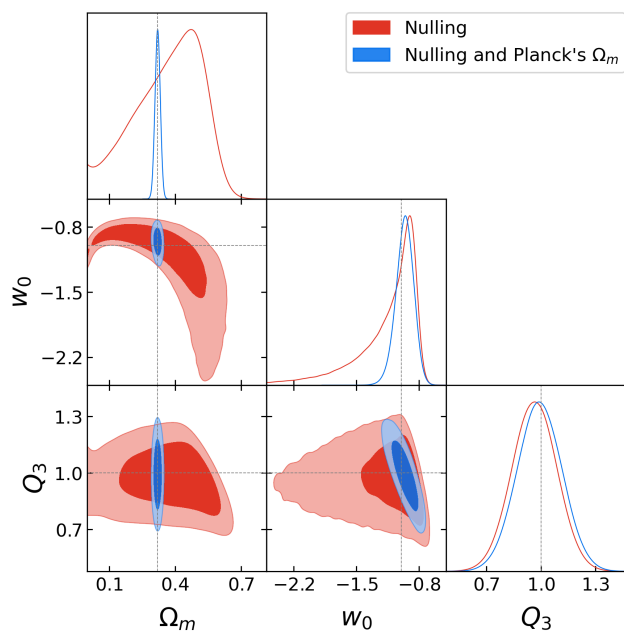


Figure 3. Triangle plot for sampled parameters  $\{\Omega_m, w_0, Q_3\}$  with large uniform priors in blue and Planck+BAO  $w_0$ -CDM constraint as a prior for  $\Omega_m$  in red. Dashed lines show the fiducial values of parameters.

plot shows the localisation of the  $\Omega_m - w_0$  degeneracy in the nulling only case. This is actually inherited from the global degeneracy deriving from Eq. (8) (see [2] for details). We can actually see that this direction of the degeneracy is different from those usually encountered in weak-lensing observations (see for instance [9]), the latter being strongly sensitive to the growth rate of fluctuations as well.

Fig. 3 also shows that the use of a strong prior on  $\Omega_m$  alone, as provided by CMB observations, can allow the determination of the dark energy equation of state with a significant precision.

Those results are summarized in Table I which gives the size of the posterior confidence interval at  $1\sigma$  whether Planck priors are included or not. The posterior we find on  $w_0$ , when combined with Planck, indicates an efficient constraining ability on the dark energy equation of state, especially considering the low numerical cost and simplicity of nulling as a probe!

The scientific exploitation of stage IV cosmic shear surveys is particularly challenging, as it depends heavily on accurate modeling of nonlinear physics. Consequently, the

Table I. Precision<sup>a</sup> at  $1\sigma$  obtained from our sample compared to those obtained by Planck experiment.

	$\sigma(\Omega_m)$	$\sigma(w_0)$
Nulling	0.15	0.227
Nulling and Planck+BAO $\Omega_m$	0.012	0.095
Planck+BAO $w_0$ CDM	0.012	0.067

<sup>a</sup> When the distribution is symmetric, we show  $\sigma$ , otherwise we show half the confidence interval size.

resulting constraints on key cosmological parameters are likely to be intricately linked with those describing nonlinear structure growth (see for instance [9] for the Euclid case).

We have demonstrated that the BNT transformation not only enhances the separation of physical scales within data vectors, as highlighted in previous studies, but also enables robust null tests. This approach achieves a complete separation between background evolution and structure growth modeling, allowing weak lensing surveys to harness statistical power at smaller physical scales. Notably, this can be accomplished at negligible computational cost using standard summary statistics.

Furthermore, the nulling properties we exploit exist at the map level, meaning they could be leveraged with higher-order statistical tools. While more challenging to implement, they could also be explored through field-level inference methods.

For Stage IV surveys, we find that applying this method with standard statistical observables, in combination with CMB data, can already place meaningful constraints on the angular distance–redshift relation and fundamental cosmological parameters. Currently, shape noise is the primary limitation to the effectiveness of nulling techniques in existing surveys. However, improved survey designs that mitigate shape noise would significantly enhance the power of this approach. For instance, weak lensing measurements in Line Intensity Mapping, possibly in conjunction with CMB lensing (see for instance [13] [14]), could allow to dramatically increase the number of structures with which shear is measured thus reducing the shape noise. That would offer an exquisite playground for such a method.

*Acknowledgements* This work has received funding from the Centre National d’Etudes Spatiales for travelling and hardware. This work has made use of the Infinity Cluster hosted by Institut d’Astrophysique de Paris. We also acknowledge the Euclid consortium for events organised and opportunities to present this work in advance and we thank any of its members with whom we have had useful discussions. SC warmly thanks Helene Dupuy-Velu for her contributions to an earlier version of this work.

<sup>6</sup> Note that it is not the same value as for the Fisher Matrix in Fig. 2 as now we work in the  $w_0$ CDM case while it was the  $w_0w_a$ CDM before.

- 
- \* Correspondence email address: david.touzeau@ipht.fr
- [1] F. Bernardeau, T. Nishimichi, and A. Taruya, Cosmic shear full nulling: sorting out dynamics, geometry and systematics, *Mon. Not. Roy. Astron. Soc.* **445**, 1526 (2014), arXiv:1312.0430 [astro-ph.CO].
- [2] T. David, B. Francis, B. Karim, and C. Sandrine, Cosmic shear nulling as a geometrical cosmological probe: methodology and sensitivity to cosmological parameters and systematics, (2025), arXiv:2502.02246 [astro-ph.CO].
- [3] W. Hu, Power spectrum tomography with weak lensing, *Astrophys. J. Lett.* **522**, L21 (1999), arXiv:astro-ph/9904153.
- [4] J. T. A. de Jong, G. A. Verdoes Kleijn, K. H. Kuijken, and E. A. Valentijn (Astro-WISE, KiDS), The Kilo-Degree Survey, *Exper. Astron.* **35**, 25 (2013), arXiv:1206.1254 [astro-ph.CO].
- [5] M. Asgari *et al.* (KiDS), KiDS-1000 Cosmology: Cosmic shear constraints and comparison between two point statistics, *Astron. Astrophys.* **645**, A104 (2021), arXiv:2007.15633 [astro-ph.CO].
- [6] T. Abbott *et al.* (DES), The Dark Energy Survey, (2005), arXiv:astro-ph/0510346.
- [7] T. M. C. Abbott *et al.* (DES), Dark Energy Survey Year 3 results: Cosmological constraints from galaxy clustering and weak lensing, *Phys. Rev. D* **105**, 023520 (2022), arXiv:2105.13549 [astro-ph.CO].
- [8] A. Abate *et al.* (LSST Dark Energy Science), Large Synoptic Survey Telescope: Dark Energy Science Collaboration, (2012), arXiv:1211.0310 [astro-ph.CO].
- [9] Y. Mellier *et al.* (Euclid), Euclid. I. Overview of the Euclid mission, (2024), arXiv:2405.13491 [astro-ph.CO].
- [10] P. L. Taylor, F. Bernardeau, and E. Huff,  $\chi$ -cut Cosmic Shear: Optimally Removing Sensitivity to Baryonic and Nonlinear Physics with an Application to the Dark Energy Survey Year 1 Shear Data, *Phys. Rev. D* **103**, 043531 (2021), arXiv:2007.00675 [astro-ph.CO].
- [11] F. Bernardeau, T. Nishimichi, and A. Taruya, Observing Baryonic Acoustic Oscillations in tomographic cosmic shear surveys, (2020), arXiv:2004.03201 [astro-ph.CO].
- [12] P. L. Taylor *et al.*, Euclid: Forecasts for  $k$ -cut  $3 \times 2$  Point Statistics, *Open J. Astrophys.* **4**, 6 (2021), arXiv:2012.04672 [astro-ph.CO].
- [13] H. Fronenberg, A. S. Maniyar, A. R. Pullen, and A. Liu, Constraining Cosmology With the CMB  $\times$  LIM-Nulling Convergence, (2023), arXiv:2309.06477 [astro-ph.CO].
- [14] A. S. Maniyar, E. Schaan, and A. R. Pullen, New probe of the high-redshift Universe: Nulling CMB lensing with interloper-free line intensity mapping pair lensing, *Phys. Rev. D* **105**, 083509 (2022), arXiv:2106.09005 [astro-ph.CO].
- [15] B. Joachimi and P. Schneider, Controlling intrinsic alignments in weak lensing statistics: The nulling and boosting techniques, (2010), arXiv:1009.2024 [astro-ph.CO].
- [16] J. Prat *et al.* (DES, SPT), Cosmological lensing ratios with DES Y1, SPT and Planck, *Mon. Not. Roy. Astron. Soc.* **487**, 1363 (2019), arXiv:1810.02212 [astro-ph.CO].
- [17] C. Sánchez *et al.* (DES), Dark Energy Survey Year 3 results: Exploiting small-scale information with lensing shear ratios, *Phys. Rev. D* **105**, 083529 (2022), arXiv:2105.13542 [astro-ph.CO].
- [18] A. Blanchard *et al.* (Euclid), Euclid preparation. VII. Forecast validation for Euclid cosmological probes, *Astron. Astrophys.* **642**, A191 (2020), arXiv:1910.09273 [astro-ph.CO].
- [19] A. C. Deshpande *et al.*, Euclid: The reduced shear approximation and magnification bias for Stage IV cosmic shear experiments, *Astron. Astrophys.* **636**, A95 (2020), arXiv:1912.07326 [astro-ph.CO].
- [20] E. Abdalla *et al.*, Cosmology intertwined: A review of the particle physics, astrophysics, and cosmology associated with the cosmological tensions and anomalies, *JHEAp* **34**, 49 (2022), arXiv:2203.06142 [astro-ph.CO].
- [21] L. Knox, Determination of inflationary observables by cosmic microwave background anisotropy experiments, *Phys. Rev. D* **52**, 4307 (1995), arXiv:astro-ph/9504054.
- [22] N. Aghanim *et al.* (Planck), Planck 2018 results. VI. Cosmological parameters, *Astron. Astrophys.* **641**, A6 (2020), [Erratum: *Astron. Astrophys.* 652, C4 (2021)], arXiv:1807.06209 [astro-ph.CO].
- [23] J. Torrado and A. Lewis, Cobaya: Code for Bayesian Analysis of hierarchical physical models, *JCAP* **05**, 057, arXiv:2005.05290 [astro-ph.IM].
- [24] J. Torrado and A. Lewis, Cobaya: Bayesian analysis in cosmology, *Astrophysics Source Code Library*, record ascl:1910.019 (2019).