

Distributed Prescribed-Time Observer for Nonlinear Systems

Vincent de Heij, M. Umar B. Niazi, Karl H. Johansson, and Saeed Ahmed

Abstract—This paper proposes a distributed prescribed-time observer for nonlinear systems representable in a block-triangular observable canonical form. Using a weighted average of neighbor estimates exchanged over a strongly connected digraph, each observer estimates the system state despite limited local sensor measurements. The proposed design guarantees that distributed state estimation errors converge to zero at a user-specified convergence time, irrespective of observers' initial conditions. To achieve this prescribed-time convergence, distributed observers implement time-varying local output injection gains that asymptotically approach infinity as the prescribed time is approached. The theoretical convergence is rigorously proven and validated through numerical simulations.

Index Terms—Distributed observers, sensor networks, prescribed-time state estimation, nonlinear systems.

I. INTRODUCTION

Distributed state estimation involves estimating the state of a dynamical system through a network of spatially distributed observers, where the sensor of each observer can measure only a partial state. Due to their limited visibility, individual observers cannot independently reconstruct the complete system state. Therefore, observers employ information exchanged by their neighbors over a communication network to achieve full state estimation (Fig. 1). This distributed approach has emerged as a promising alternative to centralized methods for state estimation, offering significant advantages in scalability, resilience, privacy, and communication efficiency [1].

For linear systems, seminal papers [2] and [3] studied distributed Kalman filtering problem, motivating developments of distributed Luenberger observers [4]–[7] in a deterministic setting. Extensions to finite-time distributed observers, such as [8], aim to estimate the state of a linear system up to a

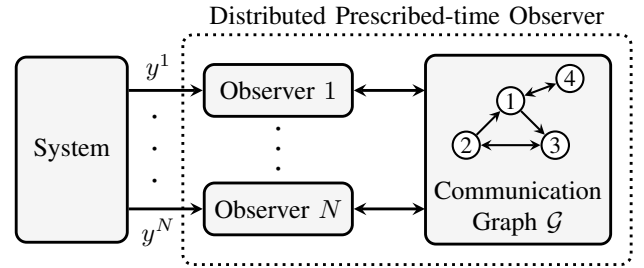


Fig. 1: Framework of distributed state estimation.

certain accuracy within a finite time. These works established the fundamental frameworks for distributed state estimation.

Distributed observers for nonlinear systems represent a significant advancement in the field. Distributed Luenberger-like observers for autonomous nonlinear systems are proposed in [9]. For controlled nonlinear systems, [10] proposes a distributed observer by adapting methods from [4] and [7]. This adaptation is particularly effective for systems in a block-triangular observable canonical form. However, these methods ensure only asymptotic convergence to the system state.

In this paper, we are interested in distributed observers that can estimate the state within finite time. This is because in practical applications, especially those with uncertain initial conditions, achieving an accurate state estimate within a prescribed time is critical to meet control objectives [11]. Existing methods for finite-time state estimation often have convergence times that depend on the system's initial conditions, which may be unavailable, inaccurate, or confidential in practical applications [12]. On the other hand, the prescribed-time state estimation offers a compelling alternative, as it allows the user to *a priori* specify the convergence time independently of the initial condition [13].

Centralized prescribed-time observers for linear and nonlinear systems in triangular forms are proposed in [11] and [14], respectively, which employ time-varying gains that approach infinity at the prescribed time. Since we consider a similar class of systems as in [14], we are compelled to point out certain shortcomings in the proof of [14, Theorem 1]. It employs a wrong implication of Lipschitz inequality. Moreover, the finite-time convergence of observers is wrongly established over the whole prescribed-time interval.

To the best of our knowledge, the problem of distributed prescribed-time state estimation of nonlinear systems remains unresolved in current literature. While [12] attempted to address this problem, the paper contains critical mathematical

V. de Heij and Saeed Ahmed are with the Jan C. Willems Center for Systems and Control and the Engineering and Technology Institute Groningen (ENTEG), Faculty of Science and Engineering, University of Groningen, 9747 AG Groningen, The Netherlands. (Emails: v.de.heij@student.rug.nl, s.ahmed@rug.nl).

K. H. Johansson is with the Division of Decision and Control Systems, Digital Futures, KTH Royal Institute of Technology, SE-100 44 Stockholm, Sweden. (Email: kallej@kth.se)

M. U. B. Niazi is with the Division of Decision and Control Systems, Digital Futures, KTH Royal Institute of Technology, SE-100 44 Stockholm, Sweden, and with the Laboratory for Information and Decision Systems, Department of Electrical Engineering and Computer Science, Massachusetts Institute of Technology, Cambridge, MA 02139, USA. (Email: mubniazi@kth.se, niazi@mit.edu).

M. U. B. Niazi is supported by the European Union's Horizon Research and Innovation Programme under Marie Skłodowska-Curie grant agreement No. 101062523.

errors in the proof of [12, Lemma 5], which is a fundamental part of their convergence result.

In this paper, we address the distributed prescribed-time state estimation problem for nonlinear systems in a block-triangular observable canonical form [15]–[17]. Our proposed distributed observer allows users to specify an arbitrary convergence time for state estimation, independent of initial conditions. Because of limited local measurements, observers communicate over a strongly connected directed graph to estimate locally observable states through output injection and unobservable states through consensus with their neighbors. Using time-varying gains that approach infinity near convergence time, as in [11], and synthesizing observer gains via linear matrix inequalities, we prove convergence of the distributed state estimation errors to zero within the prescribed time. We validate our results through numerical simulations.

II. PRELIMINARIES

Notations: Given $A \in \mathbb{R}^{n \times n}$, we denote $\text{sym}(A) := A + A^\top$. The Kronecker product between A and B is given by $A \otimes B$. The identity matrix of dimensions $n \times n$ is I_n , a vector of ones is $\mathbf{1}_n \in \mathbb{R}^{n \times 1}$, and a zero matrix is $0_{m \times n} \in \mathbb{R}^{m \times n}$. A symmetric matrix $P = P^\top \in \mathbb{R}^{n \times n}$ is denoted as $P \geq 0$ (resp., $P \leq 0$) if it is positive (resp., negative) semi-definite. For matrices A_1, \dots, A_N , $\underline{A} = \text{diag}(A_1, \dots, A_N)$ denotes a block diagonal matrix with A_i 's as diagonal blocks. A block diagonal matrix comprising N copies of A is denoted by $\bar{A} = I_N \otimes A$. The vertical concatenation of $v_1 \in \mathbb{R}^{n_1}, \dots, v_N \in \mathbb{R}^{n_N}$ into a single column vector is denoted by $\text{col}(v_1, \dots, v_N)$.

Graph theory: Let $\mathcal{G} = (\mathcal{N}, \mathcal{E}, \mathcal{A})$ be a weighted directed graph with $\mathcal{N} = \{1, 2, \dots, N\}$ the set of N nodes, $\mathcal{E} \subset \mathcal{N} \times \mathcal{N}$ the set of edges, and $\mathcal{A} = [a_{ij}] \in \mathbb{R}^{N \times N}$ the weighted adjacency matrix. The edge $(i, j) \in \mathcal{E}$ indicates that node i receives information from node j . Each entry a_{ij} in \mathcal{A} denotes the weight associated with the edge (i, j) , with $a_{ij} > 0$ if and only if $(i, j) \in \mathcal{E}$; otherwise, $a_{ij} = 0$. A directed path from node j to node i consists of a sequence of edges $(i, i_1), \dots, (i_k, j)$, for some integer $k \geq 1$. A directed graph \mathcal{G} is *strongly connected* if, for any $i, j \in \mathcal{N}$, there exists a directed path from j to i in \mathcal{E} .

Given \mathcal{G} is strongly connected, then (see [7], [18]–[20]):

Fact 1: The Laplacian matrix $\mathcal{L} \in \mathbb{R}^{N \times N}$ of \mathcal{G} has a zero eigenvalue with the corresponding eigenvector $\mathbf{1}_N$ and all other eigenvalues of \mathcal{L} lie in $\mathbb{C}_{>0}$.

Fact 2: There exists a unique $r = [r_1 \ \dots \ r_N] \in \mathbb{R}_{>0}^{1 \times N}$ such that $r\mathcal{L} = 0_{1 \times N}$ and $r\mathbf{1}_N = N$.

Fact 3: $\hat{\mathcal{L}} := R\mathcal{L} + \mathcal{L}^\top R$ is positive semi-definite, where

$$R = \text{diag}(r_1, \dots, r_N). \quad (1)$$

Moreover, $\mathbf{1}_N^\top \hat{\mathcal{L}} = 0$ and $\hat{\mathcal{L}}\mathbf{1}_N = 0$.

III. SYSTEM DEFINITION

Consider a nonlinear system

$$\begin{aligned} \dot{x}(t) &= Ax(t) + B\varphi(x(t)) \\ y^i(t) &= H^i x(t), \quad i = 1, \dots, N, \end{aligned} \quad (2)$$

where $x(t) \in \mathbb{R}^n$ is the state, $y^i(t) \in \mathbb{R}$ is sensor i 's measurement, and $\varphi : \mathbb{R}^n \rightarrow \mathbb{R}^N$ is a known function. Specifically, the system comprises $N \leq n$ subsystems, where the state of subsystem i is $x_i(t) \in \mathbb{R}^{n_i}$ with $\sum_{i=1}^N n_i = n$. Therefore, $x(t) = \text{col}(x_1(t), \dots, x_N(t))$ and

$$x_i(t) = \text{col}(x_{i1}(t), \dots, x_{i,n_i}(t)), \quad i = 1, \dots, N.$$

The nonlinearity φ is triangular, i.e.,

$$\varphi(x(t)) = \text{col}(\varphi_1(x_1), \varphi_2(x_1, x_2), \dots, \varphi_N(x_1, \dots, x_N)),$$

where $\varphi_i : \mathbb{R}^{\bar{n}_i} \rightarrow \mathbb{R}$ with $\bar{n}_i = \sum_{j=1}^i n_j$.

Let $H = \text{col}(H^1, \dots, H^N)$, where $H^i \in \mathbb{R}^{1 \times n}$ given by

$$H^i = [0_{1 \times n_1} \ \dots \ 0_{1 \times n_{i-1}} \ H_i \ 0_{1 \times n_{i+1}} \ \dots \ 0_{1 \times n_N}]$$

with $H_i \in \mathbb{R}^{1 \times n_i}$ placed on the i th block position. Notice that $y^i(t) = H^i x(t) = H_i x_i(t)$. The system matrices $A \in \mathbb{R}^{n \times n}$, $B \in \mathbb{R}^{n \times N}$, and $H \in \mathbb{R}^{N \times n}$ are given by

$$\begin{aligned} A &= \text{diag}(A_1, \dots, A_N), \quad B = \text{diag}(B_1, \dots, B_N) \\ H &= \text{diag}(H_1, \dots, H_N), \end{aligned}$$

with $A_i \in \mathbb{R}^{n_i \times n_i}$, $B_i \in \mathbb{R}^{n_i \times 1}$, and $H_i \in \mathbb{R}^{1 \times n_i}$ in observable canonical form

$$\begin{aligned} A_i &= \begin{bmatrix} 0_{(n_i-1) \times 1} & I_{n_i-1} \\ 0 & 0_{1 \times (n_i-1)} \end{bmatrix}, \quad B_i = \begin{bmatrix} 0_{(n_i-1) \times 1} \\ 1 \end{bmatrix} \\ H_i &= [1 \ 0_{1 \times (n_i-1)}]. \end{aligned}$$

Assumption 1: For all $i \in \{1, \dots, N\}$, the function $\varphi_i : \mathbb{R}^{\bar{n}_i} \rightarrow \mathbb{R}$ is Lipschitz continuous, i.e., there exists $\gamma_i \in \mathbb{R}_{\geq 0}$ such that for all $\bar{x}_i, \bar{\omega}_i \in \mathbb{R}^{\bar{n}_i}$, it holds that

$$|\varphi_i(\bar{x}_i + \bar{\omega}_i) - \varphi_i(\bar{x}_i)| \leq \gamma_i \|\bar{\omega}_i\|, \quad (3)$$

where $\bar{x}_i := \text{col}(x_1, \dots, x_i)$ and $\bar{\omega}_i := \text{col}(\omega_1, \dots, \omega_i)$. \lrcorner

The communication network between the sensors is defined by a weighted directed graph $\mathcal{G} = (\mathcal{N}, \mathcal{E}, \mathcal{A})$.

Assumption 2: \mathcal{G} is strongly connected. \lrcorner

We further assume that the linear part of the system is jointly observable. However, it must be noted that the class of systems defined above becomes unobservable if any of the sensors are removed. Therefore, all measurements $y^i(t)$, for $i = 1, \dots, N$, must be utilized for state estimation [10].

Assumption 3: The linear part of the system (2) is jointly observable from the sensors, i.e., the pair (H, A) satisfies $\text{rank} [H^\top \ (HA)^\top \ \dots \ (HA^{n-1})^\top] = n$. \lrcorner

Subject to the assumptions above, our objective is to design a distributed estimation algorithm with N observers to cooperatively determine the full state of $x(t)$ of system (2) within a finite prescribed-time $T > 0$, independent of the initial conditions.

IV. DESIGN PROBLEM

The distributed state estimation algorithm comprises N observers, where each observer i can access only the measurement of sensor i and a weighted combination of state estimates of its neighbors according to the communication network \mathcal{G} . Let $z^i(t) \in \mathbb{R}^n$ denote the state estimate of observer i . Each observer i estimates the observable part

of the system's state, $x_i(t)$, using the local output injection, i.e., $y^i(t) - H^i z^i(t)$. The unobservable part of the state, $\text{col}(x_1(t), \dots, x_{i-1}(t), x_{i+1}(t), \dots, x_N(t))$, is estimated by seeking consensus with the neighboring observers, i.e., $\sum_j a_{ij}[z^i(t) - z^j(t)]$. In particular, we consider the distributed observer as

$$\begin{aligned} \dot{z}^i(t) = & A z^i(t) + B \varphi(z^i(t)) + \Gamma(t) L^i [y^i(t) - H^i z^i(t)] \\ & - \mu^{1+m}(t) r_i \sum_{j=1}^N a_{ij} [z^i(t) - z^j(t)], \quad i = 1, \dots, N, \end{aligned} \quad (4)$$

where $z^i(t) \in \mathbb{R}^n$ denotes the full-state estimate of observer i . The entry a_{ij} is the (i, j) -th entry of the adjacency matrix \mathcal{A} of \mathcal{G} and r_i is defined in Fact 2 before (1). The distributed observer design problem aims to find gains $\Gamma(t) \in \mathbb{R}_{>0}^{n \times n}$, $\mu(t) \in \mathbb{R}_{>0}$, and $L^i \in \mathbb{R}^n$ such that a certain stability property (to be defined next) of the state estimation error holds.

A. Coordinate Transformation

The state estimation error of observer i in (4) is defined as

$$e^i(t) = x(t) - z^i(t), \quad i = 1, \dots, N.$$

Following [11], we consider a time-varying coordinate transformation of the state estimation error to ensure prescribed-time convergence, i.e.,

$$\zeta^i(t) = \Gamma^{-1}(t) e^i(t),$$

where $\Gamma(t) \in \mathbb{R}_{>0}^{n \times n}$ is expressed as

$$\Gamma(t) := \Gamma(\mu(t)) = \text{diag}(\Gamma_1(\mu(t)), \dots, \Gamma_N(\mu(t))) \quad (5)$$

with $\Gamma_i(\mu(t)) \in \mathbb{R}^{n_i \times n_i}$, associated with subsystem i ,

$$\Gamma_i(t) := \Gamma_i(\mu(t)) = \text{diag}(\mu^{1+m}(t), \dots, \mu^{n_i(1+m)}(t)). \quad (6)$$

Here, $m \geq 1$ and $\mu : [t_0, t_0 + T) \rightarrow \mathbb{R}_{>0}$ is defined as

$$\mu(t) := \mu(t; t_0, T) = \frac{T}{T + t_0 - t} \quad (7)$$

for some initial time $t_0 \in \mathbb{R}_{\geq 0}$ and prescribed-time $T \in \mathbb{R}_{>0}$. Notice that μ is parametrized by $t_0 \geq 0$ and $T > 0$. In (6), m is a design parameter that controls the convergence speed, and μ is a monotonically increasing function that approaches infinity as $t \rightarrow t_0 + T$. Consequently, its multiplicative inverse $1/\mu(t)$ decreases monotonically to 0 over the interval $[t_0, t_0 + T)$.

B. Error Dynamics

Let the vector of the state estimates of N observers be

$$z(t) = \text{col}(z^1(t), \dots, z^N(t))$$

and the corresponding distributed state estimation error

$$e(t) = [\mathbf{1}_N \otimes x(t)] - z(t). \quad (8)$$

By taking the derivative of (8) and combining (2) and (4), we obtain the distributed state estimation error dynamics as

$$\dot{e}(t) = \Lambda(t)e(t) + \bar{B}\Delta\Phi(t) - \mu^{1+m}(t)(R\mathcal{L} \otimes I_n)e(t), \quad (9)$$

where $\bar{B} = I_N \otimes B$, R is defined in (1), and

$$\begin{aligned} \Delta\Phi(t) = & \text{col}(\varphi(x(t)) - \varphi(z^1(t)), \dots, \varphi(x(t)) - \varphi(z^N(t))) \\ \Lambda(t) = & \text{diag}(A - \Gamma(t)L^1 H^1, \dots, A - \Gamma(t)L^N H^N). \end{aligned}$$

The transformed distributed state estimation error

$$\zeta(t) = \bar{\Gamma}^{-1}(t)e(t), \quad (10)$$

where $\bar{\Gamma}(t) := I_N \otimes \Gamma(t)$. Taking its derivative yields

$$\begin{aligned} \dot{\zeta}(t) = & \dot{\bar{\Gamma}}^{-1}(t)e(t) + \bar{\Gamma}^{-1}(t)\Lambda e(t) + \bar{\Gamma}^{-1}(t)\bar{B}\Delta\Phi(t) \\ & - \mu^{1+m}(t)\bar{\Gamma}^{-1}(t)(R\mathcal{L} \otimes I_n)e(t). \end{aligned}$$

Let $D_i = \text{diag}(1, 2, \dots, n_i)$ and

$$\begin{aligned} \bar{A} = & I_N \otimes A \\ \bar{H} = & \text{diag}(H^1, \dots, H^N) \\ \bar{L} = & \text{diag}(L^1, \dots, L^N) \\ \bar{D} = & I_N \otimes \text{diag}(D_1, \dots, D_N). \end{aligned} \quad (11)$$

Since $e(t) = \bar{\Gamma}(t)\zeta(t)$, and using the facts

$$\begin{aligned} \dot{\bar{\Gamma}}^{-1}(t) = & -\bar{\Gamma}^{-2}(t)\dot{\bar{\Gamma}}(t) = (1+m)\frac{\mu(t)}{T}\bar{D}\bar{\Gamma}^{-1}(t) \\ \bar{\Gamma}^{-1}(t)\bar{A}\bar{\Gamma}(t) = & \mu^{1+m}(t)\bar{A}, \end{aligned}$$

we obtain

$$\begin{aligned} \dot{\zeta}(t) = & \mu^{1+m}(t)(\bar{A} - \bar{L}\bar{H} - (R\mathcal{L} \otimes I_n))\zeta(t) \\ & - (1+m)\frac{\mu(t)}{T}\bar{D}\zeta(t) + \bar{\Gamma}^{-1}(t)\bar{B}\Delta\Phi(t). \end{aligned} \quad (12)$$

We deduce from (10) that $\zeta(t) \rightarrow 0$ as $t \rightarrow t_0 + T$. Because $\zeta(t)$ is defined via a continuous and invertible transformation of $e(t)$, it follows that $\zeta(t) \rightarrow 0$ if and only if $e(t) \rightarrow 0$ as $t \rightarrow t_0 + T$. The following definition is adopted from [11].

Definition 1: A system $\dot{e} = f(e, t)$ is said to be fixed-time, globally uniformly asymptotically stable (FT-GUAS) over an interval $I_T := [t_0, t_0 + T)$ if there exists a class \mathcal{KL} function¹ $\beta : \mathbb{R}_{\geq 0} \times \mathbb{R}_{\geq 0} \rightarrow \mathbb{R}_{\geq 0}$ such that for all $t \in I_T$,

$$\|e(t)\| \leq \beta(\|e(t_0)\|, \mu(t; t_0, T) - 1),$$

where $\mu(t; t_0, T)$ is defined in (7). \square

In the following section, we provide a distributed observer design criterion that ensures that the transformed error dynamics (12) is FT-GUAS. Since $\zeta(t) \mapsto \bar{\Gamma}(t)\zeta(t) =: e(t)$ is linear, invertible, and continuous, we conclude that the original distributed state estimation error dynamics (9) is also FT-GUAS.

V. MAIN RESULT

In this section, we provide the design criterion for synthesizing a distributed prescribed-time observer (4) that achieves the FT-GUAS property of error dynamics (9). Since the time-varying gains $\Gamma(t)$ and $\mu(t)$ are fixed in (5) and (7), we obtain the output injection gain L^i , for $i = 1, \dots, N$, from this design criterion. The rigorous proof of FT-GUAS property of error is also provided.

¹A function $\beta : \mathbb{R}_{\geq 0} \times \mathbb{R}_{\geq 0} \rightarrow \mathbb{R}_{\geq 0}$ is of class \mathcal{KL} if (i) for each fixed $s \in \mathbb{R}_{\geq 0}$, $\beta(\cdot, s)$ is continuous, zero at zero, and strictly increasing; and (ii) for each fixed $r \in \mathbb{R}_{\geq 0}$, $\beta(r, s) \rightarrow 0$ as $s \rightarrow \infty$.

A. Design Criterion

Before presenting the main theorem, we establish a key inequality used in our analysis.

Lemma 1: Let Assumption 1 hold. Then,

$$\|\bar{\Gamma}^{-1}(t)\bar{B}\Delta\Phi(t)\| \leq k_f\|\zeta(t)\|, \quad (13)$$

where $\bar{\Gamma}^{-1}(t) := \bar{\Gamma}^{-1}(\mu(t))$ and $k_f = \sqrt{N \sum_{i=1}^N (n_i \gamma_i)^2}$ with γ_i the Lipschitz constant given in (3). In other words, the upper bound (13) is independent of $\mu(t)$.

Proof: See Appendix A. \blacksquare

Having established this inequality, we now proceed to the main theorem, which outlines the synthesis conditions of the distributed observer for achieving the prescribed-time convergence of the error dynamics.

Theorem 1: Given an initial time $t_0 \in \mathbb{R}_{>0}$, the prescribed-time $T \in \mathbb{R}_{>0}$, and $\mu(t; t_0, T)$ as in (7), suppose there exist symmetric positive definite matrices $P_1, \dots, P_N \in \mathbb{R}^{n \times n}$, row vectors $Q_1, \dots, Q_N \in \mathbb{R}^{1 \times n}$, scalars $\epsilon_1, \epsilon_2, \epsilon_3 \in \mathbb{R}_{>0}$, and $\mu_* := \mu(t_*)$, for some $t_* \in [t_0, t_0 + T)$, such that

$$\text{sym}(P\bar{A} - Q^\top \bar{H} - P(R\mathcal{L} \otimes I_n)) + \epsilon_1 I_{nN} \leq 0 \quad (14a)$$

$$\text{sym}(P\bar{D}) - \epsilon_2 I_{nN} \geq 0 \quad (14b)$$

$$P - \epsilon_3 I_{nN} \leq 0 \quad (14c)$$

$$\epsilon_2 - \frac{2\epsilon_3 k_f T}{\mu_*(1+m)} \geq 0, \quad (14d)$$

where $P = \text{diag}(P_1, \dots, P_N)$, $Q = \text{diag}(Q_1, \dots, Q_N)$, R is given in (1), and $\bar{A}, \bar{H}, \bar{L}, \bar{D}$ given in (11). Then, the error system (9) is FT-GUAS over the interval $[t_*, t_0 + T)$ with the observer gains given by

$$L^i = P_i^{-1} Q_i^\top, \quad i = 1, \dots, N. \quad (15)$$

That is, the error system converges to zero as $t \rightarrow t_0 + T$.

The proof is provided in the next subsection. Here, we provide some remarks regarding the feasibility of the LMIs (14). Firstly, the feasibility of (14a) is guaranteed by the detectability of the pair $(\bar{H}, \bar{A} - (R\mathcal{L} \otimes I_n))$, which holds when the sensor network is strongly connected (Assumption 2) and jointly observable (Assumption 3) – see [21]. This means that there exists a symmetric positive definite matrix P satisfying (14a). However, adding (14b)–(14d) restricts the search space of feasible solutions P .

Due to the required prescribed-time convergence, the LMIs (14) may become infeasible at t_0 , where $\mu(t_0) = 1$. Allowing a larger threshold $\mu(t_*) \geq \mu(t_0)$ reduces conservatism in ϵ_2 and ensures feasibility. Since $\mu(t)$ increases to $+\infty$ on $[t_0, t_0 + T)$, it necessarily reaches μ_* at some $t_* \in [t_0, t_0 + T)$, so the resulting design ensures the observer error converges to zero strictly before $t = t_0 + T$. This is the reason why it is generally impossible, [11], to establish the FT-GUAS property of the error system (9) over the entire interval $[t_0, t_0 + T)$. However, one can show that the system exhibits FT-GUAS over a final sub-interval $[t_*, t_0 + T)$ and the error $e(t)$ approaching zero as $t \rightarrow t_0 + T$.

B. Proof of Theorem 1

We perform Lyapunov analysis to show the FT-GUAS property of the error system (9). The proof is constructive in a sense that we derive an explicit upper bound of the distributed state estimation error that converges to zero as $t \rightarrow t_0 + T$.

For some positive definite matrix $P = \text{diag}(P_1, \dots, P_N)$ with $P_i \in \mathbb{R}^{n \times n}$, consider the Lyapunov function

$$V(\zeta(t)) = \zeta(t)^\top P \zeta(t).$$

Define $\Theta := \bar{A} - \bar{L}\bar{H} - (R\mathcal{L} \otimes I_n)$. The derivative of $V(\zeta(t))$ along the trajectories of (12) is given by

$$\begin{aligned} \dot{V}(\zeta(t)) &= \mu^{1+m}(t)\zeta(t)^\top (\Theta^\top P + P\Theta)\zeta(t) \\ &\quad - (1+m)\frac{\mu(t)}{T}\zeta(t)^\top (\bar{D}^\top P + P\bar{D})\zeta(t) \\ &\quad + 2\zeta(t)^\top P\bar{\Gamma}^{-1}(t)\bar{B}\Delta\Phi(t). \end{aligned}$$

Using (13), we have

$$2\zeta(t)^\top P\bar{\Gamma}^{-1}(t)\bar{B}\Delta\Phi(t) \leq 2k_f \lambda_{\max}(P)\|\zeta(t)\|^2,$$

and by using (14)–(15), we obtain an upper bound on the derivative as

$$\begin{aligned} \dot{V}(\zeta(t)) &\leq \left(-\epsilon_1 \mu^{1+m}(t) - \epsilon_2 \frac{(1+m)\mu(t)}{T} \right. \\ &\quad \left. + 2k_f \lambda_{\max}(P) \right) \|\zeta(t)\|^2. \end{aligned}$$

From (14c), we have $\lambda_{\max}(P) \leq \epsilon_3$. Moreover, (14d) guarantees that on the interval $[t_*, t_0 + T)$,

$$\epsilon_2 \frac{(1+m)\mu(t)}{T} \geq 2k_f \epsilon_3 \geq 2k_f \lambda_{\max}(P).$$

Consequently, on $[t_*, t_0 + T)$, we have

$$\dot{V}(\zeta(t)) \leq -\epsilon_1 \mu^{1+m}(t)\|\zeta(t)\|^2.$$

Using the fact that

$$\frac{V(\zeta(t))}{\lambda_{\max}(P)} \leq \|\zeta(t)\|^2,$$

we deduce

$$\frac{\dot{V}(\zeta(t))}{V(\zeta(t))} \leq -\frac{\epsilon_1 \mu^{1+m}(t)}{\lambda_{\max}(P)},$$

since $V(\zeta(t)) > 0$ for all $\zeta(t) \in \mathbb{R}^{nN} \setminus \{0\}$. Integrating over $[t_*, t)$, for $t_* \leq t \leq t_0 + T$, we have

$$\int_{t_*}^t \frac{\dot{V}(\zeta(\tau))}{V(\zeta(\tau))} d\tau \leq \int_{t_*}^t -\frac{\epsilon_1 \mu^{1+m}(\tau)}{\lambda_{\max}(P)} d\tau = -\frac{\epsilon_1 T [\mu^m(t) - \mu_*^m]}{m \lambda_{\max}(P)},$$

where we used the fact that

$$\frac{d}{d\tau} \mu^m(\tau) = \frac{m}{T} \mu^{1+m}(\tau), \quad \mu^m(t_*) = \mu_*^m.$$

Thus, we have

$$\int_{t_*}^t \frac{\dot{V}(\zeta(\tau))}{V(\zeta(\tau))} d\tau = \ln \left(\frac{V(\zeta(t))}{V(\zeta(t_*))} \right) \leq -\frac{\epsilon_1 T [\mu^m(t) - \mu_*^m]}{m \lambda_{\max}(P)}$$

implying

$$V(\zeta(t)) \leq V(\zeta(t_*)) \exp \left(-\frac{\epsilon_1 T [\mu^m(t) - \mu_*^m]}{m \lambda_{\max}(P)} \right).$$

Using $\lambda_{\min}(P)\|\zeta(t)\|^2 \leq V(\zeta(t)) \leq \lambda_{\max}(P)\|\zeta(t)\|^2$, we obtain

$$\|\zeta(t)\| \leq \sqrt{\frac{V(\zeta(t_*))}{\lambda_{\min}(P)}} \exp\left(-\frac{\epsilon_1 T[\mu^m(t) - \mu_*^m]}{2m\lambda_{\max}(P)}\right).$$

Finally, since $V(\zeta(t_*)) \leq \lambda_{\max}(P)\|\zeta(t_*)\|^2$, we arrive at

$$\|\zeta(t)\| \leq \sqrt{\frac{\lambda_{\max}(P)}{\lambda_{\min}(P)}} \|\zeta(t_*)\| \exp\left(-\frac{\epsilon_1 T[\mu^m(t) - \mu_*^m]}{2m\lambda_{\max}(P)}\right).$$

The right-hand side has the \mathcal{KL} function form

$$\beta(r, s(t)) = \Omega r \exp(-\alpha s(t)),$$

where $r = \|\zeta(t_*)\|$, $s = \mu^m(t) - \mu_*^m$, $\Omega = \sqrt{\frac{\lambda_{\max}(P)}{\lambda_{\min}(P)}}$, and $\alpha = \frac{\epsilon_1 T}{2m\lambda_{\max}(P)}$. Therefore, for each fixed $s(t)$, the function $\beta(r, s(t))$ is strictly increasing in r with $\beta(0, s(t)) = 0$, and for each fixed r , $\beta(r, s(t)) \rightarrow 0$ because $s(t) \rightarrow \infty$ and $\exp(-\alpha s(t)) \rightarrow 0$ as $t \rightarrow t_0 + T$. Hence, β qualifies as a class \mathcal{KL} function, which by Definition 1 implies that the system for (12) is FT-GUAS on $[t_*, t_0 + T)$. Moreover, because the transformation from $\zeta(t)$ to $\epsilon(t)$ is linear, invertible, and continuous on $[t_*, t_0 + T)$, FT-GUAS of (12) implies (9) is FT-GUAS on $[t_*, t_0 + T)$. (Q.E.D)

VI. NUMERICAL SIMULATIONS

To demonstrate the performance of the distributed observer, we consider the numerical example from [10]. We have a four-agent system of the form (2) with $N = 4$, $n_1 = 2$, $n_2 = 1$, $n_3 = 2$, $n_4 = 1$, defined by

$$\begin{aligned} \dot{x}_{11}(t) &= x_{12}(t) \\ \dot{x}_{12}(t) &= -x_{11}(t) + x_{12}(t)(1 - x_{11}^2(t)) \\ \dot{x}_{21}(t) &= -x_{21}(t) - \cos(x_{11}(t)) \\ \dot{x}_{31}(t) &= x_{32}(t) \\ \dot{x}_{32}(t) &= -2x_{31}(t) + \sin(x_{12}(t)) + x_{21}(t) \\ \dot{x}_{41}(t) &= -\frac{x_{41}(t)}{1 + x_{41}^2(t)} + x_{31}(t) \\ y^1(t) &= x_{11}(t) \quad y^2(t) = x_{21}(t) \\ y^3(t) &= x_{31}(t) \quad y^4(t) = x_{41}(t). \end{aligned} \quad (16)$$

As illustrated in Fig. 1, the agents communicate over a strongly connected directed graph (Fig. 2). The adjacency and Laplacian matrices of this graph are given by

$$A = \begin{bmatrix} 0 & 1 & 0 & 1 \\ 0 & 0 & 1 & 0 \\ 1 & 1 & 0 & 0 \\ 1 & 0 & 0 & 0 \end{bmatrix}, \quad \mathcal{L} = \begin{bmatrix} 2 & -1 & 0 & -1 \\ 0 & 1 & -1 & 0 \\ -1 & -1 & 2 & 0 \\ -1 & 0 & 0 & 1 \end{bmatrix}.$$

The normalized positive left eigenvector of the Laplacian matrix (see Fact 2) is computed to be $r = [0.8 \quad 1.6 \quad 0.8 \quad 0.8]$.

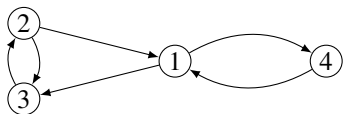


Fig. 2: Directed graph for the example.

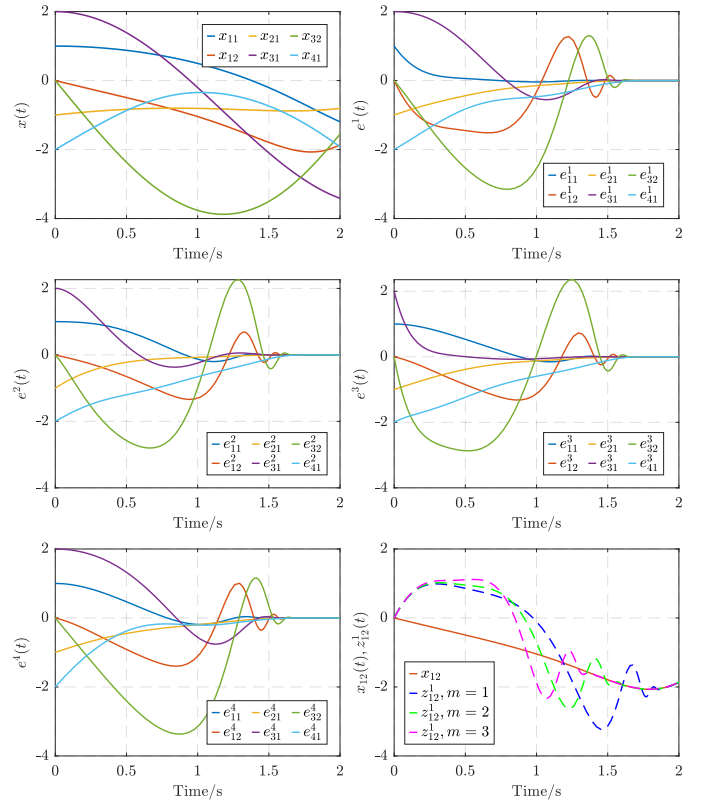


Fig. 3: From top left to bottom right: the observed system, the errors of local observers, the estimates $z_{12}^1(t)$ for various m .

The system described by (16) is not globally Lipschitz over \mathbb{R}^n . However, (16) is smooth and its trajectories are bounded inside a compact set $\mathcal{X} \subset \mathbb{R}^n$, i.e., it is forward complete within \mathcal{X} . Therefore, the Lipschitz condition is satisfied over the system's state space \mathcal{X} and our approach is valid for this example. The Lipschitz constant of the first subsystem is computed as $\gamma_1 \approx 6$ over $t \in [0, 2]$. The remaining subsystems are globally Lipschitz, with $\gamma_2 = \gamma_4 = \sqrt{2}$, and $\gamma_3 = \sqrt{6}$. Therefore, from (13), we get $k_f \approx 26.2$.

For the distributed observer, we set the prescribed convergence time $T = 2$ and convergence parameter $m = 2$. For $t_0 = 0$ and $t_* = 1.98$, we obtain $\mu_* = 100$ from (7). We find a feasible solution for the LMIs (14) using YALMIP with $\epsilon_1 = 0.0045$, $\epsilon_2 = 0.3694$, $\epsilon_3 = 1.0046$, and the local observer gains (15) given by

$$\begin{aligned} L^1 &= [5.8117 \quad 7.7697 \quad 0 \quad 0 \quad 0 \quad 0]^\top \\ L^2 &= [0 \quad 0 \quad 1.3578 \quad 0 \quad 0 \quad 0]^\top \\ L^3 &= [0 \quad 0 \quad 0 \quad 8.7002 \quad 9.3939 \quad 0]^\top \\ L^4 &= [0 \quad 0 \quad 0 \quad 0 \quad 0 \quad 1.1797]^\top. \end{aligned}$$

In the simulation, the initial state of the observed system is set as $x(t_0) = [1 \quad 0 \quad -1 \quad 0 \quad -2]^\top$ and all $z(t_0) \in \mathbb{R}^{nN}$ are taken to be zero.

All simulations are done with ode15s and the results are illustrated in Fig. 3. The first plot presents the trajectories of the observed system. The next four plots display the trajectories of the local observer errors. It can be seen that

the errors converge to zero for the prescribed time $T = 2$. Finally, the last plot demonstrates convergence of the observer estimate $z_{12}^1(t)$ for different m values for the unmeasured state $x_{12}(t)$. As m increases, the estimate converges faster.

VII. CONCLUSION

We presented a distributed prescribed-time observer design for nonlinear systems in block-triangular observable canonical form. We assumed that the observers communicated with their neighbors over a strongly connected graph, enabling state estimation despite limited local measurements. Each observer utilized a weighted average of neighbor estimates and implemented time-varying local output injection gains that approached infinity as the prescribed convergence time was reached. We provided a design criterion so that proposed distributed observers achieve prescribed-time convergence of estimation errors to zero, regardless of initial conditions. Numerical simulations validated the theoretical results and demonstrated the practical effectiveness of the approach in achieving user-specified convergence times for distributed state estimation.

APPENDIX

A. Proof of Lemma 1

Note that

$$\begin{aligned} \Delta\Phi(t) &= \text{col}(\Delta\varphi^1(t), \dots, \Delta\varphi^N(t)) \\ &= \text{col}(\varphi(x) - \varphi(x - \Gamma\zeta^1), \dots, \varphi(x) - \varphi(x - \Gamma\zeta^N)). \end{aligned}$$

Using [22, Lemma 1] and [23, Eq. (23)], we have

$$\|\Gamma_i^{-1}(t)B_i\Delta\varphi_i^j(t)\| \leq n_i\gamma_i\|\zeta_i^j(t)\|, \quad (17)$$

where

$$\Delta\varphi_i^j(t) := \varphi_i(\bar{x}_i(t)) - \varphi_i(\bar{x}_i(t) - \bar{\Gamma}_i(t)\bar{\zeta}_i^j(t))$$

with $\bar{\Gamma}_i(t) = \text{diag}(\Gamma_1(t), \dots, \Gamma_i(t))$, $\bar{x}_i(t)$ defined in Assumption 1, and $\bar{\zeta}_i^j(t) = \text{col}(\zeta_1^j(t), \dots, \zeta_i^j(t))$. We have

$$\bar{\Gamma}^{-1}(t)\bar{B}\Delta\Phi(t) = \text{col}(v_1(t), \dots, v_N(t)),$$

where

$$v_j(t) = \text{col}\left(\frac{B_1\Delta\varphi_1^j(t)}{\mu^{n_1(1+m)}(t)}, \dots, \frac{B_N\Delta\varphi_N^j(t)}{\mu^{n_N(1+m)}(t)}\right).$$

Using (17), it follows that

$$\begin{aligned} \|\bar{\Gamma}^{-1}(t)\bar{B}\Delta\Phi(t)\| &= \sqrt{\sum_{j=1}^N \|v_j(t)\|^2} \\ &= \sqrt{\sum_{j=1}^N \sum_{i=1}^N \|\Gamma_i^{-1}(t)B_i\Delta\varphi_i^j(t)\|^2} \\ &\leq \sqrt{\sum_{j=1}^N \sum_{i=1}^N (n_i\gamma_i)^2 \|\zeta_i^j(t)\|^2} \\ &\leq \sqrt{N \sum_{i=1}^N (n_i\gamma_i)^2} \cdot \|\zeta(t)\|. \end{aligned}$$

Thus, the upper bound (13) is independent of $\mu(t)$.

REFERENCES

- [1] A. Tajer, S. Kar, and H. V. Poor, "Distributed state estimation: A learning-based framework," in *Smart Grid Communications and Networking*. Cambridge University Press, 2010, pp. 191–202.
- [2] R. Olfati-Saber, "Distributed Kalman filtering for sensor networks," in *Proc. 46th IEEE Conference on Decision and Control*, New Orleans, LA, USA, 2007, pp. 5492–5498.
- [3] U. A. Khan and J. M. Moura, "Distributing the Kalman filter for large-scale systems," *IEEE Transactions on Signal Processing*, vol. 56, no. 10, pp. 4919–4935, 2008.
- [4] T. Kim, H. Shim, and D. D. Cho, "Distributed Luenberger observer design," in *Proc. 55th IEEE Conference on Decision and Control*, Las Vegas, NV, USA, 2016, pp. 6928–6933.
- [5] S. Park and N. C. Martins, "Design of distributed LTI observers for state omniscience," *IEEE Transactions on Automatic Control*, vol. 62, no. 2, pp. 561–576, 2017.
- [6] L. Wang and A. Morse, "A distributed observer for a time-invariant linear system," *IEEE Transactions on Automatic Control*, vol. 63, no. 7, pp. 2123–2130, 2018.
- [7] W. Han, H. Trentelman, Z. Wang, and Y. Shen, "A simple approach to distributed observer design for linear systems," *IEEE Transactions on Automatic Control*, vol. 64, no. 1, pp. 329–336, 2019.
- [8] H. Silm, D. Efimov, W. Michiels, R. Ushirobira, and J.-P. Richard, "A simple finite-time distributed observer design for linear time-invariant systems," *Systems & Control Letters*, vol. 141, 2020.
- [9] S. Battilotti and M. Mekhail, "Distributed estimation for nonlinear systems," *Automatica*, vol. 107, pp. 562–573, 2019.
- [10] Y. Wu, A. Isidori, and R. Lu, "On the design of distributed observers for nonlinear systems," *IEEE Transactions on Automatic Control*, vol. 67, no. 7, pp. 3229–3242, 2022.
- [11] J. Holloway and M. Krstic, "Prescribed-time observers for linear systems in observer canonical form," *IEEE Transactions on Automatic Control*, vol. 64, no. 9, pp. 3905–3912, 2019.
- [12] L. Chang, Q.-L. Han, X. Ge, C. Zhang, and X. Zhang, "On designing distributed prescribed finite-time observers for strict-feedback nonlinear systems," *IEEE Transactions on Cybernetics*, vol. 51, no. 9, pp. 4695–4706, 2021.
- [13] B. Ning and Q.-L. Han, "Prescribed finite-time consensus tracking for multiagent systems with nonholonomic chained-form dynamics," *IEEE Transactions on Automatic Control*, vol. 64, no. 4, pp. 1686–1693, 2019.
- [14] A. Adil, I. N'Doye, and T.-M. Laleg-Kirati, "Prescribed-time observer design for nonlinear triangular systems with delayed measurements," *IEEE Transactions on Automatic Control*, vol. 69, no. 11, pp. 8080–8087, 2024.
- [15] J.-P. Gauthier and I. Kupka, *Deterministic Observation Theory and Applications*. Cambridge University Press, 2001.
- [16] H. Shim, Y. I. Son, and J. H. Seo, "Semi-global observer for multi-output nonlinear systems," *Systems & Control Letters*, vol. 42, no. 3, pp. 233–244, 2001.
- [17] H. Hammouri, G. Bornard, and K. Busawon, "High gain observer for structured multi-output nonlinear systems," *IEEE Transactions on Automatic Control*, vol. 55, no. 4, pp. 987–992, 2010.
- [18] W. Yu, G. Chen, M. Cao, and J. Kurths, "Second-order consensus for multiagent systems with directed topologies and nonlinear dynamics," *IEEE Transactions on Systems, Man, and Cybernetics, Part B*, vol. 40, no. 3, pp. 881–891, 2010.
- [19] R. Olfati-Saber and R. Murray, "Consensus problems in networks of agents with switching topology and time-delays," *IEEE Transactions on Automatic Control*, vol. 49, no. 9, pp. 1520–1533, 2004.
- [20] W. Ren and R. Beard, "Consensus seeking in multiagent systems under dynamically changing interaction topologies," *IEEE Transactions on Automatic Control*, vol. 50, no. 5, pp. 655–661, 2005.
- [21] V. Ugrinovskii, "Conditions for detectability in distributed consensus-based observer networks," *IEEE Transactions on Automatic Control*, vol. 58, no. 10, pp. 2659–2664, 2013.
- [22] A. Alessandri and A. Rossi, "Time-varying increasing-gain observers for nonlinear systems," *Automatica*, vol. 49, no. 9, pp. 2845–2852, 2013.
- [23] A. Zemouche, F. Zhang, F. Mazenc, and R. Rajamani, "High-gain nonlinear observer with lower tuning parameter," *IEEE Transactions on Automatic Control*, vol. 64, no. 8, pp. 3194–3209, 2019.