

# FedMobileAgent: Training Mobile Agents Using Decentralized Self-Sourced Data from Diverse Users

Wenhao Wang<sup>1,3,4</sup>, Zijie Yu<sup>2,4</sup>, William Liu<sup>1</sup>, Rui Ye<sup>2,4</sup>, Tian Jin<sup>4</sup>  
Siheng Chen<sup>2,3,4\*</sup>, Yanfeng Wang<sup>2,3\*</sup>,

<sup>1</sup>Zhejiang University, <sup>2</sup>Shanghai Jiao Tong University,

<sup>3</sup>Shanghai AI Laboratory,

<sup>4</sup>Multi-Agent Governance & Intelligence Crew (MAGIC)

## Abstract

The advancement of mobile agents has opened new opportunities for automating tasks on mobile devices. Training these agents requires large-scale high-quality data, which is costly using human labor. Given the vast number of mobile phone users worldwide, if automated data collection from them is feasible, the resulting data volume and the subsequently trained mobile agents could reach unprecedented levels. Nevertheless, two major challenges arise: (1) extracting high-level and low-level user instructions without involving human and (2) utilizing distributed data from diverse users while preserving privacy. To tackle these challenges, we propose FedMobileAgent, a collaborative framework that trains mobile agents using self-sourced data from diverse users. Specifically, it includes two techniques. First, we propose Auto-Annotation, which enables the automatic collection of high-quality datasets during users' routine phone usage with minimal cost. Second, we introduce adapted aggregation to improve federated training of mobile agents on non-IID user data, by incorporating both episode- and step-level distributions. In distributed settings, FedMobileAgent achieves performance comparable to centralized human-annotated models at less than 0.02% of the cost, highlighting its potential for real-world applications.

## 1 Introduction

Mobile agents (Bai et al., 2024; Wang et al., 2024b) have experienced significant advancements, propelled by recent progress in Vision-Language Models (VLMs). Mobile agents, which are designed to simulate human mobile phone usage behavior, can automate complex tasks on mobile phones, saving tremendous human labor and change everyday

lives. Compared to non-agent solutions, mobile agents offer significantly better adaptability and generalizability, enabling them to effectively handle various mobile environments and operation scenarios (Zhang et al., 2023).

The training of mobile agents heavily depends on large-scale, high-quality datasets (Chai et al., 2024; Song et al., 2024; Lu et al., 2024a). To build such datasets, existing approaches rely on centralized data collection followed by human annotation, resulting in high costs and limited scalability. To achieve large-scale data acquisition more efficiently, a paradigm shift from **centralized** to **distributed** data collection is necessary, enabling diverse users to participate in data contribution. Additionally, replacing **human** annotation with **automatic** annotation is crucial for efficiently processing the vast amount of collected data, allowing direct data sourcing from real user interactions.

In this work, we aim to automatically construct high-quality datasets from diverse users' routine phone usage in a decentralized manner. However, two technical challenges remain:

1. Although the users' phone usage provides real-world screenshots and actions, it is difficult to extract the real intentions behind the actions in natural language;
2. Data collected from a single user is both limited in scale and privacy-sensitive. The challenge lies in how to utilize distributed data from diverse users to boost performance while protecting privacy.

To tackle these challenges, we propose **Fed-MobileAgent**, a collaborative learning framework that trains mobile agents using automatically collected user data from daily phone interactions while preserving users' privacy. Specifically, FedMobileAgent involves two novel techniques.

First, we propose **Auto-Annotation**, an automated method for data collection and annotation that leverages locally deployed VLMs to annotate

\*Corresponding author.

task instructions. The key technical innovation lies in combining step-wise low-level instruction breakdowns with episode-wise summarization, allowing even small local VLMs to better understand the user’s intent. The step-wise description decomposes complex user instructions into simpler steps, enabling the VLM to comprehend and extract information more accurately. Meanwhile, the episode-wise summarization provides a global perspective on the entire task, generating a more comprehensive caption of the user’s ultimate instruction. Compared with human annotation, Auto-Annotation can generate data of comparable quality with minimal cost requirement.

Second, to effectively utilize decentralized data from diverse users, we pioneer the integration of Federated Learning (FL) (Kairouz et al., 2021) to enable collaborative training of mobile agents, while ensuring rigorous user privacy protection. We further propose a novel aggregation method, termed **adapted global aggregation**, which integrates both episode- and step-level distributions to handle the two-level heterogeneity in diverse users’ data, overcoming the limitations of traditional one-level aggregation methods (Karimireddy et al., 2021). Adapted aggregation adjusts the global aggregation weights using a weighted sum of episode and step counts for each client, thereby enhancing the performance of mobile agents trained in non-IID scenarios.

Extensive experiments on Android Control and Android in the Wild (Li et al., 2024a; Rawles et al., 2023) datasets demonstrate that: (1) In FedMobileAgent, each participating user can obtain a mobile agent with strong performance at less than 0.01% of the original cost, (2) Auto-Annotation surpasses human-annotated data in performance while reducing annotation costs by 99%. (3) Adapted aggregation achieves a 5% relative improvement over FedAvg in non-IID scenarios. These promising results highlight the immense potential of our methods for real-world applications. To summarize, our contributions are as follows:

1. We formulate the problem of self-sourced data collection from distributed mobile phone users and propose Auto-Annotation, an automatic data collection method, which achieves data quality comparable to human-annotated data at a significantly lower cost.
2. We introduce FedMobileAgent, a collaborate

Our code is publicly available at: <https://anonymous.4open.science/r/FedMobileAgent-2816>.

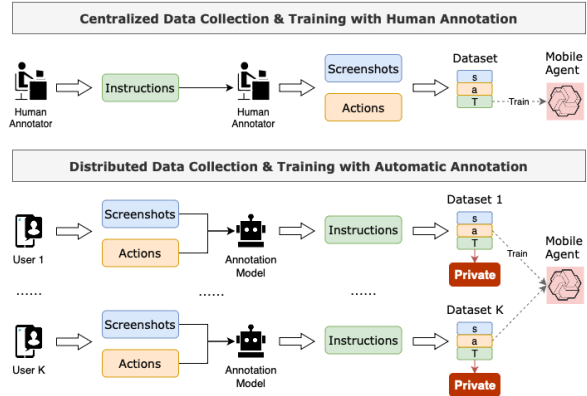


Figure 1: Illustration of traditional centralized data collection with human annotation versus our automatic distributed approach.

learning framework for training mobile agents on distributed user data. By incorporating an adapted aggregation method, we achieve superior performance when confronted with new heterogeneity.

3. We conduct extensive experiments, and the promising results demonstrate that our approach has substantial potential for real-world applications.

## 2 Formulating Mobile Agents Trained on Distributed Auto-Annotated User Data

### 2.1 Preliminaries

**Data Composition.** The mobile agent, powered by a VLM, simulates human users and completes tasks in a step-wise process. To train the core VLM, one data episode, denoted as  $\mathcal{D}$ , comprises multiple steps, each serving as a basic training unit. A step consists of three components: a task instruction  $\mathcal{T}$ , a screenshot, and a corresponding action. The data episode is defined as:  $\mathcal{D} = \{\langle \mathcal{T}, a_i, s_i \rangle \mid i \in [1, n]\}$ , where  $\langle \mathcal{T}, a_i, s_i \rangle$  represents the  $i$ -th step, with  $a_i$  and  $s_i$  denoting the action and screenshot respectively.

**Traditional Approach.** As automating mobile phones is challenging, the training data for mobile agents places a strong emphasis on accuracy, which, at present, are all annotated by humans. Therefore, to obtain the three components of training data, traditional methods (Li et al., 2024a,b) rely on (1) human-annotated task instructions, followed by (2) centralized data collection and training.

As illustrated in Figure 1, traditional methods employ human outsourcing to generate human-annotated instructions using predefined rules or heuristics to enhance quality and diversity. These instructions are then executed in a centralized man-

ner to collect corresponding screenshots and actions. To ensure accuracy, each task is carried out step by step by human annotators, incurring substantial costs.

## 2.2 Primary Problem

To address the high cost associated with traditional approach, we propose a new problem for promoting mobile agents, that is: **How to harness distributed high-quality training data from diverse users without human annotation?**

As shown in Figure 1, we further decompose our primary problem into two subordinate problems: (1) How to automatically collect data from individual users, while eliminating the need for expensive human annotation. (2) How to utilize distributed data from diverse users and optimize the mobile agent, while adhering to users’ privacy constraints.

## 2.3 Automatic Data Annotation on User Side

During phone interactions, users spontaneously generate screenshots and actions, which are assumed to be easily collectible. However, users do not receive explicit natural language instructions and only act based on their underlying intentions, making task annotation challenging. Since users are generally reluctant to articulate their intentions and such intentions are non-trivial to infer, the first subordinate problem is how to automatically derive user intentions without human intervention, thereby constructing the training dataset. The objective is to learn a function  $f(*)$  that predicts user intention  $\mathcal{T}^*$ , an approximation of task instruction  $\mathcal{T}$ , based on  $n$  steps of actions and screenshots  $\langle a_i, s_i \rangle$ :

$$\mathcal{T}^* = f(\{\langle a_i, s_i \rangle\}_{i=1}^n). \quad (1)$$

## 2.4 Distributed Training of Mobile Agents

The daily phone usage of an individual generates a limited dataset, constraining the performance of a mobile agent trained solely on it. Fortunately, with millions of users worldwide, there is immense potential to collaboratively train a mobile agent using their combined data, enabling virtually unlimited scalability. Nevertheless, directly sharing user data poses significant privacy risks, necessitating its use in a distributed manner. Therefore the second subordinate problem is to leverage distributed data collected from diverse users and optimize the performance of collaboratively trained mobile agents, particularly in non-IID scenarios.

**New Heterogeneity Introduced.** Conventional distributed learning models the distribution of individual steps while overlooking repetitive patterns

within the same episode. However, the actual distribution exists at two levels: among steps within an episode and among episodes within the dataset, which we define as the two-level distribution.

Specifically, let the dataset for user  $u_k$  contain  $n_k^{epi}$  episodes. The  $j$ -th episode, where  $j \in [1, n_k^{epi}]$ , consists of  $n_k^j$  steps under a fixed task instruction  $T_k^j$ . Since  $T_k^j$  remains constant within an episode, its distribution simplifies to  $P_{SA}^{(j,k)}$ . We define  $P_T^{(k)}$  as the marginal distribution of  $T_k^j$ .  $\mathcal{T}$ ,  $\mathcal{S}$ , and  $\mathcal{A}$  represent task, screenshot, and action spaces, respectively. The two-level distribution  $P_{\mathcal{T} \times \mathcal{S} \times \mathcal{A}}^{(k)}$  is then given by:

$$P_{\mathcal{T} \times \mathcal{S} \times \mathcal{A}}^{(k)} = \sum_j P_{SA}^{(j,k)} \cdot P_T^{(k)}(T_k^j), \quad (2)$$

We empirically observe that this two-level distribution gives rise to new heterogeneity issues that need to be addressed.

# 3 Methodology

## 3.1 System Overview

The proposed FedMobileAgent is a collaborative learning framework for training mobile agents that automatically collects individual user data and achieves effective utilization of distributed data from diverse users. It mainly involve two procedures: Auto-Annotation and federated training with adapted global aggregation.

First, as shown on the left of Figure 2, to reduce the high cost produced by human annotation, we propose **Auto-Annotation** to automatically build dataset on each participating user. We utilize screenshots and actions from distributed users’ daily phone usage, eliminating the need for traditional centralized human execution. As the actual user instruction is unknown, we then employ a locally deployed VLM to automatically derive user instructions, thereby reducing the annotation cost. Inspired by human reasoning process, we decompose the entire task into multiple steps, allowing the VLM to better interpret user intention.

Second, depicted in the right part of Figure 2, users with auto-annotated data collaborate via federated learning to jointly train the target mobile agent with enhanced capabilities. In FedMobileAgent, we leverage federated learning as it achieves effective collaboration while ensuring privacy protection. Moreover, as federated mobile agents encounter new heterogeneity, we introduce

an **adapted aggregation method** that improves traditional approaches by considering both episode- and step-level distributions for each user.

### 3.2 Auto-Annotation: Automatic Mobile Data Collection from Daily Phone Usage

Auto-Annotation functions by automatically building datasets from users' phone usage. To annotate user instructions, the idea is to employ a local VLM to interpret user intentions step by step. Auto-Annotation is composed of two procedures: (1) During or after a user's daily phone usage, it incrementally generates low-level instructions, step by step. (2) These low-level instructions are then consolidated into a high-level instruction for the entire episode. Note: A low-level instruction is a specific, atomic directive that corresponds to an individual step in the task, whereas a high-level instruction represents the overall task objective.

**Step-Wise Instruction Description.** We aim to annotate low-level instructions through step-wise description, a novel technique that decomposes complex user tasks into multiple steps. At each step, a local VLM is designed to automatically generate a low-level instruction in consideration of the current screenshot and converted action. This procedure enables the VLM to better interpret each step, leading to more accurate instructions.

As indicated by previous works (Zheng et al., 2024), some VLMs, such as GPT-4V (202, 2023), are unable to effectively identify the location of operations. Therefore, to make the original action interpretable to the VLM, also referred to as annotation model, we propose using a rule-based technique instead of using models Wang et al. (2024a) to transform the action (e.g., click  $x, y$ ) into a natural language sentence. Specifically, for click actions, we align the exact point of click with a specific unit in the interface, based on XML files. If the unit contains text or a function call, we use the corresponding text or function name to formulate the action description. For other actions, such as navigate\_home or wait, we slightly adjust the phrasing to improve clarity and comprehension. After this conversion, we obtain the converted action  $A_i$ .

We subsequently employ the annotation model  $\mathcal{M}_a$ , which we refer to as the "Descriptor", to generate low-level instructions. At each step  $i$ , the Descriptor is prompted to describe the user's intention, which serves as an approximation of the actual low-level instruction  $\mathcal{T}_i^{\text{low}}$ , based on the current

screenshot  $s_i$  and the associate converted action  $A_i$ :

$$\text{Descriptor} : \langle s_i, A_i \rangle \xrightarrow{\mathcal{M}_a} \mathcal{T}_i^{\text{low}} . \quad (3)$$

This step-wise process ensures that the information is more finely processed, allowing  $\mathcal{M}_a$  to provide a more accurate description of each step. As a result, the VLM can later perform improved summarization. Details of our prompt templates can be found in Appendix D.3.

#### Episode-Wise Intention Summarization.

Episode-wise intention summarization generates high-level instructions by summarizing the low-level instructions from all steps. The novelty is providing global context enriched with step-wise details, enabling the annotation model to effectively extract the user intention.

To provide global visual context for the annotation model  $\mathcal{M}_a$ , referred to as "Summarizer" in this step, we first concatenate all relevant screenshots into a single image  $s_c$ , arranged in chronological order. Note that this approach (1) allows Summarizer to develop a comprehensive understanding of the entire task sequence, and (2) eliminates the need for multiple inferences by performing inference only once.

Finally, we compile the concatenated screenshot  $s_c$  and the list of low-level instructions  $\{\mathcal{T}_i^{\text{low}}\}_{i=1}^n$  into a single prompt and feed it into  $\mathcal{M}_a$  to summarize the user's overall intention  $\mathcal{T}^{\text{high}}$ :

$$\text{Summarizer} : \langle s_c, \{\mathcal{T}_i^{\text{low}}\}_{i=1}^n \rangle \xrightarrow{\mathcal{M}_a} \mathcal{T}^{\text{high}} . \quad (4)$$

As users do not provide explicit instructions,  $\mathcal{T}^{\text{high}}$  serves as the high-level instruction, simulating what the user would convey if asking an agent to perform the same task.

Combined with step-wise description, episode-wise summarization produces high-quality instructions comparable to human annotation, all while exclusively using locally deployed VLMs, thereby substantially reducing cost.

### 3.3 Federated Training of Mobile Agents on Distributed User Data with Adapted Global Aggregation

Due to limited resources and phone usage time, the self-sourced data from a single user is restricted in scale, which in turn hinders the performance of locally trained mobile agents. To overcome this limitation, we introduce a novel collaborative framework within FedMobileAgent, that leverages federated learning to facilitate training on distributed

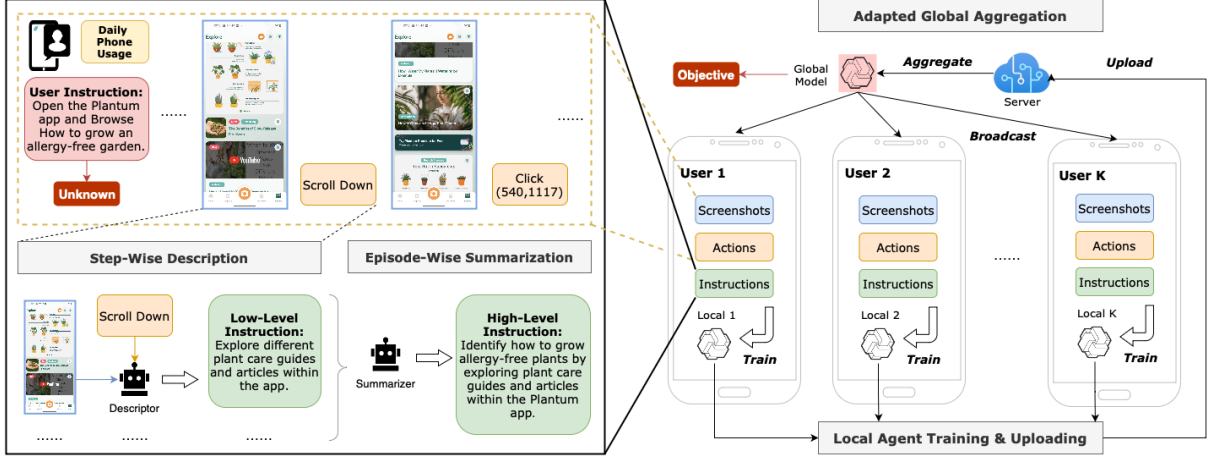


Figure 2: System overview of FedMobileAgent. During individual users’ daily phone usage, Auto-Annotation automatically constructs training data through step-wise descriptions and episode-wide summarization. Each participating user then locally trains a agent and uploads it to the server. By applying adapted global aggregation, we obtain the target global mobile agent with enhanced capabilities.

data from diverse users. Our key innovation is the introduction of an adapted aggregation method, designed to address the heterogeneity discussed in Section 2.4.

We consider a setup with  $K$  clients (users) and a central server, where all clients communicate with the server to collaboratively train a mobile agent without directly sharing private data. Let  $\mathcal{D}_k$  denote the private dataset for client  $u_k$ , which is automatically constructed using Auto-Annotation.

**Local Agent Training.** For each communication round  $l$ , the server broadcasts the global model  $\mathcal{M}^{(l)}$  to each available client  $u_k \in \mathcal{S}^l$ , where  $\mathcal{S}^l$  denotes the set of all participating clients at round  $l$ . Then, each client  $u_k$  uses the global model to initialize its local model as:  $\mathcal{M}_k^{(l,r+1)} := \mathcal{M}^{(l)}$ , where  $\mathcal{M}_k^{(l,0)}$  denotes the local model at the  $l$ -th round and 0-th training iteration. Starting from the initial local model  $\mathcal{M}_k^{(l,0)}$ , client  $u_k$  conducts multiple iterations of stochastic gradient descent (SGD) updates on its local dataset  $\mathcal{D}_k$ . At each iteration  $r$ , with learning rate  $\eta$ , the local model is updated as follows:

$$\mathcal{M}_k^{(l,r+1)} = \mathcal{M}_k^{(l,r)} - \eta \nabla \ell(\mathcal{M}_k^{(l,\tau_k)}; \mathcal{T}, s, a), \quad (5)$$

where  $\ell(\mathcal{M}_k^{(l,\tau_k)}; t, s, a)$  represents the computed loss based on a data sample  $\langle \mathcal{T}, s, a \rangle$ . After  $\tau_k$  iterations, the final local model is denoted as  $\mathcal{M}_k^{(l,\tau_k)}$ . When the local training finishes, each user  $u_k$  uploads  $\mathcal{M}_k^{(l,\tau_k)}$  to the server, completing the local training of FedMobileAgent.

**Adapted Global Aggregation.** In this step, the server updates global model by aggregating local

models, which is subsequently broadcast to available clients for the next round. Our innovation lies in adapting the aggregation strategy to accommodate the two-level structure of datasets used for training mobile agents, encompassing both step-level variations and episode-level distributions.

Traditional FL methods, such as FedAvg and FedProx (Li et al., 2020), use the sample number of client as the aggregation weight. This insight has been proven successful over the past several years (Li et al., 2019, 2023). However, previous aggregation methods (Hsu et al., 2019; Reddi et al., 2020), which perform well on tasks such as image classification, overlook the two-level distribution discussed in Section 2.4. They treat all samples equally, regardless of whether they come from the same episode or not. This strategy fails in the case of heterogeneity.

For instance, consider two clients, each having 100 data samples (steps). One client’s data contains 25 short, intensive episodes, while the other has 5 long episodes with repeated steps. The model trained on the first client’s data is expected to behave better due to exposure to a more diverse set of tasks. Yet, in traditional FL, these models are merged equally, ignoring the critical performance distinction.

To address this limitation, we propose a novel aggregation technique adapting to the new scenario in FedMobileAgent. Within federated training of mobile agents, the data samples can be measured by both step count  $n_k$  and episode count  $n_k^{epi}$ .  $n_k^{epi}$  is as well as, or even more important as it indicates how many tasks the agent has learned on. As  $n_k^{epi}$

and  $n_k$  are measured in different scales, we empirically set a hyper-parameter  $\lambda$  to align them, which is calculated around the average step length of all episodes. Then we redefine the sample count as  $n_k^*$  and reformulate the aggregation weight based on our adapted sample count  $n_k^*$ ; that is:

$$n_k^* := \lambda n_k^{epi} + n_k, \quad \omega_k = \frac{n_k^*}{\sum_{k \in \mathcal{S}^l} n_k^*}, \quad (6)$$

where  $\omega_k$  denotes the weight for client  $u_k$  and  $\mathcal{S}^l$  is the sampled participating clients. This design smoothly improves upon traditional aggregation and inherits its convergence property. When  $\lambda = 0$ , it degrades to normal aggregation. Finally, the global model  $\mathcal{M}^{(l)}$  is adaptively aggregated as:

$$\mathcal{M}^{(l+1)} := \sum_{k \in \mathcal{S}^l} \omega_k \mathcal{M}_k^{(l)}. \quad (7)$$

The adapted aggregation in FedMobileAgent balances both episode and step counts, achieving a better utilization of decentralized data from heterogeneous users.

## 4 Experiments

We conduct extensive experiments to evaluate FedMobileAgent and our results demonstrate its effectiveness. More experimental results are attached in Appendix A.

### 4.1 Basic Setups

**Models and Datasets.** The base model for most of our experiments is Qwen2-VL-Instruct-7B (Wang et al., 2024c) (referred to as Qwen2-VL-7B for simplicity in our tables). We also compare results with models from the InternVL2 family (Chen et al., 2024) and API-based models, such as GPT-4o, as discussed in Section 4.4 and Appendix A.6.

As user data is both costly to collect and sensitive to reveal, we do not collect actual user data by ourselves. Instead, we utilize two popular datasets from Google : Android Control (Li et al., 2024a) and Android in the Wild (AitW) (Rawles et al., 2023). These datasets are collected by crowdsourcing and serve well as a simulation of real-world mobile data.

**Training Framework.** We build upon the highly-starred VLM training framework, ms-swift (Zhao et al., 2024), and extend it into a repository capable of training federated VLMs. Our extension follows the implementation of current federated training

framework for Large Language Models (LLMs) (Ye et al., 2024). We apply Low-Rank Adaptation (LoRA) (Hu et al., 2021) to improve efficiency.

**Baselines.** We define two baselines: Zero-Shot, as the lower bound, and Human-Annotation, as the upper bound. Our methods are referred to as Auto-Annotation. Zero-Shot directly infers the base model without training. Human-Annotation uses the original instructions from the datasets, while our methods generate new high-level and low-level instructions based on the given screenshots and actions. For training algorithms, we consider three commonly used baselines in FL research: centralized training, FedAvg (McMahan et al., 2017), and local training. Standard FedAvg computes aggregation weights based on step counts, while Epi-Aggregation relies solely on episode counts.

**Metrics.** To evaluate the performance of trained mobile agents, following Li et al. (2024a), we provide both step-wise and episode-wise accuracy (%) for high-level and low-level training. Step-wise accuracy is calculated by comparing the predicted action for current step with the ground truth action. If the TF-IDF similarity between the predicted and the ground truth action exceeds 0.9, we consider the model’s prediction to be accurate. When all steps in an episode are predicted correctly, this episode is considered correct, thereby yielding the episode-wise accuracy.

We also compare the annotation costs between our methods and the baselines. The cost of a single human-annotated sample is derived from a Refuel-AI technical report . We use multiple RTX 4090 GPUs, each costing approximately \$0.2857 per hour. The costs for our methods are estimated by calculating the average GPU usage during generation as:

$$\text{Anno. Cost} = \left( \frac{\text{Price}}{3600} \right) \times \text{Time} \times \frac{\text{Memory}_{\text{Use}}}{\text{Memory}_{\text{Total}}}, \quad (8)$$

where Price is the GPU rent per hour.  $\text{Memory}_{\text{Use}}$  and  $\text{Memory}_{\text{Total}}$  represent the average occupied GPU memory and the total memory of the system, respectively. Time is the generation duration measured in seconds. All cost numbers in our tables are presented in terms of cents ( $\phi$ ).

### 4.2 FedMobileAgent in IID Settings

**Setups.** All federated experiments are conducted on our generated data. Since the data produced by

<https://github.com/google-research/google-research>  
<https://github.com/modelscope/ms-swift>

<https://www.refuel.ai/blog-posts/llm-labeling-technical-report>

Methodology	Size	Clients	High Level	Low Level		Anno. Cost	
			Step Acc	Step Acc	Epi. Acc	Total	Per Client
Zero-Shot	-	-	27.69	54.61	56.04	-	-
Human-Centralized	1000	1	54.31	76.89	25.5	10880	10880
Human-FedAvg	1000	10	39.21	73.76	23.5	10880	1088
FedMobileAgent	500	10	35.07	67.28	16.5	15.51	
	1000	20	39.36	69.34	20.0	31.01	
	5000	100	48.51	74.75	23.5	155.06	<b>1.55</b>
	5000	100*	<b>54.61</b>	76.28	27.0	155.06	
	7000	140	52.25	<b>78.64</b>	<b>28.0</b>	217.08	

Table 1: Performance and cost comparison of FedMobileAgent in IID settings. We assume each client has 50 episodes data. With more clients participating in the collaboration, the performance of the global mobile agents grows and even surpasses the centralized human-annotated data with less than 0.02% cost per client. \* denotes 60% clients participation, while others are 30%.

FL-Algorithm	IID	Step Skew	Epi. Skew	Both Skew	Avg. All	Avg. Skew
Centralized Learning				43.61		
Local Learning	23.72	13.04	28.33	22.13	21.17	21.81
FedAvg w Step Aggregation	34.52	<b>35.05</b>	26.88	29.64	31.52	30.52
FedAvg w Epi. Aggregation	34.52	32.81	27.14	30.57	31.26	30.17
FedMobileAgent	34.52	33.73	<b>28.06</b>	<b>34.39</b>	<b>32.68</b>	<b>32.06</b>

Table 2: Evaluation of FedMobileAgent in non-IID settings. We evaluate four different distributions on WebShopping subset of AitW. FedMobileAgent with our adapted aggregation method achieves superior performance on average, compared to FedAvg.

the step-wise method has superior quality, we use it as the representative of data constructed from real-world user phone usage. During federated training, we randomly select 30% of clients each round to simulate real-world scenarios where users are occasionally offline (Jiang et al., 2024). Models are evaluated at the same round, meaning the federated models undergo fewer iterations than the centralized model. The cost per client is the fraction of the total cost by clients number. Since the scale of data for a single user is small, we assume each participating client has 50 episodes. Therefore, the cost per client remains fixed at a very low level. As more clients are incorporated, the total data volume increases.

**Results.** As shown in Table 1, we can conclude that: (1) With more clients participating and the data size increasing, the performance of the global model collaboratively trained grows correspondingly. (2) Once the number of clients surpasses a certain threshold, users can obtain a highly capable mobile agent, comparable to or even surpassing centralized training with human annotation, while the per-client cost remains nearly zero. (3) We

also infer that data generated by Auto-Annotation is comparable in quality to Human-Annotation. (4) The results validate our assumption in Section 3.3 and demonstrate the effectiveness of FedMobileAgent on distributed user data.

### 4.3 FedMobileAgent in Non-IID Settings

**Setups.** We conduct further experiments in non-IID settings to specifically investigate the issue formulated in Section 2.4. To eliminate the potential influence of Auto-Annotation, we use the original dataset for this section. We choose AitW over Android Control, as AitW has a higher average step length per episode, making it easier to create non-IID settings based on varying episode distributions. We sample 1,000 episodes from the WebShopping subset with uniformly distributed step lengths and then create four different splits to form distinct scenarios. Both the Step Skew and IID settings have 100 episodes per client. In the Step Skew scenario, clients share the same number of episodes  $n_k^{epi}$  but have skewed step counts  $n_k$ , whereas in the Episode Skew scenario, the opposite holds. The Both Skew scenario involves clients

Base Model	Methodology	Size	High Level	Low Level		Anno. Cost	
			Step Acc	Step Acc	Epi. Acc	Single	Total
Qwen2-VL-7B	Zero-Shot	-	27.69	54.61	3.5	-	-
	Human-Annotation	1000	54.31	76.89	25.5	10.88	10880
	Auto-Annotation-S	1000	52.48	66.36	16.5	<b>0.0099</b>	<b>9.87</b>
	Auto-Annotation	1000	52.94	70.52	23.0	0.0310	31.01
	Auto-Annotation-S	5000	55.91	67.58	20.5	<b>0.0099</b>	49.33
	Auto-Annotation	5000	<b>56.06</b>	<b>81.92</b>	<b>33.5</b>	0.0310	155.06
InternVL2-2B	Zero-Shot	-	11.14	21.82	0.0	-	-
	Human-Annotation	1000	40.50	71.06	24.0	10.88	10880
	Auto-Annotation-S	1000	37.60	47.29	4.5	<b>0.0072</b>	<b>7.23</b>
	Auto-Annotation	1000	35.32	64.99	10.5	0.0269	26.94
	Auto-Annotation-S	5000	<b>47.06</b>	54.16	5.0	<b>0.0072</b>	36.13
	Auto-Annotation	5000	45.46	<b>74.68</b>	22.0	0.0269	134.71
InternVL2-8B	Zero-Shot	-	29.52	31.35	1.0	-	-
	Human-Annotation	1000	49.89	79.86	29.0	10.88	10880
	Auto-Annotation-S	1000	45.46	57.97	6.5	<b>0.0232</b>	<b>23.18</b>
	Auto-Annotation	1000	49.66	65.45	17.5	0.1237	123.65
	Auto-Annotation-S	5000	51.64	55.42	11.5	<b>0.0232</b>	115.91
	Auto-Annotation	5000	<b>59.73</b>	<b>82.00</b>	<b>35.5</b>	0.1237	618.25

Table 3: Evaluation of Auto-Annotation on Android Control. We compare performance and cost across different models. Auto-Annotation achieves comparable or superior results to the model trained on human-annotated data with significant cost savings. Anno. Cost denotes annotation cost in terms of cents  $\text{¢}$ . Epi. is short for Episode. -S denotes a simplified version which removes the step-wise description.

with both skewed  $n_k^{epi}$  and  $n_k$ .

**Results.** As shown in Table 2, the results demonstrate: (1) On average, non-IID distributions negatively impact the performance of the trained global model. However, in certain cases, non-IID performs better, such as Step Skew in the table. We attribute this to Step Skew aligning well with traditional FedAvg, which focuses on the number of data samples (i.e., steps). (2) Introduced adapted global aggregation method performs well in non-IID settings, achieving a 5% relative improvement over FedAvg. (3) Overall, the results confirm the existence of the heterogeneity highlighted in Section 2.4, posing a new challenge for the federated learning community. We hope our findings will motivate future research in this area.

#### 4.4 Auto-Annotation on Android Control

**Setups.** The validation set includes 200 episodes randomly sampled from AndroidControl’s test split. The training set with Size X includes the first X episodes from the 7,000 training data pool. The models are trained with 10 rounds, with each round sampling 1/10 total samples. We show both the single annotation cost for one data sample and the total cost for the entire training set.

**Results.** As shown in Table 3, we conclude the following: (1) Our methods achieve performance comparable to human annotation when the training data size is equal. Moreover, they outperform human annotation as the data size increases, demonstrating the utility of our generated data on mobile devices and its potential for real-world applications. (2) Our methods incur only a small fraction of the cost of human annotation. By leveraging the simplified approach, we achieve up to a 99.9% cost reduction with less than a 2% drop in high-level accuracy. Even as data size increases, the cost remains negligible compared to human labor.

#### 4.5 Auto-Annotation on AitW Dataset

**Setups.** The AitW dataset consists of five subsets: General, Install, GoogleApps, Single, and WebShopping. For each subset of AitW, we sample 1,000 episodes for training and 100 for evaluation. The overall performance is the average of the five subsets. For the validation metric, we omit validation samples that consist of click actions with no corresponding unit. These samples are too easy to predict in our setting and show no meaningful difference between different models. We only present high-level accuracy due to the absence of low-level



Methodology	Size	General	Install	GoogleApps	Single	WebShopping	Overall
Zero-Shot	-	15.90	5.20	15.08	28.38	11.41	15.19
Human-Annotation	1000	35.04	54.50	46.65	55.46	39.82	46.29
Auto-Annotation-S	1000	36.24	52.47	44.13	53.41	40.34	45.32
Auto-Annotation	1000	36.92	53.23	37.43	52.84	39.65	44.01
Auto-Annotation-S	5000	36.24	<b>59.19</b>	47.21	62.45	39.43	48.90
Auto-Annotation	5000	<b>37.26</b>	57.29	<b>47.49</b>	<b>72.05</b>	<b>45.14</b>	<b>51.85</b>

Table 4: Evaluation of Auto-Annotation across different subsets of AitW dataset. Our methods achieve consistent superior performance compared to Human-Annotation method at a very low cost. -S denotes a simplified version which removes the step-wise description.

instructions in the original dataset.

**Results.** As shown in Table 4, we can conclude that: (1) Apart from Android Control, our methods still achieve comparable results with Human-Annotation and outperform it by a large margin as the data size increases. (2) Our method performs extremely well on the "Single" subset. We believe this is due to the short average step length for episodes in Single, which leads to more accurate reconstruction of the high-level instructions.

## 5 Related Work

### 5.1 Development of Current Mobile Agents

The advent of VLMs (Zhang et al., 2024) has marked a significant shift in phone automation, enabling more dynamic, context-aware, and sophisticated interactions with mobile devices (Liu et al., 2025). Research on mobile agents has progressed through key milestones, with models becoming more proficient at interpreting multi-modal data, understanding user intent, and autonomously executing complex tasks. VLM-based mobile agents typically follow two approaches: (1) Prompt Engineering (Lee et al., 2024; Lu et al., 2024b), where pre-trained models are guided by carefully designed prompts, and (2) Training-Based Methods (Hong et al., 2023; Cheng et al., 2024), where VLMs are further optimized using large-scale mobile datasets. While training-based methods offer higher potential and generalizability by improving the VLM through fine-tuning, they require a large amount of training data, which can be very costly.

### 5.2 Efforts in Building Datasets for Mobile Agents

Acquiring training trajectories for mobile agents presents significant challenges. Existing approaches are often reliant on manual curation, making data collection both costly and inefficient.

Some works have explored the possibility of automatically constructing datasets using VLMs or Application Programming Interfaces (APIs) (Wang et al., 2021; Lai et al., 2024). But these approaches either halfway to completing the datasets or depend on pre-defined tasks.

OS-Genesis (Sun et al., 2024), the most advanced in this area, proposes reverse task synthesis to eliminate the need for pre-defined instructions. However, this method still requires an agent to execute synthetic tasks in a simulated mobile environment, to obtain the corresponding screenshots and actions. This process does not guarantee the accuracy of executed actions, while also incurs additional computational and resource costs. In contrast, we propose collecting real-world data from mobile users. This approach offers both (1) unlimited data scale, given the billions of mobile users worldwide, and (2) ground truth accuracy, as the data is directly generated through human execution.

## 6 Conclusion

To overcome the scalability and efficiency limitations of traditional data collection methods, we emphasize the necessity of transitioning from human to automatic annotation and from centralized to distributed data collection.

We propose FedMobileAgent, a framework that collaboratively trains mobile agents using self-sourced data from diverse users. Specifically, we introduce Auto-Annotation, an efficient approach for generating high-quality datasets from routine phone usage at minimal cost. Additionally, we present a federated learning framework with adapted global aggregation to handle new data heterogeneity. Extensive experiments validate FedMobileAgent’s effectiveness. The results highlight the scalability and practicality of our approach, offering a privacy-preserving and cost-efficient solution for training large-scale mobile agent.

## References

2023. [Gpt-4v\(ision\) system card](#).

Hao Bai, Yifei Zhou, Mert Cemri, Jiayi Pan, Alane Suhr, Sergey Levine, and Aviral Kumar. 2024. [Di-giRL: Training In-The-Wild Device-Control Agents with Autonomous Reinforcement Learning](#). *Preprint*, arXiv:2406.11896.

Yuxiang Chai, Siyuan Huang, Yazhe Niu, Han Xiao, Liang Liu, Dingyu Zhang, Peng Gao, Shuai Ren, and Hongsheng Li. 2024. [AMEX: Android Multi-annotation Expo Dataset for Mobile GUI Agents](#). *Preprint*, arXiv:2407.17490.

Zhe Chen, Jiannan Wu, Wenhai Wang, Weijie Su, Guo Chen, Sen Xing, Muyan Zhong, Qinglong Zhang, Xizhou Zhu, Lewei Lu, et al. 2024. Internvl: Scaling up vision foundation models and aligning for generic visual-linguistic tasks. In *Proceedings of the IEEE/CVF Conference on Computer Vision and Pattern Recognition*, pages 24185–24198.

Kanzhi Cheng, Qiushi Sun, Yougang Chu, Fangzhi Xu, Li YanTao, Jianbing Zhang, and Zhiyong Wu. 2024. [SeeClick: Harnessing GUI Grounding for Advanced Visual GUI Agents](#). In *Proceedings of the 62nd Annual Meeting of the Association for Computational Linguistics (Volume 1: Long Papers)*, pages 9313–9332, Bangkok, Thailand. Association for Computational Linguistics.

LMDeploy Contributors. 2023. Lmdeploy: A toolkit for compressing, deploying, and serving llm. <https://github.com/InternLM/lmdeploy>.

Wenyi Hong, Weihan Wang, Qingsong Lv, Jiazheng Xu, Wenmeng Yu, Junhui Ji, Yan Wang, Zihan Wang, Yuxuan Zhang, Juanzi Li, Bin Xu, Yuxiao Dong, Ming Ding, and Jie Tang. 2023. [CogAgent: A Visual Language Model for GUI Agents](#). *Preprint*, arXiv:2312.08914.

Tzu-Ming Harry Hsu, Hang Qi, and Matthew Brown. 2019. Measuring the effects of non-identical data distribution for federated visual classification. *arXiv preprint arXiv:1909.06335*.

Edward J Hu, Phillip Wallis, Zeyuan Allen-Zhu, Yuanzhi Li, Shean Wang, Lu Wang, Weizhu Chen, et al. 2021. Lora: Low-rank adaptation of large language models. In *ICLR*.

Zhifeng Jiang, Wei Wang, and Ruichuan Chen. 2024. Dordis: Efficient federated learning with dropout-resilient differential privacy. In *Proceedings of the Nineteenth European Conference on Computer Systems*, pages 472–488.

Peter Kairouz, H Brendan McMahan, Brendan Avent, Aurélien Bellet, Mehdi Bennis, Arjun Nitin Bhagoji, Kallista Bonawitz, Zachary Charles, Graham Cormode, Rachel Cummings, et al. 2021. Advances and open problems in federated learning. *Foundations and Trends® in Machine Learning*, 14(1–2):1–210.

Jared Kaplan, Sam McCandlish, Tom Henighan, Tom B Brown, Benjamin Chess, Rewon Child, Scott Gray, Alec Radford, Jeffrey Wu, and Dario Amodei. 2020. Scaling laws for neural language models. *arXiv preprint arXiv:2001.08361*.

Sai Praneeth Karimireddy, Martin Jaggi, Satyen Kale, Mehryar Mohri, Sashank Reddi, Sebastian U Stich, and Ananda Theertha Suresh. 2021. Breaking the centralized barrier for cross-device federated learning. *Advances in Neural Information Processing Systems*, 34:28663–28676.

Woosuk Kwon, Zhuohan Li, Siyuan Zhuang, Ying Sheng, Lianmin Zheng, Cody Hao Yu, Joseph E. Gonzalez, Hao Zhang, and Ion Stoica. 2023. Efficient memory management for large language model serving with pagedattention. In *Proceedings of the ACM SIGOPS 29th Symposium on Operating Systems Principles*.

Hanyu Lai, Xiao Liu, Iat Long Iong, Shuntian Yao, Yuxuan Chen, Pengbo Shen, Hao Yu, Hanchen Zhang, Xiaohan Zhang, Yuxiao Dong, and Jie Tang. 2024. Autowebglm: A large language model-based web navigating agent. In *Proceedings of the 30th ACM SIGKDD Conference on Knowledge Discovery and Data Mining*, pages 5295—5306.

Sunjae Lee, Junyoung Choi, Jungjae Lee, Munim Hasan Wasi, Hojun Choi, Steve Ko, Sangeun Oh, and Insik Shin. 2024. [Mobilegpt: Augmenting llm with human-like app memory for mobile task automation](#). In *Proceedings of the 30th Annual International Conference on Mobile Computing and Networking*, ACM MobiCom '24, page 1119–1133, New York, NY, USA. Association for Computing Machinery.

Tian Li, Anit Kumar Sahu, Manzil Zaheer, Maziar Sanjabi, Ameet Talwalkar, and Virginia Smith. 2020. Federated optimization in heterogeneous networks. *Proceedings of Machine Learning and Systems*, 2:429–450.

Wei Li, William Bishop, Alice Li, Chris Rawles, Folaayo Campbell-Ajala, Divya Tyamagundlu, and Oriana Riva. 2024a. [On the Effects of Data Scale on Computer Control Agents](#). *Preprint*, arXiv:2406.03679.

Xiang Li, Kaixuan Huang, Wenhao Yang, Shusen Wang, and Zhihua Zhang. 2019. On the convergence of fedavg on non-iid data. In *International Conference on Learning Representations*.

Zexi Li, Tao Lin, Xinyi Shang, and Chao Wu. 2023. Revisiting weighted aggregation in federated learning with neural networks. *arXiv preprint arXiv:2302.10911*.

Zhangheng Li, Keen You, Haotian Zhang, Di Feng, Harsh Agrawal, Xiujun Li, Mohana Prasad Sathya Moorthy, Jeff Nichols, Yinfei Yang, and Zhe Gan. 2024b. [Ferret-UI 2: Mastering Universal User Interface Understanding Across Platforms](#). *Preprint*, arXiv:2410.18967.

- Chin-Yew Lin. 2004. Rouge: A package for automatic evaluation of summaries. In *Text summarization branches out: Proceedings of the ACL-04 workshop*, pages 74–81.
- William Liu, Liang Liu, Yaxuan Guo, Han Xiao, Weifeng Lin, Yuxiang Chai, Shuai Ren, Xiaoyu Liang, Linghao Li, Wenhao Wang, Tianze Wu, Yong Liu, Hao Wang, Hongsheng Li, and Guanqing Xiong. 2025. Llm-powered gui agents in phone automation: Surveying progress and prospects. *Preprints*.
- Quanfeng Lu, Wenqi Shao, Zitao Liu, Fanqing Meng, Boxuan Li, Botong Chen, Siyuan Huang, Kaipeng Zhang, Yu Qiao, and Ping Luo. 2024a. Gui odyssey: A comprehensive dataset for cross-app gui navigation on mobile devices. *Preprint*, arXiv:2406.08451.
- Yadong Lu, Jianwei Yang, Yelong Shen, and Ahmed Awadallah. 2024b. Omniparser for pure vision based gui agent. *Preprint*, arXiv:2408.00203.
- Brendan McMahan, Eider Moore, Daniel Ramage, Seth Hampson, and Blaise Agüera y Arcas. 2017. Communication-efficient learning of deep networks from decentralized data. In *Artificial intelligence and statistics*, pages 1273–1282. PMLR.
- OpenAI. 2023. Gpt-4: A large-scale multimodal model. *arXiv preprint arXiv:2303.08774*.
- Kishore Papineni, Salim Roukos, Todd Ward, and Wei-Jing Zhu. 2002. Bleu: a method for automatic evaluation of machine translation. In *Proceedings of the 40th annual meeting of the Association for Computational Linguistics*, pages 311–318.
- Christopher Rawles, Alice Li, Daniel Rodriguez, Oriana Riva, and Timothy Lillicrap. 2023. Android in the Wild: A Large-Scale Dataset for Android Device Control. *Preprint*, arXiv:2307.10088.
- Sashank J Reddi, Zachary Charles, Manzil Zaheer, Zachary Garrett, Keith Rush, Jakub Konečný, Sanjiv Kumar, and Hugh Brendan McMahan. 2020. Adaptive federated optimization. In *International Conference on Learning Representations*.
- Nils Reimers and Iryna Gurevych. 2019. Sentence-bert: Sentence embeddings using siamese bert-networks. In *Proceedings of the 2019 Conference on Empirical Methods in Natural Language Processing*. Association for Computational Linguistics.
- Gerard Salton and Christopher Buckley. 1988. Term-weighting approaches in automatic text retrieval. *Information processing & management*, 24(5):513–523.
- Yifan Song, Weimin Xiong, Xiutian Zhao, Dawei Zhu, Wenhao Wu, Ke Wang, Cheng Li, Wei Peng, and Sujian Li. 2024. AgentBank: Towards Generalized LLM Agents via Fine-Tuning on 50000+ Interaction Trajectories. *Preprint*, arXiv:2410.07706.
- Qiushi Sun, Kanzhi Cheng, Zichen Ding, Chuanyang Jin, Yian Wang, Fangzhi Xu, Zhenyu Wu, Chengyou Jia, Liheng Chen, Zhoumianze Liu, Ben Kao, Guohao Li, Junxian He, Yu Qiao, and Zhiyong Wu. 2024. OS-Genesis: Automating GUI Agent Trajectory Construction via Reverse Task Synthesis. *Preprint*, arXiv:2412.19723.
- Bryan Wang, Gang Li, Xin Zhou, Zhourong Chen, Tovi Grossman, and Yang Li. 2021. Screen2Words: Automatic Mobile UI Summarization with Multimodal Learning. *Preprint*, arXiv:2108.03353.
- Junyang Wang, Haiyang Xu, Jiabo Ye, Ming Yan, Weizhou Shen, Ji Zhang, Fei Huang, and Jitao Sang. 2024a. Mobile-Agent: Autonomous Multimodal Mobile Device Agent with Visual Perception. *Preprint*, arXiv:2401.16158.
- Luyuan Wang, Yongyu Deng, Yiwei Zha, Guodong Mao, Qinmin Wang, Tianchen Min, Wei Chen, and Shoufa Chen. 2024b. MobileAgentBench: An Efficient and User-Friendly Benchmark for Mobile LLM Agents. *Preprint*, arXiv:2406.08184.
- Peng Wang, Shuai Bai, Sinan Tan, Shijie Wang, Zhihao Fan, Jinze Bai, Keqin Chen, Xuejing Liu, Jialin Wang, Wenbin Ge, Yang Fan, Kai Dang, Mengfei Du, Xuancheng Ren, Rui Men, Dayiheng Liu, Chang Zhou, Jingren Zhou, and Junyang Lin. 2024c. Qwen2-vl: Enhancing vision-language model’s perception of the world at any resolution. *arXiv preprint arXiv:2409.12191*.
- Rui Ye, Wenhao Wang, Jingyi Chai, Dihan Li, Zexi Li, Yinda Xu, Yaxin Du, Yanfeng Wang, and Siheng Chen. 2024. Openfedllm: Training large language models on decentralized private data via federated learning. In *Proceedings of the 30th ACM SIGKDD Conference on Knowledge Discovery and Data Mining*, pages 6137–6147.
- Chi Zhang, Zhao Yang, Jiaxuan Liu, Yucheng Han, Xin Chen, Zebiao Huang, Bin Fu, and Gang Yu. 2023. AppAgent: Multimodal Agents as Smartphone Users. *Preprint*, arXiv:2312.13771.
- Jingyi Zhang, Jiaying Huang, Sheng Jin, and Shijian Lu. 2024. Vision-language models for vision tasks: A survey. *IEEE Transactions on Pattern Analysis and Machine Intelligence*, 46(8):5625–5644.
- Yuze Zhao, Jintao Huang, Jinghan Hu, Xingjun Wang, Yunlin Mao, Daoze Zhang, Zeyinzi Jiang, Zhikai Wu, Baole Ai, Ang Wang, Wenmeng Zhou, and Yingda Chen. 2024. Swift:a scalable lightweight infrastructure for fine-tuning. *Preprint*, arXiv:2408.05517.
- Boyuan Zheng, Boyu Gou, Jihyung Kil, Huan Sun, and Yu Su. 2024. Gpt-4v(ision) is a generalist web agent, if grounded. *Preprint*, arXiv:2401.01614.

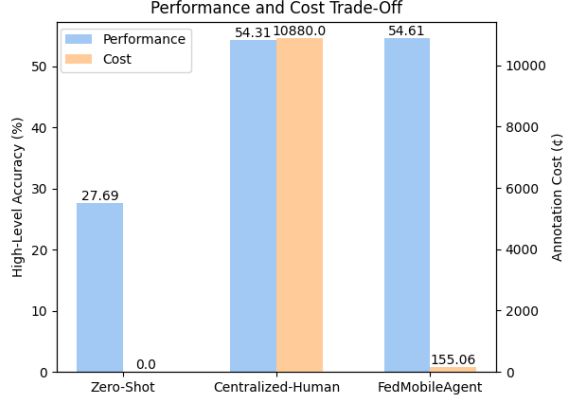


Figure 3: Performance and cost comparison between FedMobileAgent and baselines. Our approach achieves the optimal balance.

Base Model	Methodology	Similarity / Quality				Diversity
		TF-IDF	Rouge	Bleu	Avg.	
-	Human-Annotation	100.00	100.00	100.00	100.00	13.44
GPT-4o	Auto-Annotation	29.81	38.87	11.72	26.8	23.82
GPT-4o-Mini	Auto-Annotation	32.41	39.27	12.38	28.02	24.42
Qwen2-VL-7B	Auto-Annotation-S	28.24	28.14	10.44	22.27	12.78
	Auto-Annotation	26.90	37.51	10.60	25.00	16.55
InternVL2-2B	Auto-Annotation-S	28.73	33.51	9.29	23.84	25.91
	Auto-Annotation	32.17	42.61	7.90	27.56	28.77
InternVL2-8B	Auto-Annotation-S	23.74	28.60	9.56	20.63	16.85
	Auto-Annotation	30.98	37.46	11.47	26.64	22.40

Table 5: Similarity comparison and diversity comparison across different base models. The results indicate that Auto-Annotation data is comparable to Human-Annotation data with an up to 40% similarity. Additionally, the results indicate that model-generated data exhibits greater diversity.

## A Additional Experiments

### A.1 Performance & Cost Trade-Off Comparison.

We provide a comparison of performance and cost trade-off between FedMobileAgent and our baselines. As shown in Figure 3, our approach achieves the best trade-off between performance and cost, outperforming traditional centralized data collection which relies on human annotation in terms of both efficiency and effectiveness. This demonstrates its significant potential for real-world applications, where resource constraints and scalability are key considerations.

### A.2 Quality & Diversity of Constructed Data

**Setups.** We measure data quality by calculating the similarity between our generated instructions and the ground-truth instructions from the original datasets. To evaluate similarity, we adopt three metrics: TF-IDF, BLEU score, and ROUGE. BLEU (Bilingual Evaluation Understudy) is a precision-based metric that evaluates text similarity by comparing n-grams between generated and reference texts (Papineni et al., 2002). ROUGE (Recall-Oriented Understudy for Gisting Evaluation) is a recall-based metric which computes overlapping n-grams, word sequences, and longest common subsequences (Lin, 2004). TF-IDF (Term Frequency-Inverse Document Frequency) is a statistical measure that evaluates word importance in a document relative to a corpus by balancing term frequency and inverse document frequency (Salton and Buckley, 1988).

Methodology	Size	IID	App-Unseen	Task-Unseen	Category-Unseen	Overall
Zero-Shot	-	25.69	23.98	25.20	20.00	23.72
Human-Annotation	1000	52.97	43.72	46.95	44.62	47.07
Auto-Annotation	1000	49.41	44.72	45.36	43.59	45.77
	3000	54.39	<b>53.27</b>	49.60	47.95	51.30
	5000	<b>54.73</b>	52.26	<b>51.19</b>	<b>49.23</b>	<b>51.85</b>

Table 6: Generalization analysis on Android Control. We compare Auto-Annotation with baselines on four evaluation subsets. Our method achieve consistent improvement over Human-Annotation with minimal annotation cost.

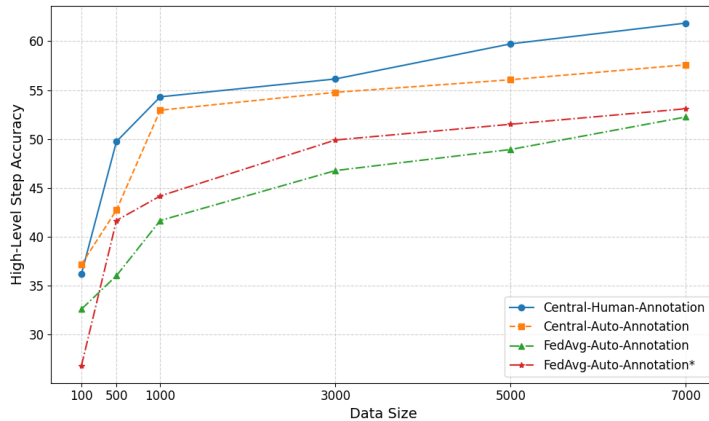


Figure 4: Scaling law analysis on Android Control dataset with different training strategies. All models show a growing tendency with increased data size. FedAvg with \* denotes 60% user participation while the other is 30%.

For diversity, following Sun et al. (2024), we use Sentence-BERT to embed each use sentence-transformers library (Reimers and Gurevych, 2019) to embed instruction in both datasets. and compute the average cosine distance among the embeddings.

**Results.** As shown in Table 5, the step-wise Auto-Annotation achieves higher quality compared to the simplified version, indicating superior performance. Regarding diversity, our methods consistently exhibit greater diversity, even surpassing the original data. This is expected, as VLMs generate text in a manner distinct from human writing, often displaying a broader range of expressions and phrase organizations for the same concept. Additionally, for InternVL2-2B, the notably higher diversity suggests that the generated instructions may exhibit lower quality, as generating entirely random sentences can also result in high diversity.

### A.3 Generalization Analysis

**Setups.** Based on the sub-splits of AndroidControl dataset. We randomly sample 60 episodes from the four test splits, i.e. IID, App-Unseen, Task-Unseen and Category-Unseen. 60 is to match the number of 200 in Section 4.4 when combined with either the three unseen sub-splits or with the all four splits.

**Results.** As shown in Table 6, mobile agents trained on our automatically generated data exhibit strong generalizability across different situations. The results demonstrate the effectiveness of our method and further validate the utility of our auto-annotated data, which is derived solely from screenshots and actions. Additionally, we observed that the Category-Unseen subset has relatively lower accuracy compared to other evaluation subsets, indicating a higher level of difficulty.

### A.4 Scaling Law Analysis

**Setups.** We conduct an ablation experiment on training data size to investigate whether the scaling law (Kaplan et al., 2020) holds for our automatically generated data. Using the Android Control dataset,

<https://huggingface.co/sentence-transformers>

Base Model	High level	Cost	
	Step Acc	Anno.	Time
GPT-4o-Mini	52.78	14.8	5061
GPT-4o	52.94	247.92	6858
GPT-4-Vision	-	2,841.43	-
Qwen2-VL-2B	44.09	6.14	1180
Qwen2-VL-7B	52.48	16.77	1374
InternVL2-1B	34.94	2.58	2000
InternVL2-2B	37.60	7.23	1038
InternVL2-8B	45.46	23.18	2245

Table 7: Comparison of the performance and cost trade-off between various base models.

Base Model	Anno. Cost across Backends		
	PyTorch	vLLM or LMDeploy	API
Human		10880	
GPT-4o-Mini	-	-	14.8
GPT-4o	-	-	247.92
GPT-4-Vision	-	-	2841.43
Qwen2-VL-2B	6.14	8.42	<21.15
Qwen2-VL-7B	16.77	9.87	<21.15
InternVL2-1B	2.58	11.09	Free
InternVL2-2B	16.04	7.23	Free
InternVL2-8B	23.18	-	Free

Table 8: Comparison of annotation costs using different inference backends across various base models. Our results indicate that employing efficient backends, such as vLLM and LMDeploy, can further reduce inference time and memory usage, ultimately lowering the annotation cost of our approach.

we train models that differ only in their training data size. For FedMobileAgent, we fix the number of clients at 10 and test different sample numbers, specifically 3 and 6. The resulting participation ratios are calculated to be 0.3 and 0.6, respectively.

**Results.** As shown in Figure 4, the performance of all tested models improves as the training data size increases, indicating that our generated data also follows the scaling law. We also observe a sharp performance increase between training with 100 and 1000 episodes. No saturation is observed in our experiments, but it can be inferred that the performance of all models grows more slowly once the data size reaches a certain threshold.

### A.5 Improvement on Existing Dataset

**Setups.** In this section, we consider a scenario where a mobile user already has access to some public datasets for training mobile agents. We aim to determine whether, under such circumstances, the user can still benefit from our method.

First, we assert that the composition of local datasets is orthogonal to the federated learning framework FedMobileAgent. In other words, regardless of the data on which the local model is trained, the user can still participate in collaboration.

Second, we anticipate that using Auto-Annotation can enhance training on existing datasets from two aspects: (1) Auto-Annotation can further increase the quantity of training data, and (2) it can address the absence of low-level instructions in previous datasets, such as AitW (Rawles et al., 2023).

We design corresponding experiments to verify our expectations. We empirically estimate the human annotation cost without low-level instructions to be half of the total annotation cost. For training on

Methodology	Size	w or w/o	Low Level		Anno. Cost	
			Step Acc	Epi. Acc	Single	Total
Human-Annotation	1000	w	76.89	25.5	10.88	10880
Human-Annotation	1000	w/o	64.30	12.5	5.44	5440
Auto-Annotation-S	1000	w/o	66.36	16.5	<b>0.01</b>	<b>9.87</b>
Auto-Annotation	1000	w	<b>69.41</b>	<b>23.0</b>	0.03	31.01

Table 9: Evaluating the improvement of our method on public datasets by supplementing generated low-level instructions which are often neglected in previous works such as AitW. If the users already have access to some public training sets, they can further refine trained mobile agents by training on both the public dataset and private dataset using Auto-Annotation. The notation "w" or "w/o" indicates whether the training dataset is attached with or without low-level instructions.

Methodology	Size	High Level	Low Level		Anno. Cost	
		Step Acc	Step Acc	Epi Acc	Single	Total
Human-Annotation	2500	54.23	82.91	34.5	10.88	27200
Auto-Annotation	2500	53.24	78.95	30.0	<b>0.03</b>	<b>77.53</b>
Both	5000	<b>57.89</b>	<b>85.05</b>	<b>39.0</b>	5.45	27277

Table 10: Evaluating the improvement of our method on public datasets by supplementing data quantity. If the users already have access to some public training sets, they can further refine trained mobile agents by training on both the public dataset and private dataset using Auto-Annotation to increase the scalability.

human-annotated data without low-level instructions, we use the same prompt as shown in Figure 11, but set the subordinate instruction to null to ensure a fair comparison. To evaluate our method, we retain the original high-level instructions from human annotations while replacing the low-level instructions with our generated ones to simulate the process of filling in missing information in already collected data.

**Results.** As shown in Table 10, utilizing additional data through Auto-Annotation significantly enhances model performance. This effect is particularly notable when the dataset size is small, i.e. 1,000, as the increased data quantity can substantially improve performance despite a slight drop in quality compared to human-annotated data.

In the same vein, as shown in Table 9, models trained without low-level instructions experience considerable performance degradation when evaluated on low-level tasks. Although our method does not reach the upper bound of fully human-annotated data, it notably outperforms training without low-level instructions.

## A.6 Ablation on Base Models

**Setups.** We conduct ablation experiments to investigate the performance, annotation cost, and time requirements of different base models. Especially, we conduct experiments leveraging popular API-based models, including GPT-4 and GPT-4-mini (OpenAI, 2023). We exclude API-based models from our main experiments in Section 4.4 due to the additional privacy risks posed by API usage. Using APIs involves transmitting user screenshots directly to the API server, which raises concerns about privacy leakage and data abuse.

Among different inference backends, we select the one with the lowest cost. A more detailed comparison of the backends is provided in Section A.8.

**Results.** As shown in Table 7, different models present varying trade-offs between performance and cost. We conclude the following observations: (1) API-based models incur significantly higher annotation and time costs compared to locally deployed models. (2) Within a given VLM family, an increase in the number of parameters generally correlates with higher high-level performance and greater computational demand. (3) Models with similar parameter counts tend to have comparable GPU usage, leading to similar annotation costs.

Methodology	High Level	Low Level		Anno. Cost		Time
	Step Acc	Step Acc	Epi Acc	Single	Total	Single
<b>Size = 1000</b>						
Zero-Shot	27.69	54.61	3.5	-	-	-
Human-Annotation	54.31	76.89	25.5	10.88	10880	56.3
Auto-Annotation-S	52.48	66.36	16.5	0.0099	9.87	1.37
Auto-Annotation	52.94	70.52	23.0	0.0310	31.01	4.36
Auto-Annotation*	52.78	69.41	23.5	0.0323	32.29	4.54
<b>Size = 5000</b>						
Zero-Shot	27.69	54.61	3.5	-	-	-
Human-Annotation	59.73	85.81	38.5	10.88	54440	56.3
Auto-Annotation-S	55.91	67.58	20.5	0.0099	49.33	1.37
Auto-Annotation	56.06	81.92	33.5	0.0310	155.06	4.36
Auto-Annotation*	57.13	82.45	35.0	0.0323	161.45	4.54

Table 11: Performance and cost comparison of Auto-Annotation at different levels. -S denotes simplified version of Auto-Annotation without step-wise description. \* denotes using screenshot concatenation in the summarization step.

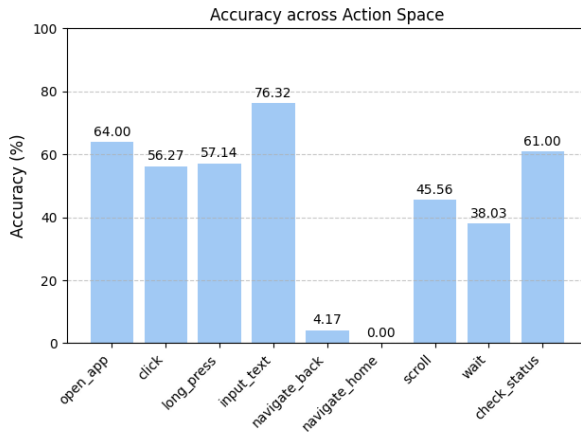


Figure 5: Accuracy across action types in the action space of Android Control.

## A.7 Ablation on Our Methods

**Setups.** We conduct an ablation to investigate the differences between our proposed Auto-Annotation methods. Methods denoted with \* are different in that the last summarization step they merely rely on the asterisk (\*) indicates that the final step of summarization does require image input.

**Results.** As shown in Table 11, we can conclude that: (1) Simplifying Auto-Annotation weakens performance, particularly in low-level training, as it cannot generate low-level instructions. However, this simplification cuts annotation costs by approximately 60%, which may be suitable for cases where efficiency is prioritized. (2) Comparing Auto-Annotation and Auto-Annotation\*, enabling global visual language does not necessarily improve performance. This is because the textual information provided to the Summarizer is already sufficient.

## A.8 Comparison of Annotation Cost across Backends

**Setups.** To further investigate whether the annotation cost using our method can be reduced and whether the memory requirements can be minimized with current efficient inference backends, such as vLLM (Kwon et al., 2023) and LMDeploy (Contributors, 2023), we conduct additional experiments to evaluate model costs on different backends. API-based costs are assessed using the OpenAI’s library tiktoken



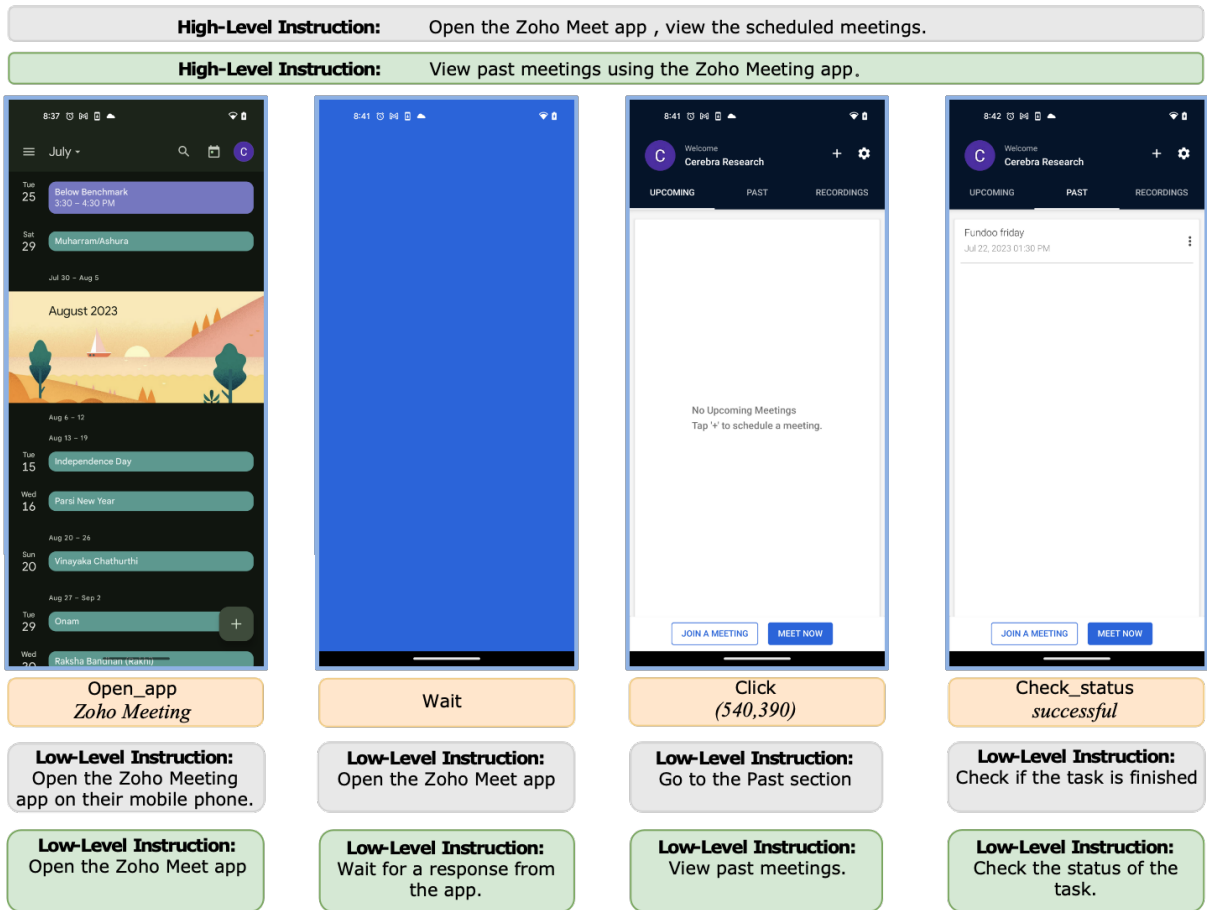


Figure 6: Episode example from Android Control dataset. The high-level task is *Open the Zoho Meet app and view the scheduled meetings*. Instructions in grey indicate ground truth from the original dataset, while those in green are predictions generated by Auto-Annotation. Our generated data sample achieves quality comparable to human-annotated ground truth.

to count input and output tokens via Auto-Annotation. The price per million tokens is also included. Moreover, we approximate the API cost for the Qwen2-VL family by using the pricing of Qwen-VL-Plus, as the server does not provide APIs for Qwen2-VL-7B or Qwen2-VL-2B. For the InternVL2 family, since the model server offers free trial access, we denote the cost as 'Free'.

**Results.** As shown in Table 8, models exhibit explicitly different behaviors across backends. In general, most models reduce costs when using efficient backends. For example, InternVL2-2B saves annotation costs by more than half when leveraging LMDeploy. However, for smaller models, using an efficient backend does not necessarily lead to improvements. We attribute this to the fact that running vLLM on an RTX 4090 causes the model to occupy the entire GPU memory, which is 5 to 10 times the original memory usage of PyTorch. This increase in memory consumption does bring out improvement inference speed but fails to offset the additional memory demand. Since our annotation cost, as formulated in Equation 8, considers both time and memory usage, the overall cost does not necessarily decrease.

Additionally, APIs remain a viable option since they eliminate the need for local deployment, while offering highly competitive pricing. However, using APIs comes at the sacrifice of privacy.

## A.9 Accuracy Comparison across Different Actions

**Setups.** In accordance with the metric elaborated in Section 4.1, we compute the accuracy for each action type in the Android Control action space, which is detailed in Table 12.

**Results.** As shown in Figure 5, the accuracies exhibit considerable variation across different action types.

<https://github.com/openai/tiktoken>

Action Type	Target	Description
click	text or (x,y)	Click at a specific point on the screen using the coordinates.
long press	text or (x,y)	Long press at a specific point on the screen using the coordinates.
scroll	direction	Scroll in a specific direction (one of 'up', 'down', 'left', or 'right').
input_text	text	Type the text in the current input field or search bar.
navigate_home	-	Return to the home page.
navigate_back	-	Return to the previous page or undo an action.
open_app	app_name	Open an app with the name.
wait	-	Pause for a moment before proceeding with the next action.
check_status	status	Check whether the task is 'successful' or 'infeasible'.

Table 12: Action space for Android Control dataset.

Action Type	Target	Description
click	text or (x,y)	Click at a specific point on the screen using the coordinates.
scroll	direction	Scroll in a specific direction (one of 'up', 'down', 'left', or 'right').
input_text	text	Type the text in the current input field or search bar.
navigate_home	-	Return to the home page.
navigate_back	-	Return to the previous page or undo an action.
press_enter	-	Press on the button 'Enter'.
check_status	status	Check whether the task is 'successful' or 'infeasible'.

Table 13: Action space for Android in the Wild dataset.

Notably, the accuracy is particularly high for `input_text`. We attribute this to the fact that this action primarily relies on language comprehension rather than visual grounding. Currently, VLMs are better equipped to handle language tasks.

In contrast, the accuracy for `navigate_home` and `navigate_back` is extremely low. We hypothesize that this is due to a scarcity of training samples, as these action types constitute only a small fraction of the total training data.

## B Case Study

To enhance understanding of our method, we present several data examples in this section and conduct a case study to further examine the task formulated in Section 2.3. As shown in Figure 6, our generated instructions (in green) closely resemble human-written instructions (in grey), demonstrating the effectiveness of the proposed Auto-Annotation.

## C Additional Analysis.

### C.1 Analysis of Resources on a Mobile Device

To investigate the minimal resource requirements, we conduct additional experiments to determine whether small VLMs or models based on APIs can achieve similar effectiveness. The results in Section A.6 show that even an 1B VLM can deliver competitive performance. Models based on APIs can also be used, though they come with the risk of privacy leakage, which we leave for future work.

### C.2 Real-World Applicability Analysis

We will address the real-world applicability three-folds. First, as shown in Section 4.2, each user only needs to provide a small amount of data, and not all of it is sensitive, resulting in minimal or no privacy risks. Second, the benefits far outweigh the costs and risks. We assume that the server incentivizes participation by offering free use of the global agent in exchange for access to user data. Users can gain

Parameter	Value	Parameter	Value
<b>Federated Learning</b>			
number-of-rounds	30	number-of-clients	10
number-of-clients-sampled	3	ratio $\lambda$	3,5,7,9
<b>LoRA Configuration</b>			
lora-rank	8	lora-alpha	32
lora-dropout	0.05	max-sequence-length	4096, 2048
<b>Optimization</b>			
learning-rate	$5 \times 10^{-5}$	batch-size	1
optimizer	adamw_torch	gradient-accumulation-steps	4
weight-decay	0.1	adam-beta1	0.9
adam-beta2	0.95	adam-epsilon	$1 \times 10^{-8}$
lr-scheduler	cosine	warmup-ratio	0.03
<b>Quantization Settings</b>			
bnb-4bit-compute-dtype	torch.bfloat16	bnb-4bit-quant-type	nf4
bnb-4bit-use-double-quant	true	load-in-4bit	false
load-in-8bit	false	device-number	2

Table 14: Key training parameters regarding FL, LoRA, and quantization.

access to a highly capable mobile agent that saves them both time and efforts. Finally, by incorporating federated learning, user data is processed locally, alleviating most privacy concerns.

## D Experimental Details

### D.1 Action Space

We define 9 action types for Android Control and 7 for the AitW dataset. The corresponding actions and their descriptions are provided in Tables 12 and 13, with any additional parameters indicated as *Target*.

For click actions, we prioritize the button caption over coordinates when the location is associated with a button, as it is more comprehensible for the VLM to process. In AitW, we decompose the original press action into three distinct actions: `navigate_home`, `navigate_back`, and `press_enter`, aligning it with the action space of Android Control. Additionally, we derive the `scroll` action from the original dual-point action.

### D.2 Training Parameters

As shown in Table 14, we include all key parameters for reproducibility. For max-sequence-length, we choose 4096 for Qwen2-VL family and 2048 for InternVL2 family.

### D.3 Templates

We provide all of our prompt templates used in generating instructions and training in Figures 7, 8, 9, 10 and 11.

### Prompt 1: Step-Wise Description

A user is performing a *task* on a mobile phone, progressing through multiple steps to complete the task. Each step involves an interface shown in the provided screenshot, and a "User Action" performed to move on to the next step.

Based on the current screenshot and the user's action, describe the specific goal the user is trying to achieve in this step of the *task*.

## User Action  
{ converted action  $A_i$  }

## Answer Format  
Keep your response concise and capture the important things, focusing on key details like the app name, email address, search terms, item name, and title.

## Your Answer  
The user is trying to:

Figure 7: Prompt template for the Descriptor to generate low-level instruction  $\mathcal{T}_i^{low}$  based on the converted action  $A_i$  and screenshot  $s_i$  at the  $i$ -th step .

### Prompt 2: Episode-Wise Summarization within Auto-Annotation

A user is performing a *task* on a mobile phone, progressing through multiple steps to complete the task. Each step involves an interface shown in the provided screenshot, and a "User Action" performed to move on to the next step.

The "User Action" is provided in the context *Process*.

The *task* is not known. Now based on the *Process*, describe the mobile user's *task* when completing these actions.

## Process  
{ low-level instruction  $\mathcal{T}_1^{low}$  }  
{ low-level instruction  $\mathcal{T}_2^{low}$  }  
...  
{ low-level instruction  $\mathcal{T}_n^{low}$  }

## Answer Format  
Keep your answer concise and clear, as if the user were explaining the *task* to someone else in one sentence.  
Include key details like the app name, individual name, email address, search terms, item name, and title.

## Your Answer  
The user is trying to:

Figure 8: Prompt template for the Summarizer to generate high-level instruction  $\mathcal{T}^{high}$  based on the list of low-level instructions and the concatenated screenshot  $s_c$  .

### Prompt 3: Episode-Wise Summarization within Auto-Annotation-S

A user is performing a *task* on a mobile phone, progressing through multiple steps to complete the task.

Each step involves an interface shown in the provided screenshot, and a "User Action" performed to move on to the next step.

The "User Action" is provided in the context *Process*.

The *task* is not known. Now based on the *Process*, describe the mobile user's *task* when completing these actions.

## Process

{ converted action  $A_1$  }

{ converted action  $A_2$  }

...

{ converted action  $A_n$  }

## Answer Format

Keep your answer concise and clear, as if the user were explaining the *task* to someone else in one sentence.

Include key details like the app name, individual name, email address, search terms, item name, and title.

## Your Answer

The user is trying to:

Figure 9: Prompt template for the Summarizer to generate high-level instruction  $\mathcal{T}^{high}$  based on the list of converted actions and the concatenated screenshot  $s_c$ .

#### Prompt 4: High-Level Training for FedMobileAgent

You are a smartphone assistant tasked with helping users complete actions by interacting with apps. I will provide you with one screenshot, representing the UI state before an operation is performed.

For the screenshot, you need to identify and output a specific action required to complete the **User Instruction**.

### User Instruction ###  
{ high-level instruction  $\mathcal{T}^{high}$  }

### Response Requirements ###

For each screenshot, you need to decide just one action on the current screenshot.

You must choose one of the actions below:

1. **Click on button with the text " $\langle$ UI element text $\rangle$ "**

If the button has no text related, output "Click on the location  $\langle x,y \rangle$ ".

2. **Long press on button with the text " $\langle$ UI element text $\rangle$ "**

If the button has no text related, output "Long press on the location  $\langle x,y \rangle$ ".

3. **Type text: " $\langle$  input text  $\rangle$ "**

Type the  $\langle$ input text $\rangle$  in the current input field or search bar.

4. **Scroll  $\langle$ direction $\rangle$**

Scroll the UI element by  $\langle$ direction $\rangle$ .

If the current UI includes scrollers but lacks the necessary elements for the task, try scrolling down to reveal elements below or scrolling up to uncover elements above. Similarly, scroll right to reveal elements on the right or scroll left to uncover elements on the left.

5. **Return to the home page**

Return to the home page. If you want to exit an app, use this action.

6. **Go back to the previous page**

Go back to the previous page. If you need to return to the previous step or undo an action, use this action to navigate back.

7. **Open App:  $\langle$ app name $\rangle$**

If you wish to open an app, use this action to open  $\langle$ app name $\rangle$ .

8. **Wait for response**

Pause for a moment to allow any background processes to complete or for elements to load before proceeding with the next action.

9. **Check status:  $\langle$ successful/infeasible $\rangle$**

If you think all the requirements of the user's instruction have been completed successfully and no further operation is required, you can choose "successful" to terminate the operation process. If the task cannot be completed due to missing elements or any other issue, you can use "infeasible" to indicate that the action cannot be performed.

### Your Response ###

Figure 10: Prompt template for the high-level training of federated mobile agents within FedMobileAgent.

### Prompt 5: Low-Level Training for FedMobileAgent

You are a smartphone assistant tasked with helping users complete actions by interacting with apps. I will provide you with one screenshot, representing the UI state before an operation is performed.

For the screenshot, you need to identify and output a specific action required to complete the **User Instruction**.

The subordinate instruction for the current step is also provided as the **Subordinate Instruction**.

### User Instruction ###  
{ high-level instruction  $\mathcal{T}^{high}$  }

### Subordinate Instruction ###  
{ low-level instruction  $\mathcal{T}_i^{low}$  }

### Response Requirements ###

For each screenshot, you need to decide just one action on the current screenshot.

You must choose one of the actions below:

1. **Click on button with the text " $\langle$ UI element text $\rangle$ "**

If the button has no text related, output "Click on the location  $\langle x,y \rangle$ ".

2. **Long press on button with the text " $\langle$ UI element text $\rangle$ "**

If the button has no text related, output "Long press on the location  $\langle x,y \rangle$ ".

3. **Type text: " $\langle$ input text $\rangle$ "**

Type the  $\langle$ input text $\rangle$  in the current input field or search bar.

4. **Scroll  $\langle$ direction $\rangle$**

Scroll the UI element by  $\langle$ direction $\rangle$ .

If the current UI includes scrollers but lacks the necessary elements for the task, try scrolling down to reveal elements below or scrolling up to uncover elements above. Similarly, scroll right to reveal elements on the right or scroll left to uncover elements on the left.

5. **Return to the home page**

Return to the home page. If you want to exit an app, use this action.

6. **Go back to the previous page**

Go back to the previous page. If you need to return to the previous step or undo an action, use this action to navigate back.

7. **Open App:  $\langle$ app name $\rangle$**

If you wish to open an app, use this action to open  $\langle$ app name $\rangle$ .

8. **Wait for response**

Pause for a moment to allow any background processes to complete or for elements to load before proceeding with the next action.

9. **Check status:  $\langle$ successful/infeasible $\rangle$**

If you think all the requirements of the user's instruction have been completed successfully and no further operation is required, you can choose "successful" to terminate the operation process. If the task cannot be completed due to missing elements or any other issue, you can use "infeasible" to indicate that the action cannot be performed.

### Your Response ###