

An Efficient Quasi-Newton Method with Tensor Product Implementation for Solving Quasi-Linear Elliptic Equations and Systems

Wenrui Hao · Sun Lee · Xiangxiong Zhang

the date of receipt and acceptance should be inserted later

Abstract In this paper, we introduce a quasi-Newton method optimized for efficiently solving quasi-linear elliptic equations and systems, with a specific focus on GPU-based computation. By approximating the Jacobian matrix with a combination of linear Laplacian and simplified nonlinear terms, our method reduces the computational overhead typical of traditional Newton methods while handling the large, sparse matrices generated from discretized PDEs. We also provide a convergence analysis demonstrating local convergence to the exact solution under optimal choices for the regularization parameter, ensuring stability and efficiency in each iteration. Numerical experiments in two- and three-dimensional domains validate the proposed method's robustness and computational gains with tensor product implementation. This approach offers a promising pathway for accelerating quasi-linear elliptic equations and systems solvers, expanding the feasibility of complex simulations in physics, engineering, and other fields leveraging advanced hardware capabilities.

Keywords Quasi-Newton Method · Quasi-Linear Elliptic Equations and Systems · Tensor Product · Kronecker Product

Mathematics Subject Classification (2020) 65N35 · 90C53 · 35J62

1 Introduction

Numerical solutions of partial differential equations (PDEs) are central to modeling and simulating physical phenomena across a broad range of fields, including physics, engineering, and finance. The process of solving PDEs numerically involves discretizing the continuous domain and operators, transforming them into systems of algebraic equations that can be addressed computationally [11, 23]. Common discretization techniques, such as finite difference methods (FDM), finite element methods (FEM), and finite volume methods (FVM) [11, 20, 24], yield nonlinear systems that approximate the PDE solutions on a discrete set of points.

For quasi-linear elliptic PDEs, solving these nonlinear systems requires significant computational resources, particularly when iterative methods are employed to resolve large, sparse linear systems [4, 5, 25]. Newton's method and its variants are widely used to address these systems due to their local quadratic convergence properties [8, 15], but their computational cost can be prohibitive, especially for high-dimensional or complex nonlinear systems, due to the need for repeated linearizations and inversion of large Jacobian matrices [3, 9, 13, 21]. Quasi-Newton methods, which approximate the Jacobian matrix, have shown promise for reducing computational expense while maintaining convergence rates, particularly in high-dimensional or multi-physics applications [9, 12, 16, 18].

The computational burden of Newton-type methods is compounded in large-scale problems, where memory and processing requirements are substantial. Recent advances in computational hardware, especially the development of graphics processing units (GPUs), provide new opportunities for accelerating numerical computations using parallel processing on tensor structures [14, 17, 19]. Despite this, the need to repeatedly compute and invert large nonlinear Jacobians in Newton's method presents challenges for effective GPU parallelization.

Wenrui Hao

Department of Mathematics, The Pennsylvania State University, University Park, PA 16802, USA
E-mail: wxh64@psu.edu

Sun Lee

Department of Mathematics, The Pennsylvania State University, University Park, PA 16802, USA
E-mail: skl5876@psu.edu

Xiangxiong Zhang

Department of Mathematics, Purdue University, West Lafayette, IN 47907, USA
E-mail: zhan1966@purdue.edu

In this work, we propose an efficient quasi-Newton method tailored for quasi-linear elliptic equations that leverages GPU architectures and tensor product structures to enhance computational efficiency. Our approach approximates the Jacobian matrix by utilizing the linear Laplacian operator along with simplified representations of the nonlinear terms, effectively transforming the quasi-linear problem into a form more amenable to parallel computation and GPU acceleration.

The quasi-Newton method developed here is motivated by the observation that many discretization schemes lead to linear systems characterized by sparse matrices, where nonlinear terms can often be approximated by diagonal or block-diagonal matrices [13, 21]. Discretizing the equations using appropriate numerical methods leads to a nonlinear system

$$A_h U_h + N_h(U_h) = 0,$$

where A_h is the discretized Laplacian operator or linear operator, and N_h is the discretized nonlinear terms with numerical solution U_h . Traditional Newton's methods at each iteration a linear system involving the Jacobian matrix $J_h = A_h + N_u(U_h)$, where N_u is the Jacobian of the nonlinear term. Newton's method emphasize direct inversion of these operators J_h , which becomes computationally demanding as matrix size and complexity increase. Our quasi-Newton approach incorporates a scaled identity matrix as a proxy for the nonlinear terms in the Jacobian

$$[A_h + \beta I]^{-1} \approx [A_h + N_u]^{-1},$$

thereby simplifying the inversion process and enabling more efficient computation. This approach also ensures convergence with proper assumptions, as discussed in §4.

The primary reason for the reduction in computational effort is that we only need to compute the diagonalization of matrix A_h once, and then we can reuse them repeatedly. If we can express A_h in its diagonalized form as $A_h = T \Lambda T^{-1}$, where T contains the eigenvectors and Λ is the diagonal matrix of eigenvalues, then it follows that

$$A_h + \beta I = T(\Lambda + \beta)T^{-1}.$$

To obtain the inverse of $A_h + \beta I$, we need only compute the inverse of the diagonal matrix $\Lambda + \beta I$, which is simple since it involves inverting the diagonal entries. Moreover, during the quasi-Newton process, we only update β , so at each iterations, we simply compute the inverse of the diagonal matrix $\Lambda + \beta I$.

An additional reason for the efficiency of our approach lies in the ability to exploit the structure of tensor products and Kronecker products. This allows us to compute the inverse of matrices like $T(\Lambda + \beta I)T^{-1}$ even more efficiently by leveraging properties of these products to avoid full matrix inversion. Specifically, the Kronecker product structure lets us perform on smaller matrices, significantly reducing the computational, memory cost and making the method more amenable to GPU acceleration. Specifically, when A_h arises from discretizations on tensor-product grids, it can often be expressed as a sum of Kronecker products of smaller matrices. For example, in two dimensions, the matrix A_h can be written as

$$A_h = I_y \otimes A_x + A_y \otimes I_x,$$

where A_x and A_y are one-dimensional discretization matrices, and I_x, I_y are identity matrices of appropriate sizes with the Kronecker product \otimes . By diagonalizing the smaller matrices A_x and A_y , say

$$A_x = T_x \Lambda_x T_x^{-1}, \quad A_y = T_y \Lambda_y T_y^{-1},$$

we can express A_h using the properties of Kronecker products:

$$\begin{aligned} A_h + \beta I &= (I_y \otimes A_x) + (A_y \otimes I_x) + \beta(I_y \otimes I_x) \\ &= (T_y \otimes T_x) (I_y \otimes \Lambda_x + \Lambda_y \otimes I_x + \beta I_y \otimes I_x) (T_y^{-1} \otimes T_x^{-1}). \end{aligned}$$

The matrix inside the parentheses is diagonal matrix, and its inverse involves only element-wise inverse:

$$[A_h + \beta I]^{-1} = (T_y \otimes T_x) (I_y \otimes (\Lambda_x + \beta I) + (\Lambda_y + \beta I) \otimes I_x)^{-1} (T_y^{-1} \otimes T_x^{-1}). \quad (1)$$

Since A_x and A_y are diagonal matrices, the inverse in (1) reduces to element-wise inversion, which can be performed efficiently. This exploitation of the tensor and Kronecker product structures significantly reduces computational cost and is highly amenable to parallelization on GPUs.

In this paper, our primary objective is to harness the computational power of modern GPUs using a minimalist MATLAB implementation, originally developed by [14]. The code from [14] is both simple and efficient, making it an ideal foundation for our work. To adapt this code to our problem, we reformulated our setting using tensor products. The main challenge arose due to the presence of a nonlinear term, which precluded the direct application of the existing method. However, our new method, quasi-Newton method, overcomes this obstacle by approximating the nonlinear term with a simple identity matrix scaled by a constant multiplier.

The proposed quasi-Newton method is compatible with various discretization techniques and problem dimensions. In this paper, we apply the Spectral Element Method (SEM) to two- and three-dimensional problems. While both

SEM and the Finite Difference Method (FDM) are well-suited for GPU acceleration, SEM is emphasized here due to its greater accuracy and complexity. The differences in implementation for FDM are relatively straightforward.

We organize the paper as follows: In §2, we introduce the problem setup and basic assumptions. In §3, we describe the spectral element method in two and three dimensions. We introduce the quasi-Newton method in §4 and discuss its implementation. Convergence proofs under specific assumptions are provided in §5. Finally, in §6, we demonstrate the performance of our method on several numerical examples.

2 Model Problem

We consider the following quasi-linear elliptic equation defined in a bounded rectangular domain $\Omega \subset \mathbb{R}^d$:

$$-\Delta u + \lambda u + f(x, u) = 0, \quad \text{in } \Omega \text{ and } \alpha \frac{\partial u}{\partial \mathbf{n}} + \beta u = \gamma, \quad \text{on } \partial\Omega. \quad (2)$$

Here, Δ denotes the Laplacian operator, $\lambda \in \mathbb{R}$ is a constant parameter, $u : \Omega \rightarrow \mathbb{R}$ is the unknown function to be determined, and $f : \Omega \times \mathbb{R} \rightarrow \mathbb{R}$ is a given nonlinear function. The symbol $\partial u / \partial \mathbf{n}$ represents the normal derivative of u on the boundary $\partial\Omega$, with \mathbf{n} being the outward unit normal vector. We have Dirichlet boundary conditions if $\alpha = 0$ and Neumann boundary conditions if $\beta = 0$.

Eq. (2) models a variety of physical phenomena, including steady-state heat conduction, electrostatics, and diffusion processes with reaction terms [7, 10, 22]. The presence of the nonlinear function $f(x, u)$ introduces additional complexity, necessitating advanced numerical methods for its solution.

3 Numerical Discretization

In this section, we describe two discretization methods with tensor product structures that result in a more efficient computational implementation. In this case, the proposed Quasi-Newton Method with this particular structure shows efficiency with GPU implementation.

3.1 Spectral Element Method in 2D

We consider the spectral element method on a rectangular mesh with continuous piecewise Q^k polynomial basis functions in [14]. This involves the tensor product of piecewise polynomials of degree k , utilizing $(k + 1)$ -point Gauss-Lobatto quadrature on rectangular meshes. In a two-dimensional element, the basis functions are products of one-dimensional piecewise polynomials of degree k , and all integrals are approximated using Gauss points. For a rectangular mesh using the Q^k basis, let (x_i, y_j) denote all the nodal points, where $i = 1, \dots, N_x$ and $j = 1, \dots, N_y$.

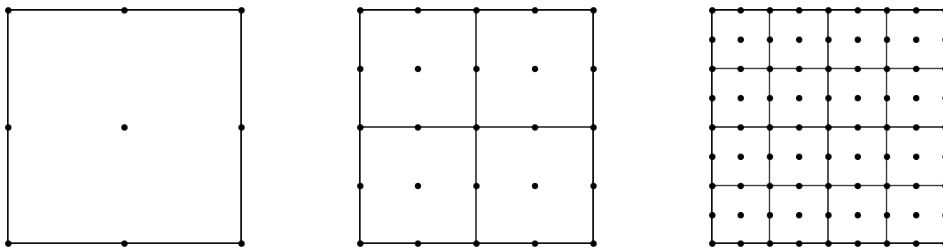


Fig. 1 Examples of square domain Q^2 elements. Rectangles represent the meshes, and dots are the Gauss points within the rectangles. From left to right, the meshes have sizes 1×1 , 2×2 , and 4×4 , each with 3×3 Gauss points inside. The corresponding values are $N_x = N_y = 3, 5, 9$, respectively, and the degrees of freedom are $N_x \times N_y$.

The finite-dimensional approximation space V^h is defined as

$$V^h = \text{span} \{ \psi_i(x) \psi_j(y) \mid i = 1, \dots, N_x; j = 1, \dots, N_y \},$$

where $\psi_i(x)$ is the i -th Lagrangian piecewise polynomial of degree k in the x -direction, associated with the nodal point x_i . Similarly, $\psi_j(y)$ is the j -th Lagrangian piecewise polynomial of degree k defined in the y -direction.

The approximate solution $u_h(x, y) \in V^h$ can be expressed as

$$u_h(x, y) = \sum_{i=1}^{N_x} \sum_{j=1}^{N_y} u_{i,j} \psi_i(x) \psi_j(y),$$

where $u_{i,j} = u_h(x_i, y_j)$ due to the interpolation property of the Lagrangian basis functions.

The weak formulation of our PDE is: find $u_h \in V^h$ such that

$$\int_{\Omega} \nabla u_h \cdot \nabla v_h \, dx \, dy + \lambda \int_{\Omega} u_h v_h \, dx \, dy + \int_{\Omega} f(x, y, u_h) v_h \, dx \, dy = 0, \quad \forall v_h \in V^h. \quad (3)$$

The integrals are approximated numerically using Gauss quadrature at the Gauss points (x_i, y_j) . We define the stiffness and mass matrices in the x - and y -directions as

$$(S_x)_{i,j} = \int \frac{d\psi_i(x)}{dx} \frac{d\psi_j(x)}{dx} \, dx, \quad (M_x)_{i,j} = \int \psi_i(x) \psi_j(x) \, dx, \quad (4)$$

$$(S_y)_{i,j} = \int \frac{d\psi_i(y)}{dy} \frac{d\psi_j(y)}{dy} \, dy, \quad (M_y)_{i,j} = \int \psi_i(y) \psi_j(y) \, dy, \quad (5)$$

for $i, j = 1, \dots, N_x$ or N_y , respectively.

The discrete system can then be formulated as

$$S_x U_h M_y^\top + M_x U_h S_y^\top + \lambda M_x U_h M_y^\top + M_x F_h M_y^\top = 0, \quad (6)$$

where U_h and F_h are matrices of size $N_x \times N_y$ defined by

$$U_h = [u_{i,j}], \quad F_h = [f(x_i, y_j, u_{i,j})].$$

To vectorize the system, we utilize the Kronecker product \otimes and the property of the vectorization operator $\text{vec}(\cdot)$:

$$\text{vec}(AXB^\top) = (B \otimes A) \text{vec}(X), \quad (7)$$

for any given A, B , and X are matrices of compatible dimensions.

Applying this property to Eq. (6), we obtain

$$(M_y \otimes S_x + S_y \otimes M_x + \lambda M_y \otimes M_x) \text{vec}(U_h) + (M_y \otimes M_x) \text{vec}(F_h) = 0. \quad (8)$$

Multiplying both sides by $(M_y \otimes M_x)^{-1}$ the system simplifies to

$$(I_{N_y} \otimes H_x + H_y \otimes I_{N_x} + \lambda I_{N_y} \otimes I_{N_x}) \text{vec}(U_h) + \text{vec}(F_h) = 0, \quad (9)$$

where

$$H_x = M_x^{-1} S_x, \quad H_y = M_y^{-1} S_y,$$

and I_{N_x}, I_{N_y} are identity matrices of sizes N_x and N_y , respectively.

Eq. (9) represents the final form of the discretized system, suitable for numerical solution.

3.1.1 Spectral Element Method in 3D

Extending the spectral element method to three-dimensional rectangular meshes involves a similar discretization using the Q^l basis. Let (x_i, y_j, z_k) denote all the nodal points, where $i = 1, \dots, N_x$; $j = 1, \dots, N_y$; and $k = 1, \dots, N_z$. The finite-dimensional approximation space V^h is defined as

$$V^h = \text{span} \{ \psi_i(x) \psi_j(y) \psi_k(z) \mid i = 1, \dots, N_x; j = 1, \dots, N_y; k = 1, \dots, N_z \},$$

where $\psi_i(x)$, $\psi_j(y)$, and $\psi_k(z)$ are the i -th, j -th, and k -th Lagrangian piecewise polynomials of degree l in the x -, y -, and z -directions, respectively, associated with the nodal points x_i , y_j , and z_k .

The approximate solution $u_h(x, y, z) \in V^h$ can be expressed as

$$u_h(x, y, z) = \sum_{i=1}^{N_x} \sum_{j=1}^{N_y} \sum_{k=1}^{N_z} u_{i,j,k} \psi_i(x) \psi_j(y) \psi_k(z),$$

where $u_{i,j,k} = u_h(x_i, y_j, z_k)$ due to the interpolation property of the Lagrangian basis functions.

The weak formulation of our PDE remains analogous to the 2D case described in Equation (3), adjusted for three dimensions. Specifically, find $u_h \in V^h$ such that

$$\int_{\Omega} \nabla u_h \cdot \nabla v_h \, dx \, dy \, dz + \lambda \int_{\Omega} u_h v_h \, dx \, dy \, dz + \int_{\Omega} f(x, y, z, u_h) v_h \, dx \, dy \, dz = 0, \quad \forall v_h \in V^h. \quad (10)$$

The integrals are approximated numerically using Gauss quadrature at the Gauss points (x_i, y_j, z_k) . We define the stiffness and mass matrices in the x -, y -, and z -directions as

$$(S_x)_{i,l} = \int \frac{d\psi_i(x)}{dx} \frac{d\psi_l(x)}{dx} dx, \quad (M_x)_{i,l} = \int \psi_i(x)\psi_l(x) dx, \quad (11)$$

$$(S_y)_{j,m} = \int \frac{d\psi_j(y)}{dy} \frac{d\psi_m(y)}{dy} dy, \quad (M_y)_{j,m} = \int \psi_j(y)\psi_m(y) dy, \quad (12)$$

$$(S_z)_{k,n} = \int \frac{d\psi_k(z)}{dz} \frac{d\psi_n(z)}{dz} dz, \quad (M_z)_{k,n} = \int \psi_k(z)\psi_n(z) dz, \quad (13)$$

for $i, l = 1, \dots, N_x$; $j, m = 1, \dots, N_y$; and $k, n = 1, \dots, N_z$.

Define U_h and F_h as tensors:

$$U_h = [u_{i,j,k}], \quad F_h = [f(x_i, y_j, z_k, u_{i,j,k})].$$

We obtain the vectorized form from Eq. (10) by similar computation as 2D:

$$(M_z \otimes M_y \otimes S_x + M_z \otimes S_y \otimes M_x + S_z \otimes M_y \otimes M_x + \lambda M_z \otimes M_y \otimes M_x) \text{vec}(U_h) + (M_z \otimes M_y \otimes M_x) \text{vec}(F_h) = 0. \quad (14)$$

Multiplying both sides by $(M_z \otimes M_y \otimes M_x)^{-1}$, and defining

$$H_x = M_x^{-1} S_x, \quad H_y = M_y^{-1} S_y, \quad H_z = M_z^{-1} S_z,$$

we simplify the system to

$$(I_{N_z} \otimes I_{N_y} \otimes H_x + I_{N_z} \otimes H_y \otimes I_{N_x} + H_z \otimes I_{N_y} \otimes I_{N_x} + \lambda I_{N_z} \otimes I_{N_y} \otimes I_{N_x}) \text{vec}(U_h) + \text{vec}(F_h) = 0, \quad (15)$$

where I_{N_x} , I_{N_y} , and I_{N_z} are identity matrices of sizes N_x , N_y , and N_z , respectively. Eq. (15) represents the final form of the discretized system in three dimensions.

3.2 Finite Difference Method

To solve Eq. (2), we employ the finite difference method (FDM) on a uniform grid. The computational domain Ω is discretized into n_x grid points along the x -axis and n_y grid points along the y -axis. The grid spacings are defined as $h_x = \frac{1}{n_x-1}$ and $h_y = \frac{1}{n_y-1}$, with grid points located at

$$x_i = ih_x, \quad i = 0, 1, \dots, n_x, \quad \text{and} \quad y_j = jh_y, \quad j = 0, 1, \dots, n_y, \quad \text{when} \quad \Omega = (0, 1) \times (0, 1).$$

The numerical solution is denoted by $(U_h)_{i,j} = u_h(x_i, y_j) \approx u(x_i, y_j)$ at each grid point (x_i, y_j) .

To approximate the second-order derivatives in Eq. (2), we use the central difference scheme. Then the discretized nonlinear equation at each interior grid point becomes

$$-\left(\frac{(U_h)_{i+1,j} - 2(U_h)_{i,j} + (U_h)_{i-1,j}}{h_x^2} + \frac{(U_h)_{i,j+1} - 2(U_h)_{i,j} + (U_h)_{i,j-1}}{h_y^2} \right) + \lambda(U_h)_{i,j} + f(x_i, y_j, (U_h)_{i,j}) = 0. \quad (16)$$

We define the following matrix notations:

- Solution matrix $U_h \in \mathbb{R}^{n_x \times n_y}$, where $(U_h)_{i,j} = u_h(x_i, y_j)$,
- Nonlinear matrix $F_h \in \mathbb{R}^{n_x \times n_y}$, where $(F_h)_{i,j} = f(x_i, y_j, (U_h)_{i,j})$,
- Mass matrices $M_x = I_{n_x}$, $M_y = I_{n_y}$, where I_n is the identity matrix of size $n \times n$,
- Stiffness matrices $S_x \in \mathbb{R}^{n_x \times n_x}$ and $S_y \in \mathbb{R}^{n_y \times n_y}$, defined as tridiagonal matrices with entries

$$S_x = \frac{1}{h_x^2} \begin{bmatrix} 2 & -1 & & & \\ -1 & 2 & -1 & & \\ & \ddots & \ddots & \ddots & \\ & & -1 & 2 & -1 \\ & & & -1 & 2 \end{bmatrix} \quad \text{and} \quad S_y = \frac{1}{h_y^2} \begin{bmatrix} 2 & -1 & & & \\ -1 & 2 & -1 & & \\ & \ddots & \ddots & \ddots & \\ & & -1 & 2 & -1 \\ & & & -1 & 2 \end{bmatrix}. \quad (17)$$

The boundary conditions can be incorporated by modifying the stiffness matrices and the right-hand side appropriately. The discretized system can be compactly written as

$$S_x U_h M_y^\top + M_x U_h S_y^\top + \lambda M_x U_h M_y^\top + M_x F_h M_y^\top = 0. \quad (18)$$

Alternatively, the system can be vectorized using the Kronecker product \otimes and the $\text{vec}(\cdot)$ operator:

$$(M_y \otimes S_x + S_y \otimes M_x + \lambda M_y \otimes M_x) \text{vec}(U_h) + (M_y \otimes M_x) \text{vec}(F_h) = 0. \quad (19)$$

Multiplying both sides by $(M_y \otimes M_x)^{-1}$ and defining $H_x = M_x^{-1}S_x$, $H_y = M_y^{-1}S_y$, we obtain

$$(I_{n_y} \otimes H_x + H_y \otimes I_{n_x} + \lambda I_{n_y} \otimes I_{n_x}) \text{vec}(U_h) + \text{vec}(F_h) = 0, \quad (20)$$

where I_{n_x} and I_{n_y} are identity matrices of sizes $n_x \times n_x$ and $n_y \times n_y$, respectively.

Equation (20) represents the final form of the discretized nonlinear system, suitable for numerical solutions using iterative methods designed for large sparse systems. We can also do similar computations for 3D cases and the result will be similar to Eq. (15).

For 3D case, we can get the system as

$$(I_{n_z} \otimes I_{n_y} \otimes H_x + I_{n_z} \otimes H_y \otimes I_{n_x} + H_z \otimes I_{n_y} \otimes I_{n_x} + \lambda I_{n_z} \otimes I_{n_y} \otimes I_{n_x}) \text{vec}(U_h) + \text{vec}(F_h) = 0, \quad (21)$$

where I_{n_x} , I_{n_y} , and I_{n_z} are identity matrices of sizes n_x , n_y , and n_z , respectively with

$$H_x = S_x, \quad H_y = S_y, \quad H_z = S_z.$$

Remark that we know the S_x, S_y and S_z as

$$S_x = \frac{1}{h_x^2} \begin{bmatrix} 2 & -1 & & \\ \cdot & \cdot & \cdot & \\ & & & -1 & 2 \end{bmatrix}, \quad S_y = \frac{1}{h_y^2} \begin{bmatrix} 2 & -1 & & \\ \cdot & \cdot & \cdot & \\ & & & -1 & 2 \end{bmatrix} \quad \text{and} \quad S_z = \frac{1}{h_z^2} \begin{bmatrix} 2 & -1 & & \\ \cdot & \cdot & \cdot & \\ & & & -1 & 2 \end{bmatrix}.$$

4 The Quasi-Newton Method

In this section, we introduce the Quasi-Newton method. We modify the nonlinear term by replacing it with $\beta_n I$, where I is the identity matrix and β_n is a constant. This modification allows us to fully exploit the structure of tensor products and Kronecker products. The primary reason for the increased computational efficiency of this approach is discussed in § 4.1.

We rewrite the discretized nonlinear system as follows:

$$F^h(U_h) = A_h U_h + N_h(\vec{x}, U_h), \quad (22)$$

where A_h is a matrix that describes linear operator, $N_h(\vec{x}, U_h)$ represents the nonlinear component, and U_h is the numerical solution. From now on U_h is the vectorization of the solution matrix $(U_h)_{i,j}$ or tensor $(U_h)_{i,j,k}$, and $N_h(\vec{x}, U_h) = \text{vec}([f(x_i, y_j, (U_h)_{i,j})])$ in 2D or $N_h(\vec{x}, U_h) = \text{vec}([f(x_i, y_j, z_k, (U_h)_{i,j,k})])$ in 3D is the vectorization of the nonlinear function evaluated at each grid point as in §3. The matrix A_h is given by

$$A_h = I_y \otimes H_x + H_y \otimes I_x + \lambda I_y \otimes I_x \quad \text{in the 2D case} \quad (23)$$

and

$$A_h = I_z \otimes I_y \otimes H_x + I_z \otimes H_y \otimes I_x + H_z \otimes I_y \otimes I_x + \lambda I_z \otimes I_y \otimes I_x \quad \text{in the 3D case} \quad (24)$$

Newton's method for solving Eq. (22) reads as

$$U_{n+1} = U_n - [DF^h(U_n)]^{-1} F^h(U_n), \quad (25)$$

where $DF^h(\cdot) = A_h + (N_h)_U(\cdot)$ is the Jacobian matrix of F^h . See [26, Theorem 8] for convergence of Newton's method using Q^2 spectral element method and second order finite difference for a quasi-linear PDE.

The computational bottleneck in Newton's method is the inversion of the Jacobian matrix at each iteration. To take advantage of tensor product structure, we approximate the Jacobian matrix and define the quasi-Newton method as:

$$U_{n+1} = U_n - [A_h + \beta_n I]^{-1} F^h(U_n), \quad (26)$$

where I is the identity matrix, and $A_h + \beta_n I$ serves as an approximation to the Jacobian $DF^h(u_n)$ by choosing

$$\beta_n = \frac{\lambda_{\max}((N_h)_U) + \lambda_{\min}((N_h)_U)}{2}.$$

4.1 Implementation with tensor product

We illustrate the procedure of computing the inverse $A_h + \beta_n I$ with the tensor product, namely,

$$(I_y \otimes H_x + H_y \otimes I_x + (\lambda + \beta_n)I_y \otimes I_x) \text{vec}(U) = \text{vec}(F^h(U_n)), \quad (27)$$

By utilizing the diagonalizations of H_x and H_y as in [14], §4.2, we have

$$H_x = T_x \Lambda_x T_x^{-1}, \quad H_y = T_y \Lambda_y T_y^{-1}.$$

Thus Equation (27) becomes

$$(T_y \otimes T_x) (I_y \otimes \Lambda_x + \Lambda_y \otimes I_x + (\lambda + \beta_n)I_y \otimes I_x) (T_y^{-1} \otimes T_x^{-1}) \text{vec}(U) = \text{vec}(F^h(U_n)).$$

Multiplying both sides by $(T_y^{-1} \otimes T_x^{-1})$, we obtain

$$(I_y \otimes \Lambda_x + \Lambda_y \otimes I_x + (\lambda + \beta_n)I_y \otimes I_x) \text{vec}(T_x^{-1} U T_y^{-\top}) = \text{vec}(T_x^{-1} F^h(U_n) T_y^{-\top}).$$

Since $I_y \otimes \Lambda_x + \Lambda_y \otimes I_x + \lambda I_y \otimes I_x$ is diagonal, its inverse is straightforward to compute element-wise. Therefore, the solution U can be expressed as

$$U = T_x \left((T_x^{-1} F^h(U_n) T_y^{-\top}) \oslash ((\Lambda_x)_{i,i} + (\Lambda_y)_{j,j} + \lambda + \beta_n) \right) T_y^{\top}, \quad (28)$$

where \oslash denotes element-wise division. This technique can be extended to three dimensions, which significantly improves computational speed as the dimensionality of the domain increases [14].

The primary reason for the reduction in computational time is that we do not need to compute the matrix inverse at every iteration, we only need to compute the inverse once. The commutativity between A_h and I allows us to diagonalize the matrices, enabling us to compute the inverse efficiently. Specifically, once the matrices are diagonalized, the inverse computation reduces to inverting diagonal matrices, which is straightforward.

Moreover, this approach is faster than performing full matrix multiplication because we are operating on significantly smaller matrices. After diagonalization, we only need to perform element-wise division, which is computationally inexpensive compared to matrix inversion or multiplication.

By leveraging the diagonalization and commutativity of the matrices, we significantly reduce the computational cost, thereby improving the overall efficiency of the method.

4.2 Diagonalization of Matrices

We observe that the mass matrix M_x is diagonal with positive weights, hence it is positive definite. We can express the matrix H_x as:

$$H_x = M_x^{-1} S_x = M_x^{-1/2} \left(M_x^{-1/2} S_x M_x^{-1/2} \right) M_x^{1/2}.$$

Since $M_x^{-1/2} S_x M_x^{-1/2}$ is symmetric, it can be diagonalized:

$$M_x^{-1/2} S_x M_x^{-1/2} = \tilde{T}_x \Lambda_x \tilde{T}_x^{-1},$$

where \tilde{T}_x is the matrix of eigenvectors and Λ_x is the diagonal matrix of eigenvalues.

Defining

$$T_x = M_x^{-1/2} \tilde{T}_x,$$

we can write

$$H_x = M_x^{-1} S_x = T_x \Lambda_x T_x^{-1}.$$

Thus, H_x is diagonalizable.

4.3 Extend to nonlinear systems of differential equations

When dealing with systems of differential equations, we may need to compute the eigenvalues of non-diagonal matrices. In this sub-section, we consider the following system of two differential equations which can be applied to n equations straightforwardly:

$$\begin{cases} -\Delta u + \lambda_1 u + f(x, u, v) = 0, & \text{in } \Omega \text{ and } \alpha_1 \frac{\partial u}{\partial n} + \beta_1 u = \gamma_1, & \text{on } \partial\Omega, \\ -\Delta v + \lambda_2 v + g(x, u, v) = 0, & \text{in } \Omega \text{ and } \alpha_2 \frac{\partial v}{\partial n} + \beta_2 v = \gamma_2, & \text{on } \partial\Omega. \end{cases} \quad (29)$$

Then the discretized system is written as

$$F^h(U, V) = \begin{bmatrix} A_1^h & 0 \\ 0 & A_2^h \end{bmatrix} (U, V)^\top + N_h(\vec{x}, U, V) \quad (30)$$

where

$$\begin{cases} A_1^h = I_y \otimes H_x + H_y \otimes I_x + \lambda_1 I_y \otimes I_x, \\ A_2^h = I_y \otimes H_x + H_y \otimes I_x + \lambda_2 I_y \otimes I_x, \end{cases} \quad \text{in the 2D case}$$

and

$$\begin{cases} N_1 = \text{vec}([f(x_i, y_j, U_{i,j}, V_{i,j})]), \\ N_2 = \text{vec}([g(x_i, y_j, U_{i,j}, V_{i,j})]), \end{cases} \quad \text{in the 2D case.}$$

Next, we compute the eigenvalue of the following block matrix:

$$DN_h = \begin{bmatrix} (N_1)_U & (N_1)_V \\ (N_2)_U & (N_2)_V \end{bmatrix}.$$

where, in our specific case, $(N_1)_U, (N_1)_V, (N_2)_U,$ and $(N_2)_V$ are diagonal matrices.

To compute the eigenvalues λ of DN_h , we have

$$\det(DN_h - \lambda I) = \det(((N_1)_U - \lambda I)((N_2)_V - \lambda I) - (N_1)_V(N_2)_U).$$

Since $(N_1)_U, (N_1)_V, (N_2)_U,$ and $(N_2)_V$ are diagonal matrices, their products and differences remain diagonal, and thus the determinant simplifies to:

$$\det(DN_h - \lambda I) = \prod_{i=1}^n (((N_1)_U)_{i,i} - \lambda)((N_2)_V)_{i,i} - \lambda - ((N_1)_V)_{i,i}((N_2)_U)_{i,i}.$$

To compute the eigenvalues λ , we solve the quadratic equations:

$$(((N_1)_U)_{i,i} - \lambda)((N_2)_V)_{i,i} - \lambda - ((N_1)_V)_{i,i}((N_2)_U)_{i,i} = 0, \quad \text{for } i = 1, 2, \dots, n. \quad (31)$$

Thus we have:

$$\lambda_i = \frac{((N_1)_U)_{i,i} + ((N_2)_V)_{i,i} \pm \sqrt{(((N_1)_U)_{i,i} - ((N_2)_V)_{i,i})^2 + 4((N_1)_V)_{i,i}((N_2)_U)_{i,i}}}{2}, \quad \text{for } i = 1, 2, \dots, n. \quad (32)$$

Thus, even when dealing with a system of equations where the nonlinear term leads to a non-diagonal N , we can compute the eigenvalues by using the block matrix DN_h and solving for λ using the determinant of $DN_h - \lambda I$. This allows us to proceed with the optimization of β in our method, ensuring convergence and efficiency.

4.4 Eigenvalue Problem

We consider the eigenvalue problem:

$$\begin{cases} -\Delta u + f(u) = \lambda u, & \text{in } \Omega, \\ \partial_n u = 0, & \text{on } \partial\Omega, \end{cases} \quad (33)$$

where both the eigenfunction u and the eigenvalue λ are unknown. Direct application of Newton's method is not straightforward in this setting due to the presence of the unknown parameter λ . To address this issue, we employ an iterative approach by expressing λ in terms of u :

$$\lambda = \frac{\int_{\Omega} (-\Delta u + f(u))u}{\int_{\Omega} (u)(u)},$$

and substituting this expression back into equation (33). This reformulation allows us to apply Newton's method to solve for u while updating λ accordingly. Furthermore, in § 6.3.2, we include a normalization step for u ; after each application of Quasi-Newton's method, we normalize u to control its magnitude. More precisely, we define the discrete nonlinear operator $F^h(U_h)$ as

$$F^h(U_h) = A_h U_h + N_h(U_h),$$

where U_h is the discrete solution vector, and the matrices A_h and $N_h(U_h)$ are defined as follows.

In the two-dimensional case, the matrix A_h is given by

$$A_h = I_y \otimes H_x + H_y \otimes I_x,$$

where H_x and H_y are discretization matrices in the x - and y -directions, respectively. The nonlinear term $N_h(U_h)$ is defined as

$$N_h(U_h) = \text{vec} \left(f(U_h) - \frac{\langle A_h U_h + f(U_h), U_h \rangle}{\langle U_h, U_h \rangle} U_h \right),$$

with $\langle U_h^1, U_h^2 \rangle = \text{vec}(U_h^1)^\top (M_z \otimes M_y \otimes M_x) \text{vec}(U_h^2)$ for 3D. The iterative scheme is given by

$$\tilde{U}_{n+1} = U_n - [A_h + \beta_n I]^{-1} F^h(U_n), \quad (34)$$

followed by the normalization

$$U_{n+1} = \frac{\tilde{U}_{n+1}}{\|\tilde{U}_{n+1}\|} = \frac{\tilde{U}_{n+1}}{\sqrt{\langle \tilde{U}_{n+1}, \tilde{U}_{n+1} \rangle}}. \quad (35)$$

We repeat the iterative steps defined by Eq. (34), (35) until the residual $F^h(U_n)$ is sufficiently small. The results obtained using this method are presented in § 6.3.2.

5 Convergence Analysis

Theorem 1 *Let $F^h(U) = A_h U + N_h(\vec{x}, U)$, where A is a symmetric positive definite (SPD) matrix, and $(N_h)_U$ denotes the Jacobian of N_h with respect to U . Suppose that $(N_h)_U$ is SPD near the solution U^* (U^* be the exact solution satisfying $F^h(U^*) = 0$). Then, the iterative scheme*

$$U_{n+1} = U_n - [A_h + \beta_n I]^{-1} F^h(U_n), \quad (36)$$

will converge locally to U^* when

$$\beta_n = \frac{\lambda_{\max}((N_h)_U) + \lambda_{\min}((N_h)_U)}{2}, \quad (37)$$

where $\lambda_{\max}((N_h)_U)$ and $\lambda_{\min}((N_h)_U)$ are the maximum and minimum eigenvalues of $(N_h)_U$ near U^* .

Proof By defining the error at iteration n as $e_n = U^* - U_n$, we obtain:

$$e_{n+1} = e_n + [A_h + \beta_n I]^{-1} F^h(U_n). \quad (38)$$

Using a Taylor expansion of $F^h(U)$ at U^* , we get:

$$F^h(U_n) = -DF^h(U^*)e_n + R_n, \quad (39)$$

where $R_n = O(\|e_n\|^2)$ represents the higher-order remainder terms.

Substituting Equation (39) into Equation (38), we have:

$$\begin{aligned} e_{n+1} &= e_n - [A_h + \beta_n I]^{-1} (DF^h(U^*)e_n + R_n) \\ &= (I - [A_h + \beta_n I]^{-1} DF^h(U^*)) e_n - [A_h + \beta_n I]^{-1} R_n. \end{aligned} \quad (40)$$

Taking norms on both sides of Equation (40), we obtain:

$$\|e_{n+1}\| \leq \|I - [A_h + \beta_n I]^{-1} DF^h(U^*)\| \|e_n\| + \|[A_h + \beta_n I]^{-1}\| \|R_n\|. \quad (41)$$

Since $R_n = O(\|e_n\|^2)$ represents the higher-order remainder terms, there exists a constant $\tau > 0$ such that $\|R_n\| \leq \tau \|e_n\|^2$ when $\|e_n\|$ is sufficiently small. Therefore, Equation (41) becomes:

$$\|e_{n+1}\| \leq (\|I - [A_h + \beta_n I]^{-1} DF^h(U^*)\| + \tau \|[A_h + \beta_n I]^{-1}\| \|e_n\|) \|e_n\|. \quad (42)$$

Next, we will prove

$$\rho(I - [A_h + \beta_n I]^{-1} DF^h(U^*)) < 1, \quad (43)$$

where $\rho(\cdot)$ denotes the spectral radius of a matrix.

The Jacobian matrix $DF^h(U^*)$ is the sum of two matrices:

By denoting $DF^h(U_n) = A_h + (N_h)_U$, we have

$$I - [A_h + \beta I]^{-1}(A_h + (N_h)_U) = [A_h + \beta I]^{-1}(\beta I - (N_h)_U).$$

Moreover, we have

$$\|[A_h + \beta I]^{-1}(\beta I - (N_h)_U)\| \leq \|[A_h + \beta I]^{-1}\| \|\beta I - (N_h)_U\|.$$

Let $\Lambda(A_h)$ and $\Lambda((N_h)_U)$ denote the spectra (sets of eigenvalues) of A_h and $(N_h)_U$, respectively.

Since $A_h + \beta I$ is invertible for $\beta > -\lambda_{\min}(A_h)$, where $\lambda_{\min}(A_h)$ is the smallest eigenvalue of A_h , we have:

$$\|[A_h + \beta I]^{-1}\| = \frac{1}{\min_{\lambda \in \Lambda(A_h)} |\lambda + \beta|}.$$

Since

$$\|\beta I - (N_h)_U\| = \max_{\mu \in \Lambda((N_h)_U)} |\beta - \mu|,$$

we obtain:

$$\|[A_h + \beta I]^{-1}(\beta I - (N_h)_U)\| \leq \frac{\max_{\mu \in \Lambda((N_h)_U)} |\beta - \mu|}{\min_{\lambda \in \Lambda(A_h)} |\lambda + \beta|}. \quad (44)$$

By choosing

$$\beta^* = \frac{\lambda_{\min}((N_h)_U) + \lambda_{\max}((N_h)_U)}{2},$$

we have:

$$\begin{aligned} \max_{\mu \in \Lambda((N_h)_U)} |\beta^* - \mu| &= -\lambda_{\min}((N_h)_U) + \frac{\lambda_{\max}((N_h)_U) + \lambda_{\min}((N_h)_U)}{2}, \\ \min_{\lambda \in \Lambda(A_h)} |\lambda + \beta^*| &= \lambda_{\min}(A_h) + \beta^* = \lambda_{\min}(A_h) + \frac{\lambda_{\min}((N_h)_U) + \lambda_{\max}((N_h)_U)}{2}. \end{aligned}$$

Since $\beta^* > 0$ (because $(N_h)_U$ is SPD near U^*), we ensure that:

$$\frac{\max_{\mu \in \Lambda((N_h)_U)} |\beta^* - \mu|}{\min_{\lambda \in \Lambda(A_h)} |\lambda + \beta^*|} = \frac{-\lambda_{\min}((N_h)_U) + \frac{\lambda_{\max}((N_h)_U) + \lambda_{\min}((N_h)_U)}{2}}{\lambda_{\min}(A_h) + \frac{\lambda_{\min}((N_h)_U) + \lambda_{\max}((N_h)_U)}{2}} < 1.$$

Since $\lambda_{\min}(A_h) > 0$ (because A_h is SPD), $\lambda_{\min}((N_h)_U) > -\lambda_{\min}(A_h)$, the inequality is satisfied. Therefore, choosing $\beta = \frac{\lambda_{\min}((N_h)_U) + \lambda_{\max}((N_h)_U)}{2}$ ensures that $\rho(I - [A_h + \beta^* I]^{-1}(A_h + (N_h)_U)) < 1$, leading to convergence of the quasi-Newton method.

Remark 1 Optimal β : Assuming A_h is symmetric positive definite (SPD) and $-\lambda_{\min}(A_h) < \lambda_{\min}((N_h)_U)$, we can express $g(\beta)$ piecewise:

$$g(\beta) = \begin{cases} \frac{\lambda_{\max}((N_h)_U) - \beta}{\beta + \lambda_{\min}(A_h)}, & \text{if } -\lambda_{\min}(A_h) < \beta < \frac{\lambda_{\min}((N_h)_U) + \lambda_{\max}((N_h)_U)}{2}, \\ \frac{\beta - \lambda_{\min}((N_h)_U)}{\beta + \lambda_{\min}(A_h)}, & \text{if } \beta \geq \frac{\lambda_{\min}((N_h)_U) + \lambda_{\max}((N_h)_U)}{2}. \end{cases}$$

We compute the derivative $g'(\beta)$ to find the minimum of $g(\beta)$:

$$g'(\beta) = \begin{cases} -\frac{\lambda_{\max}((N_h)_U) + \lambda_{\min}(A_h)}{(\beta + \lambda_{\min}(A_h))^2} < 0, & \text{if } -\lambda_{\min}(A_h) < \beta < \frac{\lambda_{\min}((N_h)_U) + \lambda_{\max}((N_h)_U)}{2}, \\ \frac{\lambda_{\min}((N_h)_U) + \lambda_{\min}(A_h)}{(\beta + \lambda_{\min}(A_h))^2} > 0, & \text{if } \beta \geq \frac{\lambda_{\min}((N_h)_U) + \lambda_{\max}((N_h)_U)}{2}. \end{cases}$$

From the sign of $g'(\beta)$, we observe that $g(\beta)$ decreases for $\beta < \frac{\lambda_{\min}((N_h)_U) + \lambda_{\max}((N_h)_U)}{2}$ and increases for $\beta > \frac{\lambda_{\min}((N_h)_U) + \lambda_{\max}((N_h)_U)}{2}$. Therefore, the minimum of $g(\beta)$ occurs at:

$$\beta = \frac{\lambda_{\min}((N_h)_U) + \lambda_{\max}((N_h)_U)}{2}.$$

Remark 2 We compute the optimal upper bound given by the product $\|A_h + \beta I\|^{-1} \|\beta I - (N_h)_U\|$, noting that it satisfies

$$\|[A_h + \beta I]^{-1}(\beta I - (N_h)_U)\| \leq \|A_h + \beta I\|^{-1} \|\beta I - (N_h)_U\|.$$

This approach offers a practical criterion for selecting β to achieve the optimal upper bound. However, the value of β that minimizes $\|[A_h + \beta I]^{-1}(\beta I - (N_h)_U)\|$ may differ from the proposed β value.

6 Numerical Results

In this section, all computations were performed using MATLAB R2023b. For one-dimensional computations, we could not fully exploit the computational advantages of Graphics Processing Units (GPUs); therefore, all computation times are based on Central Processing Unit (CPU) computations using an AMD EPYC 7763 64-Core Processor. For two-dimensional and three-dimensional computations, we utilized GPUs, and all computation times are based on computations using an NVIDIA A100 80GB GPU.

6.1 One-Dimensional Examples

In this sub-section, we present numerical examples in one dimension to illustrate the effectiveness of the quasi-Newton Method. In order to check the local convergence, we employ the initial guess as $U^*(x) + \varepsilon p(x)$, where the perturbations are polynomial functions defined as:

$$p(x) = \frac{\sum_{i=0}^4 a_i x^i}{\left\| \sum_{i=0}^4 a_i x^i \right\|_{\infty}}, \quad x \in (0, 1),$$

with the coefficients a_i are randomly selected from the interval $(-1, 1)$, where ε is the perturbation scale. The polynomial is normalized to ensure $\|p(x)\|_{\infty} = 1$. We conducted experiments using 100 random polynomials, computing the mean and standard deviation of both the iteration counts and computational times required for the convergence test. More specifically, we compare our method with classical Newton's method when degree of freedom is 1000.

6.1.1 Example 1

First, we consider the following boundary value problem:

$$\begin{cases} -u'' + u^3 = \pi^2 \sin(\pi x) + \sin^3(\pi x), & \text{in } (0, 1), \\ u(0) = u(1) = 0, \end{cases} \quad (45)$$

which has an analytic solution $u(x) = \sin(\pi x)$. This example serves as a benchmark to validate the accuracy and efficiency of the proposed quasi-Newton method. We compared it with the classical Newton's method, which converges faster in this instance due to the absence of a tensor product implementation in 1D. In terms of convergence testing, the quasi-Newton method demonstrates comparable performance to Newton's method across various perturbation scales. Additionally, the proposed β is shown to be optimal when compared to the quasi-Newton method with a fixed β . The results are summarized in Table 1.

Method	Metric	Perturbation Scale			
		0.1	0.2	0.5	1.0
Newton's method	Iterations	3.8 ± 0.4	4.0 ± 0.0	4.3 ± 0.5	4.7 ± 0.5
	Time (s)	0.02 ± 0.02	0.02 ± 0.01	0.02 ± 0.00	0.02 ± 0.00
$\beta = \frac{\min + \max}{2}$	Iterations	7.6 ± 0.5	7.8 ± 0.4	8.1 ± 0.5	8.3 ± 0.5
	Time (s)	0.07 ± 0.01	0.07 ± 0.01	0.08 ± 0.01	0.07 ± 0.01
$\beta = \min + \max$	Iterations	7.7 ± 0.5	7.9 ± 0.3	8.2 ± 0.6	8.9 ± 0.6
	Time (s)	0.07 ± 0.01	0.07 ± 0.00	0.07 ± 0.01	0.08 ± 0.01
$\beta = \max$	Iterations	7.8 ± 0.4	7.9 ± 0.3	8.2 ± 0.5	8.8 ± 0.5
	Time (s)	0.07 ± 0.01	0.07 ± 0.01	0.08 ± 0.01	0.07 ± 0.01
$\beta = \min$	Iterations	12.4 ± 0.8	12.6 ± 0.7	13.4 ± 0.7	13.9 ± 0.8
	Time (s)	0.12 ± 0.01	0.11 ± 0.01	0.13 ± 0.01	0.12 ± 0.01
$\beta = 0.1$	Iterations	11.9 ± 0.5	12.4 ± 0.7	12.8 ± 0.8	13.3 ± 0.5
	Time (s)	0.11 ± 0.01	0.12 ± 0.02	0.12 ± 0.01	0.11 ± 0.01
$\beta = 0.5$	Iterations	10.6 ± 0.6	10.8 ± 0.7	11.4 ± 0.6	11.6 ± 0.7
	Time (s)	0.10 ± 0.01	0.09 ± 0.02	0.11 ± 0.01	0.09 ± 0.01
$\beta = 1$	Iterations	8.9 ± 0.3	9.3 ± 0.5	9.5 ± 0.5	9.8 ± 0.8
	Time (s)	0.10 ± 0.01	0.08 ± 0.01	0.09 ± 0.01	0.19 ± 0.10
$\beta = 5$	Iterations	10.8 ± 0.4	11.3 ± 0.6	11.8 ± 0.7	12.2 ± 0.7
	Time (s)	0.10 ± 0.01	0.09 ± 0.01	0.11 ± 0.01	0.12 ± 0.04
$\beta = 10$	Iterations	18.3 ± 0.8	18.8 ± 1.0	19.8 ± 0.9	20.4 ± 1.1
	Time (s)	0.16 ± 0.02	0.21 ± 0.04	0.18 ± 0.01	0.19 ± 0.01

Table 1 Convergence comparisons between the quasi-Newton method and Newton's method for different values of β and perturbation scales on the 1D Equation (45) are presented as means ± standard deviations across 100 random initializations.

6.1.2 Example 2

Next, we consider the following boundary value problem, which has two solutions. Here, we focus only on the stable solution, represented by solid lines in Fig. 2. A comparison of the proposed quasi-Newton method shows comparable performance to Newton's method across various perturbation scales, as summarized in Table 2.

$$\begin{cases} -u'' - (1 + u^4) = 0, & \text{in } (0, 1), \\ u'(0) = u(1) = 0. \end{cases} \quad (46)$$

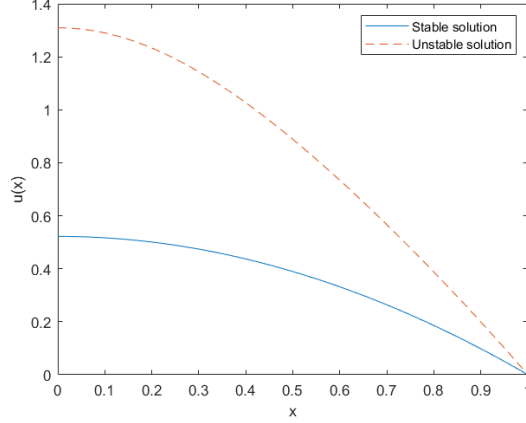


Fig. 2 Numerical solutions of Eq. (46) with $N = 1000$ grid points. The unstable solution is plotted with dashed lines, while the stable solution is represented with solid lines.

Method	Metric	Perturbation Scale			
		0.1	0.2	0.3	0.4
Newton's method	Iterations	3.9 ± 0.3	4.3 ± 0.5	4.3 ± 0.5	4.6 ± 1.0
	Time (s)	0.03 ± 0.01	0.02 ± 0.01	0.03 ± 0.01	0.03 ± 0.01
$\beta = \frac{\min + \max}{2}$	Iterations	6.6 ± 0.5	6.7 ± 0.5	6.9 ± 0.5	7.2 ± 0.6
	Time (s)	0.12 ± 0.02	0.11 ± 0.02	0.11 ± 0.02	0.11 ± 0.02
$\beta = \max$	Iterations	9.3 ± 0.7	9.8 ± 0.6	10.1 ± 0.6	10.3 ± 0.8
	Time (s)	0.15 ± 0.03	0.15 ± 0.03	0.15 ± 0.03	0.15 ± 0.03
$\beta = 0.1$	Iterations	10.2 ± 0.8	10.7 ± 0.6	10.9 ± 0.7	11.3 ± 0.7
	Time (s)	0.14 ± 0.03	0.15 ± 0.03	0.16 ± 0.03	0.16 ± 0.04
$\beta = 0.5$	Iterations	13.3 ± 0.9	13.8 ± 1.0	14.5 ± 0.9	14.6 ± 1.0
	Time (s)	0.18 ± 0.03	0.20 ± 0.04	0.21 ± 0.04	0.20 ± 0.04

Table 2 Convergence comparisons between the quasi-Newton method and Newton's method for different values of β and perturbation scales on the 1D Equation (46) are presented as means \pm standard deviations across 100 random initializations.

6.1.3 Example 3

Next, we consider the following boundary value problem, which also has multiple solutions. In this analysis, we focus only on the stable solution, represented by the solid lines in Fig. 3. The comparison results are presented in Table 3.

$$\begin{cases} -u'' + u^2 = 0, & \text{in } (0, 1), \\ u(0) = 0 \text{ and } u(1) = 1, \end{cases} \quad (47)$$

6.2 Two dimensional Examples

Similarly to the 1D case, the perturbations in 2D are defined as polynomial functions:

$$p(x, y) = \frac{\sum_{i=0}^4 \sum_{j=0}^4 a_{ij} x^i y^j}{\left\| \sum_{i=0}^4 \sum_{j=0}^4 a_{ij} x^i y^j \right\|_{\infty}}, \quad (x, y) \in \Omega,$$

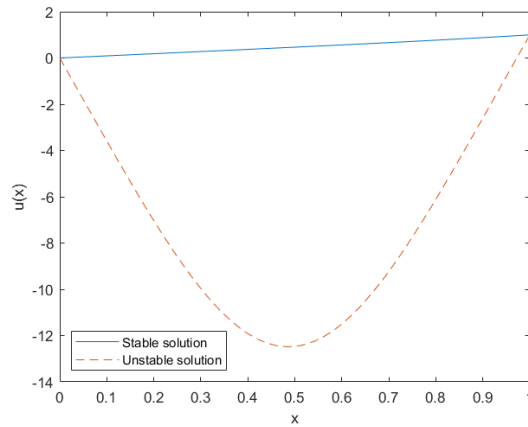


Fig. 3 Numerical solutions of Eq. (47) with $N = 1000$ grid points. The unstable solution is plotted with dashed lines, while the stable solution is represented with solid lines.

Method	Metric	Perturbation Scale			
		0.1	0.2	0.5	1.0
Newton's method	Iterations	3.5 ± 0.5	4.0 ± 0.2	4.0 ± 0.0	4.3 ± 0.5
	Time (s)	0.02 ± 0.00	0.01 ± 0.00	0.01 ± 0.00	0.01 ± 0.00
$\beta = \frac{\min + \max}{2}$	Iterations	6.0 ± 0.0	6.0 ± 0.0	6.0 ± 0.1	6.4 ± 0.5
	Time (s)	0.05 ± 0.01	0.05 ± 0.00	0.06 ± 0.01	0.06 ± 0.01
$\beta = \min + \max$	Iterations	7.9 ± 0.3	8.4 ± 0.6	8.9 ± 0.4	8.9 ± 0.5
	Time (s)	0.07 ± 0.01	0.08 ± 0.01	0.09 ± 0.02	0.08 ± 0.01
$\beta = \max$	Iterations	8.0 ± 0.3	8.6 ± 0.5	8.9 ± 0.4	9.2 ± 0.6
	Time (s)	0.07 ± 0.00	0.08 ± 0.02	0.10 ± 0.01	0.08 ± 0.01
$\beta = \min$	Iterations	8.4 ± 0.6	8.8 ± 0.4	9.1 ± 0.4	9.6 ± 0.6
	Time (s)	0.07 ± 0.01	0.07 ± 0.01	0.10 ± 0.01	0.08 ± 0.01
$\beta = 0.1$	Iterations	8.0 ± 0.2	8.3 ± 0.6	8.8 ± 0.5	8.7 ± 0.6
	Time (s)	0.07 ± 0.00	0.07 ± 0.01	0.09 ± 0.01	0.08 ± 0.01
$\beta = 0.5$	Iterations	6.9 ± 0.3	6.9 ± 0.2	7.3 ± 0.5	7.7 ± 0.5
	Time (s)	0.06 ± 0.00	0.06 ± 0.00	0.07 ± 0.01	0.07 ± 0.01
$\beta = 1$	Iterations	6.0 ± 0.0	6.0 ± 0.0	6.2 ± 0.4	6.5 ± 0.5
	Time (s)	0.06 ± 0.01	0.05 ± 0.00	0.06 ± 0.00	0.06 ± 0.00
$\beta = 5$	Iterations	13.5 ± 0.9	14.1 ± 0.7	14.6 ± 0.9	15.4 ± 0.8
	Time (s)	0.14 ± 0.01	0.14 ± 0.02	0.14 ± 0.01	0.13 ± 0.01
$\beta = 10$	Iterations	21.5 ± 0.9	22.1 ± 1.2	23.3 ± 1.0	24.2 ± 1.4
	Time (s)	0.20 ± 0.03	0.19 ± 0.02	0.22 ± 0.01	0.20 ± 0.01

Table 3 Convergence comparisons between the quasi-Newton method and Newton's method for different values of β and perturbation scales on the 1D Equation (47) are presented as means \pm standard deviations across 100 random initializations.

where the coefficients a_{ij} are randomly selected from the interval $(-1, 1)$, with ϵ as the perturbation scale. The normalization ensures that $\|p(x, y)\|_\infty = 1$. Our initial functions are generated by adding a random perturbation $\epsilon p(x, y)$ to the numerical solution, allowing us to observe convergence behavior starting from perturbed initial conditions. We also performed numerical experiments with 100 randomly generated polynomials, calculating the mean and standard deviation of the iteration counts and computational times required for the convergence test in each case.

6.2.1 Example 1

First, we consider the following Neumann boundary value problem:

$$\begin{cases} -\Delta u(x, y) + u^3(x, y) + u(x, y) = -\Delta f(x, y) + f^3(x, y) + f(x, y) & \text{in } \Omega, \\ \frac{\partial u(x, y)}{\partial \mathbf{n}} = 0, & \text{in } \partial\Omega \end{cases} \quad (48)$$

where $\Omega = (-1, 1) \times (-1, 1)$ with $f(x, y) = \cos(\pi x) \cos(2\pi y)$ and \mathbf{n} as the outward normal vector. We can easily find that the analytic solution is $u(x, y) = \cos(\pi x) \cos(2\pi y)$. The comparison results are presented in Table 4 for various perturbation sizes and in Table 5 for different degree of freedom sizes. Table 4 indicates that the Quasi-Newton method is considerably more efficient than Newton's method on coarse meshes, as it leverages the tensor product structure. Additionally, Table 5 demonstrates that the Quasi-Newton method remains efficient even for finer mesh sizes.

Method	Metric	Perturbation Scale			
		0.1	0.2	0.5	1.0
Newton's method	Iterations	4.0 ± 0.0	4.0 ± 0.0	4.6 ± 0.5	5.0 ± 0.2
	GPU Time (s)	0.4 ± 0.1	0.4 ± 0.1	0.5 ± 0.1	0.5 ± 0.1
$\beta = \frac{\min+max}{2}$	Iterations	16.6 ± 0.8	17.4 ± 0.9	18.5 ± 0.9	19.6 ± 1.0
	GPU Time (s)	0.1 ± 0.0	0.1 ± 0.0	0.1 ± 0.0	0.1 ± 0.0
$\beta = \min + \max$	Iterations	31.9 ± 1.5	33.1 ± 1.9	34.9 ± 2.1	36.8 ± 2.2
	GPU Time (s)	0.2 ± 0.1	0.2 ± 0.1	0.2 ± 0.1	0.2 ± 0.1
$\beta = \max$	Iterations	31.4 ± 1.9	32.9 ± 1.9	35.0 ± 1.8	37.1 ± 2.1
	GPU Time (s)	0.2 ± 0.1	0.2 ± 0.1	0.2 ± 0.1	0.2 ± 0.1
$\beta = \min$	Iterations	68.9 ± 3.4	70.8 ± 3.6	73.8 ± 4.8	77.2 ± 4.4
	GPU Time (s)	0.4 ± 0.1	0.4 ± 0.1	0.4 ± 0.1	0.4 ± 0.1
$\beta = 3$	Iterations	21.5 ± 1.3	22.4 ± 1.0	23.3 ± 1.3	24.1 ± 1.2
	GPU Time (s)	0.1 ± 0.0	0.1 ± 0.0	0.1 ± 0.0	0.1 ± 0.0
$\beta = 5$	Iterations	40.9 ± 2.6	42.4 ± 2.8	44.6 ± 2.2	46.3 ± 2.7
	GPU Time (s)	0.3 ± 0.1	0.3 ± 0.1	0.2 ± 0.1	0.2 ± 0.1
$\beta = 7$	Iterations	60.5 ± 3.2	62.8 ± 3.1	66.6 ± 2.9	68.7 ± 2.8
	GPU Time (s)	0.4 ± 0.1	0.4 ± 0.1	0.4 ± 0.1	0.4 ± 0.1
$\beta = 9$	Iterations	80.2 ± 3.9	83.1 ± 4.6	86.4 ± 5.7	90.5 ± 5.6
	GPU Time (s)	0.5 ± 0.1	0.5 ± 0.1	0.5 ± 0.1	0.5 ± 0.2
$\beta = 11$	Iterations	98.0 ± 6.6	102.4 ± 6.8	107.5 ± 6.1	111.5 ± 6.9
	GPU Time (s)	0.6 ± 0.2	0.7 ± 0.1	0.6 ± 0.2	0.6 ± 0.2

Table 4 Convergence comparisons between the quasi-Newton method and Newton's method for different values of β and perturbation scales on the 2D Equation (48) are presented as means ± standard deviations across 100 random initialization with 50×50 degree of freedom.

Method	Metric	Degree of Freedom			
		200 ²	400 ²	800 ²	1600 ²
$\beta = \frac{\min+max}{2}$	Iterations	12.5 ± 0.9	12.7 ± 1.0	12.8 ± 0.8	12.9 ± 0.8
	GPU Time (s)	0.03 ± 0.00	0.03 ± 0.00	0.04 ± 0.01	0.10 ± 0.01
$\beta = \min + \max$	Iterations	23.3 ± 1.9	23.2 ± 1.8	23.1 ± 2.0	23.8 ± 1.9
	GPU Time (s)	0.05 ± 0.01	0.05 ± 0.00	0.07 ± 0.01	0.17 ± 0.02
$\beta = \max$	Iterations	23.4 ± 1.8	23.6 ± 1.7	23.8 ± 1.7	24.1 ± 1.7
	GPU Time (s)	0.05 ± 0.00	0.05 ± 0.00	0.07 ± 0.01	0.17 ± 0.01
$\beta = \min$	Iterations	50.9 ± 4.0	51.3 ± 3.9	51.8 ± 3.1	52.4 ± 4.4
	GPU Time (s)	0.10 ± 0.01	0.11 ± 0.01	0.13 ± 0.01	0.33 ± 0.04
$\beta = 1$	Iterations	51.5 ± 2.9	51.0 ± 4.3	51.1 ± 3.5	52.4 ± 3.7
	GPU Time (s)	0.09 ± 0.01	0.10 ± 0.01	0.12 ± 0.02	0.29 ± 0.02
$\beta = 3$	Iterations	16.4 ± 1.0	16.2 ± 1.1	16.0 ± 1.4	16.2 ± 1.4
	GPU Time (s)	0.03 ± 0.00	0.03 ± 0.00	0.05 ± 0.01	0.09 ± 0.01
$\beta = 5$	Iterations	30.0 ± 2.4	29.8 ± 3.1	30.4 ± 2.1	30.7 ± 2.7
	GPU Time (s)	0.06 ± 0.01	0.06 ± 0.01	0.07 ± 0.01	0.18 ± 0.02
$\beta = 7$	Iterations	44.7 ± 4.0	45.0 ± 2.9	44.2 ± 3.6	45.5 ± 3.2
	GPU Time (s)	0.08 ± 0.01	0.09 ± 0.01	0.10 ± 0.01	0.26 ± 0.02
$\beta = 9$	Iterations	58.6 ± 4.3	58.6 ± 4.8	58.2 ± 4.8	59.6 ± 4.8
	GPU Time (s)	0.11 ± 0.01	0.11 ± 0.01	0.12 ± 0.01	0.34 ± 0.03

Table 5 Convergence comparisons between the quasi-Newton method and Newton's method for different values of β and mesh sizes on the 2D Equation (48) are presented as means ± standard deviations across 100 random initialization with a perturbation size 0.1.

6.2.2 Example 2

Next, we considered the following equation with multiple solutions:

$$\begin{cases} -\Delta u(x, y) - u^2(x, y) = -s \sin(\pi x) \sin(\pi y), & \text{in } \Omega, \\ u(x, y) = 0, & \text{on } \partial\Omega \end{cases} \quad (49)$$

where $\Omega = (0, 1) \times (0, 1)$ and $s = 1600$. This example is adapted from [1], there are four unique solutions up to rotation shown in Fig. 4. We then focus exclusively on the stable solution. Table 6 presents the results obtained using the quasi-Newton method, demonstrating its efficiency across various perturbations and mesh sizes.

6.2.3 The Gray-Scott model in 2D

The last example for 2D is the steady-state Gray-Scott model, given by

$$\begin{cases} -D_A \Delta A - SA^2 + (\mu + \rho)A = 0, & \text{in } \Omega \\ -D_S \Delta S + SA^2 - \rho(1 - S) = 0, & \text{in } \Omega \\ \frac{\partial A}{\partial \mathbf{n}} = \frac{\partial S}{\partial \mathbf{n}} = 0 & \text{in } \partial\Omega \end{cases} \quad (50)$$

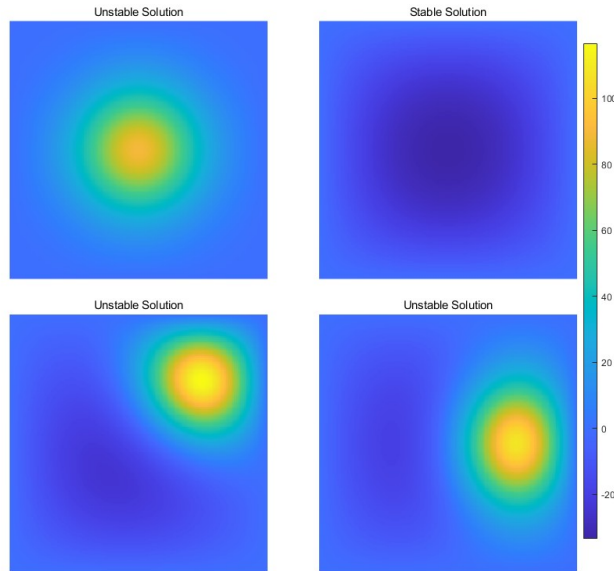


Fig. 4 Four solutions of the Eq. (49) on 200×200 mesh.

Metric	Perturbation Scale			
	0.1	0.2	0.5	1.0
Iterations	24.0 ± 0.0	22.0 ± 0.0	25.0 ± 0.0	26.0 ± 0.0
GPU Time (s)	0.04 ± 0.00	0.04 ± 0.01	0.04 ± 0.00	0.04 ± 0.00
Metric	Degree of Freedom			
	200^2	400^2	800^2	1600^2
Iterations	24.0 ± 0.0	23.0 ± 0.0	21.0 ± 0.0	23.0 ± 0.0
GPU Time (s)	0.04 ± 0.00	0.04 ± 0.00	0.03 ± 0.00	0.12 ± 0.00

Table 6 Convergence results of the quasi-Newton method for 2D Eq (49) with different perturbation size and mesh size, presented as means \pm standard deviations across 100 random initialization. For different degree of freedom we choose perturbation size as 0.1.

We consider the domain $\Omega = (0,1) \times (0,1)$ with \mathbf{n} as the outward normal vector [6]. In this example, we set $D_A = 2.5 \times 10^{-4}$, $D_S = 5 \times 10^{-4}$, $\rho = 0.04$, and $\mu = 0.065$ to compute the multiple solutions. We also set the step size to 0.1 in the quasi-Newton method to ensure convergence toward the non-trivial solution, starting from the initial guesses. The eight solutions computed by the quasi-Newton method are shown in Fig. 5, and the total number of iterations and computation time are presented in Table 7 for different mesh sizes.

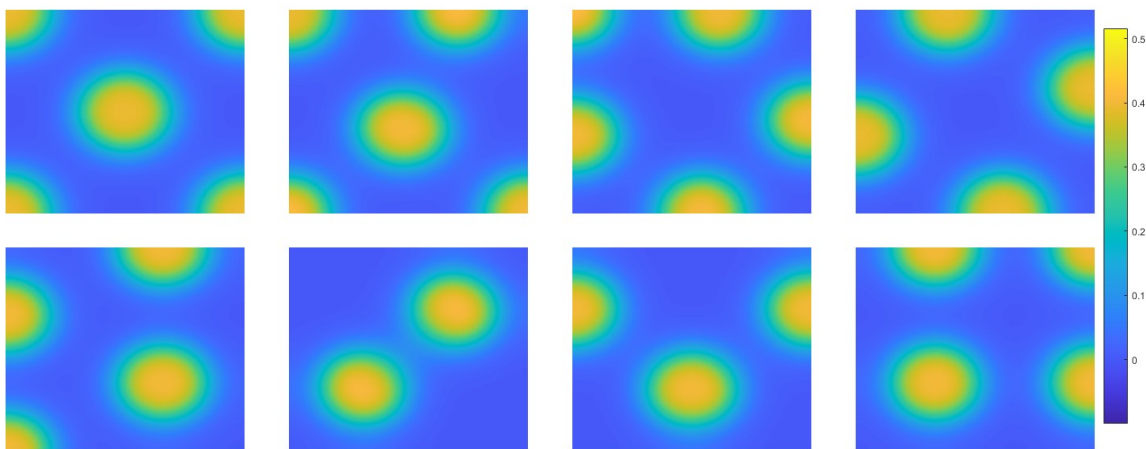


Fig. 5 Eight solutions of the Gray-Scott model, showing only $A(x, y)$ from the 2D system of Eq. (50) with a degree of freedom 1600×1600 .

Metric	Degree of Freedom			
	200 ²	400 ²	800 ²	1600 ²
Iterations	4505.9	4544.8	4550.0	4560.4
GPU Time (s)	16.0	16.4	17.4	54.8

Table 7 Convergence results for various mesh sizes in 2D Equation (5) with a perturbation size of 0.01. For each solution, the time to converge was computed individually; the total average time was then obtained by summing these times and dividing by 8. We report the total average time and iteration count required to converge to solutions.

6.3 Three dimensional Examples

The perturbations are defined as polynomial functions:

$$p(x, y, z) = \frac{\sum_{i=0}^4 \sum_{j=0}^4 \sum_{k=0}^4 a_{ijk} x^i y^j z^k}{\left\| \sum_{i=0}^4 \sum_{j=0}^4 \sum_{k=0}^4 a_{ijk} x^i y^j z^k \right\|_{\infty}}, \quad (x, y, z) \in \Omega,$$

where the coefficients a_{ijk} are randomly selected from the interval $(-1, 1)$, with ϵ as the perturbation scale. The normalization ensures that $\|p(x, y, z)\|_{\infty} = 1$. Our initial functions are generated by adding a random perturbation $\epsilon p(x, y, z)$ to the numerical solution, allowing us to observe convergence behavior starting from perturbed initial conditions.

We performed experiments with 100 randomly generated polynomials, calculating the mean and standard deviation of the iteration counts and computational times required for convergence in each case.

6.3.1 Example 1

First, we consider the following boundary value problem

$$\begin{cases} -\Delta u + au + bu^3 + Vu = -\Delta f + af + bf^3 + Vf, & \text{in } (-1, 1) \times (-1, 1) \times (-1, 1), \\ \partial_n u = 0 & \text{in } \partial\Omega, \end{cases} \quad (51)$$

where V is defined as

$$V = 100 \left(\sin^2 \left(\frac{\pi x}{4} \right) + \sin^2 \left(\frac{\pi y}{4} \right) + \sin^2 \left(\frac{\pi z}{4} \right) \right) + x^2 + y^2 + z^2,$$

and $a = b = 10$. With explicit solution as $u = f = \cos(\pi x) + \cos(\pi y) + \cos(\pi z)$. The comparison results are presented in Tables 8 and 9, showing the optimal β for different perturbation sizes and mesh sizes.

Method	Metric	Perturbation Scale			
		0.1	0.2	0.5	1.0
$\beta = \frac{\min + \max}{2}$	Iterations	62.9 ± 1.6	65.0 ± 1.7	67.4 ± 1.6	69.7 ± 1.5
	GPU Time (s)	0.4 ± 0.0	0.4 ± 0.0	0.4 ± 0.0	0.5 ± 0.0
$\beta = \min + \max$	Iterations	129.0 ± 2.8	133.1 ± 2.5	138.5 ± 2.7	142.2 ± 3.1
	GPU Time (s)	0.8 ± 0.0	0.8 ± 0.0	0.8 ± 0.0	0.9 ± 0.0
$\beta = \max$	Iterations	116.8 ± 2.4	120.4 ± 3.0	125.4 ± 2.7	128.8 ± 2.4
	GPU Time (s)	0.7 ± 0.0	0.7 ± 0.0	0.7 ± 0.0	0.7 ± 0.0
$\beta = 175$	Iterations	124.0 ± 2.4	127.6 ± 2.4	131.3 ± 2.5	134.2 ± 2.5
	GPU Time (s)	0.7 ± 0.0	0.7 ± 0.0	0.7 ± 0.0	0.7 ± 0.0
$\beta = 200$	Iterations	63.0 ± 1.3	64.7 ± 1.5	66.2 ± 1.2	67.8 ± 1.5
	GPU Time (s)	0.4 ± 0.0	0.4 ± 0.0	0.4 ± 0.0	0.4 ± 0.0
$\beta = 250$	Iterations	67.7 ± 1.5	69.9 ± 1.7	72.4 ± 1.7	74.5 ± 1.8
	GPU Time (s)	0.4 ± 0.0	0.4 ± 0.0	0.4 ± 0.0	0.4 ± 0.0
$\beta = 300$	Iterations	82.1 ± 2.0	84.4 ± 1.9	87.8 ± 1.9	90.1 ± 1.8
	GPU Time (s)	0.5 ± 0.0	0.5 ± 0.0	0.5 ± 0.0	0.5 ± 0.0
$\beta = 350$	Iterations	95.8 ± 2.1	98.7 ± 2.3	103.2 ± 1.8	105.8 ± 2.0
	GPU Time (s)	0.5 ± 0.0	0.5 ± 0.0	0.6 ± 0.0	0.6 ± 0.0

Table 8 Convergence results of different methods for 3D Eq. (51) with 200³ degree of freedom., presented as means ± standard deviations across 100 random initialization.

6.3.2 Example 2

Lastly, we consider the following Schrodinger equation:

$$\begin{cases} -\Delta u + \alpha |u|^2 u + Vu = \lambda u, & \text{in } (-8, 8) \times (-8, 8) \times (-8, 8), \\ u = 0, & \text{on } \partial\Omega, \end{cases} \quad (52)$$

Method	Metric	Degree of Freedom		
		200 ³	400 ³	800 ³
$\beta = \frac{\min+max}{2}$	Iterations	62.9 ± 1.8	59.4 ± 1.6	55.5 ± 1.3
	GPU Time (s)	0.5 ± 0.0	3.5 ± 0.1	36.5 ± 0.9
$\beta = \min + max$	Iterations	128.8 ± 2.6	121.1 ± 2.3	113.1 ± 2.9
	GPU Time (s)	0.8 ± 0.0	6.6 ± 0.2	70.0 ± 1.7
$\beta = max$	Iterations	117.0 ± 2.4	109.8 ± 2.6	103.1 ± 2.5
	GPU Time (s)	0.7 ± 0.0	5.8 ± 0.2	62.4 ± 1.6
$\beta = 175$	Iterations	124.3 ± 2.5	118.9 ± 2.3	113.0 ± 2.4
	GPU Time (s)	5.3 ± 0.0	47.9 ± 0.2	577.3 ± 3.8
$\beta = 200$	Iterations	62.8 ± 1.3	60.2 ± 1.1	57.5 ± 1.2
	GPU Time (s)	0.4 ± 0.0	3.2 ± 0.1	35.9 ± 0.7
$\beta = 250$	Iterations	67.7 ± 1.8	63.8 ± 1.5	59.7 ± 1.6
	GPU Time (s)	0.4 ± 0.0	3.4 ± 0.1	37.2 ± 0.9
$\beta = 300$	Iterations	82.3 ± 1.8	77.5 ± 1.8	72.3 ± 1.7
	GPU Time (s)	0.5 ± 0.0	4.1 ± 0.1	44.4 ± 1.0
$\beta = 350$	Iterations	96.2 ± 2.1	90.3 ± 2.1	84.6 ± 2.3
	GPU Time (s)	0.6 ± 0.0	4.7 ± 0.1	51.5 ± 1.3

Table 9 Convergence results for different methods with various mesh size in 3D Eq. (51) with 200³ degree of freedom, presented as means ± standard deviations across 100 random initialization. Here perturbation size is 0.1.

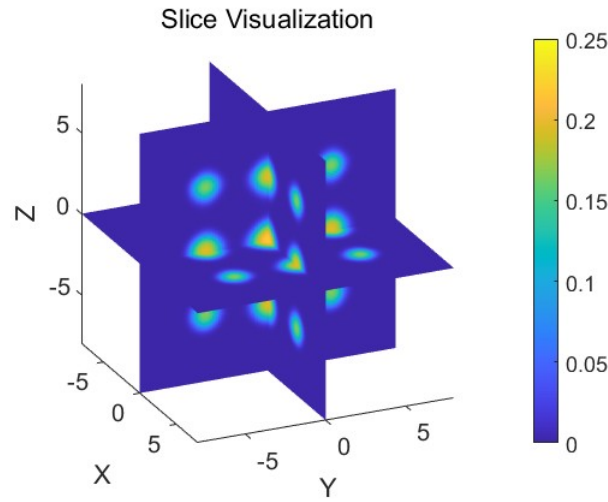


Fig. 6 The 3D solution of Eq. (52), with slices shown for the planes $x = 0$, $y = 0$ and $z = 0$.

where V is defined as

$$V = 100 \left(\sin^2 \left(\frac{\pi x}{4} \right) + \sin^2 \left(\frac{\pi y}{4} \right) + \sin^2 \left(\frac{\pi z}{4} \right) \right) + x^2 + y^2 + z^2,$$

and $\alpha = 1600$. This example is based on the model in [2], where the value of λ is not provided explicitly. To compute λ , we use the following formula:

$$\lambda = \frac{\int_{\Omega} (-\Delta u + f(u))u}{\int_{\Omega} (u)(u)},$$

and substituting this expression back into equation (52). After each Quasi-Newton method we normalized u . The detailed explanation is in §4.4. The results for this example by the proposed Quasi-Newton method are presented in Table 10 and Fig. 6 which show the efficiency with different perturbations and mesh sizes.

Metric	Perturbation Scale		
	0.1	0.2	0.3
Iterations	761.4 ± 4.0	781.7 ± 5.5	773.7 ± 20.3
GPU Time (s)	4.6 ± 0.1	4.7 ± 0.1	16.0 ± 44.6
Metric	Degree of Freedom		
	200 ³	400 ³	800 ³
Iterations	761.4 ± 4.0	704.0 ± 1.4	685.5 ± 2.1
GPU Time (s)	4.6 ± 0.1	37.4 ± 0.1	423.2 ± 1.2

Table 10 Convergence results of the quasi-Newton method for 3D Eq. (52) with different perturbation and mesh sizes, presented as means ± standard deviations across 100 random initialization. For different mesh sizes, we choose perturbation size as 0.1.

7 Conclusion

In this paper, we have developed a quasi-Newton method for solving quasi-linear elliptic equations that optimally exploit GPU architectures for computational efficiency. By approximating the Jacobian matrix as a combination of a linear Laplacian and simplified nonlinear terms, our approach mitigates the high computational costs often associated with traditional Newton’s methods, especially when dealing with large, sparse matrices from discretized PDEs. The method is highly adaptable for parallelized computations across tensor structures, making it ideal for tackling high-dimensional problems.

Our convergence analysis provides a theoretical foundation for the method, showing that it achieves local convergence to the exact solution U^* under appropriate choices for the regularization parameter β_n . By setting β_n to balance the maximum and minimum eigenvalues of the nonlinear Jacobian, we ensure both stability and efficiency in each iteration.

Practical applications demonstrate the robustness and scalability of our quasi-Newton method, especially in two- and three-dimensional spaces, and show its efficacy using the Spectral Element Method (SEM) and Finite Difference Method (FDM) on GPUs. This combination of theoretical and practical advantages makes our method a powerful tool for solving complex PDEs in physics, engineering, and related fields. Future work will explore extending this approach to other classes of nonlinear PDEs and refining the regularization strategy to adapt dynamically, further leveraging GPU capabilities for high-performance computing in scientific applications.

Funding S.L. and W.H. is supported by both NIH via 1R35GM146894 and NSF DMS-2052685; X.Z. is supported by NSF DMS-2208518.

Data availability Data sharing is not applicable to this article as no datasets were generated or analyzed during the current study.

Declarations

Conflict of interest The authors declare that they have no Conflict of interest.

References

1. B Breuer, P Joseph McKenna, and Michael Plum. Multiple solutions for a semilinear boundary value problem: a computational multiplicity proof. *Journal of Differential Equations*, 195(1):243–269, 2003.
2. Ziang Chen, Jianfeng Lu, Yulong Lu, and Xiangxiong Zhang. Fully discretized Sobolev gradient flow for the Gross-Pitaevskii eigenvalue problem, to appear in *Mathematics of Computation*. to appear in *Mathematics of Computation*, 2024.
3. Ron S Dembo, Stanley C Eisenstat, and Trond Steihaug. Inexact newton methods. *SIAM Journal on Numerical analysis*, 19(2):400–408, 1982.
4. Wenrui Hao, Jan Hesthaven, Guang Lin, and Bin Zheng. A homotopy method with adaptive basis selection for computing multiple solutions of differential equations. *Journal of Scientific Computing*, 82(1):19, 2020.
5. Wenrui Hao, Sun Lee, and Young Ju Lee. Companion-based multi-level finite element method for computing multiple solutions of nonlinear differential equations. *Computers & Mathematics with Applications*, 168:162–173, 2024.
6. Wenrui Hao and Chuan Xue. Spatial pattern formation in reaction–diffusion models: a computational approach. *Journal of mathematical biology*, 80:521–543, 2020.
7. Todd Kapitula, Panayotis G Kevrekidis, and Björn Sandstede. Counting eigenvalues via the Krein signature in infinite-dimensional Hamiltonian systems. *Physica D: Nonlinear Phenomena*, 195(3-4):263–282, 2004.
8. Carl T Kelley. *Solving nonlinear equations with Newton’s method*. SIAM, 2003.
9. CT Kelley and EW Sachs. A quasi-newton method for elliptic boundary value problems. *SIAM Journal on Numerical Analysis*, 24(3):516–531, 1987.
10. Panayotis G Kevrekidis, Dimitri J Frantzeskakis, and Ricardo Carretero-González. *The defocusing nonlinear Schrödinger equation: from dark solitons to vortices and vortex rings*. SIAM, 2015.
11. Randall J LeVeque. *Finite difference methods for ordinary and partial differential equations: steady-state and time-dependent problems*. SIAM, 2007.
12. Haoya Li, Samarth Gupta, Hsiangfu Yu, Lexing Ying, and Inderjit Dhillon. Approximate newton policy gradient algorithms. *SIAM Journal on Scientific Computing*, 45(5):A2585–A2609, 2023.
13. Fei Liu and Lexing Ying. Sparsifying preconditioner for the time-harmonic maxwell’s equations. *Journal of Computational Physics*, 376:913–923, 2019.
14. Xinyu Liu, Jie Shen, and Xiangxiong Zhang. A simple GPU implementation of spectral-element methods for solving 3D Poisson type equations on rectangular domains and its applications, to appear in *Communications in Computational Physics*. *arXiv preprint arXiv:2310.00226*, 2023.
15. Jianfeng Lu and Guirong Fei. Non-linear localization algorithm based on Newton iterations. *Journal on Internet of Things*, 2(4):129, 2020.
16. Jianfeng Lu and Zhe Wang. The full configuration interaction quantum Monte Carlo method through the lens of inexact power iteration. *SIAM Journal on Scientific Computing*, 42(1):B1–B29, 2020.
17. John Nickolls and William J Dally. The gpu computing era. *IEEE micro*, 30(2):56–69, 2010.
18. Jorge Nocedal and Stephen J Wright. Large-scale unconstrained optimization. *Numerical optimization*, pages 164–192, 2006.
19. John D Owens, Mike Houston, David Luebke, Simon Green, John E Stone, and James C Phillips. Gpu computing. *Proceedings of the IEEE*, 96(5):879–899, 2008.

20. Nicholas Perrone and Robert Kao. A general finite difference method for arbitrary meshes. *Computers & Structures*, 5(1):45–57, 1975.
21. Yousef Saad. *Iterative methods for sparse linear systems*. SIAM, 2003.
22. Horatiu Simon. Concentration for one and two-species one-dimensional reaction-diffusion systems. *Journal of Physics A: Mathematical and General*, 28(23):6585, 1995.
23. Gordon D Smith. *Numerical solution of partial differential equations: finite difference methods*. Oxford university press, 1985.
24. John C Strikwerda. *Finite difference schemes and partial differential equations*. SIAM, 2004.
25. Yingwei Wang, Wenrui Hao, and Guang Lin. Two-level spectral methods for nonlinear elliptic equations with multiple solutions. *SIAM Journal on Scientific Computing*, 40(4):B1180–B1205, 2018.
26. Xiangxiong Zhang. Recent Progress on Qk Spectral Element Method: Accuracy, Monotonicity and Applications. In Sehun Chun, Jae-Hun Jung, Eun-Jae Park, and Jie Shen, editors, *Spectral and High-Order Methods for Partial Differential Equations ICOSAHOM 2023*, volume 142 of *Lecture Notes in Computational Science and Engineering*. Springer, Cham, 2025.